


COPY

UNITED STATES OF AMERICA
Before the
SECURITIES AND EXCHANGE COMMISSION



ADMINISTRATIVE PROCEEDING
File No. 3-16893

In the Matter of

JAMES A. EVANS, JR.,

Respondent.

DIVISION OF ENFORCEMENT'S
SUPPLEMENTAL MOTION FOR
SUMMARY DISPOSITION AND
DEFAULT JUDGMENT AGAINST
RESPONDENT JAMES A. EVANS, JR.

The Division of Enforcement hereby files this supplemental motion for summary disposition and default judgment against Respondent James A. Evans, Jr. ("Evans") as follows:

BACKGROUND

The Securities and Exchange Commission instituted public administrative and cease-and-desist proceedings against Evans on October 13, 2015. Evans was served with the OIP by October 17, 2015, and failed to file an Answer in the time provided. Judge Cameron Elliott ordered Evans to show cause, by December 23, 2015, why the proceeding should not be determined against him due to his failure to file an Answer to the OIP or otherwise defend it. Evans never answered the OIP or Judge Elliot's show cause order. On March 16, 2016, this Court issued an Order Denying the Motion for Sanctions without Prejudice, ruling that the current record did not allow him to conduct the required public interest analysis under *Steadman v. SEC*, 603 F.2d 1126, 1140 (5th Cir. 1979, *aff'd on*

other grounds, 450 U.S. 91 (1981). In his Order, Judge Elliot deemed the allegations of the OIP to be true.

STATEMENT OF FACTS

A. **The DollarMonster Investment Scheme**

On September 28, 2008, Evans acquired the “cashflowbot.com” domain name from Go Daddy. Declaration of Matthew McNamara (“McNamara Dec.”) at ¶ 1. Evans renewed that domain name in September 2010 and September 2012 through Go Daddy. Id. Each renewal was for two years. Id. at Exhibit 2, pp. 2-3.

Beginning in or around January 2012, the cashflowbot.com website offered an investment program entitled “DollarMonster.” The website stated that “DollarMonster is a successful group of experienced Internet Investors” and that “DollarMonster has been working as a private fund since 2003, and since 2004 have opened up to the public worldwide.” McNamara Dec. at ¶ 2. In order to invest through DollarMonster, the website instructed investors to first open accounts with SolidTrustPay.com (“Solid Trust”), a Canadian third-party payment processor that provides email-based fund transfer services. McNamara Dec. at ¶ 3. Investors were instructed to use their credit or debit cards to deposit funds into their Solid Trust accounts, and those funds would then be transferred to a Solid Trust account controlled by Evans. Id. On January 10, 2012, Evans established the Solid Trust Pay account that was used to take in funds from investors in the DollarMonster program. McNamara Dec. at ¶ 4.

Initially, the cashflowbot.com website described the DollarMonster investment program as follows: “Whenever you invest, your funds are added to the Investment Pool.

The Investment Pool goes to pay off the person next in line to be paid - giving them a return of 200%, and you are then put at the end of the line. Each time more investments come in, more people get paid and the line moves forward. If investors do not invest, then the line doesn't move. If investors do invest, then the line does move.” McNamara Dec. at ¶ 8. However, the website also specifically represented that DollarMonster had paid out investment returns in excess of what investors had contributed, indicating that the enterprise was somehow generating investment profits and not just paying investors through the receipt of new investor funds. For example, at one time, the website represented that it had paid out returns of approximately \$528,000 compared to approximately \$471,000 of funds received. McNamara Dec. at ¶ 9.

Furthermore, the cashflowbot.com website did not disclose anywhere that if investors stopped placing funds into the “Investment Pool,” the scheme would collapse and investors could suffer a complete loss of investment. To the contrary, the website suggested that operators of DollarMonster would keep the system going by contributing their own associated profits. Specifically, the website stated that DollarMonster “invests its own profits in the program in order to keep the fund/system going.” McNamara Dec. at ¶ 10.

At some point in 2013, the cashflowbot.com website was revised to portray Dollar Monster as an investment adviser. For example, by November 6, 2013 the website represented that DollarMonster was an “asset manager” with “120+ Investment Teams,” “7,000 Portfolios Managed,” and “\$38,000,000+ in assets under management.” McNamara Dec. at ¶ 11. The DollarMonster website also stated that “[a]s the world’s

largest investor, working on behalf of millions of clients of all sizes, DollarMonster embraces a strong commitment both to transparency in financial markets and to sound corporate governance.” The website further stated, “We manage the investments so that our users don’t have to.” Id.

The DollarMonster website was also revised to suggest that investor funds would be used to invest in specific securities. In November 2013, the website stated that DollarMonster managed a “hedge fund” that purchased stocks as well as day trading forex on behalf of investors in the fund. The website further stated that investors could share in the profits with a simple click of the “cashout” and “withdraw money” buttons on the Cashflowbot.com website. McNamara Dec. at ¶ 12. A subsequent version of the website in February 2014 described DollarMonster as “a private Holding Company” that invested in securities and commodities, including gold, silver, real estate, stocks, and bonds. Id.

B. Evans Misrepresented Material Facts

Contrary to representations that investor funds would be invested in stocks or other assets, Evans did not invest any funds from DollarMonster investors in securities or commodities, but instead operated DollarMonster as a ponzi scheme and misappropriated funds for his personal use. McNamara Dec. at ¶ 14-16. Specifically, between January 2012 and April 2014, DollarMonster received approximately \$1.15 million from roughly 3,440 investors. McNamara Dec. at ¶ 16. These funds were either returned to other investors or transferred to Evans’ personal bank accounts. McNamara Dec. at ¶ 16-17. Moreover, Dollar Monster had nowhere near the “\$38,000,000+ in assets under management” or “millions of clients” that was represented to investors.

C. Evans Starts Another Investment Program

After the Division staff had begun the investigation that led to this administrative proceeding and provided a Wells Notice to Evans, the cashflowbot.com website was taken offline. McNamara Dec., ¶ 19. Thereafter, on April 10, 2015, Evans purchased the investorexchange.com domain name from Go Daddy. *Id.* That website states, in part, “I am seeking serious investors only for a new business venture I am working on. I am working on a new club (i own a few already) in New York, NY. And I am looking for investors for this. Serious only please.” [sic]. Interested investors are directed to email Evans. McNamara Dec., ¶ 22.

DISCUSSION

A. In Operating DollarMonster, Evans Acted an Investment Adviser and a Person Associated With an Investment Adviser

In its prior order in this matter, this Court deemed true the Division’s allegations that Evans was acting as an adviser and person associated with an adviser when operating the cashflowbot.com website. *James Evans*, AP Order No. 3717 at 2 (Mar 16, 2016). The Court also deemed true the fact that Evans had been enjoined from violating certain provisions of the federal securities laws. *See James Evans OIP* at ¶ 5. Thus, under the Advisers Act, the Commission may impose an associational bar against Evans if it finds such a remedy is in the public interest. Advisers Act Section 203(f).

B. The Court Should Impose an Industry-Wide Bar Against Evans From Further Participation in the Securities Industry

When determining whether an associational bar is in the public interest, the Commission considers a range of traditional factors, including:

the egregiousness of the defendant's actions, the isolated or recurrent nature of the infraction, the degree of scienter involved, the sincerity of the defendant's assurances against future violations, the defendant's recognition of the wrongful nature of his conduct, and the likelihood that the defendant's occupation will present opportunities for future violations.

Steadman v. SEC, Id.; see also In the Matter of Richard C. Spangler, Inc., 46 S.E.C. 238, 254 n.67 (1976). No one criterion is dispositive.

As the Declaration of Mr. McNamara makes manifest, Evans acted with a high degree of scienter. His fraudulent conduct was planned, consistent, and recurrent. He defrauded 3,444 individual investors in his DollarMonster scheme alone, many on repeated occasions. He specifically represented that he would manage investor funds to purchase securities, but instead operated the program as a Ponzi scheme and diverted over \$30,000 of investor funds to his personal accounts. He engaged in this conduct, unabated, for more than two years.


Moreover, after the Division gave him a Wells Notice based on the DollarMonster scheme, Evans responded by de-activating that website and promptly starting another website with another investment opportunity. Nor has Evans shown remorse for his conduct. Although he was appropriately served with the OIP in this matter, he has made no effort to participate in the proceedings. Similarly, he defaulted in the Commission's district court action against him. Given that Evans has demonstrated a willingness to continue to defraud the investing public when such opportunities present themselves, the Division recommends that its Motion be granted, and that the Court impose an industry-wide bar against Evans from further participation in the securities industry.

CONCLUSION

WHEREFORE, the Division respectfully requests that this Court bar Evans from being associated with an investment adviser, broker, dealer, municipal securities dealer, municipal adviser, transfer agent or nationally recognized statistical ratings organization.

This 7th day of April, 2016.

Respectfully submitted,



Robert F. Schroeder
Senior Trial Counsel
Division of Enforcement
Securities and Exchange Commission
950 E. Paces Ferry Road NE
Atlanta, Georgia 30326-1232
(404) 942-0688
schroederr@sec.gov

CERTIFICATE OF SERVICE


The undersigned counsel for the Division of Enforcement hereby certifies that he has served the foregoing document by UPS overnight mail and/or electronic mail, as specified below:

Honorable Cameron Elliot (Via United Parcel Service)
Administrative Law Judge
Securities and Exchange Commission
100 F Street NE
Room 2557
Washington, D.C. 20549-2557

Secretary Brent J. Fields (Via United Parcel Service – one original and three copies)
Securities and Exchange Commission
100 F Street N.E.
Washington, DC 20549-1090

James Evans
[REDACTED]
Villa Rica, GA [REDACTED]

Dated: April 7, 2016


Robert F. Schroeder
Senior Trial Counsel

EXHIBIT

A

UNITED STATES OF AMERICA
Before the
SECURITIES AND EXCHANGE COMMISSION

ADMINISTRATIVE PROCEEDING

File No. 3-16893

In the Matter of	*
	*
James A. Evans, Jr.,	*
	*
Respondent.	*
	*

DECLARATION OF MATTHEW McNAMARA

Pursuant to 28 U.S.C. § 1746, the undersigned states as follows:

- A. My name is Matthew McNamara. I am over twenty-one years of age and have personal knowledge of the matters set forth herein.
- B. I am employed as an Assistant Regional Director in the Division of Enforcement (“the Division”) of the Securities and Exchange Commission (“the Commission”). I am stationed in the Commission’s Atlanta Regional Office.
- C. As an Assistant Regional Director, I supervised the Division’s investigation (“the Investigation”) that led to Commission filing the civil action styled, *SEC v. James A. Evans, Jr.*, Civil Action No. 1:15-cv-01118-RWS (N.D. Ga), as well as the above-styled administrative proceeding.
- D. Under my supervision, the Division staff obtained the following evidence during the Investigation.

1. On September 28, 2008, the “cashflowbot.com” domain name was obtained from Go Daddy. *See* Exhibit 1 (SEC-GODADDY-E-000004), attached hereto. The domain name was initially purchased using a credit card in the name of Royce Anne Evans. *See* Exhibit 2 (SEC-GODADDY-E-0000243), attached hereto. The address given to Go Daddy for Royce Evans, however, is also associated with the Respondent, James A. Evans, Jr. (“Evans”). *See* Exhibit 3, attached hereto. In September 2010 and 2012, Evans used his own credit card to renew the “cashflowbot.com” domain name with Go Daddy. *See* Exhibit 4 (SEC-GODADDY-E-0000212, 174), attached hereto. With respect to Evans’s payment of \$24.84 to renew the cashflowbot.com domain name in 2012 (Exhibit 4 at SEC-GODADDY-E-0000174), that charge is reflected on Evans’s PNC bank statement on October 1, 2012 (*see* Exhibit 5 at SEC-GODADDY-P-0000051, attached hereto).

2. Beginning in or around January 2012, the cashflowbot.com website offered an investment program entitled “DollarMonster.” The website stated that “DollarMonster is a successful group of experienced Internet Investors” and that “DollarMonster has been working as a private fund since 2003, and since 2004 have opened up to the public worldwide.” *See* Exhibit 6, attached hereto, at p. 1

3. In order to invest through DollarMonster, the website instructed investors to first open accounts with SolidTrustPay.com (“Solid Trust”), a Canadian third-party payment processor that provides email-based fund transfer services. *See* Exhibit 7, attached hereto, at p.

1. Investors were instructed to use their credit or debit cards to deposit funds into their Solid Trust accounts, and those funds would then be transferred to a Solid Trust account controlled by Evans. *Id.*

4. Records that the staff obtained from Solid Trust show that on January 10, 2012, James Evans established and controlled the Solid Trust Pay account that was used to take in funds from investors in the DollarMonster program. Specifically, the address and date of birth listed for the creator of the account are [REDACTED], Lithia Springs, Ga. [REDACTED], and [REDACTED], which was James Evans's address at the time and is his birthdate, and the company name was DollarMonster. *See* Exhibit 8, attached hereto.

5. On January 25, 2012, Evans authorized Solid Trust Pay to transfer funds to his RBC Bank account. *See* Exhibit 9 (SEC-OSC-E-0000016-17), attached hereto. In his authorization, he identified himself by name (James Evans Jr.), his Solid Trust Pay username ("dmadmin") and his address [REDACTED], Lithia Springs, Ga. [REDACTED]. Evans further noted, on the second page of Exhibit 8 (SEC-OSC-E-0000017), that "Veterans Memorial Highway and Bankhead Highway are the same street".

6. On March 5, 2012, Evans also authorized Solid Trust Pay to transfer funds to his PNC Bank account. *See* Exhibit 10 (SEC-OSC-E-000004-5), attached hereto. In this authorization, he identified himself by name (James Evans and James Anthony Evans, Jr.), his Solid Trust Pay username ("dmadmin") and his address ([REDACTED]), Lithia Springs, Ga. 3[REDACTED]).

7. Although Evans used a number of different aliases when purchasing the cashflowbot.com domain with Go Daddy, the telephone number associated with his cashflowbot.com account is the same telephone number Evans' used to establish his Solid Trust Pay account ([REDACTED]-1968). *Compare* Exhibits 1 and 8. The Shopper Identification number associated with his cashflowbot.com account with Go Daddy was 23666908. *See* Exhibit 1.

8. Initially, the cashflowbot.com website described the DollarMonster investment program as follows: “Whenever you invest, your funds are added to the Investment Pool. The Investment Pool goes to pay off the person next in line to be paid - giving them a return of 200%, and you are then put at the end of the line. Each time more investments come in, more people get paid and the line moves forward. If investors do not invest, then the line doesn't move. If investors do invest, then the line does move.” *See* Exhibit 11, attached hereto, at p. 2.

9. However, the website also specifically represented that DollarMonster had paid out investment returns in excess of what investors had contributed, indicating that the enterprise was somehow generating investment profits and not just paying investors through the receipt of new investor funds. For example, at one time, the website represented that it had paid out returns of approximately \$528,000 compared to approximately \$471,000 of funds received. *See* Exhibit 11, at p. 2.

10. Furthermore, the cashflowbot.com website did not disclose anywhere that if investors stopped placing funds into the “Investment Pool,” the scheme would collapse and investors could suffer a complete loss of investment. To the contrary, the website suggested that operators of DollarMonster would keep the system going by contributing their own associated profits. Specifically, the website stated that DollarMonster “invests its own profits in the program in order to keep the fund/system going.” *See* Exhibit 11, at p. 3.

11. At some point in 2013, the cashflowbot.com website was revised to portray Dollar Monster as an investment adviser. For example, by November 6, 2013 the website represented that DollarMonster was an “asset manager”, *see* Exhibit 12, attached hereto, at p.1 of 8, with “120+ Investment Teams,” “7,000 Portfolios Managed,” and “\$38,000,000+ in assets under management.” *Id.*, at p. 2 of 8. The cashflowbot.com website also stated that “[a]s the world’s

largest investor, working on behalf of millions of clients of all sizes, DollarMonster embraces a strong commitment both to transparency in financial markets and to sound corporate governance. We are also a large responsible investor with \$225 billion in mandates that explicitly address social, ethical or environmental considerations.” *Id.* The website also advised “We manage the investments so that our users don’t have to.” *Id.*, at p. 7 of 8.

12. The cashflowbot.com website was also revised to suggest that funds invested through DollarMonster would be used to invest in specific securities. In November 2013, the website stated that DollarMonster managed a “[h]edge fund” that purchased stocks as well as “day trading forex” on behalf of investors in the fund. *See* Exhibit 12, at p. 4 of 8. The website further stated that investors could share in the profits with a simple click of the “CASHOUT” and “WITHDRAW MONEY” buttons on the cashflowbot.com website. *Id.*, at p. 7 of 8. Finally, a subsequent version of the website in February 2014 described DollarMonster as “a private Holding Company” that invested in securities and commodities, including gold, silver, real estate, stocks, and bonds. *See* Exhibit 13, attached hereto, at p. 1.

13. Under the heading “What is the benefit to me”, the cashflowbot.com website as of November 2013 stated the following: “The benefit to you is that you literally make money for doing nothing. In the words of Warren Buffett: ‘Don’t work for your money, make your money work for YOU!’ That is the entire concept. You invest a certain amount of money, and literally earn a daily return on it. You don’t have to sell anything to anyone, you don’t have to keep investing and investing and investing. Your investment constantly makes money for you, that is why the Stock Market is the greatest wealth machine in the world!!!” *See* Exhibit 14, attached hereto, at p. 5.

14. Contrary to representations that investor funds would be invested in stocks or other assets, the evidence obtained by the staff acting under my supervision revealed that Evans operated DollarMonster as a Ponzi scheme.

15. Using records obtained from Solid Trust, Division staff acting under my supervision performed an analysis of the funds raised by DollarMonster and the use of those funds. Exhibit 15 is a 115-page spreadsheet that the staff prepared from the Solid Trust Pay records, listing the investors in DollarMonster (by investor number, rather than by name), the date range of each investor's investment, the amount invested by each investor with DollarMonster (noted in the "Credit" column), the amount returned to each investor by DollarMonster (noted in the "Debit" column), the amounts of money retained by Evans from their investments, and the date ranges in which he retained them, noted in the "Evans" column.

16. According to Exhibit 15, there were a total of 3,444 different investors in Evans's DollarMonster program between January 25, 2012 and March 26, 2014. The total amount of money invested by them during this time was \$1,146,307.67. The total amount of money returned to investors by DollarMonster during this time was \$1,063,731.63. Evans withdrew a total of \$30,376.29 of the money invested by them, in the following amounts during the following date ranges (Evans made multiple withdrawals during those date ranges): \$8,665.82 between 2/6/2012 and 4/18/2012, \$7,548.65 between 5/7/2012 and 11/9/2012, and \$14,161.82 between 11/16/2012 and 3/31/2014. The difference between the total amount of money invested by investors (\$1,146,307.67), and the amount of money returned to them (\$1,063,731.63) plus the amounts withdrawn by Evans (\$30,376.29), represents the transaction fees deducted by Solid Trust Pay (\$52,199.75).

17. Evans withdrew the money from the Solid Trust Pay account for himself by transferring the funds to either his RBC or PNC Bank accounts. See Exhibit 16 (SEC-PNCBANK-P-0000017, 26), reflecting deposits by Evans into his RBC Bank account from the Solid Trust Pay account, in February, March and April 2012, and Exhibit 17 (SEC-PNCBANK-0000024, 31), reflecting deposits by Evans into his PNC Bank account from the Solid Trust Pay account, in March, April and May 2012, attached hereto.

18. This staff's analysis of the funds that DollarMonster received shows that no funds received from investors were used to invest in stocks, forex, commodities or other investments. This analysis further shows that, contrary to the representations that DollarMonster had "\$38,000,000+ in assets under management," the program only raised just over \$1 million.

19. After the Division staff had begun the Investigation and provided a Wells notice to Evans, the cashflowbot.com website was taken offline. Thereafter, on April 10, 2015, Evans purchased the investorexchange.com domain from Go Daddy. See Exhibit 18 (SEC-GODADDY-E-0000010) and Exhibit 19 (SEC-GODADDY-E-0000081-83), attached hereto. Evans used his credit card to purchase that domain name. See Exhibit 20 (SEC-GODADDY-E-0000142), attached hereto. The same Shopper Identification number that was assigned to Evans when he purchased the cashflowbot.com domain from Go Daddy, 23666908, was used by him to purchase the investorexchange.com domain from Go Daddy. *Id.*; see also Par. 7, supra. The username associated with theinvestorexchange.com domain was "evan19935". See Exhibit 19.

20. Exhibit 21, attached hereto, is a screen-shot from the Investor's Exchange website. According to it, "The InvestorsExchange.com and Website are designed and owned and operated by James Evans Marketing, Limited." It states that "The Investor's Exchange is dedicated to Top Quality Customer Support", and "[i]f you have a question, please feel free to


contact us.” It then lists the e-mail address for investors to use to contact [theinvestorsecchange.com](mailto:info@theinvestorsecchange.com) with a question (info@theinvestorsecchange.com).

21. Exhibit 22, attached hereto, is another screen-shot from The Investors Exchange website. It states as follows: “Read through the listings below to find something that looks interesting to you. If you are interested, click the CONTACT THIS PERSON link to send them a message [sic].” It further states: “Want a specific search? A specific location, country, industry, etc? Feel free to contact us with exactly what you are looking for. We’ll search through our entire database of entries and put together a search that best fits what you’re looking for.”

22. The second listing “FEATURED LISTING” on Exhibit 22, in bold, is identified as “Financial/Bank Instrument”. The description states as follows “I am seeking serious investors only for a new business venture I am working on. I am working on a new club (i own a few already) in New York, NY. And I am looking for investors for this. Serious only please.” [sic]. The listing also contains a “Contact This Person” link. When you click the “Contact This Person” link in Exhibit 22, an e-mail appears that is directed to [REDACTED]. See Exhibit 23. That e-mail address appears to belong to Evans, the respondent in this proceeding, given the name in the address and the fact that [REDACTED] is the year of Evans’s birth.

REMAINDER OF PAGE INTENTIONALLY LEFT BLANK

I declare under the penalty of perjury that the foregoing is true and correct to the best of my knowledge and belief.



Matthew McNamara

Executed in Atlanta, GA on April 8, 2016.

McNamara's Declaration

EXHIBIT

1

Domain Information for Shopper ID 23666908

Shopper ID: 23666908
Domain Name: CASHFLOWBOT.COM
Registrar:
Registration Period: 6
Create Date: 9/28/2008 8:41:59 AM
Expiration Date: 9/28/2014 8:41:59 AM
Update Date: 9/29/2012 5:06:48 AM
Transfer Away Eligibility Date:
Status: 77 Expired domain hold
Is Certified Domain: False
Gaining Registrar Name:
Transferred Away Date:
Last Modified: 10/17/2014 12:53:32 AM
Custom DNS: Yes
Name Servers: [REDACTED]
Auto Renew: Yes
Renew Period: 0

Registrant Contact

Name: Tiffany Burnst
Company:
Email: admin@cashflowbot.com
Address 1: [REDACTED]
Address 2:
City: Lithia Springs
State/Province: Georgia
Postal Code: [REDACTED]
Country: United States
Phone: [REDACTED]
Fax:
Modify Time: 2/8/2012 3:20:04 PM

Technical Contact

Name: Tiffany Burnst
Company:
Email: admin@cashflowbot.com
Address 1: [REDACTED]
Address 2:
City: Lithia Springs
State/Province: Georgia
Postal Code: [REDACTED]
Country: United States
Phone: [REDACTED]
Fax:
Modify Time: 2/8/2012 3:20:04 PM

Administrative Contact

Name: Tiffany Burnst
Company:
Email: admin@cashflowbot.com
Address 1: [REDACTED]
Address 2:
City: Lithia Springs
State/Province: Georgia
Postal Code: [REDACTED]
Country: United States
Phone: +[REDACTED]
Fax:
Modify Time: 2/8/2012 3:20:04 PM

Billing Contact

Name: Tiffany Burnst
Company:
Email: admin@cashflowbot.com
Address 1: [REDACTED]
Address 2:
City: Lithia Springs
State/Province: Georgia
Postal Code: [REDACTED]
Country: United States
Phone: [REDACTED]
Fax:
Modify Time: 2/8/2012 3:20:04 PM

McNamara's Declaration

EXHIBIT

2

Legal Receipt for Shopper ID 23666908

Shopper ID: 23666908
 Receipt ID: 130982503
 Reseller: GoDaddy
 Date: 9/28/2008 6:41:37 AM By customer via Online
 Source Code: ???

Shipping Information

Royce Evans
 [REDACTED]
 Palmetto, GA [REDACTED] US
 Daytime Phone [REDACTED]
 [REDACTED]

Billing Information

Royce Evans
 [REDACTED]
 Palmetto, GA [REDACTED]
 Daytime Phone [REDACTED]
 [REDACTED]

IP: [REDACTED]
 Transaction Occurred as: United States Dollar (USD)
 Payment 1: \$26.36
 Paid: Credit Card
 Name: Royce Anne Evans
 Creditcard Number: #####3569
 Creditcard Information: Visa Exp. 7/2010

Row	Label	Name	Unit Price	Today's Price	Qty	Extra Disc.	Total Price
0	102-1	.COM Domain Name Registration - 2 Years Length: 1 year(s) CASHFLOWBOT.COM This a service item.	\$19.98	\$19.98	1	\$0.00	\$20.38
1	183-1	Certified Domain - 2 Year Length: 1 year(s) This a service item.	\$5.98	\$5.98	1	\$0.00	\$5.98
Subtotal		Shipping & Handling	Tax		Total		
\$26.36		\$0.00	\$0.00		\$26.36		

McNamara's Declaration

EXHIBIT

3

People Finder Household-Centric Record

Source Information

Information Current Through: 01/26/2016
Database Last Updated: 03/22/2016
Update Frequency: MONTHLY
Current Date: 04/06/2016
Source: Data by Infogroup, Copyright © 2016, All Rights Reserved.

Household Information:

Address: [REDACTED]
PALMETTO, GA
[REDACTED]
County: FULTON
Latitude/Longitude: [REDACTED]
Residence Type: [REDACTED]
Address First Reported: [REDACTED]

Head of Household Information

Head of Household: [REDACTED]
Gender: MALE
Date of Birth: [REDACTED]
Name/Address Confirmed: 06/2014
Marital Status: [REDACTED]

Additional Individuals In This Household

Name: MR ROYCE A EVANS
Gender: MALE
Date of Birth: [REDACTED]
Name/Address Confirmed: 09/2015
Name: MR JAMES A EVANS, JR
Gender: MALE
Name/Address Confirmed: 06/2014
Name: MS [REDACTED]
Gender: FEMALE
Name/Address Confirmed: 09/2015

McNamara's Declaration

EXHIBIT

4

Legal Receipt for Shopper ID 23666908

Shopper ID: 23666908
 Receipt ID: 273652874
 Reseller: GoDaddy
 Date: 9/29/2010 12:18:27 PM By customer via Online
 Source Code: ???

Shipping Information

Royce Evans
 [REDACTED]
 Palmetto, GA [REDACTED]
 Daytime Phone: [REDACTED]
 [REDACTED]

Billing Information

Royce Evans
 [REDACTED]
 Palmetto, GA [REDACTED]
 Daytime Phone: [REDACTED]
 [REDACTED]

IP: 98.252.217.138:98.252.217.138

Transaction Occurred as: United States Dollar (USD)

Payment 1: \$23.24

Paid: Credit Card

Name: James Evans

Creditcard Number: #####4114

Creditcard Information: Visa Exp. 11/2012

Row	Label	Name	Unit Price	Today's Price	Qty	Extra Disc.	Total Price
0	10102-1	.COM Domain Name Renewal - 2 Years (recurring) Length: 1 year(s) CASHFLOWBOT.COM This a service item.	\$22.88	\$22.88	1	\$0.00	\$23.24
Subtotal		Shipping & Handling	Tax		Total		
\$23.24		\$0.00	\$0.00		\$23.24		

Legal Receipt for Shopper ID 23666908

Shopper ID: 23666908
 Receipt ID: 467423718
 Reseller: GoDaddy
 Date: 9/29/2012 3:06:30 AM By billing agent via billing agent
 Source Code: [REDACTED]

Shipping Information

Tiffany Bumst
 [REDACTED]
 Lithia Springs, GA [REDACTED]
 Daytime Phone: [REDACTED]
 [REDACTED]

Billing Information

Tiffany Bumst
 [REDACTED]
 Lithia Springs, GA [REDACTED]
 Daytime Phone: [REDACTED]
 [REDACTED]

Transaction Occurred as: United States Dollar (USD)

Payment 1: \$24.84

Paid: Credit Card
 Name: James Evans
 Creditcard Number: #####8470
 Creditcard Information: Visa Exp. 12/2015

Row	Label	Name	Unit Price	Today's Price	Qty	Extra Disc.	Total Price
0	10102-1	.COM Domain Name Renewal - 2 Years (recurring) Length: 1 year(s) CASHFLOWBOT.COM	\$29.98	\$24.48	1	\$0.00	\$24.84
Subtotal		Shipping & Handling	Tax		Total		
\$24.84		\$0.00	\$0.00		\$24.84		

McNamara's Declaration

EXHIBIT

5

Free Checking Account Statement
PNC Bank

For the period 09/21/2012 to 10/18/2012


JAMES EVANS JR


LITHIA SPRINGS GA

Primary account number [REDACTED]-6778

Page 1 of 4


Number of enclosures: 0

 For 24-hour banking, and transaction or interest rate information, sign on to PNC Bank Online Banking at pnc.com.


 For customer service call 1-888-PNC-BANK
Monday - Friday: 7 AM - 10 PM ET
Saturday & Sunday: 8 AM - 5 PM ET

Para servicio en español, 1-866-HOLA-PNC

Moving? Please contact us at 1-888-PNC-BANK

 Write to: Customer Service
PO Box 609
Pittsburgh PA 15230-9738

 Visit us at pnc.com

 TDD terminal: 1-800-531-1648
For hearing impaired clients only

IMPORTANT ACCOUNT INFORMATION

The information below amends the paragraph in the Account Agreement for Personal Checking, Savings and Money Market Accounts, "Withdrawals" section regarding the order of withdrawal. Please read this information and retain it with your records.

Effective December 7, 2012

If there are sufficient funds to cover some but not all of your withdrawal orders, we will exercise our discretion (i) in paying some but not all of the items, and (ii) to pay the items in any order.

Our general practice is to first add deposits (credits) to your account, and then subtract withdrawals (debits) from your account. Transactions are ordered according to the date and time the bank receives notice of the transaction. We receive notice of transactions at various times throughout the day, and not necessarily in the order in which they occur. If multiple transactions are received at the same time, or are grouped together and contain no time, then the items will be processed in order of sequence number or, if no sequence number is available, largest-to-smallest dollar amount. If we do not have information that allows us to determine the exact time notice of a transaction was received, we may assign an approximated time to that transaction.

Debit card purchases will be posted according to the date and time provided by the merchant. Because processing times vary, the time we receive notice of a transaction may differ from the time shown on a receipt.

The order in which we process these withdrawals may affect the total amount of overdraft fees charged to your Account. We will not be responsible for damages or wrongful dishonor if any item is not paid as a result of the order in which we process withdrawals. We reserve the right to refuse to cash a check or to impose a charge on anyone who asks us to cash a check that you have written. Even if your check is otherwise properly payable, we will not be liable to you for dishonor of your check, or otherwise, as a result of such refusal.

IMPORTANT NOTICE ABOUT PNC POINTS®: The PNC points Program is being discontinued for customers with PNC Bank Visa® Check Cards. However, the PNC Purchase Payback Rewards Program will be enhanced to offer cash rewards to eligible debit and credit customers for qualifying purchases at participating merchants. PNC points® and PNC Flex® Visa credit card customers will continue to enjoy the benefits of PNC points.

For PNC Bank Visa Check Card customers:

- > You will no longer be able to enroll or link your Consumer or Business Check Card(s) in PNC points on or after November 1, 2012.
- > Any Check Cards enrolled or linked in PNC points before November 1, 2012 will continue to earn points through January 31, 2013.
- > If your Check Card isn't linked to a PNC points participating credit card in your name, the points in your account must be redeemed before December 1, 2013 or they will be forfeited.

Look for exciting, new information about the PNC Purchase Payback Rewards Program later this fall.

Free Checking Account Statement

For 24-hour information, sign on to PNC Bank Online Banking on pnc.com.

For the period 09/21/2012 to 10/18/2012
JAMES EVANS JR
 Primary account number: [REDACTED] 6778
 Page 2 of 4

(If your Check Card is associated with a Free Checking, Foundation or Virtual Wallet checking product and was previously enrolled or linked in PNC points but is no longer earning points, you cannot reopen your PNC points account by changing your checking account type to one that participates in PNC points effective November 1, 2012.)

YEAR-TO-DATE SUMMARY INFORMATION

The summary of Total Year-to-Date Overdraft Item Fees, Returned Item Fees (NSF), Continuous Overdraft Fees and NSF/OD/COD Refunds on this statement includes the period beginning with March 5, 2012 (the first business day after your account converted to PNC) through the ending date of this statement. For a complete picture of your Summary of Year-to-Date information, view this statement along with your final account statement from RBC Bank (USA), which covers the period from January 1 through March 2.

Free Checking Account Summary

James Evans Jr

Account number: [REDACTED]-6778

Overdraft Protection has not been established for this account.
 Please contact us if you would like to set up this service.

Overdraft Coverage - Your account is currently **Opted-Out**.
 You or your joint owner may revoke your opt-in or opt-out choice at any time.

To learn more about PNC Overdraft Solutions visit us online at pnc.com/overdraftsolutions.
 Call 1-877-588-3605, visit any branch, or Sign on to PNC Online Banking, and select the "Overdraft Solutions" link under the Account Services section to manage both your Overdraft Coverage and Overdraft Protection settings.

Balance Summary

Beginning balance	Deposits and other additions	Checks and other deductions	Ending balance
406.53	1,137.76	1,287.20	257.09
		Average monthly balance	Charges and fees
		171.58	5.00

Transaction Summary

Checks paid/withdrawals	Check Card POS signed transactions	Check Card/Bankcard POS PIN transactions
2	21	29
Total ATM transactions	PNC Bank ATM transactions	Other Bank ATM transactions
5	3	2

Activity Detail


Deposits and Other Additions

There were 7 Deposits and Other Additions totaling \$1,137.76

Date	Amount	Description
09/26	421.71	Direct Deposit - Solidtrust Solidtrust Pay L Dmadmin
10/04	50.61	Direct Deposit - Transfer Paypal 5Fnj26Aqht96G
10/04	.03	Direct Deposit - Verifybank Paypal 205Fnj222C6Ubu4
10/04	.01	Direct Deposit - Verifybank Paypal 105Fnj222C6Ubu4
10/05	285.19	Direct Deposit - Solidtrust Solidtrust Pay L Dmadmin
10/11	166.75	Direct Deposit - Solidtrust Solidtrust Pay L Dmadmin

Deposits and Other Additions continued on next page

Free Checking Account Statement

 For 24-hour information, sign on to PNC Bank Online Banking on pnc.com.

For the period 09/21/2012 to 10/18/2012
 JAMES EVANS JR
 Primary account number: [REDACTED]-6778
 Page 3 of 4

Account number [REDACTED]-6778 - continued

Deposits and Other Additions - continued

Date	Amount	Description
10/17	213.46	Direct Deposit - Solidtrust Solidtrust Pay L Dmadrn

Checks and Substitute Checks

Check number	Amount	Date paid	Reference number
512 T	30.00	10/09	086475026

TTM Teller Cashed Check

Banking/Check Card Withdrawals and Purchases

Date	Amount	Description
09/21	21.52	POS Purchase Wal-Mart Super Union City Ga
09/21	14.16	8470 Check Card Purchase Easy Quick Stop
09/21	10.00	POS Purchase Racetrac 110 Union City Ga
09/21	4.70	POS Purchase Racetrac 110 Union City Ga
09/24	45.00	N0923 8470 Payment Metropcs Inc Richardson Tx
09/24	9.95	8470 Check Card Purchase Dis*Pirates Online
09/24	4.82	POS Purchase Dollar-General Villa Rica Ga
09/25	130.00	8470 Check Card Purchase Carroll Emc 770-83235
09/26	88.85	POS Purchase Petsmart Inc 2 Douglasville Ga
09/26	20.00	POS Purchase Shell Service Villa Rica Ga
09/26	13.00	ATM Withdrawal 3491 Skyview Dr Lithia Sprin Ga
09/26	3.63	POS Purchase CVS 05637 0563 Villa Rica Ga
09/26	2.50	ATM Withdrawal Fee
09/27	18.00	ATM Withdrawal 3491 Skyview Dr Lithia Sprin Ga
09/27	12.44	POS Purchase Lithia Springs Lithia Sprin Ga
09/27	5.97	8470 Check Card Purchase Easy Quick Stop
09/27	3.63	POS Purchase CVS 05637 0563 Villa Rica Ga
09/27	1.49	POS Purchase Publix Super M Villa Rica Ga
09/27	2.50	ATM Withdrawal Fee
10/01	34.00	8470 Check Card Purchase Lithia Springs Valero
10/01	29.99	8470 Check Card Purchase Electronic Arts
10/01	24.84	8470 Recurring Check Card Godaddy.Com
10/01	19.99	8470 Check Card Purchase Electronic Arts
10/01	17.87	8470 Check Card Purchase Waffle House 0655
10/01	17.44	POS Purchase Shell Service Villa Rica Ga
10/01	14.99	8470 Recurring Check Card Godaddy.Com
10/01	8.99	8470 Recurring Check Card Godaddy.Com
10/01	5.98	8470 Recurring Check Card Godaddy.Com
10/02	3.73	POS Purchase CVS 05637 0563 Villa Rica Ga
10/03	29.99	8470 Check Card Purchase Electronic Arts
10/03	9.95	8470 Check Card Purchase Dis*Pirates Online
10/04	29.99	8470 Check Card Purchase Electronic Arts
10/04	3.63	POS Purchase CVS 05637 0563 Villa Rica Ga
10/04	3.63	POS Purchase CVS 05637 0563 Villa Rica Ga
10/05	53.89	POS Purchase Wal-Mart Super Villa Rica Ga
10/05	29.95	POS Purchase Walgreens 684 Villa Rica Ga
10/05	17.44	POS Purchase Shell Service Villa Rica Ga
10/05	12.74	POS Purchase Wal-Mart Super Villa Rica Ga
10/05	10.00	POS Purchase Shell Service Winston Ga
10/05	5.00	POS Purchase Shell Service Winston Ga

There is 1 check listed totaling \$30.00


There were 3 Banking Machine withdrawals totaling \$71.00

There were 29 Check Card/Bank card PIN POS purchases totaling \$441.27

There were 25 other Banking Machine/Check Card deductions totaling \$594.89

Banking/Check Card Withdrawals and Purchases continued on next page

Free Checking Account Statement

 For 24-hour information, sign on to PNC Bank Online Banking on pnc.com.

For the period 09/21/2012 to 10/18/2012
JAMES EVANS JR
 Primary account number: [REDACTED]-6778
 Page 4 of 4

Account number: [REDACTED] 6778 - continued

Banking/Check Card Withdrawals and Purchases - continued

Date	Amount	Description
10/09	42.08	POS Purchase Petsmart Inc 2 Douglasville Ga
10/09	39.99	8470 Check Card Purchase Electronic Arts
10/09	39.99	8470 Check Card Purchase Electronic Arts
10/09	19.99	8470 Check Card Purchase Electronic Arts
10/09	12.97	8470 Check Card Purchase Mst 800-5185689 Wa
10/09	7.23	POS Purchase Wal-Mart Super Villa Rica Ga
10/12	3.63	POS Purchase CVS 05637 0563 Villa Rica Ga
10/15	18.99	N1015 8470 Payment Paypal *Martha San Jose Ca
10/15	40.00	ATM Withdrawal 6125 Professional Douglasville Ga
10/15	16.30	8470 Check Card Purchase Amazon Mktplace Pmts
10/15	13.38	POS Purchase Shell Service Villa Rica Ga
10/15	10.00	POS Purchase Shell Service Douglasville Ga
10/15	4.82	POS Purchase Dollar-General Villa Rica Ga
10/15	3.63	POS Purchase CVS 05637 0563 Villa Rica Ga
10/16	10.00	8470 Check Card Purchase Chevron 00210462
10/17	17.96	POS Purchase Shell Service Villa Rica Ga
10/18	10.01	POS Purchase Shell Service Villa Rica Ga

Online and Electronic Banking Deductions

Date	Amount	Description
10/04	.04	Direct Payment - Verifybank Paypal 405Fmj222C6Ubo4

There was 1 Online or Electronic Banking Deduction totaling \$0.04 .

Other Deductions

Date	Amount	Description
09/21	150.00	Withdrawal Tel 0400074604 0050

There was 1 Other Deduction totaling \$150.00 .

Daily Balance Detail

Date	Balance	Date	Balance	Date	Balance	Date	Balance
09/21	206.15	10/01	91.99	10/09	25.60	10/17	267.10
09/24	146.38	10/02	88.26	10/11	192.35	10/18	257.09
09/25	16.38	10/03	48.32	10/12	188.72		
09/26	310.11	10/04	61.68	10/15	81.60		
09/27	266.08	10/05	217.85	10/16	71.60		

Enroll in online statements today through online banking, and have access to your checking and saving statements for up to 6 years. Enroll today by visiting the Customer Service Tab in online banking.

For People Who Like Things 75% Bigger. Combine the PNC CashBuilder(R) Visa(R) Credit Card with a qualifying PNC Performance Select Checking account, and earn 75% more than cards earning 1% cash back, on almost everything - without all the confusing rules. Learn more and apply at pnc.com/cashbuilder.

To earn 1.75% cash back you must maintain an average monthly balance of \$5,000 in your Performance Select Checking Account or any linked Free or Performance Select Checking Account, or \$25,000 combined in that account and linked deposit or investment accounts. Other conditions may apply.

CashBuilder is a registered mark of The PNC Financial Services Group, Inc. VISA is a registered trademark of Visa International Service Association and used under license.

McNamara's Declaration

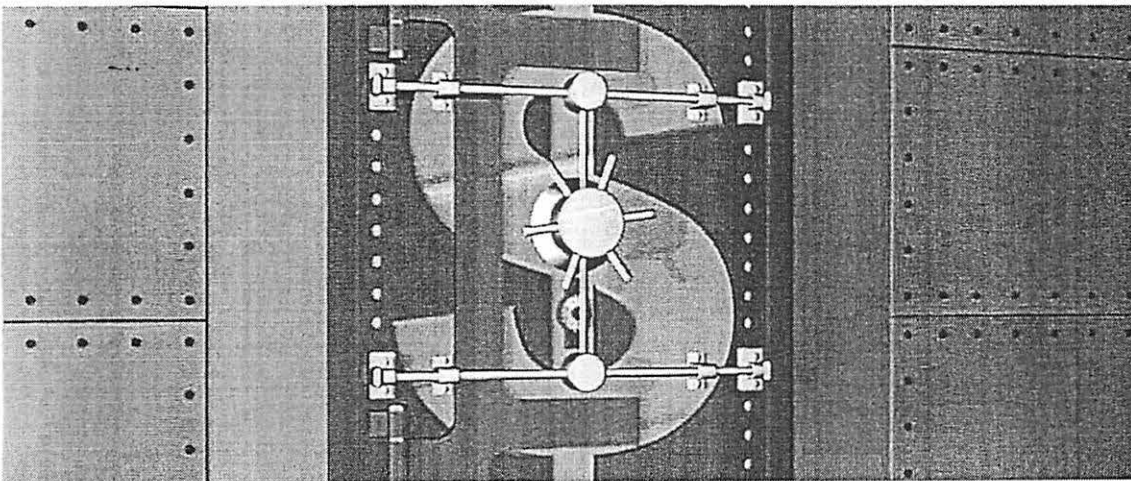
EXHIBIT

6



- Advertise With Us -

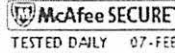
DollarMonster



- >> Home
- >> About Us
- >> F.A.Q
- >> Support
- >> News
- >> Testimonials
- >> Referrals
- >> Forum
- >> Next To Be Paid
- >> Paid Members



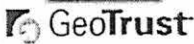
DollarMonster is trusted by GeoTrust. 128 bit encrypted servers and databases provide top rate security for private data.



This site has earned the HACKER SAFE rating, certifying credit card security against hackers.



DollarMonster uses only AlertPay as its payment processor. Click to open a FREE AlertPay Account.



NEW FORUM POSTS

ADMINISTRATION said:
User elenmoz has just been paid \$190.52 to their AlertPay account.

January 07, 2012

ADMINISTRATION said:
User galastudio_2 has just been paid \$190.52 to their AlertPay account.

January 07, 2012

ADMINISTRATION said:
User hefelder has just been paid \$151.52 to their AlertPay account.

January 07, 2012

[View More Posts](#)

Sign Up Now

To open a DollarMonster account just choose your username and password for your account and an amount you want to deposit in your account to open it. The minimum deposit amount is \$6.00 USD.

DO NOT USE COMMAS!!

Examples: 1.00 - 10.00 - 100.00 - 1000.00 - 10000.00 etc.

A message from the DollarMonster owner:

To ensure faster service, PLEASE be sure and include your USERNAME - with all correspondences - to support.

About Us

Investment Pool Balance: \$253.52 USD

DollarMonster is a successful group of experienced Internet Investors. DollarMonster has been working as a private fund since 2003, and since 2004 have opened up to the public worldwide.

Our mission is to provide our investors with a great opportunity for their funds - by investing as prudently as possible - to gain high rates in return.

DollarMonster is a secure investment project, designed specifically for people who want to get reliable, and profitable returns on their investments.

DollarMonster provides investments opportunities to individual and institutional investors. With DollarMonster you'll make big profits, because we have a winning combination of professional investment expertise, not to mention speed, flexibility and a rigorously-disciplined investment approach.

The goal of DollarMonster is to generate extraordinarily huge and risk adjusted rates of return. DollarMonster can be used as a long term high yield private investment program, or a short term high yield private investment program.



Choose Username: *

Choose Password: *

Date: January 07, 2012 6:36PM

Amount: \$

DO NOT USE
COMMA'S IN YOUR
DEPOSIT AMOUNT!

In order to better compete for your business, DollarMonster provides the lowest fees in the High Yield Investments Industry. Below is a list of our fees:

AlertPay: 2.5% + \$0.25 per transaction

DollarMonster: \$1.99 per transaction

Total fee for an investment: 2.5% + \$2.24 per transaction

Member's Login

Username:

Password:

[Forgot your password or username?](#)

Program Statistics	
Investment Pool:	Click here to see what's in the Investment Pool
Running Time:	2,342 Days
Active Users:	11,076
Total In:	+ \$442,193.09
Total Out:	- \$498,427.26
Today In:	+ \$94,780.84
Today Out:	- \$96,606.64
Total Visits:	119,142
Visitors Online:	252
Members Online:	594
Newest Member:	4thylord777
Last Spend:	January 07, 2012 6:36PM

PROGRAM INFO	
Investment Pool:	Click here to see what's in the Investment Pool
Running Time:	2,342 Days
Active Users:	11,076
Total In:	+ \$442,097.83
Total Out:	- \$498,427.26
Today In:	+ \$94,685.58
Today Out:	- \$96,606.64
Total Visits:	119,142
Visitors Online:	254
Members Online:	593
Newest Member:	4thylord777
Member:	
Last Spend:	January 07, 2012 6:35PM

PROJECT NEWS

AlertPay API Error FIXED
The issue stated in the last news entry has been corrected.

Thank you for your patience.

- Mgmt
--January 06, 2012 6:14PM--

[All news](#)

ADVERTISE HERE

Turn \$7 Into \$944,368.58



Earn Up To \$500 Per Day! Its FREE to join!! What are you waiting for?!

Get Paid Daily Join For Free

Turning your \$5.- into \$5892.-

- Advertise With Us -

FREE ADVERTISE HERE



HotHYIPs -
The best Listing & Monitoring site, your guide in
HYIP's world.

© 2003 - 2011 DollarMonster. All rights reserved.

All services on the website are provided on behalf of DollarMonster which is responsible for all operations within the jurisdiction of the legislation of the United States of America. The use, duplication or distribution of any information from the site is allowed only with permission from DollarMonster except distribution of promotional materials specified in the terms of service. The use of DollarMonster logo is possible only in accordance with copyright laws, because the company DollarMonster has all the rights to its logo, brand symbols and corporate identity brand.

Turning your \$5,- into \$5892,- Get Paid Daily Join For Free Earn Up To \$500 Per Day! Its FREE to join!! What are you waiting for?! Turn \$7 Into
\$944,368.58
- Advertise With Us -

McNamara's Declaration

EXHIBIT

7



http://cashflowbot.com/index.php?go=faq

Go

AUG

MAR

47 captures

8 Jan 09 - 8 Feb 14



2012

2015



DollarMonster

Main Menu

- Home
- Contact Us
- FAQ
- News
- Testimonials
- Referral Program

- Open An Account
- Log Into Account

Latest News

NO FEES -
Effective immediately, we will no longer be subtracting fees from your purchased positions.

If you purchase a position for \$10.00, then your position will pay out \$20.00 directly to your SolidTrustPay account.

If you have any questions regarding this, please feel free to contact us.
- December 24, 2013 12:15 AM EST (USA/Canada)

FAQ - Frequently Asked Questions

What is DollarMonster?
DollarMonster is a single straight line Matrix/Cycler/HYIP Program.

What payment processor do you use?
We only use SolidTrustPay as our registered payment processor. Are Bank and Corporate verified with SolidTrustPay which institutes military grade account security as well as 128 bit encryption. You can open a SolidTrustPay account now by [clicking here](#).

How do I get started making money?
Once you have opened your DollarMonster account, you will be able to log into your account overview. Once at your account overview, use the SolidTrustPay Payment Button to purchase your position/spot.

How do I get paid?
Once your position/spot has been paid out - your \$20.00 will be sent directly to your SolidTrustPay account.

Can I use my credit or debit card to purchase spots?
Yes. Once you have opened your SolidTrustPay account, you can add your credit card or debit card to your SolidTrustPay account. You can then deposit money into your SolidTrustPay account using your card(s). Your funds are then available in your SolidTrustPay account in less than 24 hours.

Once your funds are in your SolidTrustPay account, you can then log into your DollarMonster account and then use those funds to purchase more positions/spots.

Do you have a referral program?
Yes, please click the Referrals Link at the top of the page to learn more about our referral program.

Can I refer family members?
Yes of course, anyone can join this program as long as they use a different SolidTrust Pay account.

Member Login

Username:

Password:

[LOGIN](#)

[Need Login Help?](#)

Top Security




DollarMonster is Verified Secured by GeoTrust. 125 bit encrypted sites are given this

INTERNET ARCHIVE
Wayback Machine

47 captures
8 Jan 09 - 8 Feb 14

Go



AUG 2012

MAR 2015

John 3:16

McNamara's Declaration

EXHIBIT

8

SolidTrust Pay **dmadmin - DollarMonster James Evans** Enabled Not Card Verified Bank Verified Verify Verify cards Edit Update bio access

Account type: Corporate Verification level: Bank Verified Card verified: No Reviewed all good

Use of cards is allowed **Roaming is disabled** **IF verification is on** **Browser verification is off**

Created at: January 16, 2012 11:07 Updated at: April 16, 2014 12:44

Transactions count: **5612** approved **10** declined **4** pending **0** error **0** expired **0** invalid

Transactions :: Cards :: Bank Accounts :: Trust Card :: Documents :: Messages :: Payment Buttons

Add bank Add card Add bank account Add document Send message

Profile

- Username: dmadmin
- E-mail: payments@cashfoxbot.com
- Signup IP: 98.292.217.139
- Referral token: 114645164
- Birth date: [REDACTED]
- Occupation: Sales/Marketing/Advertising
- Citizenship: United States
- Country: United States
- State/province: Georgia
- Address: [REDACTED]
- City: Little Springs
- Zip: [REDACTED]
- Work/Daytime phone Number: 6786001900
- Cell phone number:

Activity

- Login count: 209
- Previous login at: April 05, 2014 14:30
- Last login IP: 124.151.49.207
- Current login at: April 10, 2014 12:44
- Current login IP: 124.151.49.207

Merchant settings

- Company name: DollarMonster
- Accept credit card payments: No
- Accept micro payments: Yes
- Allow using of TAP: No
- Enable instant clearance using TAP: No
- Fixed fee:
- Percentage fee:
- Daily amount limit:
- Maximum amount per transaction limit:

Verification Summary

Summary is based on all records

ID Complete	Yes
Address Complete	Yes
Bank Complete	Yes
Ach	true
Cheque	true
Routing number	[REDACTED]
Account number	[REDACTED]
Bank statement	true

Account balances

Currency	Available	Reserved
AUD	\$0	\$0
CAD	\$0.02	\$0
EUR	€0.54	€0
GBP	£0.53	£0
NZD	\$0	\$0
USD	\$0.81	\$0.02

Notes

- all buttons turned to "complaints" will be empty for site info and registration to offer investments
- complaints coming in - appears merchant has run out of fu-133
- this was a mistake - website is into /www.cashfoxbot.com which is up and running - not dollarmonster.com

McNamara's Declaration

EXHIBIT

9



Authorization for ACH Direct Bank Transfers - United States of America

Welcome to our online Bank Authorization form. You do not have to print this form to submit - simply type in your information in the blanks provided. You may use the tools at the top of this page to move your text, add a picture, review, etc. When completed, you will be returned to solidtrustpay.com

(TYPE DIRECTLY IN ALL BLANKS) YOUR LEGAL NAME James Evans Jr with
SOLIDTRUST PAY Username dmadmin hereby authorizes STPay to initiate DEBIT &
CREDIT TRANSFERS from my checking or savings account from the institution below. Requests can
ONLY be done via my SolidTrust account. This authorization remains in effect until canceled in writing.

RBC Bank 9115 Roosevelt Highway
(Name of Financial Institution) (Institution Branch OR Head Office Address)
Palmetto Georgia 30268
(Institution City) (Institution State) (Institution Zip)

Your Bank Account # [redacted] 4198 9 Digit Routing # [redacted]
(must start with 0, 1, 2 or 3)
Account Type (input YES as applicable for each line) Checking YES or Savings
Personal YES or Business

Your Name (as it appears on your bank account) James Evans Jr
Joint Account Holder Name (if applicable)

Your Address (must match Bank Account info as shown in your STPay profile and your STPay account)
[redacted] Lithia Springs GA [redacted]
(Address) (City) (State) (Zip)


REQUIRED - upload a blank check marked "VOID" or an already used canceled check
Select "pix" from the tools above and click to place in the blank below

if no check is available, please acquire a Direct Deposits Authorization form from your bank -
signed & dated by a bank representative. You may send at your convenience later.

STP SOLIDTRUSTPAY

your global currency solution

Authorization for ACH Direct Bank Transfers - United States of America



DECLARATION - I hereby declare that all information listed above is true and correct and that I (we) am (are) are the legal owner(s) of the bank account identified with the financial institution indicated. I also declare that full responsibility is accepted for all transactions that occur in said account. Furthermore, any issues that may arise from any bank transfers will be resolved with SolidTrust Pay directly at my direction.

By inputting my name below, I and any Joint Account Holder legally bind this electronic document.

YOUR LEGAL NAME James Evans Jr

JOINT ACCOUNT HOLDER (if applicable) _____

DATE (spelled in full, for example: January 1, 2012) January 25, 2012

COMMENTS (optional): please include any extra information that we may need to know regarding your bank authorization request. For example, you may not have checks, address differences, etc.

The address in my profile is [redacted] Lithia Springs GA [redacted] My proof of address states the same address except the street name is [redacted] [redacted] are the same street.

McNamara's Declaration

EXHIBIT

10

STP SOLIDTRUSTPAY

your global currency solution

Authorization for ACH Direct Bank Transfers - United States of America

Welcome to our online Bank Authorization form. You do not have to print this form to submit - simply type in your information in the blanks provided. You may use the tools at the top of this page to move your text, add a picture, review, etc. When completed, you will be returned to solidtrustpay.com

(TYPE DIRECTLY IN ALL BLANKS) YOUR LEGAL NAME James Evans with
SOLIDTRUST PAY Username dadmin hereby authorizes STPay to initiate DEBIT &
CREDIT TRANSFERS from my checking or savings account from the institution below. Requests can
ONLY be done via my SolidTrust account. This authorization remains in effect until canceled in writing.

PNC Bank 3720 New Macland Rd

(Name of Financial Institution) (Institution Branch OR Head Office Address)
Powder Springs Georgia 30127

(Institution City) (Institution State) (Institution Zip)

Your Bank Account # ██████████6778 9 Digit Routing # ██████████

(must start with 0, 1, 2 or 3)
Account Type (input YES as applicable for each line) Checking Yes or Savings _____
Personal Yes or Business _____

Your Name (as it appears on your bank account) James Evans

Joint Account Holder Name (if applicable) _____

Your Address (must match Bank Account info as shown in your STPay profile and your STPay account)
██████████ Lithia Springs GA ██████████

(Address) (City) (State) (Zip)

REQUIRED - upload a blank check marked "VOID" or an already used canceled check
Select "pix" from the tools above and click to place in the blank below

*if no check is available, please acquire a Direct Deposits Authorization form from your bank -
signed & dated by a bank representative. You may send at your convenience later.*

STP SOLIDTRUSTPAY
your global currency solution

Authorization for ACH Direct Bank Transfers - United States of America

JAMES EVANS, JR.
LITHIA SPRINGS, GA

501
15-3540
746

VOID

PNCBANK

C 50 1

DECLARATION - I hereby declare that all information listed above is true and correct and that I (we) am (are) are the legal owner(s) of the bank account identified with the financial institution indicated. I also declare that full responsibility is accepted for all transactions that occur in said account. Furthermore, any issues that may arise from any bank transfers will be resolved with SolidTrust Pay directly at my direction.

By inputting my name below, I and any Joint Account Holder legally bind this electronic document.

YOUR LEGAL NAME James Anthony Evans Jr

JOINT ACCOUNT HOLDER (if applicable) _____

DATE (spelled in full, for example: January 1, 2012) March 5, 2012

COMMENTS (optional): please include any extra information that we may need to know regarding your bank authorization request. For example, you may not have checks, address differences, etc.

McNamara's Declaration

EXHIBIT

11

INTERNET ARCHIVE
WayBackMachine
49 captures
8 Jan 09 - 8 Feb 14

http://www.cashflowbot.com/index.php?go=faq


NOV JAN FEB
8
2010 2012 2013

Close Help

YOUR BANNER SHOULD BE HERE
Click here to Advertise With Us

- Advertise With Us -

DollarMonster



- >> Home
- >> About Us
- >> F.A.Q
- >> Support
- >> News
- >> Testimonials
- >> Referrals
- >> Forum
- >> Next To Be Paid
- >> Paid Members



DollarMonster is trusted by GeoTrust. 128 bit encrypted servers and databases provide top rate security for private data.

McAfee SECURE
TESTED DAILY 07-FEB
This site has earned the HACKER SAFE rating, certifying credit card security against hackers.



DollarMonster uses only AlertPay as its payment processor. Click to open a FREE AlertPay Account.

NEW FORUM POSTS

ADMINISTRATION said:
User markusbert has just been paid \$7.22 to their AlertPay account.

January 07, 2012

ADMINISTRATION said:
User magistral has just been paid \$18.92 to their AlertPay account.

January 07, 2012

marketingmaster said:
i can nmot BELIEVE THIS RECORD BREAKING DAYB 130 K WELL HIT TODAY I BET PLZ PPL REINVEST AS MUCH AS YOU CAN HANDLE BUT MORE THAN 51 % REINVEST FROM ALLLL WOULD KEEP THIS GOING FOR YEARS WOIIIIEE

one can put in 200 \$ a day then eveyday for 2 days tomorrow and he next day ull spread into 50's and mabe make it into 4 days and from there should ddouble enough to make 50's everyday of the week 4 -6 times a day i want and i WLL reinvest 60 % back always at the least as again I DONT want to make less only more..or the same....also i will help me feel good by helping others keep fast cycling going to but again i dont care even it it did take the full 4 days NO WHERE can do that..

January 07, 2012

[View More Posts](#)

A message from the DollarMonster owner:

To ensure faster service, PLEASE be sure and include your USERNAME - with all correspondences - to support.

- [What is DollarMonster?](#)
- [How does it work?](#)
- [Which payment processors do you use?](#)
- [How do I get started?](#)
- [How much can I invest?](#)
- [How do I receive Payments?](#)
- [How often do you make payments?](#)
- [Can I refer family members?](#)
- [How long will your program last?](#)
- [Do you give refunds?](#)
- [Can I use my Credit or Debit Card?](#)
- [Is there a strategy with DollarMonster?](#)
- [What does the STATUS of my investment mean?](#)
- [How do I withdraw funds from my DollarMonster account?](#)
- [When will my spend mature?](#)
- [Does DollarMonster invest into the Investment Pool?](#)
- [Does DollarMonster charge any fees?](#)
- [How do I make a spend double?](#)
- [Why do I have to add funds in order to open an account?](#)

What is DollarMonster?
DollarMonster is a simple straight-line matrix which is simply a one level payment system.

How does it work?

Sign Up Now

To open a DollarMonster account just choose your username and password for your account and an amount you want to deposit in your account to open it. The minimum deposit amount is \$6.00 USD.

DO NOT USE COMMAS!!

Examples: 1.00 - 10.00 - 100.00 - 1000.00 - 10000.00 etc.

Choose Username: *

Choose Password: *

Date: January 07, 2012 9:17PM

Amount: \$

DO NOT USE COMMA'S IN YOUR DEPOSIT AMOUNT!

Member's Login

Username:

Password:

[Forgot your password or username?](#)

PROGRAM INFO

Investment Pool: Click here to see what's in the Investment Pool
Running Time: 2,342 Days
Active Users: 11,113
Total In: + \$471,532.78
Total Out: - \$528,493.06
Today In: + \$124,120.53
Today Out: - \$126,672.44
Total Visits: 121,112
Visitors Online: 339
Members Online: 599
Newest Member: plife
Last Spend: January 07, 2012 9:17PM

AlertPay API Error FIXED

The issue stated in the last news entry has been corrected.

Thank you for your patience.

- Mgmt

--January 06, 2012 6:14PM--

[All news](#)

ADVERTISERS

[Earn Up To \\$500 Per Day! Its FREE to join!! What are you waiting for?!](#)


[Turn \\$7 Into \\$944,368.58](#)

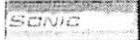
[Get Paid Daily Join For Free](#)

[Turning your \\$5.- into \\$5892.-](#)

- Advertise With Us -

FREE ADVERTISING





The way the system works is simple. DollarMonster is a simple straight-line matrix which is simply a one level payment system. Whenever you invest, your funds are added to the Investment Pool. The Investment Pool goes to pay off the person next in line to be paid - giving them a return of 200%, and you are then put at the end of the line. Each time more investments come in, more people get paid and the line moves forward.

If investors do not invest, then the line doesn't move.
If investors do invest, then the line does move.

In order for you to be successful, your fellow investors must invest. Everyone must work together as a team if everyone wants to be successful.

However, the amounts given above are just an example. You can invest anything between \$6.00 - \$10,000.00

Which payment processors do you use?

We use [AlertPay](#) only. [To open an AlertPay account click here.](#)

How do I get started?

First open an AlertPay account - its FREE! Once your AlertPay account is opened, you'll want to make an investment using the **MAKE INVESTMENT** panel found under the JOIN link. Once your investment is confirmed it will be added to the bottom of the [Next To Be Paid List](#). Within a short time, your investment will mature and your funds will be sent to your AlertPay account you made your spend from.

How much can I invest?

You can invest as little as \$6.00 USD or as much as \$10,000.00 USD. However, you can have as many investments going at one time as you wish. There is no maximum balance cap for your current investments.

How do I receive Payments?

Payments are made directly to your AlertPay account you made your original spend from. We pay our investors automatically. You don't have to make requests to receive payments. If you change your email in your AlertPay Account we will still make payments to the account you made your original spend from. If this causes you problems, you need to contact us urgently!

How often do you make payments?

Payments are made 24 hours a day, 7 days a week - instantly and automatically.

Can I refer family members?

Yes of course, anyone can join this program as long as they use different Username, Email, and AlertPay ID details.

How long will your program last?

When you invest \$6.00, your payment is entered into our system, when someone else makes a spend, you'll receive \$12.00 back on your investment. Since we don't promise to pay you 200-300% a day, this site won't disappear overnight like 95% of other sites. As long as investments are made after you make yours, you are GUARANTEED to cycle.

Do you give refunds?

Yes we give refunds. Your transaction must be under 14 days old to get a refund. Unfortunately, AlertPay does not allow refunds on transactions over 14 days old. If you wish to get a refund, you must request it BEFORE it is 14 days old.

Can I use my Credit or Debit Card?

Yes. Just log into your account and use the MAKE A SPEND FORM to purchase a position. Confirm your payment after, and on the payment page for AlertPay you'll enter your card information.

Is there a strategy with DollarMonster?

The easiest strategy to use is to make regular investments every so often. This way you will have a steady income from your investments. Like many other investors, as you gain experience with DollarMonster you will start your own strategy and method that best suits you.

Another strategy is to invest any amount between \$6.00 and \$10,000.00, and keep investing that same amount about 10-15 times. Wait for these investments to cycle and then keep half of your earnings and reinvest the other half. For example: If you originally invested \$10.00, you earned \$20.00. So reinvest \$10.00 and keep the other \$10.00.

What does the STATUS of my investment mean?

There are only two different status'. IN CYCLE and DOUBLED. IN CYCLE means your investment is currently in line to be paid. DOUBLED means your investment has cycled and you have been paid to your AlertPay account. As long as your investment is IN CYCLE, you can issue a refund for that particular investment. However you cannot issue a refund on an investment that has already cycled.

How do I withdraw funds from my DollarMonster account?

We do not offer withdraw services. When your investment cycles, your funds are sent instantly and automatically to your AlertPay account, and if you decide to refund an investment, it will be sent instantly back to your AlertPay account, so there is no need to have a withdraw option.



HotHYIPs -

The best Listing & Monitoring site, your guide in HYIP's world.

When will my spend mature?

When you make an investment, a date will be given to you in your Transaction Details for when that particular spend will cycle.

Does DollarMonster invest into the Investment Pool?

Yes. DollarMonster invests its own profits into the program in order to keep the fund/system going.

Does DollarMonster charge any fees?

Yes. In order to better compete for your business, DollarMonster provides the lowest fees in the High Yield Investments Industry. Below is a list of our fees:

AlertPay: 2.5% + \$0.25 per transaction

DollarMonster: \$1.99 per transaction

Total fee for an investment: 2.5% + \$2.24 per transaction

How do I make a spend double?

Simple. Look at the top slot on the Next To Be Paid list. Multiply the amount listed in the top slot on the list, by 2. (Or you can refer to the amount listed on the Next To Be Paid List. The amount there will tell you how much needs to be invested to cycle the top person off the list) You can invest this amount if choose, and it will be enough to cycle the person at the top off the list. Then the entire list will move up.

Why do I have to add funds in order to open an account?

In order to open an account at a bank or investment firm, you must have money ready to deposit into it in order to "open" your account. Its exactly the same with DollarMonster.

Fraud and cheating

We have several measures in place for detecting cheating. Anyone found trying to cheat the system will have their account closed and be reported to AlertPay and other authorities.

© 2003 - 2011 DollarMonster. All rights reserved.

All services on the website are provided on behalf of DollarMonster which is responsible for all operations within the jurisdiction of the legislation of the United States of America. The use, duplication or distribution of any information from the site is allowed only with permission from DollarMonster except distribution of promotional materials specified in the terms of service. The use of DollarMonster logo is possible only in accordance with copyright laws, because the company DollarMonster has all the rights to its logo, brand symbols and corporate identity brand.

[Turning your \\$5,- into \\$5892,-](#) [Turn \\$7 Into \\$94,368.58](#) [Get Paid Daily Join For Free waiting for?!](#) [Earn Up To \\$500 Per Day! Its FREE to join!! What are you](#)
[- Advertise With Us -](#)

McNamara's Declaration

EXHIBIT

12

DollarMonster Website as of November 6, 2013

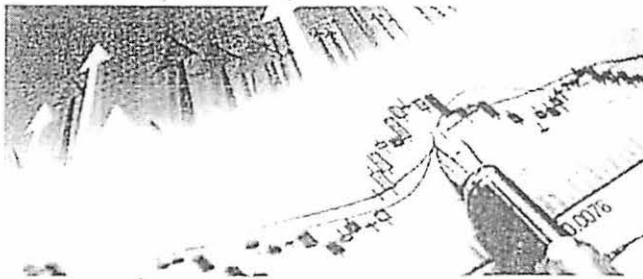
Home Page



Dollar

HOME HOW IT WORKS CONTACT NEWS & UPDATES FAQ REFERRALS FEES INVESTMENT NETWORK LOG OUT

- MY ACCOUNT
- EDIT ACCOUNT
- DEPOSIT MONEY
- WITHDRAW MONEY
- MY DOWNGRADE
- PROMOTIONAL TOOLS



WELCOME TO DollarMonster

Success Lives Here

Join us and take part in a revolution

Investing for a New World



Join us and take part in a revolution

[LEARN MORE >>>](#)

[SEE WHAT OTHERS ARE SAYING ABOUT DOLLARMONSTER >>>](#)

WHO WE ARE

DollarMonster's business is investing on behalf of our investors, from large institutions to the parents and grandparents, the doctors and teachers who entrust their savings to us. We work only for our clients' benefit, able to provide to offer them the clearest thinking about what to do with their money, and the products and services they need to secure a better financial future. Which why investors of all kinds have made us their asset manager, entrusting us with millions of dollars, and it's why companies and institutions come to us for help meeting their biggest financial challenges.

ISN'T IT TIME TO BE AN INVESTOR AGAIN?

(When you take into account that the greatest amount and number of goods and services produced in all of human history was produced in just the last ten years.)

ISN'T IT TIME TO BE AN INVESTOR AGAIN?

When you take into account that the greatest amount and number of goods and services produced in all of Human History was produced in just the last ten years, when seen in that light Global Trade, Investing, and Economics are still in their infancy. So isn't it time to be an investor? If you ask us here at DollarMonster, we think it's a great time to be investing.

It's time to say goodbye to the old ways of investing and welcome a new world of investing. See why DollarMonster was built for these times. It is our goal to bring the world of investing, to everyone.

GLOBAL CAPABILITIES

We've created world-class capabilities around our clients' greatest needs, whether you need something for retirement, or simply want residual income - we can help you.

120+ INVESTMENT TEAMS | 7,000+ PORTFOLIOS MANAGED | \$38,000,000.00+ IN ASSETS UNDER MANAGEMENT

WHO WE SERVE

Our clients come from nearly every corner of the globe. They are companies, foundations, and millions of individuals saving for retirement, their children's education and a better life. We're passionate about our work and intensely focused on performing at the highest levels. To get there, we strive to out-think and out-work competitors and find the best balance of risk and return across all investment styles on behalf of our clients.

RESPONSIBILITY

Responsibility is at the heart of our business - responsibility to our clients and by extension to the communities in which we live and work. We're investing in our communities and our neighbors through our signature focus on education and on building better financial futures.

As the world's largest investor, working on behalf of millions of clients of all sizes, DollarMonster embraces a strong commitment both to transparency in financial markets and to sound corporate governance. We are also a large responsible investor with \$225 billion in mandates that explicitly address social, ethical, or environmental considerations.

AUTOMATIC AND INSTANT PAYMENTS

Investment returns are automatically deposited into your bank account. No checks, no waiting, no hassle. Just instant access to your money.

DAILY RETURNS ON ANY INVESTMENT

DollarMonster provides a simple and easy way to invest. You can start with as little as \$100 and get started today. No minimums, no fees, no commissions. Just daily returns on your investment.

WHY CHOOSE US?

- 100% legal so it will last for years
- 5+ years in business
- long running company
- Bank and Corporate Verified with SolidTrustPay

[CLICK HERE TO SEE WHAT OTHERS ARE SAYING ABOUT DOLLARMONSTER](#)

www.dollarmonster.com

CLICK HERE
TO SEE WHAT OTHERS ARE SAYING
ABOUT DOLLARMONSTER!

CLICK HERE
TO JOIN IN THE ACTION!

Make money online with the best paid
HYIP that is not only different, and
not only stable - but fun, easy, and
fast! Let us make you money.

Available To Everyone

Our system is available to everyone regardless of
where you live or how much you have to invest!

Your Financial Freedom

Stop making your banker rich and take control of
your own financial future! Let us make you money!

SolidTrust

Our system is available to everyone regardless of
where you live or how much you have to invest!

Stop making your banker rich and take control of
your own financial future! Let us make you money!

SolidTrust

DollarMonster has BANK AND CORPORATE verification by SolidTrustPay for your security.
DollarMonster is secured and verified by GeoTrust

GeoTrust

DOLLARMONSTER "HOW IT WORKS" Page

Dollar

[HOME](#) [HOW IT WORKS](#) [CONTACT](#) [NEWS & UPDATES](#) [FAQ](#) [REFERRALS](#) [FEES](#) [INVESTMENT NETWORK](#) [LOG OUT](#)


MY ACCOUNT



EDIT ACCOUNT



DEPOSIT MONEY



WITHDRAW MONEY



MY DOWNLINE



PROMOTIONAL TOOLS

HOW IT WORKS -

How does DollarMonster work?

DollarMonster is essentially a Hedge Fund. All of our investors invest their money with us. We take those funds and place them into a Common Fund. We then use that Common Fund to purchase Stocks for both short term and long term positions. We trade stocks as well as day trading forex.

We then take each of the daily earnings and evenly distribute them out to our investors and in short they literally make money for doing nothing. If through our Investments we earn 1.8% on a given day, we then give each investor 1.8% return on their investment. If the next day we only earn 0.9%, we then give each investor 0.9% on their money, and so on.

You can be one of those investors who get a piece of that pie. Depending on your total investment with us you can make as little or as much money as you wish.

FOR EXAMPLE:

Let's say for example you invest \$5,000.00 with us. We take that money and place it into a pool of funds with our other investors. We take that money and invest it throughout our Investment Network. So the next day lets say the daily profit is 2.5% return on your investment.

$55,000.00 \times 2.5\% = \125.00 in just ONE DAY!

Let's also say that you decide to increase your investment to \$10,000.00. You will then IMMEDIATELY get another \$125.00 instantly!

From this example you can truly see the great potential with investing with a Hedge Fund. A group's funds are used to create massive profits that are then evenly distributed to each investor EQUALLY! Unlike the majority of hedge funds, you do not have to have hundreds of thousands of dollars to invest to get started.

You can get started investing with as little as \$8.00! Each day cash out your earnings, and then reinvest those earnings to increase your total investment. The higher your total investment is, the more money you make each day.

Once you have invested money with us, we will then immediately begin giving you a daily cut of the profits from the investments discussed above. Once you have enough earnings that you would like to cash out for real money, you may cash them out and they will be deposited into your Account Balance. You may then request to withdraw for those funds from your account balance, and you will have them sent to your Bank (or PayPal, Skrill, etc.) or you may request a direct deposit, bank wire, etc.

We have created a system that :


- is 100% legal, so it will last for many more years to come
- we pay fast, and instant so you will tell others and they can make money, in turn making you even MORE money, and even faster
- is available to EVERY ONE regardless of where you live, or budget
- is so easy to use, a child can do it
- pays you LITERALLY for doing NOTHING

Want to get started making money instantly??

Open a SolidTrustPay account, and once opened and active, use your credit or debit card to deposit funds into your SolidTrustPay account. The funds will be available usually in less than 24 hours! Once your funds are available in your SolidTrustPay account, you are ready to get started making money!

What Is SolidTrust Pay? SolidTrust Pay is our merchant servicing provider. It allows DollarMonster to provide our opportunity to everyone, everywhere. We receive and send payments to our investors through this system. Click the banner below to open an account before joining.

What Is SolidTrust Pay? SolidTrust Pay is our merchant servicing provider. It allows DollarMonster to provide our opportunity to everyone, everywhere. We receive and send payments to our investors through this system. Click the banner below to open an account before joining.



What is the benefit to me?

The benefit to you is that you literally make money for doing nothing. In the words of Warren Buffett: "Don't work for your money, make your money work for YOU!" That is the entire concept. You invest a certain amount of money, and literally earn a daily return on it. You don't have to sell anything to anyone, you don't have to keep investing and investing and investing. Your investment constantly makes money for you, this is why the Stock Market is the greatest wealth machine in the world!!



How secure/safe is my money and my account?

Your account is 100% safe! We hold NO personal information of yours. we do not even request your first and last name when signing up. Just create a username and password, choose a starting amount for your account, and you're ready to go. Since SolidTrustPay is our merchant payment service provider, SolidTrustPay holds all of your private sensitive information. We DO NOT hold any of your information on our systems/servers/databases except for your SolidTrustPay ID so that our system knows who to send payments to.

DOLLARMONSTER "FAQs" Page

Dollar

HOME HOW IT WORKS CONTACT NEWS & UPDATES FAQ REFERRALS FEES INVESTMENT NETWORK LOG OUT



MY ACCOUNT



EDIT ACCOUNT



DEPOSIT MONEY



WITHDRAW MONEY



MY DOWNLINE



PROMOTIONAL TOOLS

FAQ - Frequently Asked Questions -

How do I open an account?

Opening an account is easy! [CLICK HERE](#) and fill out the form. It's FREE to open an account.

What are the requirements to open an account?

The only requirement is to make sure you have an account with our merchant service provider - SolidTrustPay. This is the service we use to send payments to our members, as well as receive payments. You can open a SolidTrustPay account now by [clicking here](#).

How do I get started investing and making money daily?

1 2

www.DollarMonster.com

How do I get started investing and making money daily?

Once you have funds in your ACCOUNT BALANCE, you may then invest those funds by using the INVESTMENT FORM found in your ACCOUNT OVERVIEW under your FINANCIAL REPORT. You will then begin earning daily returns on your total investment, but remember, you can always add to your total investment because the more your Total Investment is, the more money you earn each day.

Do I have to pick my own investments, or know anything about investing?

No. We manage the investments so that our users don't have to. You can keep a steady watch day to day on your Total Gain/Loss figure to see how well your investment is doing.

How do I deposit money into my account?

Click the DEPOSIT MONEY button found in the Main Menu at the top of the page in your Account Overview. Fill out the form and you're ready to go.

How do I withdraw my funds?

Click the WITHDRAW MONEY button found in the Main Menu at the top of the page in your Account Overview. Fill out the form and your money will be sent to your SolidTrustPay account.

I've earned my daily earnings how do I get the money into my account for withdrawal?

Click the CASHOUT button found in your FINANCIAL REPORT.

Can I cancel a withdraw?

Yes. Just send a message using the CONTACT form found on the CONTACT page providing your username and email address and the Transaction ID number of the withdraw you want canceled.

Can I use my credit or debit card to deposit money into my account?

Yes. Once you have opened your SolidTrustPay account, you can add your credit card or debit card to your SolidTrustPay account. You can then deposit money into your SolidTrustPay account using your card(s). Your funds are then available in your SolidTrustPay account in less than 24 hours.

Once your funds are in your SolidTrustPay account, you can then log into your DollarMonster account and then enter the amount you wish to invest into the INVESTMENT FORM in your account overview.

Can I increase my investment so I can earn more money daily?

Yes. Just deposit funds into your account and then invest those funds using the INVESTMENT FORM. Once completed,

www.DollarMonster.com

Can I increase my investment so I can earn more money daily?

Yes. Just deposit funds into your account and then invest those funds using the INVESTMENT FORM. Once completed, those funds will be added to YOUR INVESTMENT balance.

Can an investor re-invest their earnings?

Yes. Click the CASHOUT button to cash out your earnings into your Account Balance. Once those funds are in your account balance, you may then re-invest those earnings by using the Investment Form. Once the transaction is completed, those funds will be added to YOUR INVESTMENT total.

Do you have a referral program?

Yes, please click the Referrals Link at the top of the page to learn more about our referral program.

Can I refer family members?

Yes of course, anyone can join this program as long as they use a different SolidTrust Pay account.

DOLLARMONSTER "FEES" Page

www.dollarmonster.com

Dollar

HOME HOW IT WORKS CONTACT NEWS & UPDATES FAQ REFERRALS FEES INVESTMENT NETWORK LOG OUT

- MY ACCOUNT
- EDIT ACCOUNT
- DEPOSIT MONEY
- WITHDRAW MONEY
- MY DOWNLOAD
- PROMOTIONAL TOOLS

Fees -

We here at DollarMonster strive to be the most competitive in the Hedge Fund Industry. As such, we provide the lowest fees in the industry!

Please read and consider all charges, costs, and expenses before investing.

Deposit Money Into Your DollarMonster Account -
 -- \$2.50 = \$3.50 per transaction

Withdraw Money From Your DollarMonster Account -
 -- \$3.50 per transaction

Deposit Money Into Your Dollar Monster Account -
 -- \$ 9.50 = \$3.50 per transaction

Withdraw Money From Your DollarMonster Account -
 -- \$3.50 per transaction

Invest Money -
 -- 2.5% = \$3.50 per transaction

Out of these fees, we pay SolidTrustPay their fees: SolidTrust Pay Fees: 2.5% = \$3.50 per transaction

(NOTE: \$1.00 of the fees stated above - goes directly to the person who referred you to DollarMonster.)

Please check our fees section regularly. DollarMonster reserves the right to change the fee(s) listed above at its own discretion and without prior notification to you.

McNamara's Declaration

EXHIBIT

13

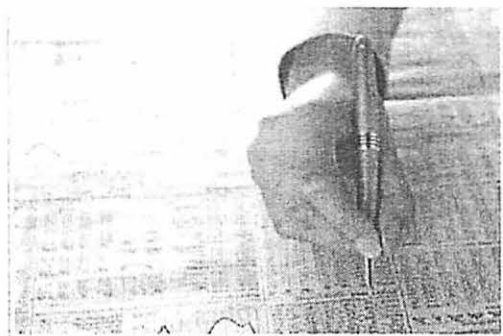


[HOME](#) [ABOUT](#) [CONTACT](#) [NEWS](#) [OUR BLOG](#)
[BECOME AN INVESTOR](#) [INVESTOR LOG IN](#)

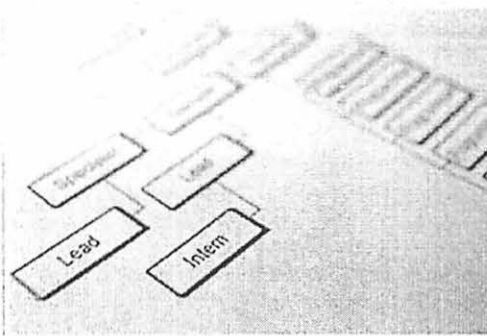
About us

We are a private Holding Company. We acquire income generating assets (businesses, real estate, blue-chip stocks, bonds, etc) and then share the profits and income with our investors/shareholders through dividend payments.

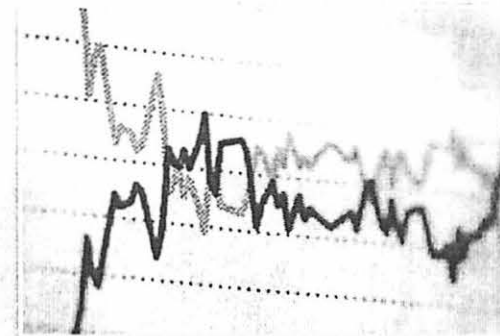
Whether it is rent payments from real estate, dividend payments from stocks, or profits from businesses - it is all shared equally through dividend payments to our shareholders.



Planning



Strategy



Results

To better understand what we do, feel free to read below:

What is a Holding Company?

A Holding Company is a company that doesn't do anything, but acquire assets that provide income. A holding company does not provide any products or services to the public or to businesses. It doesn't conduct in any "business activity", instead it acquires assets and holds them, then spending out money made from those assets to its shareholders (investors).

A holding company buys ANYTHING of value: Gold, Silver, Businesses, Real Estate, Blue-Chip Stocks, Bonds, Art, Copyrights, Patents, Song Rights, Classic Automobiles, just to give you an idea. There are no limits to what a Holding Company can purchase. If it has value, it can be bought.

How does a Holding Company make money?

A holding company makes money through only one way, dividends from its holdings.

For Example:

We'll give examples for multiple assets for a better demonstration:

We'll start with Businesses -

The Holding Company purchases a controlling stake in a very profitable small business which makes \$20,000.00 per month in profits. The Holding Company after purchasing the controlling stake in this business, now can control the business and its management. The Holding Company then makes the business pay out 90% of its profit every month to the Holding Company as a "dividend payment". These funds are paid out to the Holding Company from the business, those funds go directly into the Holding Company's bank account. This causes the stock price for the Holding Company's stock to rise and in turn causing the Holding Company's dividend rate to go up as well and if you own stock of the Holding Company, then you get some of that money in the form of a dividend payment on the Holding Company's stock you own.

Stocks -

Stocks are a little bit tricky. The Holding Company purchases Blue-Chip stocks, (a Blue-Chip Stock is stock in a very stable, long running, rock solid company - Disney, McDonald's, Tiffany's, just to name a few) and very often these type of stocks almost always offer a nice dividend rate. So the Holding Company purchases stock in a very rock solid company, just to get a nice dividend check every quarter. However, if control is what the Holding Company is after then the Holding Company will purchase 51% of its Common Stock in order to gain management control of the company. Once the 51% has been gained, the Holding Company will then order that rock solid company to start paying out 90% of its profits to the Holding Company in the form of "dividend payments". These payments are then placed directly into the Holding Company's bank account, once again causing the stock price to go up and the dividend rate to rise.

This is how Warren Buffett grew his Holding Company (Berkshire Hathaway) from \$8.00 a share to \$114,000.00 per share that it is today.

This is all somewhat complicated for the average person to manage, which is why a lot of new investors, and well seasoned investors purchase stock of the

Real Estate -

The Holding Company purchases residential and commercial properties. If a person leases or rents the residential properties from the Holding Company, the payments they make then go directly into the Holding Company's bank account, as well if a business leases or rents the commercial property from the Holding Company, the payments that business makes to the Holding Company also go into the Holding Company's bank account - as explained above, this causes the stock price for the Holding Company to go up, because there is money coming into the company. In turn if you are a shareholder of the company's stock, then you just made a great deal of money while never lifting a finger to do anything, the Holding Company does it all. And even then the Holding Company really doesn't do any of the work because they will hire management to manage these assets in the form of a Property, LLC company.

Bonds -

Bonds are very easy to understand. A bond pays out a set percentage or return on the bond purchased. So if the Holding Company purchases a 5 year bond at 2.5% Interest for \$5,000,000.00 - then in 5 years when the bond matures, the Holding Company will get \$5,000,000.00 plus 2.5% Interest \$125,000.00.

Holding Company itself, because the Holding Company is what does all the dirty work, research, acquiring of assets, etc for the shareholders benefit.

There are only two things a Holding Company must do at ALL times - 1) Avoid Liabilities and 2) Avoid Taxes -- by forcing its holdings to pay out its profits as "dividend payments", the Holding Company keeps itself and its shareholders from paying tax on the money twice.

For example:

The Holding Company owns a business and the profits from that business are sent to the Holding Company's bank account. The Holding Company must pay taxes on that income at that time. Then the Holding Company must then send those funds out to its shareholders in the form of dividend payments, and this is where BOTH the company is taxed again, and the shareholder is taxed on that income. At the end of the year, the shareholder will then be taxed again due to "Capital Gains" tax law.

Basically, if you are a shareholder you will be taxed twice on just one transaction. Imagine if you were getting multiple payments, the taxes and fees would eat up almost all of your profit. This again - is how the wealthy stay wealthy. They keep everything in a Holding Company, and as a matter of fact some of the world's largest companies are simply Holding Companies. Also, a large number of extremely wealthy families have pooled their wealth together and formed small family operated Holding Companies. They simply form these Holding Companies to exclusively handle and manage their own family wealth.

We can't see any reason why a Holding Company can't be formed for the public's benefit. Why should only the wealthy use this type of wealth generating vehicle? Why shouldn't the rest of the world have access to it? This is the main goal we have. Bring this long hidden tool to the public! So in short, if the Company is successful, then you are successful because after all **Together We Are Successful**

How do I make money with a Holding Company?

You make money with a holding company, by purchasing its stock. Once you have purchased shares of its stock, you are immediately a shareholder, and are entitled to its monthly dividend payments. After you have successfully purchased the shares of stock, you will be sent a Paper Certificate for your shares of stock printed on cotton-blended paper for security and legal purposes. Once you have shares of stock, you make money one of two ways - 1) you will be sent regular dividend payments from your shares of stock or 2) when the stock price rises above the price you paid for your shares of stock you can sell those shares back to the Holding Company for a profit.

So for example, if you purchase 100 shares and the dividend payment is \$1.03 per share, then each month you will receive \$103.00 per month. If you purchase 1,000 shares, then that is \$1,030.00 per month you will be paid and so on. Also, don't forget you can sell your shares back to the company. For example, if you purchase 1,000 shares at \$5.00 per share, and then the stock price over a period of time rises up to \$8.50 per share you can sell your shares if you wish. The company will then pay you \$850.00 for those shares, giving you a \$350.00 profit.

Here is a demonstration:

There are three different types of stock you can purchase. You can purchase Capital Stock, Common Stock, or Preferred Stock. What's the difference between these?

Capital Stock - Capital Stock is stock that is issued to raise money for projects and for initial funding in most cases.

Common Stock - Also known as Voting Stock - is usually purchased in order to gain the voting rights associated with it. If you purchase Common Stock, and the elections for the new Board of Directors is coming up, or a vote is required to move forward with a new business




You purchase shares of stock and once purchased you will immediately be a shareholder/investor. You will then be sent through mail your cotton-blend stock certificate certifying your shares of stock



The funds used to purchase the shares of stock will be sent directly to the Bank to be used in projects, ventures, etc.



The funds are then put into new ventures, projects, stocks, bonds, etc.



At the end of each month all income/profits from the holdings are calculated for distribution and the stock price as well as the dividend rate is adjusted accordingly.



90% of the profits/income from the holdings of the company are then sent to the Holding Company and the company then distributes those profits to its shareholders through dividend payments. Shareholders may also sell those shares back to the company.

venture then you will be given the option to cast your vote. If you own Capital Stock, then you do NOT have voting options. Common Stock is often purchased by investors who wish to have some control over the company themselves.

Basically, if you want to be able to tell the company what to do and how its run, then you will want to own OVER 50% of the Common Stock that is available for purchase. For example, if there are 100,000 shares of Common Stock available and you want 51% of the control in the company then you will have to purchase 51,000 shares of the Common Stock.

Preferred Stock - Preferred Stock is the same as Common Stock, with just one difference: Preferred Stock holders get their dividend payments paid out FIRST, and if there is anything left, then dividend payments are sent out to Common Stock holders. Also, if a company is ever liquidated or just closes its doors - then the Preferred Stock holders get the first pick of assets from the company, and if anything is left then the Common Stock holders get to have whats left.

So as you can see, in many cases investors prefer Preferred Stock because they get payments first, and they get their pick of assets first - hence the name of the stock Preferred Stock, unless the investor is solely interested in controlling the company, then the investor will focus all of their attention on the Common Stock. The more of the common stock they own, the more control they can have over the company. Preferred Stock is targeted by investors who wish to just get a guaranteed dividend payment. They have no concern for voting rights, or control, they just want those nice dividend payments.



Questions?

Don't forget to feel free to contact us for any questions you have. Together we are successful.



Contact

admin@cashflowbot.com



© 2014 DollarMonster Holdings, Inc. All rights reserved. Monster logo is a registered trademark.

McNamara's Declaration

EXHIBIT

14

DollarMonster Website as of November 6, 2013

Home Page

www.dollarmonster.com

HOME HOW IT WORKS CONTACT NEWS & UPDATES FAQ REFERRALS FEES INVESTMENT NETWORK LOG OUT

MY ACCOUNT EDIT ACCOUNT DEPOSIT MONEY WITHDRAW MONEY MY DOWNLINE PROMOTIONAL TOOLS

WELCOME TO DollarMonster
Success Lives Here
Blessed With Long Life.
Hit By Low Yields.
Time to Make a Change.
... Investing for a New World...

www.dollarmonster.com

Join us and take part in a revolution

LEARN MORE >>>
SEE WHAT OTHERS ARE SAYING ABOUT
DOLLARMONSTER >>>

WHO WE ARE

DollarMonster's business is investing on behalf of our investors, from large institutions to the parents and grandparents, the doctors and teachers who entrust their savings to us. We work only for our clients - period. Our promise is to offer them the clearest thinking about what to do with their money and the products and services they need to secure a better financial future. That's why investors of all kinds have made us their asset manager, entrusting us with millions of dollars, and it's why companies, and institutions come to us for help meeting their biggest financial challenges.



ISN'T IT TIME TO BE AN INVESTOR AGAIN?

When you take into account that the greatest amount and number of goods and services produced in all of Human History was produced in just the last ten years,





ISN'T IT TIME TO BE AN INVESTOR AGAIN?

When you take into account that the greatest amount and number of goods and services produced in all of Human History was produced in just the last ten years, when seen in that light Global Trade, Investing, and Economics are still in their infancy. So isn't it time to be an investor? If you ask us here at DollarMonster, we think it's a great time to be in investing.

It's time to say goodbye to the old ways of investing and welcome a new world of investing. See why DollarMonster was built for these times. It is our goal to bring the world of Investing, to everyone.

GLOBAL CAPABILITIES

We've created world-class capabilities around our clients' greatest needs, whether you need something for retirement, or simply want residual income - we can help you.

120+ INVESTMENT TEAMS | 7,000+ PORTFOLIOS MANAGED | \$38,000,000.00+ IN ASSETS UNDER MANAGEMENT

WHO WE SERVE

Our clients come from nearly every corner of the globe. They are companies, foundations, and millions of individuals saving for retirement, their children's educations and a better life. We're passionate about our work and intensely focused on performing at the highest levels. To get there, we strive to out-think and out-work competitors and find the best balance of risk and return across all investment styles on behalf of our clients.



RESPONSIBILITY

Responsibility is at the heart of our business - responsibility to our clients and by extension to the communities in which we live and work. We're investing in our communities and our neighbors through our signature focus on education and on building better financial futures.

As the world's largest investor, working on behalf of millions of clients of all sizes, DollarMonster embraces a strong commitment both to transparency in financial markets and to sound corporate governance. We are a so a large responsible investor with \$225 billion in mandates that explicitly address social, ethical, or environmental considerations.

AUTOMATIC AND INSTANT PAYMENTS

DollarMonster has been in business since 2016 and we are not a one-time thing, here today - gone tomorrow company. We are Deposits, the Bank verified, SolidTrustPay, the automatic and instant payments - and more.

DAILY RETURNS ON ANY INVESTMENT

100% legal, fully compliant and safe. It's not a scam, it's not a Ponzi scheme, it's not a pyramid scheme. DollarMonster is a fully regulated, bank verified, and insured investment platform. We are the only investment platform that offers daily returns on any investment.

100% LEGAL INVESTMENT

- 100% legal so it will last for years
- 6+ years in business
- long running company
- Bank and Corporate Verified with SolidTrustPay

CLICK HERE TO SEE WHAT OTHERS ARE SAYING ABOUT DOLLARMONSTER





JOIN NOW

JOIN NOW

CLICK HERE TO SEE WHAT OTHERS ARE SAYING ABOUT DOLLARMONSTER!

CLICK HERE TO JOIN IN THE ACTION!

Make money online with the best paid HYIP that is not only different, and not only stable - but fun, easy, and fast! Let us make you money.



Available To Everyone

Our system is available to everyone regardless of where you live or how much you have to invest!



Your Financial Freedom

Stop making your banker rich, and take control of your own financial future! Let us make you money.



Our system is available to everyone regardless of where you live or how much you have to invest!



Stop making your banker rich, and take control of your own financial future! Let us make you money.



GeoTrust is a leading provider of SSL certificates. GeoTrust is your best choice for your SSL certificate. GeoTrust is secure and verified by GeoTrust.



DOLLARMONSTER "HOW IT WORKS" Page

www.kashflowbct.com

Home | About | Contact | Privacy Policy | Terms of Service | Ad Click | Privacy Policy

Dollar Monster

let us make you money

HOME | HOW IT WORKS | CONTACT | NEWS & UPDATES | FAQ | REFERRALS | FEES | INVESTMENT NETWORK | LOG OUT

MY ACCOUNT | EDIT ACCOUNT | DEPOSIT MONEY | WITHDRAW MONEY | MY DOWNLINE | PROMOTIONAL TOOLS

HOW IT WORKS -

**How does DollarMonster work?**

DollarMonster is essentially a Hedge Fund. All of our investors invest their money with us. We take those funds and place them into a Common Fund. We then use that Common Fund to purchase Stocks for both short term and long term positions. We trade stocks as well as day trading forex.

We then take each of the daily earnings and evenly distribute them out to our investors and in short they literally make money for doing nothing. If through our Investments we earn 1.8% on a given day, we then give each investor 1.8% return on their investment. If the next day we only earn 0.9%, we then give each investor 0.9% on their money, and so on.

You can be one of those investors who get a piece of that pie. Depending on your total investment with us you can make as little or as much money as you wish.

FOR EXAMPLE:
Let's say for example you invest \$5,000.00 with us. We take that money and place it into a pool of funds with our other investors. We take that money and invest it throughout our Investment Network. So the next day lets say the daily profit is 2.5% return on your investment.


$\$5,000.00 \times 2.5\% = \125.00 in just ONE DAY!

Let's also say that you decide to increase your investment to \$10,000.00. You will then IMMEDIATELY get another \$125.00 instantly!

From this example you can truly see the great potential with investing with a Hedge Fund. A group's funds are used to create massive profits that are then evenly distributed to each investor EQUALLY! Unlike the majority of hedge funds, you do not have to have hundreds of thousands of dollars to invest to get started.

You can get started investing with as little as \$8.00!! Each day cash out your earnings, and then reinvest those earnings to increase your total investment. The higher your total investment is, the more money you make each day.

Once you have invested money with us, we will then immediately begin giving you a daily cut of the profits from the investments discussed above. Once you have enough earnings that you would like to cash out for real money, you may cash them out and they will be deposited into your Account Balance. You may then request a withdraw for those funds from your account balance, and you will have them sent to your SolidTrustPay account so that you may request a check, direct deposit, bank wire, etc.



We have created a system that :

- is 100% legal, so it will last for many more years to come
- we pay fast, and instant so you will tell others and they can make money, in turn making you even MORE money, and even faster
- is available to EVERY ONE regardless of where you live, or budget
- is so easy to use, a child can do it
- pays you LITERALLY for doing NOTHING

Want to get started making money instantly??

Open a SolidTrustPay account, and once opened and active, use your credit or debit card to deposit funds into your SolidTrustPay account. The funds will be available usually in less than 24 hours! Once your funds are available in your SolidTrustPay account, you are ready to get started making money!



What Is SolidTrust Pay? SolidTrust Pay is our merchant servicing provider. It allows DollarMonster to provide our opportunity to everyone, everywhere. We receive and send payments to our investors through this system. Click the banner below to open an account before joining.



What Is SolidTrust Pay? SolidTrust Pay is our merchant servicing provider. It allows DollarMonster to provide our opportunity to everyone, everywhere. We receive and send payments to our investors through this system. Click the banner below to open an account before joining.



What is the benefit to me?

The benefit to you is that you literally make money for doing nothing. In the words of Warren Buffett: "Don't work for your money, make your money work for YOU!" That is the entire concept. You invest a certain amount of money, and literally earn a daily return on it. You don't have to sell anything to anyone, you don't have to keep investing and investing and investing. Your investment constantly makes money for you, this is why the Stock Market is the greatest wealth machine in the world!!



How secure/safe is my money and my account?

Your account is 100% safe! We hold NO personal information of yours, we do not even request your first and last name when signing up. Just create a username and password, choose a starting amount for your account, and you're ready to go. Since SolidTrustPay is our merchant payment service provider, SolidTrustPay holds all of your private sensitive information. We DO NOT hold any of your

information on our systems/servers/databases except for your SolidTrustPay ID so that our system knows who to send payments to.



How do I get started investing and making money daily?
Once you have funds in your ACCOUNT BALANCE, you may then invest those funds by using the INVESTMENT FORM found in your ACCOUNT OVERVIEW under your FINANCIAL REPORT. You will then begin earning daily returns on your total investment, but remember: you can always add to your total investment because the more your Total Investment is, the more money you earn each day.

Do I have to pick my own investments, or know anything about investing?
No, We manage the investments so that our users don't have to. You can keep a steady watch day to day on your Total Gain/Loss figure to see how well your investment is doing.

How do I deposit money into my account?
Click the DEPOSIT MONEY button found in the Main Menu at the top of the page in your Account Overview. Fill out the form and you're ready to go.

How do I withdraw my funds?
Click the WITHDRAW MONEY button found in the Main Menu at the top of the page in your Account Overview. Fill out the form and your money will be sent to your SolidTrustPay account.

I've earned my daily earnings how do I get the money into my account for withdrawal?
Click the CASHOUT button found in your FINANCIAL REPORT.

Can I cancel a withdraw?
Yes. Just send a message using the CONTACT form found on the CONTACT page providing your username and email address and the Transaction ID number of the withdraw you want canceled.

Can I use my credit or debit card to deposit money into my account?
Yes. Once you have opened your SolidTrustPay account, you can add your credit card or debit card to your SolidTrustPay account. You can then deposit money into your SolidTrustPay account using your card(s). Your funds are then available in your SolidTrustPay account in less than 24 hours.

Once your funds are in your SolidTrustPay account, you can then log into your DollarFonster account and then enter the amount you wish to invest into the INVESTMENT FORM in your account overview.

Can I increase my investment so I can earn more money daily?
Yes. Just deposit funds into your account and then invest those funds using the INVESTMENT FORM. Once completed,

Can I increase my investment so I can earn more money daily?
Yes. Just deposit funds into your account and then invest those funds using the INVESTMENT FORM. Once completed, those funds will be added to YOUR INVESTMENT balance.

Can an investor re-invest their earnings?
Yes. Click the CASHOUT button to cash out your earnings into your Account Balance. Once those funds are in your account balance, you may then re-invest those earnings by using the Investment Form. Once the transaction is completed, those funds will be added to YOUR INVESTMENT total.

Do you have a referral program?
Yes, please click the Referrals link at the top of the page to learn more about our referral program.

Can I refer family members?
Yes of course, anyone can join this program as long as they use a different SolidTrust Pay account.



DOLLARMONSTER "FEES" Page

The screenshot shows the top portion of the DollarMonster website. At the top left is the DollarMonster logo with the tagline "let us make you money". Below the logo is a dark navigation bar with white text links: HOME, HOW IT WORKS, CONTACT, NEWS & UPDATES, FAQ, REFERRALS, FEES, INVESTMENT NETWORK, and LOG OUT. Underneath the navigation bar is a row of six circular icons, each with a corresponding label below it: MY ACCOUNT (bank building icon), EDIT ACCOUNT (person icon), DEPOSIT MONEY (dollar sign icon), WITHDRAW MONEY (dollar sign icon), MY DOWNLINE (bar chart icon), and PROMOTIONAL TOOLS (dollar sign icon).

Fees -

We here at DollarMonster strive to be the most competitive in the Hedge Fund Industry. As such, we provide the lowest fees in the industry!

Please read and consider all charges, costs, and expenses before investing.

Deposit Money Into Your DollarMonster Account -
-- \$ 9.95 + \$3.50 per transaction

Withdraw Money From Your DollarMonster Account -

This screenshot shows a list of fees on the DollarMonster website. It includes the same navigation bar as the previous screenshot. The visible text includes the fee for depositing money: "Deposit Money Into Your DollarMonster Account - -- \$ 9.95 + \$3.50 per transaction". Below this, the text "Withdraw Money From Your DollarMonster Account -" is partially visible.

Deposit Money Into Your DollarMonster Account -
-- \$ 9.95 + \$3.50 per transaction

Withdraw Money From Your DollarMonster Account -
-- \$3.50 per transaction

Invest Money -
-- \$ 9.95 + \$3.50 per transaction

Out of these fees, we pay SolidTrustPay their fees: SolidTrustPay Fees: \$ 3.95 + \$0.50 per transaction

(NOTE: \$1.00 of the fees stated above - goes directly to the person who referred you to DollarMonster.)

Please check our fees section regularly. DollarMonster reserves the right to change the fee(s) listed above at its own discretion and without prior notification to you.



McNamara's Declaration

EXHIBIT

15

DollarMonster

Transactions by SolidTrustPay.com

		\$ 1,063,731.63	\$ 1,146,307.67	\$ 30,376.29
		Debit	Credit	Evans
Investor No.	Investors' Date Range	Amount	Amount	Amount
1	1/25/2012 - 1/25/2012	\$ 733.68	\$ 498.00	\$ -
2	1/25/2012 - 1/25/2012	\$ 185.16	\$ 100.00	\$ -
3	1/25/2012 - 1/25/2012	\$ 27.52	\$ 46.00	\$ -
4	1/25/2012 - 1/25/2012	\$ -	\$ 147.00	\$ -
5	1/25/2012 - 1/25/2012	\$ -	\$ 65.00	\$ -
6	1/25/2012 - 1/25/2012	\$ -	\$ 13.00	\$ -
7	1/25/2012 - 1/25/2012	\$ -	\$ 15.00	\$ -
8	1/25/2012 - 1/25/2012	\$ -	\$ 76.75	\$ -
9	1/25/2012 - 1/25/2012	\$ -	\$ 50.00	\$ -
10	1/25/2012 - 1/26/2012	\$ 489.12	\$ 66.00	\$ -
11	1/25/2012 - 1/26/2012	\$ -	\$ 94.56	\$ -
12	1/25/2012 - 1/26/2012	\$ -	\$ 40.00	\$ -
13	1/25/2012 - 1/27/2012	\$ 1,477.10	\$ 2,590.00	\$ -
14	1/25/2012 - 2/2/2012	\$ 6.01	\$ 21.87	\$ -
15	1/25/2012 - 2/3/2012	\$ -	\$ 170.00	\$ -
16	1/25/2012 - 2/3/2012	\$ -	\$ 100.00	\$ -
17	1/25/2012 - 2/5/2012	\$ 140.00	\$ -	\$ -
18	1/25/2012 - 2/11/2012	\$ 200.00	\$ 720.58	\$ -
19	1/25/2012 - 4/14/2012	\$ 187.04	\$ 35.00	\$ -
20	1/25/2012 - 4/18/2012	\$ 28.86	\$ 50.00	\$ -
21	1/25/2012 - 4/23/2012	\$ 358.01	\$ 344.00	\$ -
22	1/25/2012 - 4/23/2012	\$ 100.00	\$ 84.00	\$ -
23	1/25/2012 - 6/4/2012	\$ 431.40	\$ 469.00	\$ -
24	1/25/2012 - 6/4/2012	\$ -	\$ 70.00	\$ -
25	1/25/2012 - 6/5/2012	\$ 7,203.70	\$ 6,658.00	\$ -
26	1/25/2012 - 6/23/2012	\$ 8.93	\$ 106.00	\$ -
27	1/25/2012 - 6/30/2012	\$ 348.54	\$ -	\$ -
28	1/25/2012 - 7/25/2012	\$ 175.64	\$ 176.00	\$ -
29	1/25/2012 - 7/27/2012	\$ -	\$ 60.00	\$ -
30	1/25/2012 - 8/2/2012	\$ 55.15	\$ 25.00	\$ -

DollarMonster

Transactions by SolidTrustPay.com

		\$ 1,063,731.63	\$ 1,146,307.67	\$ 30,376.29
		Debit	Credit	Evans
Investor No.	Investors' Date Range	Amount	Amount	Amount
31	1/25/2012 - 8/2/2012	\$ 42.21	\$ 85.00	\$ -
32	1/25/2012 - 8/2/2012	\$ 23.19	\$ 14.56	\$ -
33	1/25/2012 - 8/6/2012	\$ 250.71	\$ 307.00	\$ -
34	1/25/2012 - 8/27/2012	\$ 182.09	\$ 131.00	\$ -
35	1/25/2012 - 9/6/2012	\$ 128.74	\$ 205.00	\$ -
36	1/25/2012 - 9/6/2012	\$ 17.86	\$ 25.00	\$ -
37	1/25/2012 - 9/6/2012	\$ 8.93	\$ 50.00	\$ -
38	1/25/2012 - 9/13/2012	\$ 271.31	\$ 250.00	\$ -
39	1/25/2012 - 9/26/2012	\$ 407.54	\$ 377.66	\$ -
40	1/25/2012 - 10/18/2012	\$ 21.49	\$ 28.00	\$ -
41	1/25/2012 - 11/20/2012	\$ 1,574.93	\$ 1,130.79	\$ -
42	1/25/2012 - 11/22/2012	\$ 113.67	\$ 216.75	\$ -
43	1/25/2012 - 11/28/2012	\$ 22.12	\$ 26.41	\$ -
44	1/25/2012 - 12/4/2012	\$ 412.76	\$ 151.00	\$ -
45	1/25/2012 - 12/18/2012	\$ 681.71	\$ 668.64	\$ -
46	1/25/2012 - 1/10/2013	\$ 141.68	\$ 479.75	\$ -
47	1/25/2012 - 1/23/2013	\$ 17.28	\$ 6.00	\$ -
48	1/25/2012 - 3/9/2013	\$ 743.14	\$ -	\$ -
49	1/25/2012 - 3/11/2013	\$ 461.76	\$ 443.75	\$ -
50	1/25/2012 - 3/14/2013	\$ 12,953.21	\$ 10,122.50	\$ -
51	1/25/2012 - 3/24/2013	\$ 680.11	\$ 628.36	\$ -
52	1/25/2012 - 6/27/2013	\$ 389.34	\$ 425.00	\$ -
53	1/25/2012 - 7/7/2013	\$ 12,904.07	\$ 14,523.36	\$ -
54	1/25/2012 - 7/25/2013	\$ 55.93	\$ 77.00	\$ -
55	1/25/2012 - 7/26/2013	\$ 728.80	\$ 1,185.00	\$ -
56	1/25/2012 - 8/1/2013	\$ 876.02	\$ 476.75	\$ -
57	1/25/2012 - 8/7/2013	\$ 282.52	\$ 140.00	\$ -
58	1/25/2012 - 8/29/2013	\$ 63.75	\$ 66.00	\$ -
59	1/25/2012 - 9/12/2013	\$ 2,568.09	\$ 659.00	\$ -
60	1/25/2012 - 9/15/2013	\$ 233.57	\$ 185.00	\$ -

DollarMonster

Transactions by SolidTrustPay.com

		\$ 1,063,731.63	\$ 1,146,307.67	\$ 30,376.29
		Debit	Credit	Evans
Investor No.	Investors' Date Range	Amount	Amount	Amount
61	1/25/2012 - 9/20/2013	\$ 1,230.64	\$ 1,277.00	\$ -
62	1/25/2012 - 10/5/2013	\$ 14,138.20	\$ 11,816.00	\$ -
63	1/25/2012 - 12/6/2013	\$ 886.90	\$ 761.00	\$ -
64	1/25/2012 - 3/30/2014	\$ 199.64	\$ 125.07	\$ -
65	1/26/2012 - 1/26/2012	\$ 100.82	\$ -	\$ -
66	1/26/2012 - 1/26/2012	\$ 29.02	\$ -	\$ -
67	1/26/2012 - 1/26/2012	\$ 24.78	\$ 24.00	\$ -
68	1/26/2012 - 1/26/2012	\$ -	\$ 21.00	\$ -
69	1/26/2012 - 1/26/2012	\$ -	\$ 10.00	\$ -
70	1/26/2012 - 1/26/2012	\$ -	\$ 12.00	\$ -
71	1/26/2012 - 1/26/2012	\$ -	\$ 12.00	\$ -
72	1/26/2012 - 1/26/2012	\$ -	\$ 6.00	\$ -
73	1/26/2012 - 1/26/2012	\$ -	\$ 18.00	\$ -
74	1/26/2012 - 1/26/2012	\$ -	\$ 6.00	\$ -
75	1/26/2012 - 1/26/2012	\$ -	\$ 25.00	\$ -
76	1/26/2012 - 1/26/2012	\$ -	\$ 50.00	\$ -
77	1/26/2012 - 1/26/2012	\$ -	\$ 20.00	\$ -
78	1/26/2012 - 1/26/2012	\$ -	\$ 13.00	\$ -
79	1/26/2012 - 1/26/2012	\$ -	\$ 6.00	\$ -
80	1/26/2012 - 1/27/2012	\$ -	\$ 50.00	\$ -
81	1/26/2012 - 2/2/2012	\$ 190.52	\$ 60.00	\$ -
82	1/26/2012 - 2/2/2012	\$ 190.52	\$ 187.00	\$ -
83	1/26/2012 - 2/2/2012	\$ -	\$ 64.00	\$ -
84	1/26/2012 - 2/3/2012	\$ -	\$ 132.00	\$ -
85	1/26/2012 - 2/6/2012	\$ 6.01	\$ 8.00	\$ -
86	1/26/2012 - 2/6/2012	\$ 4.01	\$ 7.00	\$ -
87	1/26/2012 - 2/7/2012	\$ -	\$ 390.00	\$ -
88	1/26/2012 - 2/9/2012	\$ -	\$ 41.00	\$ -
89	1/26/2012 - 2/13/2012	\$ -	\$ 197.00	\$ -
90	1/26/2012 - 2/15/2012	\$ 803.59	\$ -	\$ -

DollarMonster

Transactions by SolidTrustPay.com

		\$ 1,063,731.63	\$ 1,146,307.67	\$ 30,376.29
		Debit	Credit	Evans
Investor No.	Investors' Date Range	Amount	Amount	Amount
91	1/26/2012 - 2/15/2012	\$ 6.79	\$ 6.00	\$ -
92	1/26/2012 - 2/20/2012	\$ 45.47	\$ 114.39	\$ -
93	1/26/2012 - 2/29/2012	\$ 146.02	\$ 12.40	\$ -
94	1/26/2012 - 4/20/2012	\$ -	\$ 26.75	\$ -
95	1/26/2012 - 5/14/2012	\$ 1,254.87	\$ 1,293.91	\$ -
96	1/26/2012 - 6/5/2012	\$ 549.36	\$ 1,228.00	\$ -
97	1/26/2012 - 8/2/2012	\$ 136.98	\$ 20.00	\$ -
98	1/26/2012 - 8/2/2012	\$ 72.71	\$ -	\$ -
99	1/26/2012 - 8/2/2012	\$ 8.93	\$ 33.50	\$ -
100	1/26/2012 - 8/5/2012	\$ 174.73	\$ 141.00	\$ -
101	1/26/2012 - 8/6/2012	\$ 2,494.92	\$ 2,214.00	\$ -
102	1/26/2012 - 10/6/2012	\$ 6.28	\$ 145.20	\$ -
103	1/26/2012 - 10/6/2012	\$ 6.28	\$ 6.00	\$ -
104	1/26/2012 - 10/15/2012	\$ -	\$ 26.00	\$ -
105	1/26/2012 - 10/24/2012	\$ 16.22	\$ 215.71	\$ -
106	1/26/2012 - 12/1/2012	\$ 22.73	\$ 47.47	\$ -
107	1/26/2012 - 2/16/2013	\$ 325.84	\$ 480.75	\$ -
108	1/26/2012 - 10/2/2013	\$ 1,415.92	\$ 115.00	\$ -
109	1/26/2012 - 10/4/2013	\$ 219.33	\$ -	\$ -
110	1/26/2012 - 10/4/2013	\$ 47.52	\$ 4,197.70	\$ -
111	1/26/2012 - 10/13/2013	\$ 4,014.31	\$ 9,559.73	\$ -
112	1/26/2012 - 10/18/2013	\$ 2,045.22	\$ 1,845.16	\$ -
113	1/26/2012 - 11/22/2013	\$ 809.94	\$ 527.93	\$ -
114	1/26/2012 - 12/23/2013	\$ 274.35	\$ 408.50	\$ -
115	1/26/2012 - 2/16/2014	\$ 1,842.71	\$ 1,572.00	\$ -
116	1/26/2012 - 2/24/2014	\$ 10.51	\$ 34.14	\$ -
117	1/27/2012 - 1/27/2012	\$ 230.36	\$ 100.00	\$ -
118	1/27/2012 - 1/27/2012	\$ 131.46	\$ -	\$ -
119	1/27/2012 - 1/27/2012	\$ 73.52	\$ -	\$ -
120	1/27/2012 - 1/27/2012	\$ 45.26	\$ -	\$ -

DollarMonster

Transactions by SolidTrustPay.com

		\$ 1,063,731.63	\$ 1,146,307.67	\$ 30,376.29
Investor No.	Investors' Date Range	Debit	Credit	Evans
		Amount	Amount	Amount
121	1/27/2012 - 1/27/2012	\$ 40.00	\$ -	\$ -
122	1/27/2012 - 1/27/2012	\$ -	\$ 6.00	\$ -
123	1/27/2012 - 1/27/2012	\$ -	\$ 30.00	\$ -
124	1/27/2012 - 1/27/2012	\$ -	\$ 6.00	\$ -
125	1/27/2012 - 1/27/2012	\$ -	\$ 15.00	\$ -
126	1/27/2012 - 1/27/2012	\$ -	\$ 45.25	\$ -
127	1/27/2012 - 1/27/2012	\$ -	\$ 6.50	\$ -
128	1/27/2012 - 1/27/2012	\$ -	\$ 34.00	\$ -
129	1/27/2012 - 1/27/2012	\$ -	\$ 20.00	\$ -
130	1/27/2012 - 1/27/2012	\$ -	\$ 14.00	\$ -
131	1/27/2012 - 1/27/2012	\$ -	\$ 30.00	\$ -
132	1/27/2012 - 2/3/2012	\$ 36.48	\$ 50.00	\$ -
133	1/27/2012 - 4/22/2012	\$ 8.02	\$ 60.00	\$ -
134	1/27/2012 - 4/23/2012	\$ 85.54	\$ 157.44	\$ -
135	1/27/2012 - 4/25/2012	\$ -	\$ 100.00	\$ -
136	1/27/2012 - 6/13/2012	\$ 28.97	\$ 265.75	\$ -
137	1/27/2012 - 7/2/2012	\$ 6,236.40	\$ 2,050.00	\$ -
138	1/27/2012 - 7/2/2012	\$ 436.44	\$ 20.00	\$ -
139	1/27/2012 - 7/2/2012	\$ 88.39	\$ -	\$ -
140	1/27/2012 - 8/2/2012	\$ 119.51	\$ -	\$ -
141	1/27/2012 - 8/3/2012	\$ 48.22	\$ 45.00	\$ -
142	1/27/2012 - 8/23/2012	\$ -	\$ 612.00	\$ -
143	1/27/2012 - 8/23/2012	\$ -	\$ 1,172.00	\$ -
144	1/27/2012 - 8/23/2012	\$ -	\$ 612.00	\$ -
145	1/27/2012 - 8/26/2012	\$ 4.00	\$ 26.75	\$ -
146	1/27/2012 - 9/30/2012	\$ 57.68	\$ 50.00	\$ -
147	1/27/2012 - 1/26/2013	\$ 17.00	\$ 8.00	\$ -
148	1/27/2012 - 8/26/2013	\$ 604.11	\$ 315.88	\$ -
149	1/27/2012 - 10/2/2013	\$ 48.48	\$ 173.75	\$ -
150	1/27/2012 - 10/3/2013	\$ 466.63	\$ 648.28	\$ -

DollarMonster

Transactions by SolidTrustPay.com

\$ 1,063,731.63 \$ 1,146,307.67 \$ 30,376.29

Investor No.	Investors' Date Range	Debit	Credit	Evans
		Amount	Amount	Amount
151	1/27/2012 - 10/5/2013	\$ 415.32	\$ -	\$ -
152	1/27/2012 - 12/24/2013	\$ 460.21	\$ 134.94	\$ -
153	1/27/2012 - 4/9/2014	\$ -	\$ 34.15	\$ -
154	1/28/2012 - 1/28/2012	\$ 83.28	\$ -	\$ -
155	1/28/2012 - 1/28/2012	\$ -	\$ 10.00	\$ -
156	1/28/2012 - 1/28/2012	\$ -	\$ 26.00	\$ -
157	1/28/2012 - 1/28/2012	\$ -	\$ 30.00	\$ -
158	1/28/2012 - 1/28/2012	\$ -	\$ 30.00	\$ -
159	1/28/2012 - 1/31/2012	\$ 1,243.94	\$ -	\$ -
160	1/28/2012 - 2/29/2012	\$ 15.63	\$ 40.00	\$ -
161	1/28/2012 - 4/21/2012	\$ 1,858.58	\$ 2,452.71	\$ -
162	1/28/2012 - 9/29/2012	\$ 6.28	\$ 20.00	\$ -
163	1/28/2012 - 1/9/2013	\$ 132.60	\$ 181.75	\$ -
164	1/28/2012 - 10/4/2013	\$ 2,575.25	\$ 3,634.10	\$ -
165	1/28/2012 - 12/26/2013	\$ 2,241.54	\$ 1,550.35	\$ -
166	1/29/2012 - 1/29/2012	\$ 93.02	\$ -	\$ -
167	1/29/2012 - 1/29/2012	\$ 34.52	\$ -	\$ -
168	1/29/2012 - 1/29/2012	\$ -	\$ 40.00	\$ -
169	1/29/2012 - 2/6/2012	\$ -	\$ 12.75	\$ -
170	1/29/2012 - 4/23/2012	\$ 202.77	\$ -	\$ -
171	1/29/2012 - 11/23/2012	\$ 62.95	\$ 7.00	\$ -
172	1/29/2012 - 2/18/2013	\$ 36.25	\$ 62.10	\$ -
173	1/29/2012 - 4/1/2013	\$ 1,284.95	\$ 1,159.05	\$ -
174	1/29/2012 - 2/25/2014	\$ 5,134.82	\$ 6,473.14	\$ -
175	1/30/2012 - 1/30/2012	\$ -	\$ 191.45	\$ -
176	1/30/2012 - 1/30/2012	\$ -	\$ 13.00	\$ -
177	1/30/2012 - 1/30/2012	\$ -	\$ 6.00	\$ -
178	1/30/2012 - 1/30/2012	\$ -	\$ 40.00	\$ -
179	1/30/2012 - 1/30/2012	\$ -	\$ 10.00	\$ -
180	1/30/2012 - 1/30/2012	\$ -	\$ 7.50	\$ -

DollarMonster

Transactions by SolidTrustPay.com

\$ 1,063,731.63 \$ 1,146,307.67 \$ 30,376.29

Investor No.	Investors' Date Range	Debit	Credit	Evans
		Amount	Amount	Amount
181	1/30/2012 - 2/2/2012	\$ -	\$ 193.35	\$ -
182	1/30/2012 - 2/6/2012	\$ -	\$ 31.59	\$ -
183	1/30/2012 - 2/20/2012	\$ 53.48	\$ 24.83	\$ -
184	1/30/2012 - 4/26/2012	\$ 492.58	\$ 484.22	\$ -
185	1/30/2012 - 6/4/2012	\$ -	\$ 40.75	\$ -
186	1/30/2012 - 10/14/2013	\$ 7,832.84	\$ 9,905.22	\$ -
187	1/30/2012 - 12/30/2013	\$ 102.00	\$ 484.00	\$ -
188	1/31/2012 - 1/31/2012	\$ 100.82	\$ -	\$ -
189	1/31/2012 - 1/31/2012	\$ 69.62	\$ -	\$ -
190	1/31/2012 - 1/31/2012	\$ -	\$ 12.13	\$ -
191	1/31/2012 - 1/31/2012	\$ -	\$ 6.00	\$ -
192	1/31/2012 - 1/31/2012	\$ -	\$ 10.00	\$ -
193	1/31/2012 - 1/31/2012	\$ -	\$ 6.40	\$ -
194	1/31/2012 - 2/1/2012	\$ -	\$ 90.00	\$ -
195	1/31/2012 - 8/13/2012	\$ 52.66	\$ 88.00	\$ -
196	1/31/2012 - 9/28/2012	\$ 188.65	\$ 118.92	\$ -
197	1/31/2012 - 12/26/2012	\$ 195.43	\$ 55.00	\$ -
198	1/31/2012 - 4/26/2013	\$ 124.67	\$ 950.00	\$ -
199	1/31/2012 - 7/10/2013	\$ 31.79	\$ 25.42	\$ -
200	1/31/2012 - 9/3/2013	\$ 815.61	\$ 1,519.94	\$ -
201	1/31/2012 - 10/6/2013	\$ 273.16	\$ 83.77	\$ -
202	2/1/2012 - 2/1/2012	\$ 34.52	\$ -	\$ -
203	2/1/2012 - 2/1/2012	\$ 8.01	\$ -	\$ -
204	2/1/2012 - 2/1/2012	\$ -	\$ 220.00	\$ -
205	2/1/2012 - 2/1/2012	\$ -	\$ 15.00	\$ -
206	2/1/2012 - 2/1/2012	\$ -	\$ 98.09	\$ -
207	2/1/2012 - 2/1/2012	\$ -	\$ 100.00	\$ -
208	2/1/2012 - 2/1/2012	\$ -	\$ 10.00	\$ -
209	2/1/2012 - 2/1/2012	\$ -	\$ 11.50	\$ -
210	2/1/2012 - 2/1/2012	\$ -	\$ 50.00	\$ -

DollarMonster

Transactions by SolidTrustPay.com

\$ 1,063,731.63 \$ 1,146,307.67 \$ 30,376.29

Investor No.	Investors' Date Range	Debit	Credit	Evans
		Amount	Amount	Amount
211	2/1/2012 - 2/2/2012	\$ 4.74	\$ -	\$ -
212	2/1/2012 - 2/2/2012	\$ -	\$ 68.62	\$ -
213	2/1/2012 - 2/2/2012	\$ -	\$ 109.43	\$ -
214	2/1/2012 - 2/3/2012	\$ 2.40	\$ 16.00	\$ -
215	2/1/2012 - 2/6/2012	\$ 9.02	\$ -	\$ -
216	2/1/2012 - 2/19/2012	\$ -	\$ 297.00	\$ -
217	2/1/2012 - 2/20/2012	\$ 806.56	\$ 32.90	\$ -
218	2/1/2012 - 6/30/2012	\$ 1.00	\$ 300.00	\$ -
219	2/1/2012 - 7/3/2012	\$ 102.02	\$ -	\$ -
220	2/1/2012 - 3/5/2013	\$ -	\$ 24.79	\$ -
221	2/1/2012 - 4/15/2013	\$ -	\$ 14.75	\$ -
222	2/1/2012 - 6/1/2013	\$ 425.63	\$ 93.00	\$ -
223	2/1/2012 - 7/29/2013	\$ 125.00	\$ 14.75	\$ -
224	2/1/2012 - 9/15/2013	\$ 6,364.26	\$ 1,067.00	\$ -
225	2/1/2012 - 10/1/2013	\$ 359.42	\$ 384.00	\$ -
226	2/1/2012 - 10/17/2013	\$ 248.95	\$ 236.00	\$ -
227	2/1/2012 - 12/23/2013	\$ 13,682.70	\$ 9,932.24	\$ -
228	2/1/2012 - 2/28/2014	\$ 13,269.72	\$ 14,397.03	\$ -
229	2/2/2012 - 2/2/2012	\$ 168.01	\$ -	\$ -
230	2/2/2012 - 2/2/2012	\$ 87.01	\$ -	\$ -
231	2/2/2012 - 2/2/2012	\$ 73.72	\$ -	\$ -
232	2/2/2012 - 2/2/2012	\$ 5.28	\$ -	\$ -
233	2/2/2012 - 2/2/2012	\$ 4.32	\$ -	\$ -
234	2/2/2012 - 2/2/2012	\$ 4.01	\$ -	\$ -
235	2/2/2012 - 2/2/2012	\$ 4.01	\$ -	\$ -
236	2/2/2012 - 2/2/2012	\$ 3.01	\$ -	\$ -
237	2/2/2012 - 2/2/2012	\$ 3.01	\$ -	\$ -
238	2/2/2012 - 2/2/2012	\$ 3.01	\$ -	\$ -
239	2/2/2012 - 2/2/2012	\$ 2.40	\$ -	\$ -
240	2/2/2012 - 2/2/2012	\$ 2.01	\$ -	\$ -

DollarMonster

Transactions by SolidTrustPay.com

		\$ 1,063,731.63	\$ 1,146,307.67	\$ 30,376.29
Investor No.	Investors' Date Range	Debit	Credit	Evans
		Amount	Amount	Amount
241	2/2/2012 - 2/2/2012	\$ 1.01	\$ -	\$ -
242	2/2/2012 - 2/2/2012	\$ -	\$ 415.00	\$ -
243	2/2/2012 - 2/2/2012	\$ -	\$ 54.00	\$ -
244	2/2/2012 - 2/2/2012	\$ -	\$ 60.00	\$ -
245	2/2/2012 - 2/2/2012	\$ -	\$ 12.00	\$ -
246	2/2/2012 - 2/2/2012	\$ -	\$ 12.00	\$ -
247	2/2/2012 - 2/2/2012	\$ -	\$ 25.00	\$ -
248	2/2/2012 - 2/2/2012	\$ -	\$ 14.00	\$ -
249	2/2/2012 - 2/2/2012	\$ -	\$ 14.00	\$ -
250	2/2/2012 - 2/2/2012	\$ -	\$ 10.00	\$ -
251	2/2/2012 - 2/2/2012	\$ -	\$ 27.33	\$ -
252	2/2/2012 - 2/2/2012	\$ -	\$ 15.00	\$ -
253	2/2/2012 - 2/2/2012	\$ -	\$ 10.00	\$ -
254	2/2/2012 - 2/2/2012	\$ -	\$ 20.00	\$ -
255	2/2/2012 - 2/2/2012	\$ -	\$ 25.00	\$ -
256	2/2/2012 - 2/2/2012	\$ -	\$ 30.00	\$ -
257	2/2/2012 - 2/2/2012	\$ -	\$ 17.00	\$ -
258	2/2/2012 - 2/2/2012	\$ -	\$ 10.00	\$ -
259	2/2/2012 - 2/2/2012	\$ -	\$ 8.00	\$ -
260	2/2/2012 - 2/2/2012	\$ -	\$ 25.00	\$ -
261	2/2/2012 - 2/2/2012	\$ -	\$ 50.00	\$ -
262	2/2/2012 - 2/2/2012	\$ -	\$ 40.00	\$ -
263	2/2/2012 - 2/2/2012	\$ -	\$ 11.00	\$ -
264	2/2/2012 - 2/2/2012	\$ -	\$ 116.00	\$ -
265	2/2/2012 - 2/2/2012	\$ -	\$ 44.23	\$ -
266	2/2/2012 - 2/2/2012	\$ -	\$ 170.00	\$ -
267	2/2/2012 - 2/2/2012	\$ -	\$ 50.00	\$ -
268	2/2/2012 - 2/2/2012	\$ -	\$ 40.00	\$ -
269	2/2/2012 - 2/2/2012	\$ -	\$ 7.00	\$ -
270	2/2/2012 - 2/2/2012	\$ -	\$ 7.00	\$ -

DollarMonster

Transactions by SolidTrustPay.com

		\$ 1,063,731.63	\$ 1,146,307.67	\$ 30,376.29
Investor No.	Investors' Date Range	Debit	Credit	Evans
		Amount	Amount	Amount
271	2/2/2012 - 2/2/2012	\$ -	\$ 130.00	\$ -
272	2/2/2012 - 2/3/2012	\$ 287.25	\$ -	\$ -
273	2/2/2012 - 2/3/2012	\$ -	\$ 66.00	\$ -
274	2/2/2012 - 2/3/2012	\$ -	\$ 33.85	\$ -
275	2/2/2012 - 2/3/2012	\$ -	\$ 400.00	\$ -
276	2/2/2012 - 2/3/2012	\$ -	\$ 178.62	\$ -
277	2/2/2012 - 2/7/2012	\$ 4.02	\$ -	\$ -
278	2/2/2012 - 2/14/2012	\$ -	\$ 102.00	\$ -
279	2/2/2012 - 2/19/2012	\$ -	\$ 195.00	\$ -
280	2/2/2012 - 2/20/2012	\$ 4.15	\$ 483.43	\$ -
281	2/2/2012 - 2/28/2012	\$ 217.04	\$ -	\$ -
282	2/2/2012 - 3/12/2012	\$ 11.83	\$ 135.00	\$ -
283	2/2/2012 - 4/18/2012	\$ -	\$ 13.85	\$ -
284	2/2/2012 - 4/20/2012	\$ 71.22	\$ 50.00	\$ -
285	2/2/2012 - 4/21/2012	\$ 366.69	\$ 70.00	\$ -
286	2/2/2012 - 4/26/2012	\$ 444.34	\$ 508.00	\$ -
287	2/2/2012 - 5/2/2012	\$ 93.96	\$ 335.19	\$ -
288	2/2/2012 - 6/4/2012	\$ 437.36	\$ 553.36	\$ -
289	2/2/2012 - 6/4/2012	\$ 5.01	\$ -	\$ -
290	2/2/2012 - 6/17/2012	\$ 3.69	\$ -	\$ -
291	2/2/2012 - 6/21/2012	\$ 105.87	\$ -	\$ -
292	2/2/2012 - 8/1/2012	\$ 115.81	\$ 110.50	\$ -
293	2/2/2012 - 8/2/2012	\$ 124.04	\$ -	\$ -
294	2/2/2012 - 8/2/2012	\$ 13.94	\$ -	\$ -
295	2/2/2012 - 9/27/2012	\$ 49.83	\$ 38.00	\$ -
296	2/2/2012 - 9/28/2012	\$ 11.56	\$ -	\$ -
297	2/2/2012 - 10/13/2012	\$ 35.25	\$ 16.00	\$ -
298	2/2/2012 - 11/12/2012	\$ 100.50	\$ 20.00	\$ -
299	2/2/2012 - 12/20/2012	\$ 1,472.88	\$ 1,375.00	\$ -
300	2/2/2012 - 1/23/2013	\$ 98.01	\$ 43.00	\$ -

DollarMonster

Transactions by SolidTrustPay.com

		\$ 1,063,731.63	\$ 1,146,307.67	\$ 30,376.29
Investor No.	Investors' Date Range	Debit	Credit	Evans
		Amount	Amount	Amount
301	2/2/2012 - 7/25/2013	\$ 39.87	\$ 142.50	\$ -
302	2/2/2012 - 7/30/2013	\$ 371.73	\$ 457.52	\$ -
303	2/2/2012 - 8/23/2013	\$ 92.01	\$ 45.00	\$ -
304	2/2/2012 - 8/24/2013	\$ 541.72	\$ 439.79	\$ -
305	2/2/2012 - 8/29/2013	\$ 1,122.62	\$ 849.98	\$ -
306	2/2/2012 - 9/24/2013	\$ 84.88	\$ 116.25	\$ -
307	2/2/2012 - 10/6/2013	\$ 1,025.01	\$ 589.51	\$ -
308	2/2/2012 - 10/12/2013	\$ 10,162.35	\$ 9,125.18	\$ -
309	2/2/2012 - 10/14/2013	\$ 90.92	\$ 49.50	\$ -
310	2/2/2012 - 12/29/2013	\$ 7,037.13	\$ 8,576.80	\$ -
311	2/2/2012 - 2/23/2014	\$ 9,797.64	\$ 5,414.28	\$ -
312	2/3/2012 - 2/3/2012	\$ 498.01	\$ -	\$ -
313	2/3/2012 - 2/3/2012	\$ 377.64	\$ -	\$ -
314	2/3/2012 - 2/3/2012	\$ 223.01	\$ -	\$ -
315	2/3/2012 - 2/3/2012	\$ 172.23	\$ -	\$ -
316	2/3/2012 - 2/3/2012	\$ 138.01	\$ -	\$ -
317	2/3/2012 - 2/3/2012	\$ 125.46	\$ -	\$ -
318	2/3/2012 - 2/3/2012	\$ 108.54	\$ -	\$ -
319	2/3/2012 - 2/3/2012	\$ 45.08	\$ -	\$ -
320	2/3/2012 - 2/3/2012	\$ -	\$ 27.00	\$ -
321	2/3/2012 - 2/3/2012	\$ -	\$ 25.00	\$ -
322	2/3/2012 - 2/3/2012	\$ -	\$ 90.00	\$ -
323	2/3/2012 - 2/3/2012	\$ -	\$ 28.00	\$ -
324	2/3/2012 - 2/3/2012	\$ -	\$ 10.00	\$ -
325	2/3/2012 - 2/3/2012	\$ -	\$ 58.00	\$ -
326	2/3/2012 - 2/3/2012	\$ -	\$ 25.00	\$ -
327	2/3/2012 - 2/3/2012	\$ -	\$ 100.00	\$ -
328	2/3/2012 - 2/3/2012	\$ -	\$ 9.00	\$ -
329	2/3/2012 - 2/3/2012	\$ -	\$ 20.00	\$ -
330	2/3/2012 - 2/3/2012	\$ -	\$ 50.00	\$ -

DollarMonster

Transactions by SolidTrustPay.com

\$ 1,063,731.63 \$ 1,146,307.67 \$ 30,376.29

Investor No.	Investors' Date Range	Debit	Credit	Evans
		Amount	Amount	Amount
331	2/3/2012 - 2/3/2012	\$ -	\$ 92.00	\$ -
332	2/3/2012 - 2/3/2012	\$ -	\$ 39.15	\$ -
333	2/3/2012 - 2/3/2012	\$ -	\$ 20.00	\$ -
334	2/3/2012 - 2/3/2012	\$ -	\$ 52.00	\$ -
335	2/3/2012 - 2/3/2012	\$ -	\$ 20.00	\$ -
336	2/3/2012 - 2/3/2012	\$ -	\$ 10.00	\$ -
337	2/3/2012 - 2/3/2012	\$ -	\$ 33.00	\$ -
338	2/3/2012 - 2/3/2012	\$ -	\$ 25.00	\$ -
339	2/3/2012 - 2/3/2012	\$ -	\$ 12.00	\$ -
340	2/3/2012 - 2/3/2012	\$ -	\$ 100.00	\$ -
341	2/3/2012 - 2/4/2012	\$ -	\$ 100.00	\$ -
342	2/3/2012 - 2/5/2012	\$ -	\$ 43.00	\$ -
343	2/3/2012 - 2/7/2012	\$ -	\$ 162.00	\$ -
344	2/3/2012 - 2/11/2012	\$ -	\$ 179.00	\$ -
345	2/3/2012 - 2/12/2012	\$ -	\$ 190.00	\$ -
346	2/3/2012 - 2/17/2012	\$ -	\$ 250.00	\$ -
347	2/3/2012 - 3/12/2012	\$ 768.37	\$ -	\$ -
348	2/3/2012 - 4/22/2012	\$ 554.82	\$ 851.00	\$ -
349	2/3/2012 - 4/23/2012	\$ 74.48	\$ 175.00	\$ -
350	2/3/2012 - 4/23/2012	\$ -	\$ 373.10	\$ -
351	2/3/2012 - 4/24/2012	\$ 97.72	\$ 167.00	\$ -
352	2/3/2012 - 5/31/2012	\$ 196.54	\$ 6.75	\$ -
353	2/3/2012 - 8/20/2012	\$ 10.00	\$ 19.50	\$ -
354	2/3/2012 - 10/13/2012	\$ 338.04	\$ 552.51	\$ -
355	2/3/2012 - 12/1/2012	\$ 88.81	\$ -	\$ -
356	2/3/2012 - 12/14/2012	\$ 958.33	\$ 1,109.82	\$ -
357	2/3/2012 - 12/26/2012	\$ 2.00	\$ 50.00	\$ -
358	2/3/2012 - 3/9/2013	\$ -	\$ 166.00	\$ -
359	2/3/2012 - 4/25/2013	\$ 1,654.33	\$ 1,789.00	\$ -
360	2/3/2012 - 10/5/2013	\$ 3,335.44	\$ 2,096.50	\$ -

DollarMonster

Transactions by SolidTrustPay.com

		\$ 1,063,731.63	\$ 1,146,307.67	\$ 30,376.29
Investor No.	Investors' Date Range	Debit	Credit	Evans
		Amount	Amount	Amount
361	2/4/2012 - 2/4/2012	\$ 104.00	\$ -	\$ -
362	2/4/2012 - 2/4/2012	\$ 98.80	\$ -	\$ -
363	2/4/2012 - 2/4/2012	\$ 89.04	\$ -	\$ -
364	2/4/2012 - 2/4/2012	\$ 33.01	\$ -	\$ -
365	2/4/2012 - 2/4/2012	\$ 30.00	\$ -	\$ -
366	2/4/2012 - 2/4/2012	\$ 22.00	\$ -	\$ -
367	2/4/2012 - 2/4/2012	\$ 18.84	\$ -	\$ -
368	2/4/2012 - 2/4/2012	\$ 1.01	\$ -	\$ -
369	2/4/2012 - 2/4/2012	\$ 1.01	\$ -	\$ -
370	2/4/2012 - 2/4/2012	\$ 1.01	\$ -	\$ -
371	2/4/2012 - 2/4/2012	\$ -	\$ 57.00	\$ -
372	2/4/2012 - 2/4/2012	\$ -	\$ 23.00	\$ -
373	2/4/2012 - 2/4/2012	\$ -	\$ 20.00	\$ -
374	2/4/2012 - 2/4/2012	\$ -	\$ 13.00	\$ -
375	2/4/2012 - 2/4/2012	\$ -	\$ 138.75	\$ -
376	2/4/2012 - 2/4/2012	\$ -	\$ 291.00	\$ -
377	2/4/2012 - 2/4/2012	\$ -	\$ 7.00	\$ -
378	2/4/2012 - 2/4/2012	\$ -	\$ 25.81	\$ -
379	2/4/2012 - 2/4/2012	\$ -	\$ 70.00	\$ -
380	2/4/2012 - 2/6/2012	\$ -	\$ 169.00	\$ -
381	2/4/2012 - 2/7/2012	\$ 21.01	\$ -	\$ -
382	2/4/2012 - 2/16/2012	\$ 352.10	\$ 17.00	\$ -
383	2/4/2012 - 2/21/2012	\$ 97.67	\$ -	\$ -
384	2/4/2012 - 2/29/2012	\$ -	\$ 170.00	\$ -
385	2/4/2012 - 6/17/2012	\$ 0.81	\$ 124.55	\$ -
386	2/4/2012 - 6/29/2012	\$ 100.48	\$ 195.40	\$ -
387	2/4/2012 - 7/26/2012	\$ 210.02	\$ -	\$ -
388	2/4/2012 - 1/28/2013	\$ 1,351.49	\$ 1,109.27	\$ -
389	2/4/2012 - 3/22/2013	\$ 837.96	\$ 233.75	\$ -
390	2/4/2012 - 4/19/2013	\$ 972.68	\$ 927.44	\$ -

DollarMonster

Transactions by SolidTrustPay.com

		\$ 1,063,731.63	\$ 1,146,307.67	\$ 30,376.29
Investor No.	Investors' Date Range	Debit	Credit	Evans
		Amount	Amount	Amount
391	2/4/2012 - 6/3/2013	\$ 531.48	\$ 276.52	\$ -
392	2/4/2012 - 7/22/2013	\$ 15.25	\$ -	\$ -
393	2/4/2012 - 10/5/2013	\$ 1,232.56	\$ 2,778.27	\$ -
394	2/5/2012 - 2/5/2012	\$ 4.00	\$ -	\$ -
395	2/5/2012 - 2/5/2012	\$ -	\$ 14.00	\$ -
396	2/5/2012 - 2/5/2012	\$ -	\$ 56.49	\$ -
397	2/5/2012 - 2/5/2012	\$ -	\$ 57.00	\$ -
398	2/5/2012 - 2/5/2012	\$ -	\$ 28.00	\$ -
399	2/5/2012 - 2/5/2012	\$ -	\$ 10.00	\$ -
400	2/5/2012 - 2/5/2012	\$ -	\$ 19.45	\$ -
401	2/5/2012 - 2/5/2012	\$ -	\$ 12.52	\$ -
402	2/5/2012 - 2/5/2012	\$ -	\$ 15.25	\$ -
403	2/5/2012 - 2/5/2012	\$ -	\$ 10.00	\$ -
404	2/5/2012 - 2/5/2012	\$ -	\$ 6.75	\$ -
405	2/5/2012 - 2/5/2012	\$ -	\$ 30.00	\$ -
406	2/5/2012 - 2/8/2012	\$ -	\$ 301.00	\$ -
407	2/5/2012 - 2/12/2012	\$ -	\$ 355.78	\$ -
408	2/5/2012 - 2/12/2012	\$ -	\$ 115.00	\$ -
409	2/5/2012 - 2/12/2012	\$ -	\$ 30.00	\$ -
410	2/5/2012 - 2/12/2012	\$ -	\$ 416.25	\$ -
411	2/5/2012 - 2/20/2012	\$ -	\$ 126.00	\$ -
412	2/5/2012 - 8/2/2012	\$ 19.09	\$ -	\$ -
413	2/5/2012 - 11/28/2012	\$ 133.92	\$ 77.00	\$ -
414	2/5/2012 - 10/18/2013	\$ 418.85	\$ 354.75	\$ -
415	2/5/2012 - 10/18/2013	\$ 27.04	\$ 37.17	\$ -
416	2/5/2012 - 12/6/2013	\$ 1,569.67	\$ 155.00	\$ -
417	2/5/2012 - 12/10/2013	\$ 19,497.12	\$ 16,029.55	\$ -
418	2/5/2012 - 12/24/2013	\$ 58.27	\$ 30.00	\$ -
419	2/6/2012 - 2/6/2012	\$ 6.69	\$ -	\$ -
420	2/6/2012 - 2/6/2012	\$ 6.25	\$ -	\$ -

DollarMonster

Transactions by SolidTrustPay.com

		\$ 1,063,731.63	\$ 1,146,307.67	\$ 30,376.29
Investor No.	Investors' Date Range	Debit	Credit	Evans
		Amount	Amount	Amount
421	2/6/2012 - 2/6/2012	\$ 5.01	\$ -	\$ -
422	2/6/2012 - 2/6/2012	\$ 4.32	\$ -	\$ -
423	2/6/2012 - 2/6/2012	\$ 3.01	\$ -	\$ -
424	2/6/2012 - 2/6/2012	\$ -	\$ 10.00	\$ -
425	2/6/2012 - 2/6/2012	\$ -	\$ 8.00	\$ -
426	2/6/2012 - 2/6/2012	\$ -	\$ 20.00	\$ -
427	2/6/2012 - 2/6/2012	\$ -	\$ 10.00	\$ -
428	2/6/2012 - 2/7/2012	\$ 63.21	\$ -	\$ -
429	2/6/2012 - 2/7/2012	\$ -	\$ 90.00	\$ -
430	2/6/2012 - 2/18/2012	\$ -	\$ 98.00	\$ -
431	2/6/2012 - 2/20/2012	\$ 559.18	\$ -	\$ -
432	2/6/2012 - 2/20/2012	\$ -	\$ 277.50	\$ -
433	2/6/2012 - 2/22/2012	\$ 52.69	\$ -	\$ -
434	2/6/2012 - 2/23/2012	\$ 343.44	\$ -	\$ -
435	2/6/2012 - 2/23/2012	\$ 38.31	\$ -	\$ -
436	2/6/2012 - 3/23/2012	\$ 12.16	\$ -	\$ -
437	2/6/2012 - 4/13/2012	\$ 416.36	\$ 44.40	\$ -
438	2/6/2012 - 4/18/2012	\$ 155.07	\$ 122.00	\$ -
439	2/6/2012 - 4/30/2012	\$ -	\$ -	\$ 8,665.82
440	2/6/2012 - 5/8/2012	\$ 120.65	\$ 292.19	\$ -
441	2/6/2012 - 6/20/2012	\$ 23.98	\$ -	\$ -
442	2/6/2012 - 7/2/2012	\$ 16.45	\$ -	\$ -
443	2/6/2012 - 8/3/2012	\$ 37.14	\$ 13.00	\$ -
444	2/6/2012 - 10/18/2012	\$ 54.18	\$ 6.00	\$ -
445	2/6/2012 - 12/1/2012	\$ 894.91	\$ 194.00	\$ -
446	2/6/2012 - 1/20/2013	\$ 51.40	\$ 234.00	\$ -
447	2/6/2012 - 2/25/2013	\$ 216.50	\$ 764.00	\$ -
448	2/6/2012 - 6/29/2013	\$ 2,292.01	\$ 1,012.00	\$ -
449	2/6/2012 - 7/24/2013	\$ 10.01	\$ 8.60	\$ -
450	2/7/2012 - 2/7/2012	\$ 138.64	\$ -	\$ -

DollarMonster

Transactions by SolidTrustPay.com

		\$ 1,063,731.63	\$ 1,146,307.67	\$ 30,376.29
Investor No.	Investors' Date Range	Debit	Credit	Evans
		Amount	Amount	Amount
451	2/7/2012 - 2/7/2012	\$ 1.01	\$ -	\$ -
452	2/7/2012 - 2/7/2012	\$ -	\$ 30.00	\$ -
453	2/7/2012 - 2/7/2012	\$ -	\$ 19.07	\$ -
454	2/7/2012 - 2/7/2012	\$ -	\$ 54.00	\$ -
455	2/7/2012 - 2/7/2012	\$ -	\$ 443.67	\$ -
456	2/7/2012 - 2/7/2012	\$ -	\$ 30.00	\$ -
457	2/7/2012 - 2/7/2012	\$ -	\$ 25.00	\$ -
458	2/7/2012 - 2/7/2012	\$ -	\$ 15.00	\$ -
459	2/7/2012 - 2/8/2012	\$ 575.64	\$ -	\$ -
460	2/7/2012 - 2/10/2012	\$ 576.02	\$ -	\$ -
461	2/7/2012 - 2/16/2012	\$ 214.03	\$ -	\$ -
462	2/7/2012 - 4/23/2012	\$ 1,200.62	\$ 893.00	\$ -
463	2/7/2012 - 7/12/2012	\$ 3.01	\$ 246.00	\$ -
464	2/7/2012 - 10/6/2012	\$ 1,284.96	\$ 1,340.85	\$ -
465	2/7/2012 - 10/6/2012	\$ 192.91	\$ 134.00	\$ -
466	2/7/2012 - 1/1/2013	\$ 5.79	\$ 30.00	\$ -
467	2/7/2012 - 2/20/2013	\$ 107.30	\$ 135.00	\$ -
468	2/7/2012 - 8/14/2013	\$ 3,689.96	\$ 756.70	\$ -
469	2/7/2012 - 9/12/2013	\$ 275.24	\$ -	\$ -
470	2/7/2012 - 9/15/2013	\$ 4,803.40	\$ 4,741.10	\$ -
471	2/7/2012 - 11/29/2013	\$ 30.00	\$ 694.45	\$ -
472	2/7/2012 - 12/27/2013	\$ 6,607.19	\$ 6,216.92	\$ -
473	2/8/2012 - 2/8/2012	\$ 48.01	\$ -	\$ -
474	2/8/2012 - 2/8/2012	\$ 38.01	\$ -	\$ -
475	2/8/2012 - 2/8/2012	\$ -	\$ 495.00	\$ -
476	2/8/2012 - 2/8/2012	\$ -	\$ 29.00	\$ -
477	2/8/2012 - 2/8/2012	\$ -	\$ 10.00	\$ -
478	2/8/2012 - 2/8/2012	\$ -	\$ 10.00	\$ -
479	2/8/2012 - 2/8/2012	\$ -	\$ 30.00	\$ -
480	2/8/2012 - 2/8/2012	\$ -	\$ 8.00	\$ -

DollarMonster

Transactions by SolidTrustPay.com

		\$ 1,063,731.63	\$ 1,146,307.67	\$ 30,376.29
Investor No.	Investors' Date Range	Debit	Credit	Evans
		Amount	Amount	Amount
481	2/8/2012 - 2/8/2012	\$ -	\$ 30.00	\$ -
482	2/8/2012 - 2/8/2012	\$ -	\$ 30.00	\$ -
483	2/8/2012 - 2/9/2012	\$ -	\$ 19.00	\$ -
484	2/8/2012 - 2/10/2012	\$ -	\$ 201.00	\$ -
485	2/8/2012 - 6/16/2012	\$ -	\$ 60.75	\$ -
486	2/9/2012 - 2/9/2012	\$ 98.01	\$ -	\$ -
487	2/9/2012 - 2/9/2012	\$ -	\$ 633.11	\$ -
488	2/9/2012 - 2/9/2012	\$ -	\$ 25.00	\$ -
489	2/9/2012 - 2/9/2012	\$ -	\$ 10.00	\$ -
490	2/9/2012 - 2/9/2012	\$ -	\$ 8.00	\$ -
491	2/9/2012 - 2/20/2012	\$ 313.49	\$ -	\$ -
492	2/9/2012 - 2/20/2012	\$ -	\$ 352.00	\$ -
493	2/9/2012 - 4/4/2012	\$ 85.10	\$ 54.00	\$ -
494	2/9/2012 - 4/24/2012	\$ 563.14	\$ 653.93	\$ -
495	2/9/2012 - 5/19/2012	\$ -	\$ 61.45	\$ -
496	2/9/2012 - 6/1/2012	\$ 8.00	\$ 6.75	\$ -
497	2/9/2012 - 8/2/2012	\$ 106.94	\$ -	\$ -
498	2/9/2012 - 8/2/2012	\$ 17.86	\$ 50.00	\$ -
499	2/9/2012 - 12/15/2012	\$ -	\$ 20.00	\$ -
500	2/10/2012 - 2/10/2012	\$ -	\$ 20.00	\$ -
501	2/10/2012 - 2/10/2012	\$ -	\$ 100.00	\$ -
502	2/10/2012 - 2/10/2012	\$ -	\$ 80.00	\$ -
503	2/10/2012 - 2/10/2012	\$ -	\$ 20.00	\$ -
504	2/10/2012 - 2/10/2012	\$ -	\$ 15.00	\$ -
505	2/10/2012 - 2/10/2012	\$ -	\$ 25.00	\$ -
506	2/10/2012 - 2/20/2012	\$ 7.03	\$ 90.00	\$ -
507	2/10/2012 - 4/28/2012	\$ -	\$ 110.00	\$ -
508	2/10/2012 - 7/17/2012	\$ 52.44	\$ 147.10	\$ -
509	2/10/2012 - 6/27/2013	\$ 8.59	\$ 51.00	\$ -
510	2/10/2012 - 7/3/2013	\$ -	\$ 80.00	\$ -

DollarMonster

Transactions by SolidTrustPay.com

		\$ 1,063,731.63	\$ 1,146,307.67	\$ 30,376.29
Investor No.	Investors' Date Range	Debit	Credit	Evans
		Amount	Amount	Amount
511	2/11/2012 - 2/11/2012	\$ 3.01	\$ -	\$ -
512	2/11/2012 - 2/11/2012	\$ 2.40	\$ -	\$ -
513	2/11/2012 - 2/11/2012	\$ 1.23	\$ -	\$ -
514	2/11/2012 - 2/11/2012	\$ 1.01	\$ -	\$ -
515	2/11/2012 - 2/11/2012	\$ -	\$ 62.00	\$ -
516	2/11/2012 - 2/11/2012	\$ -	\$ 34.00	\$ -
517	2/11/2012 - 2/11/2012	\$ -	\$ 18.00	\$ -
518	2/11/2012 - 2/11/2012	\$ -	\$ 50.00	\$ -
519	2/11/2012 - 2/12/2012	\$ 196.02	\$ -	\$ -
520	2/11/2012 - 2/12/2012	\$ -	\$ 417.00	\$ -
521	2/11/2012 - 2/14/2012	\$ -	\$ 110.00	\$ -
522	2/11/2012 - 11/23/2012	\$ 49.25	\$ 118.00	\$ -
523	2/11/2012 - 1/12/2013	\$ 739.60	\$ 341.40	\$ -
524	2/11/2012 - 3/14/2013	\$ 44.87	\$ 143.00	\$ -
525	2/11/2012 - 10/12/2013	\$ 255.22	\$ 126.00	\$ -
526	2/12/2012 - 2/12/2012	\$ -	\$ 50.00	\$ -
527	2/12/2012 - 2/12/2012	\$ -	\$ 50.00	\$ -
528	2/12/2012 - 2/12/2012	\$ -	\$ 11.00	\$ -
529	2/12/2012 - 2/22/2012	\$ -	\$ 170.00	\$ -
530	2/12/2012 - 5/2/2012	\$ 58.78	\$ 128.00	\$ -
531	2/12/2012 - 6/4/2012	\$ 10.00	\$ 6.75	\$ -
532	2/12/2012 - 7/22/2012	\$ -	\$ 20.00	\$ -
533	2/12/2012 - 9/6/2012	\$ 1,190.66	\$ 1,132.50	\$ -
534	2/12/2012 - 9/7/2012	\$ 18.93	\$ 6.75	\$ -
535	2/12/2012 - 7/25/2013	\$ 18.44	\$ 85.50	\$ -
536	2/13/2012 - 2/13/2012	\$ 498.01	\$ -	\$ -
537	2/13/2012 - 2/13/2012	\$ -	\$ 95.25	\$ -
538	2/13/2012 - 2/13/2012	\$ -	\$ 50.00	\$ -
539	2/13/2012 - 2/13/2012	\$ -	\$ 10.00	\$ -
540	2/13/2012 - 2/13/2012	\$ -	\$ 30.29	\$ -

DollarMonster

Transactions by SolidTrustPay.com

\$ 1,063,731.63 \$ 1,146,307.67 \$ 30,376.29

Investor No.	Investors' Date Range	Debit	Credit	Evans
		Amount	Amount	Amount
541	2/13/2012 - 2/13/2012	\$ -	\$ 10.82	\$ -
542	2/13/2012 - 2/13/2012	\$ -	\$ 7.00	\$ -
543	2/13/2012 - 2/17/2012	\$ -	\$ 85.00	\$ -
544	2/14/2012 - 2/14/2012	\$ 98.01	\$ -	\$ -
545	2/14/2012 - 2/14/2012	\$ 34.44	\$ -	\$ -
546	2/14/2012 - 2/14/2012	\$ 23.01	\$ -	\$ -
547	2/14/2012 - 2/14/2012	\$ 1.61	\$ -	\$ -
548	2/14/2012 - 2/14/2012	\$ -	\$ 10.00	\$ -
549	2/14/2012 - 2/14/2012	\$ -	\$ 30.00	\$ -
550	2/14/2012 - 2/15/2012	\$ 148.01	\$ 40.00	\$ -
551	2/14/2012 - 2/19/2012	\$ -	\$ 440.00	\$ -
552	2/14/2012 - 2/20/2012	\$ 143.48	\$ -	\$ -
553	2/14/2012 - 4/19/2012	\$ 8.01	\$ 99.89	\$ -
554	2/14/2012 - 4/22/2012	\$ 253.42	\$ 411.94	\$ -
555	2/14/2012 - 6/14/2012	\$ 10.00	\$ 106.75	\$ -
556	2/15/2012 - 2/15/2012	\$ 8.01	\$ -	\$ -
557	2/15/2012 - 2/15/2012	\$ 7.02	\$ -	\$ -
558	2/15/2012 - 2/15/2012	\$ 7.01	\$ -	\$ -
559	2/15/2012 - 2/15/2012	\$ -	\$ 10.00	\$ -
560	2/15/2012 - 2/15/2012	\$ -	\$ 80.00	\$ -
561	2/15/2012 - 2/15/2012	\$ -	\$ 19.50	\$ -
562	2/15/2012 - 2/20/2012	\$ -	\$ 34.00	\$ -
563	2/15/2012 - 2/29/2012	\$ 57.27	\$ -	\$ -
564	2/15/2012 - 3/16/2012	\$ 399.83	\$ -	\$ -
565	2/15/2012 - 4/22/2012	\$ 722.60	\$ 262.50	\$ -
566	2/15/2012 - 6/30/2012	\$ 98.01	\$ 8.00	\$ -
567	2/15/2012 - 8/2/2012	\$ 16.94	\$ 7.64	\$ -
568	2/15/2012 - 11/13/2012	\$ 10.00	\$ 1,720.75	\$ -
569	2/15/2012 - 11/23/2012	\$ 56.28	\$ 84.75	\$ -
570	2/15/2012 - 3/5/2013	\$ 159.87	\$ 223.05	\$ -

DollarMonster

Transactions by SolidTrustPay.com

		\$ 1,063,731.63	\$ 1,146,307.67	\$ 30,376.29
Investor No.	Investors' Date Range	Debit	Credit	Evans
		Amount	Amount	Amount
571	2/15/2012 - 10/14/2013	\$ 219.08	\$ 46.00	\$ -
572	2/16/2012 - 2/16/2012	\$ 8.01	\$ -	\$ -
573	2/16/2012 - 2/16/2012	\$ 1.01	\$ -	\$ -
574	2/16/2012 - 2/16/2012	\$ -	\$ 40.00	\$ -
575	2/16/2012 - 2/16/2012	\$ -	\$ 50.00	\$ -
576	2/16/2012 - 2/16/2012	\$ -	\$ 21.00	\$ -
577	2/16/2012 - 2/17/2012	\$ 425.32	\$ -	\$ -
578	2/16/2012 - 2/18/2012	\$ -	\$ 38.00	\$ -
579	2/16/2012 - 2/19/2012	\$ -	\$ 366.00	\$ -
580	2/16/2012 - 2/20/2012	\$ 8.04	\$ -	\$ -
581	2/16/2012 - 8/9/2012	\$ 268.92	\$ 261.75	\$ -
582	2/16/2012 - 9/6/2012	\$ 16.09	\$ -	\$ -
583	2/16/2012 - 8/26/2013	\$ 669.43	\$ 448.65	\$ -
584	2/17/2012 - 2/17/2012	\$ 24.01	\$ -	\$ -
585	2/17/2012 - 2/17/2012	\$ -	\$ 12.00	\$ -
586	2/17/2012 - 2/17/2012	\$ -	\$ 12.00	\$ -
587	2/17/2012 - 2/17/2012	\$ -	\$ 250.00	\$ -
588	2/17/2012 - 2/20/2012	\$ -	\$ 593.87	\$ -
589	2/17/2012 - 2/21/2012	\$ -	\$ 180.00	\$ -
590	2/17/2012 - 2/27/2012	\$ -	\$ 496.00	\$ -
591	2/17/2012 - 7/8/2012	\$ 6.11	\$ -	\$ -
592	2/17/2012 - 11/20/2012	\$ 868.31	\$ 497.89	\$ -
593	2/17/2012 - 1/20/2013	\$ 679.12	\$ 375.00	\$ -
594	2/17/2012 - 3/7/2013	\$ 26.25	\$ 8.00	\$ -
595	2/17/2012 - 3/22/2013	\$ 4.01	\$ 19.00	\$ -
596	2/17/2012 - 12/27/2013	\$ 181.64	\$ 369.50	\$ -
597	2/18/2012 - 2/18/2012	\$ -	\$ 10.00	\$ -
598	2/18/2012 - 2/18/2012	\$ -	\$ 80.00	\$ -
599	2/18/2012 - 2/20/2012	\$ 100.55	\$ -	\$ -
600	2/18/2012 - 2/21/2012	\$ 12.45	\$ -	\$ -

DollarMonster

Transactions by SolidTrustPay.com

		\$ 1,063,731.63	\$ 1,146,307.67	\$ 30,376.29
Investor No.	Investors' Date Range	Debit	Credit	Evans
		Amount	Amount	Amount
601	2/18/2012 - 2/29/2012	\$ 151.64	\$ -	\$ -
602	2/18/2012 - 1/24/2013	\$ 866.37	\$ 528.82	\$ -
603	2/18/2012 - 4/25/2013	\$ 1.00	\$ 148.25	\$ -
604	2/18/2012 - 10/14/2013	\$ 14.58	\$ -	\$ -
605	2/18/2012 - 10/22/2013	\$ 9,610.98	\$ 9,354.91	\$ -
606	2/19/2012 - 2/19/2012	\$ -	\$ 100.00	\$ -
607	2/19/2012 - 2/19/2012	\$ -	\$ 20.00	\$ -
608	2/19/2012 - 2/24/2012	\$ -	\$ 35.20	\$ -
609	2/19/2012 - 2/27/2012	\$ -	\$ 167.00	\$ -
610	2/19/2012 - 7/25/2013	\$ -	\$ 120.00	\$ -
611	2/19/2012 - 9/3/2013	\$ 11.00	\$ 6.75	\$ -
612	2/20/2012 - 2/20/2012	\$ 45.47	\$ -	\$ -
613	2/20/2012 - 2/20/2012	\$ 45.47	\$ -	\$ -
614	2/20/2012 - 2/20/2012	\$ 45.47	\$ -	\$ -
615	2/20/2012 - 2/20/2012	\$ 45.47	\$ -	\$ -
616	2/20/2012 - 2/20/2012	\$ 45.47	\$ -	\$ -
617	2/20/2012 - 2/20/2012	\$ 40.66	\$ -	\$ -
618	2/20/2012 - 2/20/2012	\$ 26.25	\$ -	\$ -
619	2/20/2012 - 2/20/2012	\$ 24.33	\$ -	\$ -
620	2/20/2012 - 2/20/2012	\$ 18.56	\$ -	\$ -
621	2/20/2012 - 2/20/2012	\$ 16.64	\$ -	\$ -
622	2/20/2012 - 2/20/2012	\$ 16.64	\$ -	\$ -
623	2/20/2012 - 2/20/2012	\$ 13.76	\$ -	\$ -
624	2/20/2012 - 2/20/2012	\$ 9.91	\$ -	\$ -
625	2/20/2012 - 2/20/2012	\$ 7.03	\$ -	\$ -
626	2/20/2012 - 2/20/2012	\$ 4.15	\$ -	\$ -
627	2/20/2012 - 2/20/2012	\$ -	\$ 13.09	\$ -
628	2/20/2012 - 2/20/2012	\$ -	\$ 7.00	\$ -
629	2/20/2012 - 2/20/2012	\$ -	\$ 41.00	\$ -
630	2/20/2012 - 2/20/2012	\$ -	\$ 7.54	\$ -

DollarMonster

Transactions by SolidTrustPay.com

		\$ 1,063,731.63	\$ 1,146,307.67	\$ 30,376.29
Investor No.	Investors' Date Range	Debit	Credit	Evans
		Amount	Amount	Amount
631	2/20/2012 - 2/22/2012	\$ 90.94	\$ 14.00	\$ -
632	2/20/2012 - 2/22/2012	\$ -	\$ 180.00	\$ -
633	2/20/2012 - 2/25/2012	\$ 45.47	\$ 10.00	\$ -
634	2/20/2012 - 2/27/2012	\$ 163.32	\$ -	\$ -
635	2/20/2012 - 3/5/2012	\$ 180.92	\$ -	\$ -
636	2/20/2012 - 4/16/2012	\$ 396.67	\$ -	\$ -
637	2/20/2012 - 4/21/2012	\$ 190.39	\$ 130.63	\$ -
638	2/20/2012 - 6/4/2012	\$ 8.03	\$ -	\$ -
639	2/20/2012 - 7/2/2012	\$ 83.70	\$ 75.80	\$ -
640	2/20/2012 - 9/27/2012	\$ 8,037.06	\$ 6,271.86	\$ -
641	2/20/2012 - 11/19/2012	\$ 276.98	\$ -	\$ -
642	2/20/2012 - 11/20/2012	\$ 116.57	\$ 127.90	\$ -
643	2/20/2012 - 11/28/2012	\$ 10.43	\$ -	\$ -
644	2/20/2012 - 12/24/2012	\$ 13.08	\$ 20.00	\$ -
645	2/20/2012 - 1/14/2013	\$ 667.66	\$ 720.75	\$ -
646	2/20/2012 - 1/14/2013	\$ 39.80	\$ 85.75	\$ -
647	2/20/2012 - 3/10/2013	\$ 20.83	\$ 20.00	\$ -
648	2/20/2012 - 3/18/2013	\$ 3,775.43	\$ 3,906.55	\$ -
649	2/20/2012 - 4/4/2013	\$ 112.40	\$ -	\$ -
650	2/20/2012 - 10/14/2013	\$ 670.47	\$ 296.75	\$ -
651	2/20/2012 - 10/14/2013	\$ 544.14	\$ 306.55	\$ -
652	2/20/2012 - 10/18/2013	\$ 399.67	\$ 19.61	\$ -
653	2/20/2012 - 12/7/2013	\$ 202.76	\$ -	\$ -
654	2/20/2012 - 12/9/2013	\$ 1,111.05	\$ 898.75	\$ -
655	2/20/2012 - 3/16/2014	\$ 3,432.27	\$ 3,302.26	\$ -
656	2/21/2012 - 2/21/2012	\$ -	\$ 12.00	\$ -
657	2/21/2012 - 2/21/2012	\$ -	\$ 50.00	\$ -
658	2/21/2012 - 2/21/2012	\$ -	\$ 10.00	\$ -
659	2/21/2012 - 2/21/2012	\$ -	\$ 60.00	\$ -
660	2/21/2012 - 2/22/2012	\$ -	\$ 14.00	\$ -

DollarMonster

Transactions by SolidTrustPay.com

		\$ 1,063,731.63	\$ 1,146,307.67	\$ 30,376.29
Investor No.	Investors' Date Range	Debit	Credit	Evans
		Amount	Amount	Amount
661	2/21/2012 - 5/4/2012	\$ 202.02	\$ 696.00	\$ -
662	2/22/2012 - 2/22/2012	\$ 45.47	\$ -	\$ -
663	2/22/2012 - 2/22/2012	\$ 45.47	\$ -	\$ -
664	2/22/2012 - 2/22/2012	\$ -	\$ 10.50	\$ -
665	2/22/2012 - 2/22/2012	\$ -	\$ 120.00	\$ -
666	2/22/2012 - 2/22/2012	\$ -	\$ 30.00	\$ -
667	2/22/2012 - 4/13/2012	\$ 75.26	\$ 23.00	\$ -
668	2/22/2012 - 4/22/2012	\$ 169.44	\$ 118.51	\$ -
669	2/22/2012 - 7/18/2013	\$ 73.33	\$ 180.00	\$ -
670	2/22/2012 - 10/20/2013	\$ 264.79	\$ 40.00	\$ -
671	2/22/2012 - 10/22/2013	\$ 353.41	\$ 56.00	\$ -
672	2/22/2012 - 1/15/2014	\$ 58.03	\$ 14.00	\$ -
673	2/23/2012 - 2/23/2012	\$ 45.47	\$ -	\$ -
674	2/23/2012 - 2/23/2012	\$ 45.47	\$ -	\$ -
675	2/23/2012 - 2/23/2012	\$ 27.21	\$ -	\$ -
676	2/23/2012 - 2/23/2012	\$ 21.44	\$ -	\$ -
677	2/23/2012 - 2/23/2012	\$ 19.52	\$ -	\$ -
678	2/23/2012 - 2/23/2012	\$ 16.64	\$ -	\$ -
679	2/23/2012 - 2/23/2012	\$ 16.64	\$ -	\$ -
680	2/23/2012 - 2/23/2012	\$ -	\$ 23.00	\$ -
681	2/23/2012 - 2/23/2012	\$ -	\$ 219.00	\$ -
682	2/23/2012 - 2/23/2012	\$ -	\$ 7.00	\$ -
683	2/23/2012 - 2/23/2012	\$ -	\$ 50.00	\$ -
684	2/23/2012 - 4/19/2012	\$ 33.88	\$ 75.45	\$ -
685	2/23/2012 - 6/29/2013	\$ 2,460.33	\$ 126.00	\$ -
686	2/23/2012 - 7/7/2013	\$ 689.94	\$ 511.20	\$ -
687	2/23/2012 - 1/2/2014	\$ 14.00	\$ 80.75	\$ -
688	2/24/2012 - 2/24/2012	\$ -	\$ 10.00	\$ -
689	2/24/2012 - 2/24/2012	\$ -	\$ 100.00	\$ -
690	2/24/2012 - 2/24/2012	\$ -	\$ 23.00	\$ -

DollarMonster

Transactions by SolidTrustPay.com

		\$ 1,063,731.63	\$ 1,146,307.67	\$ 30,376.29
Investor No.	Investors' Date Range	Debit	Credit	Evans
		Amount	Amount	Amount
691	2/24/2012 - 2/24/2012	\$ -	\$ 7.85	\$ -
692	2/24/2012 - 2/24/2012	\$ -	\$ 10.00	\$ -
693	2/24/2012 - 2/21/2013	\$ -	\$ 56.75	\$ -
694	2/25/2012 - 2/25/2012	\$ -	\$ 12.00	\$ -
695	2/25/2012 - 1/12/2013	\$ 89.37	\$ 77.75	\$ -
696	2/26/2012 - 2/26/2012	\$ -	\$ 10.00	\$ -
697	2/26/2012 - 2/26/2012	\$ -	\$ 15.00	\$ -
698	2/26/2012 - 10/5/2012	\$ 7.28	\$ 14.00	\$ -
699	2/27/2012 - 2/27/2012	\$ 9.94	\$ -	\$ -
700	2/27/2012 - 2/27/2012	\$ -	\$ 59.00	\$ -
701	2/27/2012 - 2/28/2012	\$ -	\$ 57.00	\$ -
702	2/27/2012 - 2/29/2012	\$ 14.06	\$ -	\$ -
703	2/27/2012 - 3/2/2012	\$ -	\$ 200.00	\$ -
704	2/27/2012 - 3/2/2012	\$ -	\$ 109.00	\$ -
705	2/27/2012 - 3/3/2012	\$ -	\$ 1,337.24	\$ -
706	2/27/2012 - 3/7/2012	\$ -	\$ 223.00	\$ -
707	2/27/2012 - 4/19/2012	\$ 134.17	\$ 84.00	\$ -
708	2/27/2012 - 12/2/2012	\$ 1,778.48	\$ 1,200.22	\$ -
709	2/27/2012 - 6/29/2013	\$ 20.94	\$ 37.21	\$ -
710	2/27/2012 - 10/18/2013	\$ 106.98	\$ -	\$ -
711	2/28/2012 - 2/28/2012	\$ 38.06	\$ -	\$ -
712	2/28/2012 - 2/28/2012	\$ -	\$ 49.00	\$ -
713	2/28/2012 - 2/28/2012	\$ -	\$ 30.00	\$ -
714	2/28/2012 - 2/28/2012	\$ -	\$ 18.00	\$ -
715	2/28/2012 - 2/28/2012	\$ -	\$ 85.00	\$ -
716	2/28/2012 - 2/28/2012	\$ -	\$ 31.00	\$ -
717	2/28/2012 - 2/28/2012	\$ -	\$ 9.00	\$ -
718	2/28/2012 - 2/28/2012	\$ -	\$ 7.00	\$ -
719	2/28/2012 - 2/28/2012	\$ -	\$ 7.00	\$ -
720	2/28/2012 - 2/28/2012	\$ -	\$ 10.00	\$ -

DollarMonster

Transactions by SolidTrustPay.com

\$ 1,063,731.63 \$ 1,146,307.67 \$ 30,376.29

Investor No.	Investors' Date Range	Debit	Credit	Evans
		Amount	Amount	Amount
721	2/28/2012 - 3/3/2012	\$ -	\$ 18.00	\$ -
722	2/28/2012 - 3/13/2012	\$ -	\$ 200.00	\$ -
723	2/28/2012 - 7/2/2013	\$ 2,564.67	\$ 2,338.75	\$ -
724	2/29/2012 - 2/29/2012	\$ -	\$ 52.00	\$ -
725	2/29/2012 - 2/29/2012	\$ -	\$ 17.48	\$ -
726	2/29/2012 - 4/5/2012	\$ 214.86	\$ -	\$ -
727	2/29/2012 - 4/23/2012	\$ 607.73	\$ 256.70	\$ -
728	2/29/2012 - 8/2/2012	\$ 8.93	\$ 20.00	\$ -
729	2/29/2012 - 8/7/2012	\$ 9.00	\$ 781.75	\$ -
730	2/29/2012 - 7/29/2013	\$ 62.23	\$ 124.00	\$ -
731	2/29/2012 - 1/2/2014	\$ 1,265.49	\$ 1,529.15	\$ -
732	3/1/2012 - 3/1/2012	\$ -	\$ 7.00	\$ -
733	3/1/2012 - 3/1/2012	\$ -	\$ 19.50	\$ -
734	3/1/2012 - 3/1/2012	\$ -	\$ 51.00	\$ -
735	3/1/2012 - 3/4/2012	\$ -	\$ 130.00	\$ -
736	3/1/2012 - 1/18/2013	\$ -	\$ 864.75	\$ -
737	3/1/2012 - 5/17/2013	\$ 847.56	\$ 3,007.25	\$ -
738	3/2/2012 - 3/2/2012	\$ -	\$ 55.00	\$ -
739	3/2/2012 - 3/2/2012	\$ -	\$ 30.00	\$ -
740	3/2/2012 - 3/2/2012	\$ -	\$ 15.00	\$ -
741	3/2/2012 - 3/2/2012	\$ -	\$ 138.00	\$ -
742	3/2/2012 - 8/16/2012	\$ 9.00	\$ 6.75	\$ -
743	3/2/2012 - 10/4/2012	\$ 16.28	\$ 6.75	\$ -
744	3/3/2012 - 3/3/2012	\$ -	\$ 135.00	\$ -
745	3/3/2012 - 3/3/2012	\$ -	\$ 7.00	\$ -
746	3/3/2012 - 4/21/2012	\$ 738.64	\$ 500.00	\$ -
747	3/3/2012 - 8/24/2012	\$ 2,250.52	\$ 1,975.25	\$ -
748	3/4/2012 - 3/6/2012	\$ -	\$ 32.55	\$ -
749	3/4/2012 - 5/5/2012	\$ -	\$ 17.00	\$ -
750	3/4/2012 - 9/17/2013	\$ 13,135.08	\$ 12,401.17	\$ -

DollarMonster

Transactions by SolidTrustPay.com

\$ 1,063,731.63 \$ 1,146,307.67 \$ 30,376.29

Investor No.	Investors' Date Range	Debit	Credit	Evans
		Amount	Amount	Amount
751	3/5/2012 - 3/5/2012	\$ 93.52	\$ -	\$ -
752	3/5/2012 - 3/9/2012	\$ 331.19	\$ -	\$ -
753	3/5/2012 - 8/8/2012	\$ 227.38	\$ 57.00	\$ -
754	3/5/2012 - 11/21/2012	\$ 453.39	\$ 547.84	\$ -
755	3/6/2012 - 3/6/2012	\$ -	\$ 35.00	\$ -
756	3/6/2012 - 3/6/2012	\$ -	\$ 40.00	\$ -
757	3/6/2012 - 5/25/2012	\$ -	\$ 105.00	\$ -
758	3/7/2012 - 3/7/2012	\$ -	\$ 12.00	\$ -
759	3/7/2012 - 3/12/2012	\$ -	\$ 192.00	\$ -
760	3/7/2012 - 5/2/2012	\$ 1,633.72	\$ 2,071.50	\$ -
761	3/7/2012 - 10/17/2012	\$ 10.00	\$ 21.75	\$ -
762	3/8/2012 - 3/8/2012	\$ -	\$ 10.00	\$ -
763	3/8/2012 - 3/8/2012	\$ -	\$ 10.00	\$ -
764	3/8/2012 - 3/8/2012	\$ -	\$ 25.00	\$ -
765	3/8/2012 - 3/8/2012	\$ -	\$ 65.00	\$ -
766	3/9/2012 - 3/9/2012	\$ -	\$ 90.00	\$ -
767	3/9/2012 - 3/9/2012	\$ -	\$ 10.00	\$ -
768	3/9/2012 - 3/9/2012	\$ -	\$ 7.85	\$ -
769	3/10/2012 - 3/10/2012	\$ -	\$ 11.00	\$ -
770	3/11/2012 - 3/11/2012	\$ -	\$ 40.00	\$ -
771	3/12/2012 - 3/12/2012	\$ 7.03	\$ -	\$ -
772	3/12/2012 - 3/12/2012	\$ 4.15	\$ -	\$ -
773	3/13/2012 - 1/1/2013	\$ 10.00	\$ 21.75	\$ -
774	3/14/2012 - 3/14/2012	\$ -	\$ 145.00	\$ -
775	3/14/2012 - 12/5/2012	\$ 543.77	\$ 151.00	\$ -
776	3/15/2012 - 3/15/2012	\$ -	\$ 12.00	\$ -
777	3/15/2012 - 4/28/2012	\$ 450.38	\$ 292.00	\$ -
778	3/16/2012 - 3/16/2012	\$ 40.66	\$ -	\$ -
779	3/16/2012 - 5/1/2012	\$ 1,637.47	\$ 1,235.50	\$ -
780	3/16/2012 - 3/18/2013	\$ 366.16	\$ 25.00	\$ -

DollarMonster

Transactions by SolidTrustPay.com

		\$ 1,063,731.63	\$ 1,146,307.67	\$ 30,376.29
		Debit	Credit	Evans
Investor No.	Investors' Date Range	Amount	Amount	Amount
781	3/16/2012 - 5/18/2013	\$ 17,266.61	\$ 14,292.25	\$ -
782	3/16/2012 - 1/10/2014	\$ 1,067.51	\$ 833.26	\$ -
783	3/16/2012 - 2/28/2014	\$ 270.53	\$ 175.00	\$ -
784	3/17/2012 - 12/29/2012	\$ 332.14	\$ 708.75	\$ -
785	3/18/2012 - 3/18/2012	\$ 45.47	\$ -	\$ -
786	3/18/2012 - 3/18/2012	\$ -	\$ 7.00	\$ -
787	3/18/2012 - 3/18/2012	\$ -	\$ 7.00	\$ -
788	3/18/2012 - 8/23/2012	\$ 49.49	\$ 76.75	\$ -
789	3/19/2012 - 3/19/2012	\$ -	\$ 50.00	\$ -
790	3/20/2012 - 3/1/2014	\$ 57,227.03	\$ 44,032.15	\$ -
791	3/21/2012 - 4/24/2012	\$ 547.76	\$ 383.11	\$ -
792	3/21/2012 - 9/12/2012	\$ 5,715.16	\$ 4,849.25	\$ -
793	3/22/2012 - 1/12/2014	\$ 1,125.89	\$ 1,321.00	\$ -
794	3/22/2012 - 3/6/2014	\$ 3,207.89	\$ 1,989.93	\$ -
795	3/23/2012 - 3/23/2012	\$ 4.15	\$ -	\$ -
796	3/23/2012 - 3/23/2012	\$ 4.15	\$ -	\$ -
797	3/23/2012 - 3/23/2012	\$ 4.15	\$ -	\$ -
798	3/23/2012 - 3/23/2012	\$ 4.15	\$ -	\$ -
799	3/23/2012 - 3/23/2012	\$ 4.15	\$ -	\$ -
800	3/23/2012 - 4/19/2012	\$ 60.03	\$ 70.69	\$ -
801	3/23/2012 - 5/11/2012	\$ 686.08	\$ 650.84	\$ -
802	3/23/2012 - 1/18/2013	\$ 10.00	\$ 6.75	\$ -
803	3/23/2012 - 7/18/2013	\$ 2,263.84	\$ 1,564.53	\$ -
804	3/25/2012 - 4/12/2013	\$ 589.15	\$ 499.00	\$ -
805	3/26/2012 - 3/31/2012	\$ 176.06	\$ 98.00	\$ -
806	3/26/2012 - 4/24/2012	\$ 125.76	\$ 110.00	\$ -
807	3/26/2012 - 4/19/2013	\$ 3,496.37	\$ 3,843.88	\$ -
808	3/26/2012 - 4/25/2013	\$ 1,978.58	\$ 1,863.03	\$ -
809	3/27/2012 - 8/9/2012	\$ 24.36	\$ 12.00	\$ -
810	3/27/2012 - 8/14/2012	\$ 180.47	\$ 166.50	\$ -

DollarMonster

Transactions by SolidTrustPay.com

		\$ 1,063,731.63	\$ 1,146,307.67	\$ 30,376.29
Investor No.	Investors' Date Range	Debit	Credit	Evans
		Amount	Amount	Amount
811	3/27/2012 - 7/24/2013	\$ 254.92	\$ 696.75	\$ -
812	3/27/2012 - 9/20/2013	\$ 7,135.55	\$ 8,631.65	\$ -
813	3/27/2012 - 12/6/2013	\$ 4,905.42	\$ 4,417.62	\$ -
814	3/28/2012 - 7/29/2013	\$ 759.58	\$ 800.05	\$ -
815	3/29/2012 - 4/2/2012	\$ 8.44	\$ 6.00	\$ -
816	3/29/2012 - 7/9/2012	\$ 163.76	\$ 164.50	\$ -
817	3/29/2012 - 8/3/2012	\$ 1,261.81	\$ 706.00	\$ -
818	3/30/2012 - 4/21/2012	\$ 800.94	\$ 845.32	\$ -
819	3/30/2012 - 7/18/2013	\$ 246.09	\$ 216.63	\$ -
820	3/31/2012 - 3/31/2012	\$ 2.00	\$ -	\$ -
821	3/31/2012 - 10/14/2012	\$ 703.77	\$ 720.00	\$ -
822	3/31/2012 - 7/24/2013	\$ 1,256.55	\$ 1,384.50	\$ -
823	4/1/2012 - 4/3/2012	\$ 15.72	\$ 10.00	\$ -
824	4/1/2012 - 4/23/2012	\$ 288.92	\$ 323.39	\$ -
825	4/1/2012 - 4/24/2012	\$ 367.62	\$ 360.00	\$ -
826	4/1/2012 - 1/12/2013	\$ 3,066.35	\$ 2,616.79	\$ -
827	4/1/2012 - 6/2/2013	\$ 7,086.24	\$ 6,136.00	\$ -
828	4/1/2012 - 7/24/2013	\$ 6,652.18	\$ 5,806.75	\$ -
829	4/2/2012 - 4/20/2012	\$ 187.92	\$ 166.75	\$ -
830	4/2/2012 - 4/24/2012	\$ 324.42	\$ 323.54	\$ -
831	4/2/2012 - 11/20/2012	\$ 6,476.46	\$ 4,035.37	\$ -
832	4/2/2012 - 12/20/2012	\$ 2,360.42	\$ 2,185.59	\$ -
833	4/2/2012 - 2/25/2013	\$ 89.86	\$ 58.00	\$ -
834	4/2/2012 - 5/15/2013	\$ 1,380.82	\$ 911.75	\$ -
835	4/2/2012 - 3/1/2014	\$ 932.95	\$ 487.03	\$ -
836	4/3/2012 - 4/22/2012	\$ 379.92	\$ 314.00	\$ -
837	4/3/2012 - 4/23/2012	\$ 16.88	\$ 21.55	\$ -
838	4/3/2012 - 4/26/2012	\$ 482.50	\$ 457.18	\$ -
839	4/3/2012 - 5/22/2012	\$ 28.95	\$ 26.00	\$ -
840	4/3/2012 - 6/16/2012	\$ 304.88	\$ 245.30	\$ -

DollarMonster

Transactions by SolidTrustPay.com

\$ 1,063,731.63 \$ 1,146,307.67 \$ 30,376.29

Investor No.	Investors' Date Range	Debit	Credit	Evans
		Amount	Amount	Amount
841	4/3/2012 - 6/22/2012	\$ 150.15	\$ 152.00	\$ -
842	4/3/2012 - 7/1/2012	\$ 225.64	\$ 238.49	\$ -
843	4/3/2012 - 12/1/2012	\$ 6,880.37	\$ 5,745.75	\$ -
844	4/3/2012 - 1/13/2013	\$ 475.52	\$ 337.50	\$ -
845	4/3/2012 - 1/24/2013	\$ 2,406.78	\$ 1,942.00	\$ -
846	4/3/2012 - 4/25/2013	\$ 898.86	\$ 980.73	\$ -
847	4/3/2012 - 5/21/2013	\$ 179.70	\$ 126.75	\$ -
848	4/3/2012 - 7/22/2013	\$ 17.90	\$ 40.00	\$ -
849	4/3/2012 - 9/18/2013	\$ 4,961.40	\$ 5,616.86	\$ -
850	4/3/2012 - 9/20/2013	\$ 1,763.36	\$ 1,571.64	\$ -
851	4/3/2012 - 10/14/2013	\$ 1,614.33	\$ 1,450.75	\$ -
852	4/3/2012 - 10/18/2013	\$ 578.82	\$ 580.75	\$ -
853	4/4/2012 - 4/4/2012	\$ 86.52	\$ -	\$ -
854	4/4/2012 - 4/4/2012	\$ 39.70	\$ -	\$ -
855	4/4/2012 - 4/4/2012	\$ 7.03	\$ -	\$ -
856	4/4/2012 - 4/4/2012	\$ 5.11	\$ -	\$ -
857	4/4/2012 - 4/11/2012	\$ 36.90	\$ 23.00	\$ -
858	4/4/2012 - 4/11/2012	\$ 18.68	\$ 13.00	\$ -
859	4/4/2012 - 4/13/2012	\$ 149.86	\$ 85.00	\$ -
860	4/4/2012 - 4/19/2012	\$ 1,449.58	\$ 651.00	\$ -
861	4/4/2012 - 4/19/2012	\$ 652.40	\$ 688.32	\$ -
862	4/4/2012 - 4/19/2012	\$ 36.24	\$ 51.00	\$ -
863	4/4/2012 - 4/19/2012	\$ 31.00	\$ 22.52	\$ -
864	4/4/2012 - 4/21/2012	\$ 189.08	\$ 219.99	\$ -
865	4/4/2012 - 4/22/2012	\$ 1,595.90	\$ 1,091.00	\$ -
866	4/4/2012 - 4/22/2012	\$ 508.30	\$ 547.47	\$ -
867	4/4/2012 - 4/22/2012	\$ 43.54	\$ 42.00	\$ -
868	4/4/2012 - 4/23/2012	\$ 644.88	\$ 559.43	\$ -
869	4/4/2012 - 4/23/2012	\$ 104.26	\$ 113.34	\$ -
870	4/4/2012 - 4/26/2012	\$ 161.48	\$ 255.74	\$ -

DollarMonster

Transactions by SolidTrustPay.com

		\$ 1,063,731.63	\$ 1,146,307.67	\$ 30,376.29
		Debit	Credit	Evans
Investor No.	Investors' Date Range	Amount	Amount	Amount
871	4/4/2012 - 5/3/2012	\$ 2,336.10	\$ 6,240.00	\$ -
872	4/4/2012 - 5/20/2012	\$ 2,047.10	\$ 1,514.25	\$ -
873	4/4/2012 - 6/3/2012	\$ 91.60	\$ 119.50	\$ -
874	4/4/2012 - 8/8/2012	\$ 900.33	\$ 1,516.00	\$ -
875	4/4/2012 - 8/19/2012	\$ 167.80	\$ 10.00	\$ -
876	4/4/2012 - 11/4/2012	\$ 1,102.40	\$ 1,397.94	\$ -
877	4/4/2012 - 11/27/2012	\$ 2,083.62	\$ 1,331.14	\$ -
878	4/4/2012 - 11/30/2012	\$ 1,199.90	\$ 1,193.85	\$ -
879	4/4/2012 - 12/11/2012	\$ 2,190.38	\$ 383.00	\$ -
880	4/4/2012 - 3/19/2013	\$ 3,526.94	\$ 3,072.00	\$ -
881	4/4/2012 - 5/15/2013	\$ 3,079.71	\$ 2,176.15	\$ -
882	4/4/2012 - 5/15/2013	\$ 2,820.34	\$ 3,113.50	\$ -
883	4/4/2012 - 7/10/2013	\$ 663.12	\$ 428.17	\$ -
884	4/4/2012 - 7/22/2013	\$ 1,586.87	\$ 1,006.90	\$ -
885	4/4/2012 - 7/22/2013	\$ 110.08	\$ 196.00	\$ -
886	4/4/2012 - 7/29/2013	\$ 402.84	\$ 233.85	\$ -
887	4/4/2012 - 11/19/2013	\$ 183.33	\$ 9.40	\$ -
888	4/5/2012 - 4/5/2012	\$ 28.48	\$ -	\$ -
889	4/5/2012 - 4/5/2012	\$ 23.00	\$ -	\$ -
890	4/5/2012 - 4/16/2012	\$ 67.20	\$ 39.63	\$ -
891	4/5/2012 - 4/19/2012	\$ 781.44	\$ 1,015.88	\$ -
892	4/5/2012 - 4/23/2012	\$ 1,121.24	\$ 1,025.00	\$ -
893	4/5/2012 - 4/23/2012	\$ 914.22	\$ 910.00	\$ -
894	4/5/2012 - 4/23/2012	\$ 390.18	\$ 332.59	\$ -
895	4/5/2012 - 4/23/2012	\$ 274.66	\$ 1,125.93	\$ -
896	4/5/2012 - 4/27/2012	\$ 688.74	\$ 876.02	\$ -
897	4/5/2012 - 5/1/2012	\$ 244.62	\$ 340.00	\$ -
898	4/5/2012 - 7/26/2012	\$ 295.91	\$ 178.08	\$ -
899	4/5/2012 - 9/7/2012	\$ 1,614.12	\$ 1,294.75	\$ -
900	4/5/2012 - 11/20/2012	\$ 531.75	\$ 551.79	\$ -

DollarMonster

Transactions by SolidTrustPay.com

		\$ 1,063,731.63	\$ 1,146,307.67	\$ 30,376.29
Investor No.	Investors' Date Range	Debit	Credit	Evans
		Amount	Amount	Amount
901	4/5/2012 - 11/22/2012	\$ 354.22	\$ 316.95	\$ -
902	4/5/2012 - 4/21/2013	\$ 566.94	\$ 565.00	\$ -
903	4/5/2012 - 7/25/2013	\$ 597.11	\$ 385.95	\$ -
904	4/5/2012 - 8/26/2013	\$ 970.09	\$ 1,098.30	\$ -
905	4/5/2012 - 12/24/2013	\$ 1,975.54	\$ 2,284.94	\$ -
906	4/6/2012 - 4/6/2012	\$ 179.70	\$ -	\$ -
907	4/6/2012 - 4/6/2012	\$ -	\$ 25.00	\$ -
908	4/6/2012 - 4/6/2012	\$ -	\$ 6.00	\$ -
909	4/6/2012 - 4/19/2012	\$ 143.36	\$ 139.30	\$ -
910	4/6/2012 - 4/19/2012	\$ 131.64	\$ 165.00	\$ -
911	4/6/2012 - 4/22/2012	\$ 231.86	\$ 270.00	\$ -
912	4/6/2012 - 4/22/2012	\$ 146.48	\$ 179.13	\$ -
913	4/6/2012 - 4/22/2012	\$ 23.52	\$ 28.65	\$ -
914	4/6/2012 - 4/23/2012	\$ 83.36	\$ 87.36	\$ -
915	4/6/2012 - 4/26/2012	\$ 470.42	\$ 560.01	\$ -
916	4/6/2012 - 4/28/2012	\$ 1,001.68	\$ 1,350.64	\$ -
917	4/6/2012 - 4/30/2012	\$ 27.80	\$ 36.00	\$ -
918	4/6/2012 - 5/10/2012	\$ 233.08	\$ 262.05	\$ -
919	4/6/2012 - 6/11/2012	\$ 58.09	\$ 60.00	\$ -
920	4/6/2012 - 11/20/2012	\$ 20.08	\$ 28.00	\$ -
921	4/6/2012 - 12/1/2012	\$ 63.46	\$ 60.00	\$ -
922	4/6/2012 - 1/5/2013	\$ 160.00	\$ 36.75	\$ -
923	4/6/2012 - 1/24/2013	\$ 1,068.58	\$ 1,251.52	\$ -
924	4/6/2012 - 3/20/2013	\$ 12.00	\$ 6.75	\$ -
925	4/6/2012 - 6/17/2013	\$ 48,978.53	\$ 47,527.00	\$ -
926	4/6/2012 - 7/1/2013	\$ 489.24	\$ 686.00	\$ -
927	4/6/2012 - 2/24/2014	\$ 10,776.08	\$ 10,708.29	\$ -
928	4/7/2012 - 5/10/2012	\$ 458.96	\$ 460.40	\$ -
929	4/7/2012 - 8/2/2012	\$ 47.01	\$ 53.65	\$ -
930	4/7/2012 - 8/3/2012	\$ 8.93	\$ 23.91	\$ -

DollarMonster

Transactions by SolidTrustPay.com

		\$ 1,063,731.63	\$ 1,146,307.67	\$ 30,376.29
Investor No.	Investors' Date Range	Debit	Credit	Evans
		Amount	Amount	Amount
931	4/7/2012 - 8/5/2012	\$ 1,041.50	\$ 2,190.57	\$ -
932	4/7/2012 - 12/19/2012	\$ 498.44	\$ 738.43	\$ -
933	4/7/2012 - 12/12/2013	\$ 279.46	\$ 395.08	\$ -
934	4/8/2012 - 4/14/2012	\$ 176.06	\$ 98.00	\$ -
935	4/8/2012 - 4/20/2012	\$ 8.44	\$ 14.00	\$ -
936	4/8/2012 - 4/24/2012	\$ 851.12	\$ 1,011.00	\$ -
937	4/8/2012 - 4/25/2012	\$ 1,963.26	\$ 200.00	\$ -
938	4/8/2012 - 5/2/2012	\$ 137.12	\$ 78.00	\$ -
939	4/8/2012 - 5/10/2012	\$ 735.50	\$ 246.00	\$ -
940	4/8/2012 - 5/11/2012	\$ 898.50	\$ 500.00	\$ -
941	4/8/2012 - 5/17/2012	\$ 43.04	\$ 25.00	\$ -
942	4/8/2012 - 5/18/2012	\$ 56.28	\$ 265.00	\$ -
943	4/8/2012 - 12/5/2012	\$ 434.90	\$ 581.19	\$ -
944	4/8/2012 - 1/30/2013	\$ 593.20	\$ 495.35	\$ -
945	4/8/2012 - 9/10/2013	\$ 1,936.22	\$ 2,447.75	\$ -
946	4/9/2012 - 4/9/2012	\$ -	\$ 20.00	\$ -
947	4/9/2012 - 4/17/2012	\$ 141.44	\$ 558.00	\$ -
948	4/9/2012 - 4/18/2012	\$ 90.36	\$ 139.72	\$ -
949	4/9/2012 - 4/18/2012	\$ 33.94	\$ 40.00	\$ -
950	4/9/2012 - 4/18/2012	\$ 32.94	\$ 51.45	\$ -
951	4/9/2012 - 4/18/2012	\$ 23.00	\$ 89.00	\$ -
952	4/9/2012 - 4/23/2012	\$ 10.26	\$ 216.50	\$ -
953	4/9/2012 - 5/4/2012	\$ 69.50	\$ 86.50	\$ -
954	4/9/2012 - 5/6/2012	\$ 49.68	\$ 30.00	\$ -
955	4/9/2012 - 5/8/2012	\$ 390.60	\$ 432.49	\$ -
956	4/9/2012 - 5/9/2012	\$ 251.90	\$ 199.75	\$ -
957	4/9/2012 - 5/15/2012	\$ 111.60	\$ 64.00	\$ -
958	4/9/2012 - 5/16/2012	\$ 122.54	\$ 70.00	\$ -
959	4/9/2012 - 5/18/2012	\$ 113.04	\$ 64.79	\$ -
960	4/9/2012 - 6/3/2012	\$ 1,006.32	\$ 1,467.00	\$ -

DollarMonster

Transactions by SolidTrustPay.com

\$ 1,063,731.63 \$ 1,146,307.67 \$ 30,376.29

Investor No.	Investors' Date Range	Debit	Credit	Evans
		Amount	Amount	Amount
961	4/9/2012 - 6/8/2012	\$ 149.19	\$ 166.00	\$ -
962	4/9/2012 - 8/16/2012	\$ 1,501.20	\$ 846.00	\$ -
963	4/9/2012 - 9/27/2012	\$ 473.83	\$ 823.40	\$ -
964	4/9/2012 - 11/23/2012	\$ 614.26	\$ 840.37	\$ -
965	4/9/2012 - 12/2/2012	\$ 1,353.40	\$ 1,450.50	\$ -
966	4/9/2012 - 12/5/2012	\$ 631.54	\$ 494.00	\$ -
967	4/9/2012 - 2/23/2013	\$ 1,489.44	\$ 1,591.00	\$ -
968	4/9/2012 - 6/29/2013	\$ 574.95	\$ 76.00	\$ -
969	4/9/2012 - 9/17/2013	\$ 88.60	\$ 135.00	\$ -
970	4/9/2012 - 10/5/2013	\$ 1,427.28	\$ 2,487.75	\$ -
971	4/9/2012 - 11/2/2013	\$ 63.32	\$ 94.57	\$ -
972	4/9/2012 - 3/12/2014	\$ 2,162.12	\$ 1,923.30	\$ -
973	4/9/2012 - 4/8/2014	\$ 47,672.08	\$ 65,181.46	\$ -
974	4/10/2012 - 4/18/2012	\$ 24.84	\$ 41.00	\$ -
975	4/10/2012 - 4/18/2012	\$ 23.92	\$ 37.50	\$ -
976	4/10/2012 - 4/18/2012	\$ 15.00	\$ 24.12	\$ -
977	4/10/2012 - 4/19/2012	\$ 212.72	\$ 328.56	\$ -
978	4/10/2012 - 4/19/2012	\$ 70.38	\$ 80.00	\$ -
979	4/10/2012 - 4/19/2012	\$ 61.26	\$ 92.00	\$ -
980	4/10/2012 - 4/19/2012	\$ 60.18	\$ 99.60	\$ -
981	4/10/2012 - 4/19/2012	\$ 8.44	\$ 17.00	\$ -
982	4/10/2012 - 4/20/2012	\$ 179.70	\$ 270.00	\$ -
983	4/10/2012 - 4/21/2012	\$ 15.72	\$ 66.58	\$ -
984	4/10/2012 - 4/22/2012	\$ 478.98	\$ 1,202.04	\$ -
985	4/10/2012 - 4/23/2012	\$ 737.48	\$ 957.00	\$ -
986	4/10/2012 - 6/4/2012	\$ 177.20	\$ 2,500.00	\$ -
987	4/10/2012 - 6/9/2012	\$ 123.59	\$ 189.56	\$ -
988	4/10/2012 - 8/13/2012	\$ 51.98	\$ 351.00	\$ -
989	4/10/2012 - 9/27/2012	\$ 38.40	\$ 49.00	\$ -
990	4/10/2012 - 11/4/2012	\$ 10.34	\$ 38.00	\$ -

DollarMonster

Transactions by SolidTrustPay.com

		\$ 1,063,731.63	\$ 1,146,307.67	\$ 30,376.29
		Debit	Credit	Evans
Investor No.	Investors' Date Range	Amount	Amount	Amount
991	4/10/2012 - 2/11/2013	\$ 79.50	\$ 170.00	\$ -
992	4/10/2012 - 3/19/2013	\$ 1,934.47	\$ 2,073.27	\$ -
993	4/10/2012 - 7/2/2013	\$ 171.64	\$ 498.75	\$ -
994	4/10/2012 - 7/25/2013	\$ 123.87	\$ 212.90	\$ -
995	4/10/2012 - 9/3/2013	\$ 388.19	\$ 979.75	\$ -
996	4/10/2012 - 10/18/2013	\$ 1,625.57	\$ 619.86	\$ -
997	4/10/2012 - 12/7/2013	\$ 144.33	\$ 83.00	\$ -
998	4/11/2012 - 4/11/2012	\$ -	\$ 13.00	\$ -
999	4/11/2012 - 4/20/2012	\$ 32.94	\$ 51.45	\$ -
1,000	4/11/2012 - 4/20/2012	\$ 13.90	\$ 23.20	\$ -
1,001	4/11/2012 - 4/21/2012	\$ 204.52	\$ 240.00	\$ -
1,002	4/11/2012 - 4/21/2012	\$ 179.70	\$ 279.70	\$ -
1,003	4/11/2012 - 4/21/2012	\$ 61.26	\$ 95.00	\$ -
1,004	4/11/2012 - 4/22/2012	\$ 118.90	\$ 187.79	\$ -
1,005	4/11/2012 - 4/22/2012	\$ 19.36	\$ 68.75	\$ -
1,006	4/11/2012 - 4/23/2012	\$ 488.44	\$ 1,059.30	\$ -
1,007	4/11/2012 - 4/23/2012	\$ 359.40	\$ 558.00	\$ -
1,008	4/11/2012 - 5/8/2012	\$ -	\$ 28.12	\$ -
1,009	4/11/2012 - 5/10/2012	\$ 1,107.54	\$ 2,954.42	\$ -
1,010	4/11/2012 - 8/16/2012	\$ 512.92	\$ 1,486.00	\$ -
1,011	4/11/2012 - 11/21/2012	\$ 204.98	\$ 310.75	\$ -
1,012	4/11/2012 - 11/29/2012	\$ 221.88	\$ 279.75	\$ -
1,013	4/11/2012 - 3/10/2013	\$ 796.70	\$ 1,143.41	\$ -
1,014	4/12/2012 - 4/12/2012	\$ 237.32	\$ -	\$ -
1,015	4/12/2012 - 4/12/2012	\$ -	\$ 73.63	\$ -
1,016	4/12/2012 - 4/21/2012	\$ 85.62	\$ 49.74	\$ -
1,017	4/12/2012 - 4/21/2012	\$ 15.72	\$ 10.00	\$ -
1,018	4/12/2012 - 4/21/2012	\$ 15.72	\$ 10.00	\$ -
1,019	4/12/2012 - 4/22/2012	\$ 215.28	\$ 334.90	\$ -
1,020	4/12/2012 - 4/22/2012	\$ 179.70	\$ 276.00	\$ -

DollarMonster

Transactions by SolidTrustPay.com

		\$ 1,063,731.63	\$ 1,146,307.67	\$ 30,376.29
		Debit	Credit	Evans
Investor No.	Investors' Date Range	Amount	Amount	Amount
1,021	4/12/2012 - 4/22/2012	\$ 156.02	\$ 87.00	\$ -
1,022	4/12/2012 - 4/22/2012	\$ 109.92	\$ 216.07	\$ -
1,023	4/12/2012 - 4/22/2012	\$ 75.84	\$ 116.00	\$ -
1,024	4/12/2012 - 4/22/2012	\$ 31.20	\$ 37.10	\$ -
1,025	4/12/2012 - 4/23/2012	\$ 177.20	\$ 360.00	\$ -
1,026	4/12/2012 - 4/23/2012	\$ 177.14	\$ 272.97	\$ -
1,027	4/12/2012 - 4/23/2012	\$ 11.72	\$ 31.30	\$ -
1,028	4/12/2012 - 4/24/2012	\$ 1,437.60	\$ 2,100.00	\$ -
1,029	4/12/2012 - 4/24/2012	\$ 101.36	\$ 171.00	\$ -
1,030	4/12/2012 - 6/10/2012	\$ 228.22	\$ 222.00	\$ -
1,031	4/12/2012 - 7/31/2012	\$ 347.90	\$ 702.85	\$ -
1,032	4/12/2012 - 9/6/2012	\$ 37.41	\$ 37.00	\$ -
1,033	4/12/2012 - 8/23/2013	\$ 154.90	\$ 269.45	\$ -
1,034	4/13/2012 - 4/22/2012	\$ 332.32	\$ 180.87	\$ -
1,035	4/13/2012 - 4/22/2012	\$ 176.52	\$ 408.25	\$ -
1,036	4/13/2012 - 4/22/2012	\$ 79.50	\$ 123.31	\$ -
1,037	4/13/2012 - 4/22/2012	\$ 30.76	\$ 43.31	\$ -
1,038	4/13/2012 - 4/22/2012	\$ 15.72	\$ 150.00	\$ -
1,039	4/13/2012 - 4/22/2012	\$ 15.72	\$ 30.00	\$ -
1,040	4/13/2012 - 4/22/2012	\$ 12.08	\$ 20.08	\$ -
1,041	4/13/2012 - 4/24/2012	\$ 898.50	\$ 1,450.00	\$ -
1,042	4/13/2012 - 4/25/2012	\$ 359.40	\$ 600.00	\$ -
1,043	4/13/2012 - 4/25/2012	\$ 125.04	\$ 170.00	\$ -
1,044	4/13/2012 - 6/3/2012	\$ 181.70	\$ 306.75	\$ -
1,045	4/13/2012 - 6/4/2012	\$ 639.70	\$ 3,332.68	\$ -
1,046	4/13/2012 - 6/9/2012	\$ 325.92	\$ 812.45	\$ -
1,047	4/13/2012 - 8/24/2012	\$ 249.63	\$ 353.93	\$ -
1,048	4/13/2012 - 12/5/2012	\$ 353.85	\$ 275.00	\$ -
1,049	4/13/2012 - 2/24/2013	\$ 1,939.36	\$ 2,856.40	\$ -
1,050	4/13/2012 - 4/5/2013	\$ 308.90	\$ 381.00	\$ -

DollarMonster

Transactions by SolidTrustPay.com

		\$ 1,063,731.63	\$ 1,146,307.67	\$ 30,376.29
		Debit	Credit	Evans
Investor No.	Investors' Date Range	Amount	Amount	Amount
1,051	4/13/2012 - 4/15/2013	\$ 188.70	\$ 200.00	\$ -
1,052	4/13/2012 - 11/29/2013	\$ 46.00	\$ 65.50	\$ -
1,053	4/14/2012 - 4/22/2012	\$ 246.44	\$ 479.00	\$ -
1,054	4/14/2012 - 4/23/2012	\$ 48.52	\$ 76.00	\$ -
1,055	4/14/2012 - 4/23/2012	\$ 37.80	\$ 58.12	\$ -
1,056	4/14/2012 - 4/23/2012	\$ 36.68	\$ 57.36	\$ -
1,057	4/14/2012 - 4/23/2012	\$ 15.72	\$ 25.72	\$ -
1,058	4/14/2012 - 4/24/2012	\$ 94.06	\$ 248.00	\$ -
1,059	4/14/2012 - 4/24/2012	\$ 94.06	\$ 248.00	\$ -
1,060	4/14/2012 - 5/1/2012	\$ 138.26	\$ 563.00	\$ -
1,061	4/14/2012 - 7/20/2012	\$ 31.29	\$ 82.64	\$ -
1,062	4/14/2012 - 8/3/2012	\$ 33.94	\$ 66.75	\$ -
1,063	4/14/2012 - 11/20/2012	\$ 443.56	\$ 583.05	\$ -
1,064	4/14/2012 - 2/15/2013	\$ 250.24	\$ 338.00	\$ -
1,065	4/14/2012 - 2/25/2013	\$ 126.98	\$ 91.41	\$ -
1,066	4/14/2012 - 3/7/2013	\$ 111.12	\$ 741.75	\$ -
1,067	4/14/2012 - 7/22/2013	\$ 1,374.04	\$ 2,754.70	\$ -
1,068	4/14/2012 - 7/22/2013	\$ 38.18	\$ 53.00	\$ -
1,069	4/15/2012 - 4/24/2012	\$ 539.10	\$ 844.14	\$ -
1,070	4/15/2012 - 4/24/2012	\$ 24.16	\$ 52.00	\$ -
1,071	4/15/2012 - 4/29/2012	\$ 86.10	\$ 93.00	\$ -
1,072	4/15/2012 - 8/3/2012	\$ 189.54	\$ 418.50	\$ -
1,073	4/15/2012 - 10/20/2013	\$ 42.06	\$ 58.30	\$ -
1,074	4/16/2012 - 4/16/2012	\$ 381.82	\$ -	\$ -
1,075	4/16/2012 - 4/16/2012	\$ -	\$ 100.00	\$ -
1,076	4/16/2012 - 4/16/2012	\$ -	\$ 10.00	\$ -
1,077	4/16/2012 - 4/24/2012	\$ 39.40	\$ 62.00	\$ -
1,078	4/16/2012 - 4/24/2012	\$ 33.94	\$ 20.00	\$ -
1,079	4/16/2012 - 4/24/2012	\$ 12.08	\$ 19.00	\$ -
1,080	4/16/2012 - 4/25/2012	\$ 61.26	\$ 140.00	\$ -

DollarMonster

Transactions by SolidTrustPay.com

		\$ 1,063,731.63	\$ 1,146,307.67	\$ 30,376.29
		Debit	Credit	Evans
Investor No.	Investors' Date Range	Amount	Amount	Amount
1,081	4/16/2012 - 4/25/2012	\$ 44.88	\$ 70.00	\$ -
1,082	4/16/2012 - 4/25/2012	\$ 33.94	\$ 20.00	\$ -
1,083	4/16/2012 - 4/25/2012	\$ 23.00	\$ 36.75	\$ -
1,084	4/16/2012 - 4/27/2012	\$ 179.70	\$ 279.70	\$ -
1,085	4/16/2012 - 4/29/2012	\$ 539.10	\$ 1,365.00	\$ -
1,086	4/16/2012 - 4/30/2012	\$ 41.22	\$ 62.00	\$ -
1,087	4/16/2012 - 5/3/2012	\$ 174.36	\$ 270.17	\$ -
1,088	4/16/2012 - 5/4/2012	\$ 176.50	\$ 283.24	\$ -
1,089	4/16/2012 - 5/9/2012	\$ 179.70	\$ 354.00	\$ -
1,090	4/16/2012 - 5/18/2012	\$ 882.12	\$ 1,361.96	\$ -
1,091	4/16/2012 - 5/23/2012	\$ 718.80	\$ 1,900.00	\$ -
1,092	4/16/2012 - 6/29/2012	\$ 232.36	\$ 1,909.70	\$ -
1,093	4/16/2012 - 7/4/2012	\$ 29.14	\$ 35.29	\$ -
1,094	4/16/2012 - 7/23/2012	\$ 65.04	\$ 138.73	\$ -
1,095	4/16/2012 - 8/10/2012	\$ 178.20	\$ 475.00	\$ -
1,096	4/16/2012 - 11/30/2012	\$ 451.93	\$ 576.12	\$ -
1,097	4/16/2012 - 3/6/2013	\$ 300.62	\$ 390.60	\$ -
1,098	4/16/2012 - 7/29/2013	\$ 1,332.24	\$ 2,590.75	\$ -
1,099	4/16/2012 - 9/14/2013	\$ 9,923.07	\$ 8,579.36	\$ -
1,100	4/17/2012 - 4/17/2012	\$ 69.50	\$ -	\$ -
1,101	4/17/2012 - 4/28/2012	\$ 121.06	\$ 67.82	\$ -
1,102	4/17/2012 - 5/1/2012	\$ 179.70	\$ 278.75	\$ -
1,103	4/17/2012 - 5/10/2012	\$ 176.50	\$ 271.84	\$ -
1,104	4/17/2012 - 5/19/2012	\$ 8.44	\$ 702.00	\$ -
1,105	4/17/2012 - 5/23/2012	\$ 179.70	\$ 100.00	\$ -
1,106	4/17/2012 - 5/23/2012	\$ 8.44	\$ 6.00	\$ -
1,107	4/17/2012 - 6/3/2012	\$ 179.70	\$ 564.00	\$ -
1,108	4/17/2012 - 6/9/2012	\$ 75.40	\$ 159.63	\$ -
1,109	4/17/2012 - 7/2/2012	\$ 41.05	\$ 19.00	\$ -
1,110	4/17/2012 - 8/4/2012	\$ 24.65	\$ 47.75	\$ -

DollarMonster

Transactions by SolidTrustPay.com

		\$ 1,063,731.63	\$ 1,146,307.67	\$ 30,376.29
		Debit	Credit	Evans
Investor No.	Investors' Date Range	Amount	Amount	Amount
1,111	4/17/2012 - 11/29/2012	\$ 1,284.89	\$ 1,564.42	\$ -
1,112	4/17/2012 - 7/2/2013	\$ 29.76	\$ 15.00	\$ -
1,113	4/17/2012 - 12/6/2013	\$ 174.15	\$ 72.75	\$ -
1,114	4/18/2012 - 4/18/2012	\$ -	\$ 34.00	\$ -
1,115	4/18/2012 - 4/19/2012	\$ -	\$ 933.00	\$ -
1,116	4/18/2012 - 4/23/2012	\$ -	\$ 42.00	\$ -
1,117	4/18/2012 - 5/4/2012	\$ -	\$ 110.00	\$ -
1,118	4/18/2012 - 11/27/2012	\$ 686.28	\$ 305.00	\$ -
1,119	4/18/2012 - 11/28/2012	\$ 6.28	\$ 100.00	\$ -
1,120	4/19/2012 - 4/19/2012	\$ -	\$ 31.00	\$ -
1,121	4/19/2012 - 4/19/2012	\$ -	\$ 20.18	\$ -
1,122	4/19/2012 - 4/19/2012	\$ -	\$ 34.00	\$ -
1,123	4/19/2012 - 4/19/2012	\$ -	\$ 82.65	\$ -
1,124	4/19/2012 - 4/19/2012	\$ -	\$ 92.00	\$ -
1,125	4/19/2012 - 4/19/2012	\$ -	\$ 57.00	\$ -
1,126	4/19/2012 - 4/19/2012	\$ -	\$ 17.40	\$ -
1,127	4/19/2012 - 4/19/2012	\$ -	\$ 12.35	\$ -
1,128	4/19/2012 - 4/19/2012	\$ -	\$ 16.00	\$ -
1,129	4/19/2012 - 4/26/2012	\$ -	\$ 270.00	\$ -
1,130	4/19/2012 - 4/27/2012	\$ -	\$ 1,740.76	\$ -
1,131	4/19/2012 - 5/1/2012	\$ -	\$ 169.87	\$ -
1,132	4/19/2012 - 7/17/2012	\$ 16.22	\$ 22.75	\$ -
1,133	4/19/2012 - 8/3/2012	\$ 8.93	\$ 21.75	\$ -
1,134	4/19/2012 - 9/6/2012	\$ 18.86	\$ 258.84	\$ -
1,135	4/19/2012 - 9/6/2012	\$ 8.93	\$ 51.00	\$ -
1,136	4/19/2012 - 3/6/2013	\$ 9.58	\$ 52.07	\$ -
1,137	4/19/2012 - 9/14/2013	\$ 2,376.32	\$ 2,628.73	\$ -
1,138	4/20/2012 - 4/20/2012	\$ -	\$ 29.00	\$ -
1,139	4/20/2012 - 4/20/2012	\$ -	\$ 32.00	\$ -
1,140	4/20/2012 - 4/20/2012	\$ -	\$ 6.00	\$ -

DollarMonster

Transactions by SolidTrustPay.com

		\$ 1,063,731.63	\$ 1,146,307.67	\$ 30,376.29
		Debit	Credit	Evans
Investor No.	Investors' Date Range	Amount	Amount	Amount
1,141	4/20/2012 - 4/20/2012	\$ -	\$ 44.00	\$ -
1,142	4/20/2012 - 4/20/2012	\$ -	\$ 9.00	\$ -
1,143	4/20/2012 - 4/20/2012	\$ -	\$ 12.50	\$ -
1,144	4/20/2012 - 4/21/2012	\$ -	\$ 53.00	\$ -
1,145	4/20/2012 - 4/21/2012	\$ -	\$ 22.00	\$ -
1,146	4/20/2012 - 4/22/2012	\$ 57.48	\$ 56.12	\$ -
1,147	4/20/2012 - 4/23/2012	\$ -	\$ 16.75	\$ -
1,148	4/20/2012 - 4/27/2012	\$ -	\$ 164.38	\$ -
1,149	4/20/2012 - 7/2/2012	\$ 8.93	\$ 6.00	\$ -
1,150	4/20/2012 - 8/25/2012	\$ -	\$ 167.45	\$ -
1,151	4/20/2012 - 3/11/2014	\$ 1,086.54	\$ 377.01	\$ -
1,152	4/21/2012 - 4/21/2012	\$ -	\$ 100.00	\$ -
1,153	4/21/2012 - 4/21/2012	\$ -	\$ 100.00	\$ -
1,154	4/21/2012 - 4/21/2012	\$ -	\$ 40.00	\$ -
1,155	4/21/2012 - 4/21/2012	\$ -	\$ 52.00	\$ -
1,156	4/21/2012 - 4/21/2012	\$ -	\$ 10.00	\$ -
1,157	4/21/2012 - 4/21/2012	\$ -	\$ 33.00	\$ -
1,158	4/21/2012 - 4/23/2012	\$ -	\$ 70.00	\$ -
1,159	4/21/2012 - 4/25/2012	\$ -	\$ 1,483.00	\$ -
1,160	4/21/2012 - 7/27/2012	\$ 2.00	\$ 85.00	\$ -
1,161	4/21/2012 - 3/24/2013	\$ 154.20	\$ 383.23	\$ -
1,162	4/22/2012 - 4/22/2012	\$ 158.82	\$ -	\$ -
1,163	4/22/2012 - 4/22/2012	\$ 88.60	\$ 87.00	\$ -
1,164	4/22/2012 - 4/22/2012	\$ -	\$ 6.00	\$ -
1,165	4/22/2012 - 4/22/2012	\$ -	\$ 9.71	\$ -
1,166	4/22/2012 - 4/22/2012	\$ -	\$ 197.82	\$ -
1,167	4/22/2012 - 4/22/2012	\$ -	\$ 31.00	\$ -
1,168	4/22/2012 - 4/22/2012	\$ -	\$ 83.73	\$ -
1,169	4/22/2012 - 4/22/2012	\$ -	\$ 22.00	\$ -
1,170	4/22/2012 - 4/22/2012	\$ -	\$ 29.39	\$ -

DollarMonster

Transactions by SolidTrustPay.com

		\$ 1,063,731.63	\$ 1,146,307.67	\$ 30,376.29
Investor No.	Investors' Date Range	Debit	Credit	Evans
		Amount	Amount	Amount
1,171	4/22/2012 - 4/23/2012	\$ -	\$ 50.00	\$ -
1,172	4/22/2012 - 4/23/2012	\$ -	\$ 37.84	\$ -
1,173	4/22/2012 - 4/28/2012	\$ 1.00	\$ 20.00	\$ -
1,174	4/22/2012 - 6/4/2012	\$ -	\$ 214.00	\$ -
1,175	4/22/2012 - 7/31/2012	\$ -	\$ 650.00	\$ -
1,176	4/22/2012 - 2/28/2014	\$ 254.09	\$ 111.00	\$ -
1,177	4/23/2012 - 4/23/2012	\$ 45.47	\$ -	\$ -
1,178	4/23/2012 - 4/23/2012	\$ -	\$ 20.00	\$ -
1,179	4/23/2012 - 4/23/2012	\$ -	\$ 298.00	\$ -
1,180	4/23/2012 - 4/23/2012	\$ -	\$ 22.00	\$ -
1,181	4/23/2012 - 4/23/2012	\$ -	\$ 200.00	\$ -
1,182	4/23/2012 - 4/23/2012	\$ -	\$ 19.00	\$ -
1,183	4/23/2012 - 4/23/2012	\$ -	\$ 63.00	\$ -
1,184	4/23/2012 - 4/23/2012	\$ -	\$ 30.00	\$ -
1,185	4/23/2012 - 4/23/2012	\$ -	\$ 69.00	\$ -
1,186	4/23/2012 - 4/23/2012	\$ -	\$ 19.60	\$ -
1,187	4/23/2012 - 4/23/2012	\$ -	\$ 24.00	\$ -
1,188	4/23/2012 - 4/23/2012	\$ -	\$ 50.00	\$ -
1,189	4/23/2012 - 4/24/2012	\$ 37.58	\$ 45.60	\$ -
1,190	4/23/2012 - 5/2/2012	\$ -	\$ 54.00	\$ -
1,191	4/23/2012 - 9/27/2012	\$ 6.28	\$ 45.00	\$ -
1,192	4/23/2012 - 1/20/2013	\$ 312.55	\$ 280.75	\$ -
1,193	4/24/2012 - 4/24/2012	\$ -	\$ 25.00	\$ -
1,194	4/24/2012 - 4/24/2012	\$ -	\$ 100.00	\$ -
1,195	4/24/2012 - 4/24/2012	\$ -	\$ 6.00	\$ -
1,196	4/24/2012 - 4/24/2012	\$ -	\$ 70.00	\$ -
1,197	4/24/2012 - 4/24/2012	\$ -	\$ 6.00	\$ -
1,198	4/24/2012 - 4/24/2012	\$ -	\$ 9.00	\$ -
1,199	4/24/2012 - 4/24/2012	\$ -	\$ 25.00	\$ -
1,200	4/24/2012 - 8/7/2012	\$ -	\$ 16.00	\$ -

DollarMonster

Transactions by SolidTrustPay.com

		\$ 1,063,731.63	\$ 1,146,307.67	\$ 30,376.29
Investor No.	Investors' Date Range	Debit	Credit	Evans
		Amount	Amount	Amount
1,201	4/24/2012 - 6/30/2013	\$ 52.06	\$ 87.00	\$ -
1,202	4/24/2012 - 9/20/2013	\$ -	\$ 89.00	\$ -
1,203	4/24/2012 - 10/1/2013	\$ 9,776.94	\$ 6,545.27	\$ -
1,204	4/25/2012 - 4/25/2012	\$ -	\$ 193.95	\$ -
1,205	4/25/2012 - 4/25/2012	\$ -	\$ 70.00	\$ -
1,206	4/25/2012 - 4/25/2012	\$ -	\$ 9.00	\$ -
1,207	4/25/2012 - 4/25/2012	\$ -	\$ 50.00	\$ -
1,208	4/25/2012 - 4/26/2012	\$ -	\$ 24.70	\$ -
1,209	4/25/2012 - 7/14/2012	\$ 1.00	\$ 24.00	\$ -
1,210	4/25/2012 - 4/3/2013	\$ 1,008.14	\$ 174.00	\$ -
1,211	4/25/2012 - 7/22/2013	\$ 6,416.04	\$ 4,998.90	\$ -
1,212	4/26/2012 - 4/26/2012	\$ 99.00	\$ -	\$ -
1,213	4/26/2012 - 4/26/2012	\$ -	\$ 349.00	\$ -
1,214	4/26/2012 - 4/26/2012	\$ -	\$ 105.00	\$ -
1,215	4/26/2012 - 4/26/2012	\$ -	\$ 167.20	\$ -
1,216	4/26/2012 - 4/26/2012	\$ -	\$ 90.00	\$ -
1,217	4/26/2012 - 4/26/2012	\$ -	\$ 43.00	\$ -
1,218	4/26/2012 - 4/26/2012	\$ -	\$ 6.00	\$ -
1,219	4/26/2012 - 5/1/2012	\$ -	\$ 18.00	\$ -
1,220	4/26/2012 - 6/23/2012	\$ 211.72	\$ -	\$ -
1,221	4/26/2012 - 11/20/2012	\$ 245.28	\$ 320.35	\$ -
1,222	4/26/2012 - 10/14/2013	\$ 78.67	\$ 55.00	\$ -
1,223	4/27/2012 - 4/27/2012	\$ -	\$ 7.00	\$ -
1,224	4/27/2012 - 4/27/2012	\$ -	\$ 37.00	\$ -
1,225	4/27/2012 - 4/27/2012	\$ -	\$ 22.00	\$ -
1,226	4/27/2012 - 4/27/2012	\$ -	\$ 29.45	\$ -
1,227	4/27/2012 - 4/27/2012	\$ -	\$ 15.00	\$ -
1,228	4/27/2012 - 4/27/2012	\$ -	\$ 25.00	\$ -
1,229	4/27/2012 - 4/27/2012	\$ -	\$ 138.75	\$ -
1,230	4/27/2012 - 4/27/2012	\$ -	\$ 6.00	\$ -

DollarMonster

Transactions by SolidTrustPay.com

\$ 1,063,731.63 \$ 1,146,307.67 \$ 30,376.29

Investor No.	Investors' Date Range	Debit	Credit	Evans
		Amount	Amount	Amount
1,231	4/27/2012 - 5/22/2012	\$ 25.00	\$ 20.00	\$ -
1,232	4/27/2012 - 8/13/2012	\$ 54.95	\$ 1,804.45	\$ -
1,233	4/27/2012 - 10/7/2012	\$ 114.11	\$ 163.48	\$ -
1,234	4/27/2012 - 4/12/2013	\$ 3.00	\$ 16.75	\$ -
1,235	4/27/2012 - 4/16/2013	\$ 31.66	\$ 91.00	\$ -
1,236	4/28/2012 - 4/28/2012	\$ 30.00	\$ -	\$ -
1,237	4/28/2012 - 4/28/2012	\$ 4.00	\$ -	\$ -
1,238	4/28/2012 - 4/28/2012	\$ -	\$ 12.00	\$ -
1,239	4/28/2012 - 4/28/2012	\$ -	\$ 100.00	\$ -
1,240	4/28/2012 - 4/28/2012	\$ -	\$ 50.00	\$ -
1,241	4/28/2012 - 4/28/2012	\$ -	\$ 90.00	\$ -
1,242	4/28/2012 - 4/28/2012	\$ -	\$ 50.00	\$ -
1,243	4/28/2012 - 4/30/2012	\$ -	\$ 40.20	\$ -
1,244	4/28/2012 - 7/9/2012	\$ 34.44	\$ 63.75	\$ -
1,245	4/28/2012 - 9/27/2012	\$ 8.28	\$ 27.00	\$ -
1,246	4/28/2012 - 11/12/2012	\$ 129.55	\$ 166.00	\$ -
1,247	4/28/2012 - 11/21/2012	\$ 154.50	\$ 87.50	\$ -
1,248	4/29/2012 - 4/29/2012	\$ -	\$ 9.00	\$ -
1,249	4/29/2012 - 4/29/2012	\$ -	\$ 10.00	\$ -
1,250	4/29/2012 - 4/29/2012	\$ -	\$ 15.00	\$ -
1,251	4/30/2012 - 4/30/2012	\$ -	\$ 25.00	\$ -
1,252	4/30/2012 - 4/30/2012	\$ -	\$ 14.00	\$ -
1,253	4/30/2012 - 4/30/2012	\$ -	\$ 6.00	\$ -
1,254	4/30/2012 - 5/13/2012	\$ -	\$ 80.00	\$ -
1,255	4/30/2012 - 7/22/2013	\$ 177.99	\$ 227.70	\$ -
1,256	5/1/2012 - 5/1/2012	\$ -	\$ 35.00	\$ -
1,257	5/1/2012 - 5/1/2012	\$ -	\$ 14.00	\$ -
1,258	5/1/2012 - 5/1/2012	\$ -	\$ 32.00	\$ -
1,259	5/1/2012 - 5/1/2012	\$ -	\$ 18.00	\$ -
1,260	5/1/2012 - 1/20/2013	\$ 126.00	\$ 602.08	\$ -

DollarMonster

Transactions by SolidTrustPay.com

		\$ 1,063,731.63	\$ 1,146,307.67	\$ 30,376.29
Investor No.	Investors' Date Range	Debit	Credit	Evans
		Amount	Amount	Amount
1,261	5/2/2012 - 5/2/2012	\$ -	\$ 95.00	\$ -
1,262	5/2/2012 - 5/2/2012	\$ -	\$ 10.50	\$ -
1,263	5/2/2012 - 5/2/2012	\$ -	\$ 10.00	\$ -
1,264	5/2/2012 - 5/2/2012	\$ -	\$ 10.00	\$ -
1,265	5/2/2012 - 4/26/2013	\$ 53.30	\$ 50.99	\$ -
1,266	5/2/2012 - 5/12/2013	\$ -	\$ 17.65	\$ -
1,267	5/2/2012 - 10/14/2013	\$ 6.00	\$ 93.42	\$ -
1,268	5/3/2012 - 5/3/2012	\$ -	\$ 6.75	\$ -
1,269	5/3/2012 - 7/10/2013	\$ 4.00	\$ 6.00	\$ -
1,270	5/4/2012 - 5/4/2012	\$ -	\$ 6.75	\$ -
1,271	5/4/2012 - 5/21/2012	\$ -	\$ 27.00	\$ -
1,272	5/4/2012 - 8/11/2012	\$ 3.00	\$ 44.00	\$ -
1,273	5/4/2012 - 1/6/2013	\$ 7.00	\$ 11.38	\$ -
1,274	5/4/2012 - 4/16/2013	\$ 16.87	\$ 42.00	\$ -
1,275	5/4/2012 - 4/25/2013	\$ 215.07	\$ 189.00	\$ -
1,276	5/4/2012 - 10/14/2013	\$ 8.50	\$ 109.31	\$ -
1,277	5/4/2012 - 10/14/2013	\$ 6.42	\$ 295.25	\$ -
1,278	5/5/2012 - 5/5/2012	\$ -	\$ 8.00	\$ -
1,279	5/5/2012 - 5/5/2012	\$ -	\$ 12.35	\$ -
1,280	5/5/2012 - 5/5/2012	\$ -	\$ 8.00	\$ -
1,281	5/5/2012 - 5/17/2013	\$ 1,069.69	\$ 2,348.50	\$ -
1,282	5/6/2012 - 3/5/2013	\$ 79.60	\$ 45.00	\$ -
1,283	5/7/2012 - 11/9/2012	\$ -	\$ -	\$ 7,548.65
1,284	5/8/2012 - 5/8/2012	\$ -	\$ 20.03	\$ -
1,285	5/8/2012 - 5/8/2012	\$ -	\$ 60.00	\$ -
1,286	5/8/2012 - 5/18/2012	\$ -	\$ 496.00	\$ -
1,287	5/8/2012 - 8/1/2012	\$ -	\$ 210.00	\$ -
1,288	5/8/2012 - 8/19/2012	\$ 171.09	\$ 227.00	\$ -
1,289	5/8/2012 - 11/22/2012	\$ 414.58	\$ 278.50	\$ -
1,290	5/8/2012 - 12/18/2012	\$ 38.97	\$ 23.39	\$ -

DollarMonster

Transactions by SolidTrustPay.com

		\$ 1,063,731.63	\$ 1,146,307.67	\$ 30,376.29
		Debit	Credit	Evans
Investor No.	Investors' Date Range	Amount	Amount	Amount
1,291	5/10/2012 - 5/10/2012	\$ -	\$ 100.22	\$ -
1,292	5/10/2012 - 5/10/2012	\$ -	\$ 6.75	\$ -
1,293	5/10/2012 - 5/11/2012	\$ -	\$ 300.00	\$ -
1,294	5/11/2012 - 5/11/2012	\$ -	\$ 43.00	\$ -
1,295	5/11/2012 - 5/11/2012	\$ -	\$ 40.00	\$ -
1,296	5/11/2012 - 5/11/2012	\$ -	\$ 6.00	\$ -
1,297	5/11/2012 - 5/11/2012	\$ -	\$ 35.00	\$ -
1,298	5/11/2012 - 12/23/2013	\$ 392.69	\$ 537.17	\$ -
1,299	5/12/2012 - 5/12/2012	\$ -	\$ 10.00	\$ -
1,300	5/12/2012 - 5/12/2012	\$ -	\$ 100.00	\$ -
1,301	5/12/2012 - 12/27/2012	\$ 12.08	\$ 204.00	\$ -
1,302	5/13/2012 - 5/13/2012	\$ -	\$ 20.00	\$ -
1,303	5/13/2012 - 5/13/2012	\$ -	\$ 20.00	\$ -
1,304	5/13/2012 - 5/18/2012	\$ -	\$ 60.14	\$ -
1,305	5/14/2012 - 5/14/2012	\$ -	\$ 55.00	\$ -
1,306	5/15/2012 - 5/15/2012	\$ -	\$ 45.00	\$ -
1,307	5/15/2012 - 5/19/2012	\$ -	\$ 800.00	\$ -
1,308	5/16/2012 - 5/16/2012	\$ -	\$ 7.56	\$ -
1,309	5/16/2012 - 8/12/2012	\$ 729.62	\$ 615.75	\$ -
1,310	5/18/2012 - 5/18/2012	\$ -	\$ 23.00	\$ -
1,311	5/18/2012 - 5/18/2012	\$ -	\$ 10.00	\$ -
1,312	5/19/2012 - 8/3/2012	\$ 13.08	\$ 8.00	\$ -
1,313	5/20/2012 - 5/20/2012	\$ -	\$ 20.00	\$ -
1,314	5/21/2012 - 5/21/2012	\$ -	\$ 198.00	\$ -
1,315	5/22/2012 - 5/22/2012	\$ 4.79	\$ -	\$ -
1,316	5/22/2012 - 5/22/2012	\$ -	\$ 95.00	\$ -
1,317	5/22/2012 - 1/21/2013	\$ 37.23	\$ 28.00	\$ -
1,318	5/22/2012 - 4/22/2013	\$ 239.00	\$ -	\$ -
1,319	5/23/2012 - 5/23/2012	\$ -	\$ 18.47	\$ -
1,320	5/23/2012 - 5/23/2012	\$ -	\$ 12.00	\$ -

DollarMonster

Transactions by SolidTrustPay.com

\$ 1,063,731.63 \$ 1,146,307.67 \$ 30,376.29

Investor No.	Investors' Date Range	Debit	Credit	Evans
		Amount	Amount	Amount
1,321	5/23/2012 - 1/28/2013	\$ 11.04	\$ 8.00	\$ -
1,322	5/24/2012 - 5/24/2012	\$ -	\$ 6.00	\$ -
1,323	5/24/2012 - 5/24/2012	\$ -	\$ 80.00	\$ -
1,324	5/24/2012 - 4/15/2013	\$ -	\$ 16.75	\$ -
1,325	5/25/2012 - 5/25/2012	\$ 1.00	\$ -	\$ -
1,326	5/25/2012 - 5/25/2012	\$ -	\$ 90.00	\$ -
1,327	5/25/2012 - 5/25/2012	\$ -	\$ 100.00	\$ -
1,328	5/25/2012 - 6/9/2012	\$ 4.79	\$ 34.25	\$ -
1,329	5/25/2012 - 2/17/2013	\$ 14.37	\$ 95.58	\$ -
1,330	5/25/2012 - 9/15/2013	\$ 85.61	\$ 102.75	\$ -
1,331	5/25/2012 - 12/12/2013	\$ 297.28	\$ 6.75	\$ -
1,332	5/26/2012 - 5/26/2012	\$ -	\$ 20.00	\$ -
1,333	5/26/2012 - 9/27/2012	\$ 6.28	\$ 30.00	\$ -
1,334	5/26/2012 - 1/5/2013	\$ 9.58	\$ 26.75	\$ -
1,335	5/27/2012 - 5/27/2012	\$ -	\$ 6.75	\$ -
1,336	5/27/2012 - 7/9/2012	\$ 5.00	\$ 24.00	\$ -
1,337	5/27/2012 - 10/26/2012	\$ -	\$ 59.75	\$ -
1,338	5/28/2012 - 5/28/2012	\$ -	\$ 6.75	\$ -
1,339	5/28/2012 - 7/31/2012	\$ 3.00	\$ -	\$ -
1,340	5/28/2012 - 10/2/2012	\$ 103.30	\$ 22.75	\$ -
1,341	5/29/2012 - 5/29/2012	\$ -	\$ 13.50	\$ -
1,342	5/29/2012 - 6/8/2012	\$ 4.79	\$ 196.00	\$ -
1,343	5/29/2012 - 7/23/2012	\$ 53.29	\$ 16.00	\$ -
1,344	5/29/2012 - 7/29/2012	\$ 4.79	\$ 204.00	\$ -
1,345	5/29/2012 - 8/6/2012	\$ 1,505.73	\$ 1,170.00	\$ -
1,346	5/29/2012 - 12/9/2012	\$ 32.67	\$ 64.25	\$ -
1,347	5/29/2012 - 6/1/2013	\$ 1,226.73	\$ 224.00	\$ -
1,348	5/29/2012 - 9/19/2013	\$ 1,110.46	\$ 383.00	\$ -
1,349	5/30/2012 - 5/30/2012	\$ 271.30	\$ -	\$ -
1,350	5/30/2012 - 6/4/2012	\$ 1,102.72	\$ 559.50	\$ -

DollarMonster

Transactions by SolidTrustPay.com

		\$ 1,063,731.63	\$ 1,146,307.67	\$ 30,376.29
Investor No.	Investors' Date Range	Debit	Credit	Evans
		Amount	Amount	Amount
1,351	5/31/2012 - 5/31/2012	\$ -	\$ 6.75	\$ -
1,352	5/31/2012 - 5/31/2012	\$ -	\$ 6.75	\$ -
1,353	5/31/2012 - 7/8/2012	\$ 12.08	\$ 24.00	\$ -
1,354	5/31/2012 - 7/11/2012	\$ 26.30	\$ 32.00	\$ -
1,355	5/31/2012 - 8/8/2012	\$ 89.10	\$ 56.75	\$ -
1,356	5/31/2012 - 10/14/2013	\$ 464.57	\$ 452.00	\$ -
1,357	6/1/2012 - 6/1/2012	\$ -	\$ 20.25	\$ -
1,358	6/1/2012 - 6/1/2012	\$ -	\$ 6.75	\$ -
1,359	6/1/2012 - 6/1/2012	\$ -	\$ 6.75	\$ -
1,360	6/1/2012 - 6/1/2012	\$ -	\$ 6.75	\$ -
1,361	6/1/2012 - 6/1/2012	\$ -	\$ 6.75	\$ -
1,362	6/1/2012 - 8/8/2013	\$ -	\$ 177.75	\$ -
1,363	6/2/2012 - 6/2/2012	\$ -	\$ 9.00	\$ -
1,364	6/2/2012 - 7/2/2012	\$ 9.58	\$ 8.00	\$ -
1,365	6/2/2012 - 11/7/2012	\$ 17.35	\$ 4.00	\$ -
1,366	6/2/2012 - 12/26/2012	\$ 26.45	\$ 28.00	\$ -
1,367	6/2/2012 - 12/30/2012	\$ 12.08	\$ 8.00	\$ -
1,368	6/3/2012 - 6/3/2012	\$ 2,458.93	\$ 2,906.96	\$ -
1,369	6/3/2012 - 6/3/2012	\$ 460.19	\$ -	\$ -
1,370	6/3/2012 - 6/3/2012	\$ 12.58	\$ -	\$ -
1,371	6/3/2012 - 6/3/2012	\$ 12.58	\$ -	\$ -
1,372	6/3/2012 - 6/3/2012	\$ 8.93	\$ -	\$ -
1,373	6/3/2012 - 6/3/2012	\$ -	\$ 32.00	\$ -
1,374	6/3/2012 - 6/3/2012	\$ -	\$ 6.75	\$ -
1,375	6/3/2012 - 6/4/2012	\$ 3,271.60	\$ 4,300.00	\$ -
1,376	6/3/2012 - 6/4/2012	\$ 103.32	\$ 80.00	\$ -
1,377	6/3/2012 - 6/5/2012	\$ 8.93	\$ 37.00	\$ -
1,378	6/3/2012 - 6/6/2012	\$ 5.00	\$ -	\$ -
1,379	6/3/2012 - 6/14/2012	\$ 12.58	\$ 20.00	\$ -
1,380	6/3/2012 - 6/21/2012	\$ 8.93	\$ 6.00	\$ -

DollarMonster

Transactions by SolidTrustPay.com

		\$ 1,063,731.63	\$ 1,146,307.67	\$ 30,376.29
Investor No.	Investors' Date Range	Debit	Credit	Evans
		Amount	Amount	Amount
1,381	6/3/2012 - 6/23/2012	\$ 32.44	\$ 20.00	\$ -
1,382	6/3/2012 - 7/10/2012	\$ 15.00	\$ -	\$ -
1,383	6/3/2012 - 7/28/2012	\$ 17.93	\$ -	\$ -
1,384	6/3/2012 - 7/31/2012	\$ 10.00	\$ -	\$ -
1,385	6/3/2012 - 8/2/2012	\$ 13.93	\$ -	\$ -
1,386	6/3/2012 - 8/3/2012	\$ 10.00	\$ -	\$ -
1,387	6/3/2012 - 8/6/2012	\$ 747.77	\$ 595.00	\$ -
1,388	6/3/2012 - 8/10/2012	\$ 21.00	\$ -	\$ -
1,389	6/3/2012 - 8/25/2012	\$ 49.00	\$ -	\$ -
1,390	6/3/2012 - 10/8/2012	\$ 146.40	\$ 6.75	\$ -
1,391	6/3/2012 - 11/10/2012	\$ 62.37	\$ 6.00	\$ -
1,392	6/3/2012 - 12/21/2012	\$ 39.54	\$ 36.00	\$ -
1,393	6/3/2012 - 1/16/2013	\$ 66.95	\$ -	\$ -
1,394	6/3/2012 - 3/6/2013	\$ 239.48	\$ 135.00	\$ -
1,395	6/3/2012 - 5/2/2013	\$ 764.11	\$ 629.00	\$ -
1,396	6/3/2012 - 6/29/2013	\$ 2,150.98	\$ 2,812.00	\$ -
1,397	6/3/2012 - 7/6/2013	\$ 17.22	\$ 10.00	\$ -
1,398	6/3/2012 - 7/9/2013	\$ 12.93	\$ -	\$ -
1,399	6/3/2012 - 9/21/2013	\$ 825.21	\$ 1,005.75	\$ -
1,400	6/3/2012 - 10/18/2013	\$ 683.09	\$ 1,295.01	\$ -
1,401	6/3/2012 - 12/7/2013	\$ 899.06	\$ 172.25	\$ -
1,402	6/3/2012 - 3/1/2014	\$ 503.16	\$ 509.05	\$ -
1,403	6/4/2012 - 6/4/2012	\$ 2.00	\$ -	\$ -
1,404	6/4/2012 - 6/4/2012	\$ -	\$ 13.50	\$ -
1,405	6/4/2012 - 6/4/2012	\$ -	\$ 50.00	\$ -
1,406	6/4/2012 - 6/4/2012	\$ -	\$ 90.00	\$ -
1,407	6/4/2012 - 6/4/2012	\$ -	\$ 50.00	\$ -
1,408	6/4/2012 - 6/9/2012	\$ -	\$ 795.55	\$ -
1,409	6/4/2012 - 7/25/2012	\$ 6.00	\$ -	\$ -
1,410	6/4/2012 - 8/1/2012	\$ 3.00	\$ -	\$ -

DollarMonster

Transactions by SolidTrustPay.com

\$ 1,063,731.63 \$ 1,146,307.67 \$ 30,376.29

Investor No.	Investors' Date Range	Debit	Credit	Evans
		Amount	Amount	Amount
1,411	6/4/2012 - 8/6/2012	\$ 3.00	\$ -	\$ -
1,412	6/4/2012 - 8/7/2012	\$ 13.72	\$ 10.00	\$ -
1,413	6/4/2012 - 8/8/2012	\$ 4.79	\$ 4.00	\$ -
1,414	6/4/2012 - 9/28/2012	\$ 17.03	\$ 7.00	\$ -
1,415	6/4/2012 - 10/14/2012	\$ 141.87	\$ 148.50	\$ -
1,416	6/4/2012 - 12/1/2012	\$ 46.36	\$ 75.00	\$ -
1,417	6/4/2012 - 3/8/2013	\$ 96.35	\$ 118.10	\$ -
1,418	6/4/2012 - 3/12/2013	\$ 23.54	\$ 14.52	\$ -
1,419	6/4/2012 - 6/29/2013	\$ 8.00	\$ 10.00	\$ -
1,420	6/4/2012 - 7/29/2013	\$ 234.32	\$ 31.00	\$ -
1,421	6/4/2012 - 9/12/2013	\$ 651.72	\$ 2,765.00	\$ -
1,422	6/4/2012 - 10/1/2013	\$ 2,480.03	\$ 2,838.40	\$ -
1,423	6/5/2012 - 6/5/2012	\$ -	\$ 49.57	\$ -
1,424	6/5/2012 - 6/5/2012	\$ -	\$ 15.00	\$ -
1,425	6/5/2012 - 6/5/2012	\$ -	\$ 16.49	\$ -
1,426	6/5/2012 - 8/5/2012	\$ 180.20	\$ 381.65	\$ -
1,427	6/5/2012 - 8/11/2012	\$ 88.54	\$ 54.08	\$ -
1,428	6/5/2012 - 9/27/2012	\$ 39.07	\$ -	\$ -
1,429	6/5/2012 - 11/23/2012	\$ 106.74	\$ 127.71	\$ -
1,430	6/5/2012 - 1/20/2013	\$ -	\$ 186.00	\$ -
1,431	6/5/2012 - 2/18/2013	\$ 28.85	\$ 30.00	\$ -
1,432	6/5/2012 - 9/20/2013	\$ 33.93	\$ -	\$ -
1,433	6/6/2012 - 6/6/2012	\$ -	\$ 50.00	\$ -
1,434	6/6/2012 - 11/16/2012	\$ 17.11	\$ 5.00	\$ -
1,435	6/6/2012 - 2/26/2013	\$ 418.40	\$ 422.75	\$ -
1,436	6/7/2012 - 6/8/2012	\$ -	\$ 320.00	\$ -
1,437	6/7/2012 - 6/9/2012	\$ -	\$ 192.00	\$ -
1,438	6/7/2012 - 6/19/2012	\$ 5.00	\$ -	\$ -
1,439	6/7/2012 - 8/3/2012	\$ 22.93	\$ -	\$ -
1,440	6/7/2012 - 8/26/2012	\$ 534.60	\$ 300.00	\$ -

DollarMonster

Transactions by SolidTrustPay.com

		\$ 1,063,731.63	\$ 1,146,307.67	\$ 30,376.29
		Debit	Credit	Evans
Investor No.	Investors' Date Range	Amount	Amount	Amount
1,441	6/7/2012 - 4/16/2013	\$ 324.29	\$ 413.00	\$ -
1,442	6/8/2012 - 6/8/2012	\$ -	\$ 6.75	\$ -
1,443	6/8/2012 - 8/11/2012	\$ 30.80	\$ 48.00	\$ -
1,444	6/9/2012 - 1/4/2013	\$ 4.79	\$ 4.00	\$ -
1,445	6/10/2012 - 8/5/2012	\$ 7.00	\$ -	\$ -
1,446	6/10/2012 - 8/6/2012	\$ 6.00	\$ -	\$ -
1,447	6/10/2012 - 10/14/2013	\$ 1,909.16	\$ 2,450.30	\$ -
1,448	6/11/2012 - 7/23/2012	\$ 4.00	\$ -	\$ -
1,449	6/11/2012 - 8/2/2012	\$ 18.77	\$ 6.50	\$ -
1,450	6/12/2012 - 6/12/2012	\$ -	\$ 8.00	\$ -
1,451	6/12/2012 - 4/6/2013	\$ 139.97	\$ 85.75	\$ -
1,452	6/12/2012 - 1/10/2014	\$ 214.83	\$ 137.75	\$ -
1,453	6/14/2012 - 6/14/2012	\$ 16.22	\$ 6.75	\$ -
1,454	6/14/2012 - 6/14/2012	\$ -	\$ 6.75	\$ -
1,455	6/14/2012 - 2/18/2013	\$ 102.90	\$ 10.00	\$ -
1,456	6/15/2012 - 6/15/2012	\$ 16.22	\$ -	\$ -
1,457	6/15/2012 - 6/15/2012	\$ -	\$ 6.75	\$ -
1,458	6/15/2012 - 10/14/2013	\$ 143.30	\$ 62.78	\$ -
1,459	6/16/2012 - 12/7/2013	\$ 2,580.05	\$ 4,348.75	\$ -
1,460	6/17/2012 - 6/29/2012	\$ 2.64	\$ -	\$ -
1,461	6/17/2012 - 8/2/2012	\$ 2.00	\$ -	\$ -
1,462	6/17/2012 - 8/5/2012	\$ 40.44	\$ 20.00	\$ -
1,463	6/17/2012 - 8/10/2012	\$ 161.98	\$ 190.00	\$ -
1,464	6/17/2012 - 10/31/2012	\$ 579.80	\$ 613.50	\$ -
1,465	6/17/2012 - 1/13/2013	\$ 49.72	\$ 42.82	\$ -
1,466	6/17/2012 - 12/9/2013	\$ 51.37	\$ -	\$ -
1,467	6/18/2012 - 6/18/2012	\$ 8.93	\$ -	\$ -
1,468	6/18/2012 - 6/18/2012	\$ -	\$ 4.00	\$ -
1,469	6/18/2012 - 12/26/2012	\$ 21.40	\$ -	\$ -
1,470	6/18/2012 - 1/21/2013	\$ 18.86	\$ 99.00	\$ -

DollarMonster

Transactions by SolidTrustPay.com

		\$ 1,063,731.63	\$ 1,146,307.67	\$ 30,376.29
Investor No.	Investors' Date Range	Debit	Credit	Evans
		Amount	Amount	Amount
1,471	6/18/2012 - 1/26/2013	\$ 60.33	\$ 8.00	\$ -
1,472	6/18/2012 - 9/13/2013	\$ 15.20	\$ 16.75	\$ -
1,473	6/18/2012 - 9/17/2013	\$ 286.37	\$ 58.35	\$ -
1,474	6/19/2012 - 6/19/2012	\$ 12.58	\$ -	\$ -
1,475	6/19/2012 - 6/19/2012	\$ -	\$ 4.00	\$ -
1,476	6/19/2012 - 6/20/2012	\$ 2.00	\$ -	\$ -
1,477	6/19/2012 - 8/3/2012	\$ 15.93	\$ 10.00	\$ -
1,478	6/19/2012 - 8/6/2012	\$ 9.84	\$ 21.50	\$ -
1,479	6/19/2012 - 9/6/2012	\$ 17.86	\$ 33.00	\$ -
1,480	6/19/2012 - 9/28/2012	\$ 25.96	\$ 21.00	\$ -
1,481	6/19/2012 - 11/21/2012	\$ 82.17	\$ 139.29	\$ -
1,482	6/19/2012 - 6/19/2013	\$ 22.97	\$ 38.00	\$ -
1,483	6/19/2012 - 2/28/2014	\$ 44.50	\$ 46.05	\$ -
1,484	6/20/2012 - 8/3/2012	\$ 8.93	\$ 22.00	\$ -
1,485	6/20/2012 - 8/14/2012	\$ 34.44	\$ 28.00	\$ -
1,486	6/21/2012 - 6/21/2012	\$ 8.93	\$ -	\$ -
1,487	6/21/2012 - 6/21/2012	\$ 8.93	\$ -	\$ -
1,488	6/21/2012 - 6/22/2012	\$ 34.08	\$ -	\$ -
1,489	6/21/2012 - 8/3/2012	\$ 39.36	\$ 14.00	\$ -
1,490	6/21/2012 - 8/14/2012	\$ 107.32	\$ 249.75	\$ -
1,491	6/21/2012 - 9/7/2012	\$ 34.08	\$ -	\$ -
1,492	6/21/2012 - 12/7/2012	\$ 71.08	\$ -	\$ -
1,493	6/21/2012 - 3/8/2013	\$ 279.24	\$ 263.99	\$ -
1,494	6/21/2012 - 12/12/2013	\$ 108.70	\$ -	\$ -
1,495	6/21/2012 - 1/10/2014	\$ 136.84	\$ 94.00	\$ -
1,496	6/22/2012 - 6/22/2012	\$ 25.15	\$ -	\$ -
1,497	6/22/2012 - 6/22/2012	\$ 21.01	\$ -	\$ -
1,498	6/22/2012 - 6/22/2012	\$ 12.58	\$ -	\$ -
1,499	6/22/2012 - 6/22/2012	\$ 10.75	\$ -	\$ -
1,500	6/22/2012 - 6/22/2012	\$ 8.93	\$ -	\$ -

DollarMonster

Transactions by SolidTrustPay.com

\$ 1,063,731.63 \$ 1,146,307.67 \$ 30,376.29

Investor No.	Investors' Date Range	Debit	Credit	Evans
		Amount	Amount	Amount
1,501	6/22/2012 - 6/22/2012	\$ 8.93	\$ -	\$ -
1,502	6/22/2012 - 7/2/2012	\$ 26.79	\$ -	\$ -
1,503	6/22/2012 - 7/8/2012	\$ 8.93	\$ 7.00	\$ -
1,504	6/22/2012 - 7/23/2012	\$ 9.93	\$ -	\$ -
1,505	6/22/2012 - 8/2/2012	\$ 17.86	\$ -	\$ -
1,506	6/22/2012 - 8/18/2012	\$ 75.88	\$ 115.00	\$ -
1,507	6/22/2012 - 10/5/2012	\$ 38.08	\$ 61.50	\$ -
1,508	6/22/2012 - 12/27/2012	\$ 380.70	\$ 30.00	\$ -
1,509	6/22/2012 - 2/18/2013	\$ 50.93	\$ 31.00	\$ -
1,510	6/22/2012 - 7/1/2013	\$ 26.46	\$ 13.00	\$ -
1,511	6/22/2012 - 9/20/2013	\$ 6.00	\$ -	\$ -
1,512	6/22/2012 - 10/12/2013	\$ 1,451.68	\$ 1,556.00	\$ -
1,513	6/22/2012 - 12/26/2013	\$ 104.55	\$ 100.00	\$ -
1,514	6/23/2012 - 6/23/2012	\$ 8.93	\$ -	\$ -
1,515	6/23/2012 - 6/23/2012	\$ 8.93	\$ -	\$ -
1,516	6/23/2012 - 6/23/2012	\$ 8.93	\$ -	\$ -
1,517	6/23/2012 - 6/23/2012	\$ 8.93	\$ -	\$ -
1,518	6/23/2012 - 6/23/2012	\$ 1.00	\$ -	\$ -
1,519	6/23/2012 - 6/23/2012	\$ 1.00	\$ -	\$ -
1,520	6/23/2012 - 6/23/2012	\$ -	\$ 40.00	\$ -
1,521	6/23/2012 - 8/3/2012	\$ 19.68	\$ 63.00	\$ -
1,522	6/23/2012 - 8/26/2012	\$ 16.22	\$ 10.00	\$ -
1,523	6/23/2012 - 1/23/2013	\$ 78.95	\$ 76.70	\$ -
1,524	6/23/2012 - 2/24/2013	\$ 18.97	\$ 14.75	\$ -
1,525	6/24/2012 - 1/14/2013	\$ 92.48	\$ 56.00	\$ -
1,526	6/25/2012 - 6/25/2012	\$ 8.93	\$ -	\$ -
1,527	6/25/2012 - 7/1/2012	\$ 170.77	\$ 226.70	\$ -
1,528	6/25/2012 - 7/2/2012	\$ -	\$ 8.00	\$ -
1,529	6/25/2012 - 2/18/2013	\$ 45.06	\$ 28.00	\$ -
1,530	6/25/2012 - 3/19/2013	\$ 35.41	\$ 91.74	\$ -

DollarMonster

Transactions by SolidTrustPay.com

		\$ 1,063,731.63	\$ 1,146,307.67	\$ 30,376.29
Investor No.	Investors' Date Range	Debit	Credit	Evans
		Amount	Amount	Amount
1,531	6/26/2012 - 6/26/2012	\$ -	\$ 13.50	\$ -
1,532	6/26/2012 - 6/30/2012	\$ 96.21	\$ 139.75	\$ -
1,533	6/26/2012 - 7/9/2012	\$ 53.66	\$ 30.00	\$ -
1,534	6/26/2012 - 1/17/2013	\$ 168.23	\$ 126.00	\$ -
1,535	6/26/2012 - 3/14/2013	\$ 222.50	\$ 170.00	\$ -
1,536	6/27/2012 - 8/2/2012	\$ 9.93	\$ -	\$ -
1,537	6/27/2012 - 2/23/2013	\$ 120.66	\$ 140.00	\$ -
1,538	6/27/2012 - 8/6/2013	\$ 26.79	\$ 14.75	\$ -
1,539	6/28/2012 - 6/29/2012	\$ 60.86	\$ 94.20	\$ -
1,540	6/28/2012 - 6/29/2012	\$ 43.55	\$ 152.00	\$ -
1,541	6/28/2012 - 6/29/2012	\$ 39.91	\$ 62.05	\$ -
1,542	6/28/2012 - 6/29/2012	\$ 9.30	\$ 15.10	\$ -
1,543	6/28/2012 - 6/30/2012	\$ 16.22	\$ 60.00	\$ -
1,544	6/28/2012 - 7/1/2012	\$ 47.55	\$ 166.55	\$ -
1,545	6/28/2012 - 7/1/2012	\$ 23.51	\$ 34.00	\$ -
1,546	6/28/2012 - 7/9/2012	\$ 36.44	\$ 36.75	\$ -
1,547	6/28/2012 - 1/12/2013	\$ 33.78	\$ 22.00	\$ -
1,548	6/28/2012 - 1/13/2013	\$ 93.36	\$ 54.00	\$ -
1,549	6/28/2012 - 1/14/2013	\$ 74.92	\$ 45.20	\$ -
1,550	6/28/2012 - 1/14/2013	\$ 64.73	\$ 38.48	\$ -
1,551	6/28/2012 - 1/24/2013	\$ 334.14	\$ 190.00	\$ -
1,552	6/28/2012 - 2/25/2013	\$ 73.19	\$ 52.00	\$ -
1,553	6/29/2012 - 6/29/2012	\$ 1.00	\$ -	\$ -
1,554	6/29/2012 - 6/29/2012	\$ -	\$ 131.50	\$ -
1,555	6/29/2012 - 6/29/2012	\$ -	\$ 6.75	\$ -
1,556	6/29/2012 - 6/29/2012	\$ -	\$ 6.75	\$ -
1,557	6/29/2012 - 7/8/2012	\$ 161.98	\$ 280.00	\$ -
1,558	6/29/2012 - 7/25/2012	\$ 19.86	\$ 16.00	\$ -
1,559	6/29/2012 - 3/20/2013	\$ 1,071.00	\$ 670.00	\$ -
1,560	6/29/2012 - 8/1/2013	\$ 607.24	\$ 1,211.82	\$ -

DollarMonster

Transactions by SolidTrustPay.com

		\$ 1,063,731.63	\$ 1,146,307.67	\$ 30,376.29
Investor No.	Investors' Date Range	Debit	Credit	Evans
		Amount	Amount	Amount
1,561	6/30/2012 - 6/30/2012	\$ 1.00	\$ 30.00	\$ -
1,562	6/30/2012 - 6/30/2012	\$ 1.00	\$ -	\$ -
1,563	6/30/2012 - 6/30/2012	\$ 1.00	\$ -	\$ -
1,564	6/30/2012 - 6/30/2012	\$ -	\$ 12.00	\$ -
1,565	6/30/2012 - 7/4/2012	\$ 2.00	\$ 49.75	\$ -
1,566	6/30/2012 - 7/8/2012	\$ 2.00	\$ -	\$ -
1,567	6/30/2012 - 1/14/2013	\$ 28.84	\$ 18.00	\$ -
1,568	6/30/2012 - 1/25/2013	\$ 32.60	\$ 24.00	\$ -
1,569	6/30/2012 - 9/24/2013	\$ 23.73	\$ 30.75	\$ -
1,570	6/30/2012 - 11/29/2013	\$ 15.70	\$ 31.00	\$ -
1,571	7/1/2012 - 7/1/2012	\$ -	\$ 19.85	\$ -
1,572	7/1/2012 - 7/1/2012	\$ -	\$ 25.10	\$ -
1,573	7/1/2012 - 7/1/2012	\$ -	\$ 90.00	\$ -
1,574	7/1/2012 - 1/28/2013	\$ 13.80	\$ 10.00	\$ -
1,575	7/1/2012 - 1/29/2013	\$ 89.65	\$ 75.00	\$ -
1,576	7/1/2012 - 1/29/2013	\$ 43.00	\$ 25.00	\$ -
1,577	7/1/2012 - 1/29/2013	\$ 30.08	\$ 18.66	\$ -
1,578	7/1/2012 - 3/8/2013	\$ 103.09	\$ 85.00	\$ -
1,579	7/1/2012 - 10/18/2013	\$ 3,109.35	\$ 2,579.00	\$ -
1,580	7/2/2012 - 7/2/2012	\$ 17.86	\$ -	\$ -
1,581	7/2/2012 - 7/2/2012	\$ 17.86	\$ -	\$ -
1,582	7/2/2012 - 7/2/2012	\$ 8.93	\$ -	\$ -
1,583	7/2/2012 - 7/2/2012	\$ 8.93	\$ -	\$ -
1,584	7/2/2012 - 7/2/2012	\$ 8.93	\$ -	\$ -
1,585	7/2/2012 - 7/2/2012	\$ 8.93	\$ -	\$ -
1,586	7/2/2012 - 7/2/2012	\$ 8.93	\$ -	\$ -
1,587	7/2/2012 - 7/2/2012	\$ 8.93	\$ -	\$ -
1,588	7/2/2012 - 7/2/2012	\$ 8.93	\$ -	\$ -
1,589	7/2/2012 - 7/2/2012	\$ 8.93	\$ -	\$ -
1,590	7/2/2012 - 7/2/2012	\$ 8.93	\$ -	\$ -

DollarMonster

Transactions by SolidTrustPay.com

\$ 1,063,731.63 \$ 1,146,307.67 \$ 30,376.29

Investor No.	Investors' Date Range	Debit	Credit	Evans
		Amount	Amount	Amount
1,591	7/2/2012 - 7/2/2012	\$ 8.93	\$ -	\$ -
1,592	7/2/2012 - 7/2/2012	\$ 8.93	\$ -	\$ -
1,593	7/2/2012 - 7/2/2012	\$ 8.93	\$ -	\$ -
1,594	7/2/2012 - 7/2/2012	\$ 8.93	\$ -	\$ -
1,595	7/2/2012 - 7/2/2012	\$ 8.93	\$ -	\$ -
1,596	7/2/2012 - 7/2/2012	\$ 8.93	\$ -	\$ -
1,597	7/2/2012 - 7/2/2012	\$ 8.93	\$ -	\$ -
1,598	7/2/2012 - 7/2/2012	\$ 8.93	\$ -	\$ -
1,599	7/2/2012 - 7/2/2012	\$ 8.93	\$ -	\$ -
1,600	7/2/2012 - 7/2/2012	\$ 8.93	\$ -	\$ -
1,601	7/2/2012 - 7/2/2012	\$ -	\$ 50.00	\$ -
1,602	7/2/2012 - 7/2/2012	\$ -	\$ 39.10	\$ -
1,603	7/2/2012 - 7/2/2012	\$ -	\$ 4.00	\$ -
1,604	7/2/2012 - 7/2/2012	\$ -	\$ 14.00	\$ -
1,605	7/2/2012 - 7/21/2012	\$ 9.93	\$ -	\$ -
1,606	7/2/2012 - 8/4/2012	\$ 19.68	\$ 33.00	\$ -
1,607	7/2/2012 - 8/7/2012	\$ 8.93	\$ 18.00	\$ -
1,608	7/2/2012 - 12/1/2012	\$ 22.73	\$ -	\$ -
1,609	7/2/2012 - 12/4/2012	\$ 76.73	\$ -	\$ -
1,610	7/2/2012 - 12/4/2012	\$ 18.00	\$ 137.00	\$ -
1,611	7/2/2012 - 1/5/2013	\$ 51.06	\$ -	\$ -
1,612	7/2/2012 - 1/5/2013	\$ 34.13	\$ -	\$ -
1,613	7/2/2012 - 2/18/2013	\$ 42.00	\$ 41.00	\$ -
1,614	7/2/2012 - 7/18/2013	\$ 34.65	\$ -	\$ -
1,615	7/2/2012 - 7/24/2013	\$ 126.63	\$ 112.96	\$ -
1,616	7/3/2012 - 7/3/2012	\$ 8.93	\$ -	\$ -
1,617	7/3/2012 - 7/3/2012	\$ 8.93	\$ -	\$ -
1,618	7/3/2012 - 2/18/2013	\$ 13.80	\$ 10.00	\$ -
1,619	7/3/2012 - 3/19/2013	\$ 33.24	\$ 42.00	\$ -
1,620	7/4/2012 - 7/4/2012	\$ 1.00	\$ -	\$ -

DollarMonster

Transactions by SolidTrustPay.com

		\$ 1,063,731.63	\$ 1,146,307.67	\$ 30,376.29
Investor No.	Investors' Date Range	Debit	Credit	Evans
		Amount	Amount	Amount
1,621	7/4/2012 - 7/4/2012	\$ -	\$ 6.75	\$ -
1,622	7/4/2012 - 7/4/2012	\$ -	\$ 6.75	\$ -
1,623	7/4/2012 - 7/31/2012	\$ 2.00	\$ -	\$ -
1,624	7/4/2012 - 8/16/2012	\$ 8.93	\$ 6.00	\$ -
1,625	7/4/2012 - 10/3/2012	\$ 6.28	\$ 13.46	\$ -
1,626	7/4/2012 - 7/25/2013	\$ 10.93	\$ 214.00	\$ -
1,627	7/5/2012 - 7/5/2012	\$ -	\$ 150.00	\$ -
1,628	7/5/2012 - 8/3/2012	\$ 8.93	\$ 14.00	\$ -
1,629	7/5/2012 - 2/18/2013	\$ 32.60	\$ 20.00	\$ -
1,630	7/6/2012 - 7/6/2012	\$ -	\$ 25.00	\$ -
1,631	7/6/2012 - 7/6/2012	\$ -	\$ 10.00	\$ -
1,632	7/6/2012 - 8/3/2012	\$ 17.86	\$ 12.00	\$ -
1,633	7/6/2012 - 8/11/2012	\$ 8.93	\$ 77.75	\$ -
1,634	7/6/2012 - 2/19/2013	\$ 184.36	\$ 198.00	\$ -
1,635	7/6/2012 - 2/19/2013	\$ 108.64	\$ 66.00	\$ -
1,636	7/7/2012 - 8/14/2012	\$ 26.79	\$ 48.00	\$ -
1,637	7/7/2012 - 9/7/2012	\$ 17.86	\$ 4.00	\$ -
1,638	7/7/2012 - 2/20/2013	\$ 316.83	\$ 364.50	\$ -
1,639	7/7/2012 - 2/20/2013	\$ 48.53	\$ 30.00	\$ -
1,640	7/8/2012 - 7/8/2012	\$ 1.00	\$ -	\$ -
1,641	7/8/2012 - 7/8/2012	\$ -	\$ 6.75	\$ -
1,642	7/8/2012 - 7/8/2012	\$ -	\$ 50.00	\$ -
1,643	7/8/2012 - 7/18/2012	\$ 1,818.00	\$ 1,004.00	\$ -
1,644	7/8/2012 - 7/18/2012	\$ 180.20	\$ 1,009.00	\$ -
1,645	7/8/2012 - 9/10/2012	\$ 64.26	\$ 54.58	\$ -
1,646	7/8/2012 - 4/5/2013	\$ 123.36	\$ 132.00	\$ -
1,647	7/9/2012 - 7/9/2012	\$ -	\$ 300.00	\$ -
1,648	7/9/2012 - 7/9/2012	\$ -	\$ 49.00	\$ -
1,649	7/9/2012 - 7/9/2012	\$ -	\$ 38.00	\$ -
1,650	7/9/2012 - 7/9/2012	\$ -	\$ 50.00	\$ -

DollarMonster

Transactions by SolidTrustPay.com

\$ 1,063,731.63 \$ 1,146,307.67 \$ 30,376.29

Investor No.	Investors' Date Range	Debit	Credit	Evans
		Amount	Amount	Amount
1,651	7/9/2012 - 2/20/2013	\$ 14.08	\$ 10.15	\$ -
1,652	7/10/2012 - 8/2/2012	\$ 1.00	\$ 51.00	\$ -
1,653	7/11/2012 - 2/20/2013	\$ 28.31	\$ 19.00	\$ -
1,654	7/11/2012 - 3/9/2013	\$ 48.92	\$ 161.00	\$ -
1,655	7/11/2012 - 7/4/2013	\$ 4.00	\$ 28.00	\$ -
1,656	7/12/2012 - 7/12/2012	\$ -	\$ 14.00	\$ -
1,657	7/12/2012 - 7/12/2012	\$ -	\$ 4.00	\$ -
1,658	7/12/2012 - 2/20/2013	\$ 13.80	\$ 10.00	\$ -
1,659	7/13/2012 - 7/13/2012	\$ 16.00	\$ -	\$ -
1,660	7/13/2012 - 9/24/2012	\$ 363.40	\$ 200.00	\$ -
1,661	7/14/2012 - 7/14/2012	\$ -	\$ 128.00	\$ -
1,662	7/14/2012 - 7/14/2012	\$ -	\$ 530.00	\$ -
1,663	7/14/2012 - 7/14/2012	\$ -	\$ 134.00	\$ -
1,664	7/14/2012 - 7/14/2012	\$ -	\$ 64.00	\$ -
1,665	7/14/2012 - 7/24/2012	\$ -	\$ 203.40	\$ -
1,666	7/14/2012 - 7/27/2012	\$ 21.69	\$ 33.00	\$ -
1,667	7/14/2012 - 8/5/2012	\$ 8.93	\$ 25.68	\$ -
1,668	7/14/2012 - 9/24/2012	\$ -	\$ 1,100.00	\$ -
1,669	7/15/2012 - 7/15/2012	\$ -	\$ 10.00	\$ -
1,670	7/16/2012 - 7/16/2012	\$ -	\$ 8.00	\$ -
1,671	7/16/2012 - 7/16/2012	\$ -	\$ 4.00	\$ -
1,672	7/16/2012 - 7/16/2012	\$ -	\$ 10.00	\$ -
1,673	7/16/2012 - 12/27/2012	\$ 18.22	\$ 26.22	\$ -
1,674	7/16/2012 - 7/22/2013	\$ 4.00	\$ 101.75	\$ -
1,675	7/17/2012 - 7/17/2012	\$ -	\$ 16.00	\$ -
1,676	7/17/2012 - 7/17/2012	\$ -	\$ 41.00	\$ -
1,677	7/17/2012 - 7/31/2012	\$ 51.66	\$ 80.00	\$ -
1,678	7/17/2012 - 8/3/2012	\$ 17.86	\$ 12.00	\$ -
1,679	7/17/2012 - 8/3/2012	\$ 8.93	\$ 13.00	\$ -
1,680	7/17/2012 - 8/20/2012	\$ 8.93	\$ 33.75	\$ -

DollarMonster

Transactions by SolidTrustPay.com

		\$ 1,063,731.63	\$ 1,146,307.67	\$ 30,376.29
Investor No.	Investors' Date Range	Debit	Credit	Evans
		Amount	Amount	Amount
1,681	7/17/2012 - 4/21/2013	\$ 296.85	\$ 175.75	\$ -
1,682	7/18/2012 - 7/25/2012	\$ 50.66	\$ 30.00	\$ -
1,683	7/18/2012 - 2/26/2013	\$ 32.13	\$ 21.00	\$ -
1,684	7/19/2012 - 1/22/2013	\$ -	\$ 14.75	\$ -
1,685	7/20/2012 - 7/20/2012	\$ -	\$ 6.75	\$ -
1,686	7/20/2012 - 7/25/2012	\$ 87.28	\$ 49.00	\$ -
1,687	7/20/2012 - 7/25/2012	\$ 16.22	\$ 32.00	\$ -
1,688	7/20/2012 - 7/26/2012	\$ 8.93	\$ 39.00	\$ -
1,689	7/20/2012 - 8/3/2012	\$ 89.10	\$ 100.00	\$ -
1,690	7/20/2012 - 8/3/2012	\$ 62.51	\$ 48.00	\$ -
1,691	7/20/2012 - 8/16/2012	\$ 16.22	\$ 40.00	\$ -
1,692	7/21/2012 - 7/25/2012	\$ 8.93	\$ 6.00	\$ -
1,693	7/21/2012 - 7/30/2012	\$ 90.10	\$ 150.00	\$ -
1,694	7/21/2012 - 8/2/2012	\$ 44.71	\$ 24.54	\$ -
1,695	7/21/2012 - 8/11/2012	\$ 36.15	\$ 52.75	\$ -
1,696	7/21/2012 - 9/5/2012	\$ 46.74	\$ 69.85	\$ -
1,697	7/21/2012 - 12/1/2012	\$ 22.73	\$ 16.00	\$ -
1,698	7/21/2012 - 2/24/2013	\$ 37.00	\$ 10.00	\$ -
1,699	7/21/2012 - 2/25/2013	\$ 76.44	\$ 103.50	\$ -
1,700	7/22/2012 - 7/24/2012	\$ 16.22	\$ 10.00	\$ -
1,701	7/22/2012 - 8/3/2012	\$ 8.93	\$ 6.00	\$ -
1,702	7/22/2012 - 8/5/2012	\$ 146.14	\$ 122.61	\$ -
1,703	7/23/2012 - 7/29/2012	\$ 205.35	\$ 199.50	\$ -
1,704	7/23/2012 - 7/30/2012	\$ 30.98	\$ 40.30	\$ -
1,705	7/23/2012 - 8/11/2012	\$ 1,090.84	\$ 1,017.00	\$ -
1,706	7/23/2012 - 10/25/2013	\$ 25.78	\$ -	\$ -
1,707	7/24/2012 - 7/30/2012	\$ 240.37	\$ 231.97	\$ -
1,708	7/24/2012 - 8/9/2012	\$ 232.86	\$ 240.00	\$ -
1,709	7/24/2012 - 1/7/2013	\$ 3,932.28	\$ 4,045.50	\$ -
1,710	7/25/2012 - 7/25/2012	\$ 34.44	\$ -	\$ -

DollarMonster

Transactions by SolidTrustPay.com

\$ 1,063,731.63 \$ 1,146,307.67 \$ 30,376.29

Investor No.	Investors' Date Range	Debit	Credit	Evans
		Amount	Amount	Amount
1,711	7/25/2012 - 7/25/2012	\$ -	\$ 6.75	\$ -
1,712	7/25/2012 - 7/27/2012	\$ 34.44	\$ 20.00	\$ -
1,713	7/25/2012 - 7/28/2012	\$ 180.20	\$ 100.00	\$ -
1,714	7/25/2012 - 7/29/2012	\$ 263.02	\$ 337.75	\$ -
1,715	7/25/2012 - 7/29/2012	\$ 8.93	\$ 15.00	\$ -
1,716	7/25/2012 - 8/2/2012	\$ 185.20	\$ 664.00	\$ -
1,717	7/25/2012 - 8/9/2012	\$ 9.93	\$ 137.35	\$ -
1,718	7/25/2012 - 1/13/2013	\$ 915.00	\$ 3,617.00	\$ -
1,719	7/25/2012 - 1/25/2013	\$ 19.93	\$ 16.00	\$ -
1,720	7/25/2012 - 7/3/2013	\$ 642.34	\$ 713.65	\$ -
1,721	7/25/2012 - 7/4/2013	\$ 574.65	\$ 773.80	\$ -
1,722	7/26/2012 - 7/26/2012	\$ -	\$ 92.00	\$ -
1,723	7/26/2012 - 7/28/2012	\$ 54.52	\$ 31.02	\$ -
1,724	7/26/2012 - 7/29/2012	\$ 94.10	\$ 50.00	\$ -
1,725	7/26/2012 - 7/29/2012	\$ 13.58	\$ 63.00	\$ -
1,726	7/26/2012 - 7/29/2012	\$ -	\$ 191.00	\$ -
1,727	7/26/2012 - 8/4/2012	\$ 90.10	\$ 150.00	\$ -
1,728	7/26/2012 - 8/11/2012	\$ 16.22	\$ 40.00	\$ -
1,729	7/26/2012 - 8/20/2012	\$ 117.10	\$ 100.00	\$ -
1,730	7/26/2012 - 8/21/2012	\$ 60.95	\$ 69.00	\$ -
1,731	7/26/2012 - 9/27/2012	\$ 15.21	\$ 6.00	\$ -
1,732	7/26/2012 - 11/16/2012	\$ 87.96	\$ 132.73	\$ -
1,733	7/26/2012 - 2/8/2013	\$ 217.62	\$ 240.00	\$ -
1,734	7/26/2012 - 7/22/2013	\$ 13.93	\$ -	\$ -
1,735	7/26/2012 - 12/27/2013	\$ 155.24	\$ 55.00	\$ -
1,736	7/27/2012 - 7/27/2012	\$ 43.55	\$ 42.65	\$ -
1,737	7/27/2012 - 7/27/2012	\$ 1.00	\$ 20.00	\$ -
1,738	7/27/2012 - 7/27/2012	\$ -	\$ 46.00	\$ -
1,739	7/27/2012 - 7/27/2012	\$ -	\$ 10.00	\$ -
1,740	7/27/2012 - 7/27/2012	\$ -	\$ 10.00	\$ -

DollarMonster

Transactions by SolidTrustPay.com

\$ 1,063,731.63 \$ 1,146,307.67 \$ 30,376.29

Investor No.	Investors' Date Range	Debit	Credit	Evans
		Amount	Amount	Amount
1,741	7/27/2012 - 7/28/2012	\$ 1.00	\$ 27.00	\$ -
1,742	7/27/2012 - 7/29/2012	\$ -	\$ 120.00	\$ -
1,743	7/27/2012 - 7/31/2012	\$ -	\$ 200.00	\$ -
1,744	7/27/2012 - 8/2/2012	\$ -	\$ 490.00	\$ -
1,745	7/27/2012 - 8/2/2012	\$ -	\$ 596.00	\$ -
1,746	7/27/2012 - 8/4/2012	\$ 10.75	\$ 17.00	\$ -
1,747	7/27/2012 - 8/5/2012	\$ -	\$ 169.52	\$ -
1,748	7/27/2012 - 8/6/2012	\$ 8.93	\$ 56.00	\$ -
1,749	7/28/2012 - 7/28/2012	\$ -	\$ 90.00	\$ -
1,750	7/28/2012 - 7/28/2012	\$ -	\$ 49.00	\$ -
1,751	7/28/2012 - 7/28/2012	\$ -	\$ 20.00	\$ -
1,752	7/28/2012 - 7/28/2012	\$ -	\$ 100.00	\$ -
1,753	7/28/2012 - 7/28/2012	\$ -	\$ 100.00	\$ -
1,754	7/28/2012 - 7/28/2012	\$ -	\$ 40.00	\$ -
1,755	7/28/2012 - 7/28/2012	\$ -	\$ 39.00	\$ -
1,756	7/28/2012 - 7/31/2012	\$ -	\$ 44.25	\$ -
1,757	7/28/2012 - 8/4/2012	\$ 10.21	\$ 16.50	\$ -
1,758	7/28/2012 - 8/4/2012	\$ 8.93	\$ 14.93	\$ -
1,759	7/28/2012 - 8/4/2012	\$ 2.00	\$ 25.00	\$ -
1,760	7/28/2012 - 8/5/2012	\$ 8.93	\$ 30.00	\$ -
1,761	7/28/2012 - 8/5/2012	\$ -	\$ 113.56	\$ -
1,762	7/28/2012 - 8/8/2012	\$ 8.93	\$ 61.75	\$ -
1,763	7/28/2012 - 8/11/2012	\$ -	\$ 98.00	\$ -
1,764	7/28/2012 - 8/17/2012	\$ 8.93	\$ 12.75	\$ -
1,765	7/28/2012 - 8/18/2012	\$ 1.00	\$ 60.00	\$ -
1,766	7/28/2012 - 10/23/2012	\$ 4.00	\$ 9.00	\$ -
1,767	7/28/2012 - 1/26/2013	\$ 130.00	\$ 310.00	\$ -
1,768	7/28/2012 - 3/6/2013	\$ 128.40	\$ 392.00	\$ -
1,769	7/28/2012 - 12/7/2013	\$ 155.79	\$ 43.00	\$ -
1,770	7/29/2012 - 7/29/2012	\$ 1.00	\$ 24.00	\$ -

DollarMonster

Transactions by SolidTrustPay.com

		\$ 1,063,731.63	\$ 1,146,307.67	\$ 30,376.29
		Debit	Credit	Evans
Investor No.	Investors' Date Range	Amount	Amount	Amount
1,771	7/29/2012 - 7/29/2012	\$ -	\$ 110.00	\$ -
1,772	7/29/2012 - 7/29/2012	\$ -	\$ 24.37	\$ -
1,773	7/29/2012 - 7/29/2012	\$ -	\$ 50.00	\$ -
1,774	7/29/2012 - 7/29/2012	\$ -	\$ 30.00	\$ -
1,775	7/29/2012 - 7/29/2012	\$ -	\$ 100.00	\$ -
1,776	7/29/2012 - 7/29/2012	\$ -	\$ 10.00	\$ -
1,777	7/29/2012 - 7/29/2012	\$ -	\$ 50.00	\$ -
1,778	7/29/2012 - 7/29/2012	\$ -	\$ 20.00	\$ -
1,779	7/29/2012 - 7/29/2012	\$ -	\$ 20.00	\$ -
1,780	7/29/2012 - 7/29/2012	\$ -	\$ 9.00	\$ -
1,781	7/29/2012 - 7/29/2012	\$ -	\$ 26.75	\$ -
1,782	7/29/2012 - 7/31/2012	\$ -	\$ 45.00	\$ -
1,783	7/29/2012 - 8/2/2012	\$ -	\$ 100.00	\$ -
1,784	7/29/2012 - 8/3/2012	\$ 8.93	\$ 6.00	\$ -
1,785	7/29/2012 - 8/4/2012	\$ 8.93	\$ 12.00	\$ -
1,786	7/29/2012 - 8/8/2012	\$ 4.00	\$ 400.00	\$ -
1,787	7/29/2012 - 8/16/2012	\$ 10.93	\$ 19.00	\$ -
1,788	7/29/2012 - 8/17/2012	\$ 1.00	\$ 35.00	\$ -
1,789	7/29/2012 - 8/20/2012	\$ -	\$ 120.00	\$ -
1,790	7/29/2012 - 9/26/2012	\$ 13.80	\$ 10.00	\$ -
1,791	7/29/2012 - 11/24/2012	\$ 42.00	\$ 25.00	\$ -
1,792	7/29/2012 - 12/18/2012	\$ 3.00	\$ 100.00	\$ -
1,793	7/29/2012 - 1/12/2014	\$ 1.00	\$ 55.00	\$ -
1,794	7/30/2012 - 7/30/2012	\$ 1.00	\$ 202.75	\$ -
1,795	7/30/2012 - 7/30/2012	\$ -	\$ 38.75	\$ -
1,796	7/30/2012 - 7/30/2012	\$ -	\$ 27.85	\$ -
1,797	7/30/2012 - 7/30/2012	\$ -	\$ 20.00	\$ -
1,798	7/30/2012 - 7/30/2012	\$ -	\$ 100.00	\$ -
1,799	7/30/2012 - 7/30/2012	\$ -	\$ 9.00	\$ -
1,800	7/30/2012 - 7/30/2012	\$ -	\$ 10.00	\$ -

DollarMonster

Transactions by SolidTrustPay.com

		\$ 1,063,731.63	\$ 1,146,307.67	\$ 30,376.29
		Debit	Credit	Evans
Investor No.	Investors' Date Range	Amount	Amount	Amount
1,801	7/30/2012 - 7/30/2012	\$ -	\$ 200.00	\$ -
1,802	7/30/2012 - 8/3/2012	\$ 8.93	\$ 16.00	\$ -
1,803	7/30/2012 - 8/3/2012	\$ 8.93	\$ 18.00	\$ -
1,804	7/30/2012 - 8/5/2012	\$ 5.00	\$ 82.00	\$ -
1,805	7/30/2012 - 8/13/2012	\$ -	\$ 14.75	\$ -
1,806	7/30/2012 - 8/17/2012	\$ 5.00	\$ 60.00	\$ -
1,807	7/30/2012 - 8/21/2012	\$ -	\$ 81.00	\$ -
1,808	7/30/2012 - 9/7/2012	\$ -	\$ 1,133.00	\$ -
1,809	7/30/2012 - 2/5/2013	\$ 36.29	\$ 34.00	\$ -
1,810	7/31/2012 - 7/31/2012	\$ -	\$ 30.00	\$ -
1,811	7/31/2012 - 7/31/2012	\$ -	\$ 6.75	\$ -
1,812	7/31/2012 - 7/31/2012	\$ -	\$ 500.00	\$ -
1,813	7/31/2012 - 8/3/2012	\$ 14.22	\$ 34.22	\$ -
1,814	7/31/2012 - 8/5/2012	\$ 10.75	\$ 17.75	\$ -
1,815	7/31/2012 - 8/6/2012	\$ -	\$ 29.99	\$ -
1,816	7/31/2012 - 8/7/2012	\$ 8.93	\$ 14.00	\$ -
1,817	7/31/2012 - 8/8/2012	\$ 2.00	\$ 200.00	\$ -
1,818	7/31/2012 - 8/20/2012	\$ 10.93	\$ 70.00	\$ -
1,819	7/31/2012 - 1/7/2013	\$ 13.80	\$ 40.00	\$ -
1,820	8/1/2012 - 8/1/2012	\$ 365.00	\$ 365.00	\$ -
1,821	8/1/2012 - 8/1/2012	\$ -	\$ 123.00	\$ -
1,822	8/1/2012 - 8/1/2012	\$ -	\$ 10.00	\$ -
1,823	8/1/2012 - 8/3/2012	\$ 17.86	\$ 23.00	\$ -
1,824	8/1/2012 - 8/3/2012	\$ 10.75	\$ 7.00	\$ -
1,825	8/1/2012 - 8/3/2012	\$ -	\$ 20.00	\$ -
1,826	8/1/2012 - 8/16/2012	\$ 8.93	\$ 24.00	\$ -
1,827	8/2/2012 - 8/2/2012	\$ 8.93	\$ -	\$ -
1,828	8/2/2012 - 8/2/2012	\$ 8.93	\$ -	\$ -
1,829	8/2/2012 - 8/2/2012	\$ 8.93	\$ -	\$ -
1,830	8/2/2012 - 8/2/2012	\$ 8.93	\$ -	\$ -

DollarMonster

Transactions by SolidTrustPay.com

\$ 1,063,731.63 \$ 1,146,307.67 \$ 30,376.29

Investor No.	Investors' Date Range	Debit	Credit	Evans
		Amount	Amount	Amount
1,831	8/2/2012 - 8/2/2012	\$ 8.93	\$ -	\$ -
1,832	8/2/2012 - 8/2/2012	\$ 8.93	\$ -	\$ -
1,833	8/2/2012 - 8/2/2012	\$ 8.93	\$ -	\$ -
1,834	8/2/2012 - 8/2/2012	\$ 8.93	\$ -	\$ -
1,835	8/2/2012 - 8/2/2012	\$ 8.93	\$ -	\$ -
1,836	8/2/2012 - 8/2/2012	\$ 8.93	\$ -	\$ -
1,837	8/2/2012 - 8/2/2012	\$ 8.93	\$ -	\$ -
1,838	8/2/2012 - 8/2/2012	\$ 8.93	\$ -	\$ -
1,839	8/2/2012 - 8/2/2012	\$ 8.93	\$ -	\$ -
1,840	8/2/2012 - 8/2/2012	\$ 8.93	\$ -	\$ -
1,841	8/2/2012 - 8/2/2012	\$ 8.93	\$ -	\$ -
1,842	8/2/2012 - 8/2/2012	\$ 8.93	\$ -	\$ -
1,843	8/2/2012 - 8/2/2012	\$ 8.93	\$ -	\$ -
1,844	8/2/2012 - 8/2/2012	\$ 8.93	\$ -	\$ -
1,845	8/2/2012 - 8/2/2012	\$ 8.93	\$ -	\$ -
1,846	8/2/2012 - 8/2/2012	\$ 8.93	\$ -	\$ -
1,847	8/2/2012 - 8/2/2012	\$ 8.93	\$ -	\$ -
1,848	8/2/2012 - 8/2/2012	\$ 8.93	\$ -	\$ -
1,849	8/2/2012 - 8/2/2012	\$ 8.93	\$ -	\$ -
1,850	8/2/2012 - 8/2/2012	\$ 8.93	\$ -	\$ -
1,851	8/2/2012 - 8/2/2012	\$ 8.93	\$ -	\$ -
1,852	8/2/2012 - 8/2/2012	\$ 8.93	\$ -	\$ -
1,853	8/2/2012 - 8/2/2012	\$ 8.93	\$ -	\$ -
1,854	8/2/2012 - 8/2/2012	\$ 8.93	\$ -	\$ -
1,855	8/2/2012 - 8/2/2012	\$ 8.93	\$ -	\$ -
1,856	8/2/2012 - 8/9/2012	\$ 8.93	\$ 6.75	\$ -
1,857	8/2/2012 - 9/29/2012	\$ 209.49	\$ 30.00	\$ -
1,858	8/2/2012 - 11/23/2012	\$ 8.93	\$ 6.00	\$ -
1,859	8/2/2012 - 11/28/2012	\$ 37.06	\$ 524.50	\$ -
1,860	8/2/2012 - 12/2/2012	\$ 22.73	\$ -	\$ -

DollarMonster

Transactions by SolidTrustPay.com

\$ 1,063,731.63 \$ 1,146,307.67 \$ 30,376.29

Investor No.	Investors' Date Range	Debit	Credit	Evans
		Amount	Amount	Amount
1,861	8/2/2012 - 7/17/2013	\$ 196.93	\$ 100.00	\$ -
1,862	8/3/2012 - 8/3/2012	\$ -	\$ 18.00	\$ -
1,863	8/3/2012 - 8/3/2012	\$ -	\$ 50.00	\$ -
1,864	8/3/2012 - 8/3/2012	\$ -	\$ 10.00	\$ -
1,865	8/3/2012 - 8/3/2012	\$ -	\$ 6.00	\$ -
1,866	8/3/2012 - 8/3/2012	\$ -	\$ 50.00	\$ -
1,867	8/3/2012 - 8/27/2013	\$ 8.93	\$ 8.55	\$ -
1,868	8/3/2012 - 9/10/2013	\$ 8.93	\$ 8.55	\$ -
1,869	8/4/2012 - 8/4/2012	\$ 1.00	\$ -	\$ -
1,870	8/4/2012 - 8/4/2012	\$ -	\$ 6.00	\$ -
1,871	8/4/2012 - 8/4/2012	\$ -	\$ 16.49	\$ -
1,872	8/4/2012 - 8/4/2012	\$ -	\$ 10.00	\$ -
1,873	8/4/2012 - 8/4/2012	\$ -	\$ 6.00	\$ -
1,874	8/4/2012 - 8/4/2012	\$ -	\$ 50.00	\$ -
1,875	8/4/2012 - 8/4/2012	\$ -	\$ 6.00	\$ -
1,876	8/4/2012 - 8/7/2012	\$ -	\$ 200.00	\$ -
1,877	8/4/2012 - 8/23/2012	\$ 5.00	\$ 50.00	\$ -
1,878	8/4/2012 - 1/13/2013	\$ 99.08	\$ 1,816.00	\$ -
1,879	8/5/2012 - 8/5/2012	\$ 1.00	\$ -	\$ -
1,880	8/5/2012 - 8/5/2012	\$ -	\$ 6.00	\$ -
1,881	8/5/2012 - 8/5/2012	\$ -	\$ 10.00	\$ -
1,882	8/5/2012 - 8/5/2012	\$ -	\$ 10.00	\$ -
1,883	8/5/2012 - 8/5/2012	\$ -	\$ 30.00	\$ -
1,884	8/5/2012 - 8/11/2012	\$ -	\$ 98.00	\$ -
1,885	8/5/2012 - 8/23/2012	\$ 2.00	\$ 836.00	\$ -
1,886	8/5/2012 - 4/16/2013	\$ 553.14	\$ 581.33	\$ -
1,887	8/6/2012 - 8/6/2012	\$ -	\$ 6.00	\$ -
1,888	8/6/2012 - 8/6/2012	\$ -	\$ 10.00	\$ -
1,889	8/6/2012 - 8/6/2012	\$ -	\$ 6.00	\$ -
1,890	8/6/2012 - 8/11/2012	\$ -	\$ 100.00	\$ -

DollarMonster

Transactions by SolidTrustPay.com

\$ 1,063,731.63 \$ 1,146,307.67 \$ 30,376.29

Investor No.	Investors' Date Range	Debit	Credit	Evans
		Amount	Amount	Amount
1,891	8/6/2012 - 8/14/2012	\$ -	\$ 14.00	\$ -
1,892	8/6/2012 - 8/23/2012	\$ -	\$ 16.75	\$ -
1,893	8/6/2012 - 9/9/2012	\$ 8.50	\$ 120.00	\$ -
1,894	8/7/2012 - 8/7/2012	\$ -	\$ 6.00	\$ -
1,895	8/7/2012 - 8/7/2012	\$ -	\$ 35.00	\$ -
1,896	8/7/2012 - 8/7/2012	\$ -	\$ 46.00	\$ -
1,897	8/7/2012 - 8/7/2012	\$ -	\$ 200.00	\$ -
1,898	8/7/2012 - 8/7/2012	\$ -	\$ 45.00	\$ -
1,899	8/8/2012 - 8/8/2012	\$ -	\$ 4.00	\$ -
1,900	8/8/2012 - 8/8/2012	\$ -	\$ 25.00	\$ -
1,901	8/8/2012 - 8/9/2012	\$ -	\$ 160.00	\$ -
1,902	8/8/2012 - 11/20/2012	\$ 5.00	\$ 55.00	\$ -
1,903	8/8/2012 - 11/28/2012	\$ -	\$ 413.75	\$ -
1,904	8/8/2012 - 2/24/2014	\$ 50.00	\$ 143.52	\$ -
1,905	8/9/2012 - 8/9/2012	\$ -	\$ 16.75	\$ -
1,906	8/9/2012 - 8/9/2012	\$ -	\$ 12.00	\$ -
1,907	8/9/2012 - 8/9/2012	\$ -	\$ 10.00	\$ -
1,908	8/9/2012 - 8/14/2012	\$ -	\$ 22.00	\$ -
1,909	8/9/2012 - 8/15/2012	\$ 1.00	\$ 50.00	\$ -
1,910	8/9/2012 - 8/22/2012	\$ -	\$ 40.55	\$ -
1,911	8/10/2012 - 8/10/2012	\$ -	\$ 25.00	\$ -
1,912	8/10/2012 - 12/21/2012	\$ 42.00	\$ 35.00	\$ -
1,913	8/11/2012 - 8/11/2012	\$ -	\$ 216.00	\$ -
1,914	8/11/2012 - 8/11/2012	\$ -	\$ 8.00	\$ -
1,915	8/11/2012 - 8/11/2012	\$ -	\$ 94.00	\$ -
1,916	8/11/2012 - 8/11/2012	\$ -	\$ 97.00	\$ -
1,917	8/11/2012 - 8/11/2012	\$ -	\$ 12.00	\$ -
1,918	8/11/2012 - 8/11/2012	\$ -	\$ 162.00	\$ -
1,919	8/11/2012 - 8/12/2012	\$ 1.00	\$ 13.00	\$ -
1,920	8/11/2012 - 8/17/2012	\$ -	\$ 95.00	\$ -

DollarMonster

Transactions by SolidTrustPay.com

\$ 1,063,731.63 \$ 1,146,307.67 \$ 30,376.29

Investor No.	Investors' Date Range	Debit	Credit	Evans
		Amount	Amount	Amount
1,921	8/11/2012 - 12/30/2013	\$ 9,412.32	\$ 3,042.00	\$ -
1,922	8/12/2012 - 8/12/2012	\$ -	\$ 6.00	\$ -
1,923	8/12/2012 - 8/12/2012	\$ -	\$ 40.00	\$ -
1,924	8/12/2012 - 8/12/2012	\$ -	\$ 4.00	\$ -
1,925	8/12/2012 - 8/12/2012	\$ -	\$ 50.00	\$ -
1,926	8/12/2012 - 8/12/2012	\$ -	\$ 12.50	\$ -
1,927	8/12/2012 - 8/12/2012	\$ -	\$ 20.00	\$ -
1,928	8/12/2012 - 8/12/2012	\$ -	\$ 56.00	\$ -
1,929	8/12/2012 - 8/12/2012	\$ -	\$ 8.50	\$ -
1,930	8/12/2012 - 8/14/2012	\$ 1.00	\$ 137.00	\$ -
1,931	8/12/2012 - 8/24/2012	\$ -	\$ 672.00	\$ -
1,932	8/12/2012 - 9/24/2013	\$ 176.00	\$ -	\$ -
1,933	8/13/2012 - 8/13/2012	\$ -	\$ 16.00	\$ -
1,934	8/13/2012 - 8/13/2012	\$ -	\$ 10.00	\$ -
1,935	8/13/2012 - 8/13/2012	\$ -	\$ 6.00	\$ -
1,936	8/13/2012 - 8/13/2012	\$ -	\$ 95.00	\$ -
1,937	8/13/2012 - 8/13/2012	\$ -	\$ 6.75	\$ -
1,938	8/14/2012 - 8/14/2012	\$ -	\$ 45.00	\$ -
1,939	8/14/2012 - 8/14/2012	\$ -	\$ 20.00	\$ -
1,940	8/14/2012 - 8/14/2012	\$ -	\$ 22.00	\$ -
1,941	8/14/2012 - 8/14/2012	\$ -	\$ 17.00	\$ -
1,942	8/14/2012 - 8/15/2012	\$ -	\$ 13.54	\$ -
1,943	8/14/2012 - 9/29/2012	\$ 913.56	\$ -	\$ -
1,944	8/14/2012 - 11/21/2012	\$ 181.20	\$ -	\$ -
1,945	8/15/2012 - 8/15/2012	\$ 454.14	\$ -	\$ -
1,946	8/15/2012 - 8/15/2012	\$ 180.20	\$ -	\$ -
1,947	8/15/2012 - 8/15/2012	\$ 180.20	\$ -	\$ -
1,948	8/15/2012 - 8/15/2012	\$ -	\$ 6.00	\$ -
1,949	8/15/2012 - 8/15/2012	\$ -	\$ 79.00	\$ -
1,950	8/15/2012 - 8/15/2012	\$ -	\$ 6.00	\$ -

DollarMonster

Transactions by SolidTrustPay.com

		\$ 1,063,731.63	\$ 1,146,307.67	\$ 30,376.29
		Debit	Credit	Evans
Investor No.	Investors' Date Range	Amount	Amount	Amount
1,951	8/15/2012 - 8/15/2012	\$ -	\$ 6.75	\$ -
1,952	8/15/2012 - 8/15/2012	\$ -	\$ 100.00	\$ -
1,953	8/15/2012 - 8/15/2012	\$ -	\$ 10.00	\$ -
1,954	8/15/2012 - 10/14/2012	\$ 27.00	\$ 30.00	\$ -
1,955	8/16/2012 - 8/16/2012	\$ -	\$ 432.50	\$ -
1,956	8/16/2012 - 8/16/2012	\$ -	\$ 10.00	\$ -
1,957	8/16/2012 - 8/16/2012	\$ -	\$ 3.00	\$ -
1,958	8/16/2012 - 8/16/2012	\$ -	\$ 9.11	\$ -
1,959	8/16/2012 - 8/16/2012	\$ -	\$ 6.75	\$ -
1,960	8/16/2012 - 8/16/2012	\$ -	\$ 10.00	\$ -
1,961	8/16/2012 - 8/16/2012	\$ -	\$ 6.75	\$ -
1,962	8/16/2012 - 8/16/2012	\$ -	\$ 6.00	\$ -
1,963	8/16/2012 - 8/16/2012	\$ -	\$ 40.00	\$ -
1,964	8/16/2012 - 8/17/2012	\$ -	\$ 126.00	\$ -
1,965	8/16/2012 - 9/6/2012	\$ 189.13	\$ -	\$ -
1,966	8/16/2012 - 9/6/2012	\$ 9.00	\$ 10.00	\$ -
1,967	8/16/2012 - 10/4/2012	\$ 84.17	\$ 137.63	\$ -
1,968	8/16/2012 - 11/23/2012	\$ 1.00	\$ 20.00	\$ -
1,969	8/16/2012 - 4/15/2013	\$ 1,095.45	\$ 1,580.15	\$ -
1,970	8/16/2012 - 12/7/2013	\$ 3,314.68	\$ 3,278.00	\$ -
1,971	8/17/2012 - 8/17/2012	\$ -	\$ 310.00	\$ -
1,972	8/17/2012 - 8/17/2012	\$ -	\$ 24.75	\$ -
1,973	8/17/2012 - 8/17/2012	\$ -	\$ 6.00	\$ -
1,974	8/17/2012 - 8/17/2012	\$ -	\$ 6.00	\$ -
1,975	8/17/2012 - 8/17/2012	\$ -	\$ 23.00	\$ -
1,976	8/17/2012 - 8/17/2012	\$ -	\$ 6.00	\$ -
1,977	8/17/2012 - 8/18/2012	\$ -	\$ 31.50	\$ -
1,978	8/17/2012 - 8/25/2012	\$ 1.00	\$ 15.00	\$ -
1,979	8/17/2012 - 10/14/2012	\$ 8.16	\$ 29.00	\$ -
1,980	8/17/2012 - 12/26/2012	\$ 10.04	\$ 29.00	\$ -

DollarMonster

Transactions by SolidTrustPay.com

		\$ 1,063,731.63	\$ 1,146,307.67	\$ 30,376.29
		Debit	Credit	Evans
Investor No.	Investors' Date Range	Amount	Amount	Amount
1,981	8/18/2012 - 8/18/2012	\$ -	\$ 6.00	\$ -
1,982	8/18/2012 - 8/18/2012	\$ -	\$ 24.00	\$ -
1,983	8/18/2012 - 8/18/2012	\$ -	\$ 10.00	\$ -
1,984	8/18/2012 - 8/18/2012	\$ -	\$ 200.00	\$ -
1,985	8/18/2012 - 10/4/2012	\$ 4.00	\$ 6.49	\$ -
1,986	8/19/2012 - 8/19/2012	\$ -	\$ 20.00	\$ -
1,987	8/19/2012 - 8/19/2012	\$ -	\$ 61.00	\$ -
1,988	8/19/2012 - 10/19/2012	\$ 2,889.48	\$ -	\$ -
1,989	8/19/2012 - 11/29/2012	\$ 495.59	\$ 362.75	\$ -
1,990	8/19/2012 - 1/9/2013	\$ 9.00	\$ 20.00	\$ -
1,991	8/19/2012 - 4/30/2013	\$ 200.09	\$ 166.50	\$ -
1,992	8/19/2012 - 9/14/2013	\$ 88.37	\$ 40.75	\$ -
1,993	8/20/2012 - 8/20/2012	\$ -	\$ 32.00	\$ -
1,994	8/20/2012 - 8/20/2012	\$ -	\$ 26.00	\$ -
1,995	8/20/2012 - 8/20/2012	\$ -	\$ 18.00	\$ -
1,996	8/20/2012 - 8/20/2012	\$ -	\$ 24.00	\$ -
1,997	8/20/2012 - 8/20/2012	\$ -	\$ 4.00	\$ -
1,998	8/20/2012 - 8/20/2012	\$ -	\$ 6.75	\$ -
1,999	8/20/2012 - 8/20/2012	\$ -	\$ 14.91	\$ -
2,000	8/21/2012 - 8/21/2012	\$ -	\$ 10.00	\$ -
2,001	8/21/2012 - 8/21/2012	\$ -	\$ 50.00	\$ -
2,002	8/21/2012 - 8/21/2012	\$ -	\$ 48.00	\$ -
2,003	8/21/2012 - 8/21/2012	\$ -	\$ 58.00	\$ -
2,004	8/21/2012 - 8/23/2012	\$ 3,511.53	\$ -	\$ -
2,005	8/21/2012 - 9/5/2012	\$ 67.88	\$ 90.00	\$ -
2,006	8/21/2012 - 9/11/2012	\$ 176.82	\$ 136.50	\$ -
2,007	8/21/2012 - 3/8/2013	\$ 23.00	\$ 6.00	\$ -
2,008	8/22/2012 - 8/22/2012	\$ -	\$ 120.00	\$ -
2,009	8/22/2012 - 8/22/2012	\$ -	\$ 10.00	\$ -
2,010	8/22/2012 - 8/22/2012	\$ -	\$ 18.00	\$ -

DollarMonster

Transactions by SolidTrustPay.com

		\$ 1,063,731.63	\$ 1,146,307.67	\$ 30,376.29
Investor No.	Investors' Date Range	Debit	Credit	Evans
		Amount	Amount	Amount
2,011	8/22/2012 - 8/22/2012	\$ -	\$ 6.00	\$ -
2,012	8/22/2012 - 8/23/2012	\$ -	\$ 24.00	\$ -
2,013	8/22/2012 - 8/23/2012	\$ -	\$ 24.00	\$ -
2,014	8/22/2012 - 8/24/2012	\$ -	\$ 12.00	\$ -
2,015	8/22/2012 - 9/29/2012	\$ 14.00	\$ 514.00	\$ -
2,016	8/22/2012 - 10/4/2012	\$ 36.03	\$ 183.87	\$ -
2,017	8/23/2012 - 8/23/2012	\$ 2,267.43	\$ -	\$ -
2,018	8/23/2012 - 8/23/2012	\$ 1.00	\$ 98.00	\$ -
2,019	8/23/2012 - 8/23/2012	\$ -	\$ 228.00	\$ -
2,020	8/23/2012 - 8/23/2012	\$ -	\$ 9.00	\$ -
2,021	8/23/2012 - 8/23/2012	\$ -	\$ 98.00	\$ -
2,022	8/23/2012 - 8/31/2012	\$ 2.00	\$ 242.75	\$ -
2,023	8/23/2012 - 9/6/2012	\$ 125.54	\$ 230.00	\$ -
2,024	8/23/2012 - 11/20/2012	\$ 575.36	\$ 29.00	\$ -
2,025	8/23/2012 - 1/5/2013	\$ 13.05	\$ 9.60	\$ -
2,026	8/23/2012 - 5/31/2013	\$ 6.28	\$ 10.00	\$ -
2,027	8/24/2012 - 8/24/2012	\$ -	\$ 19.00	\$ -
2,028	8/24/2012 - 8/24/2012	\$ -	\$ 20.00	\$ -
2,029	8/24/2012 - 8/24/2012	\$ -	\$ 92.87	\$ -
2,030	8/24/2012 - 9/5/2012	\$ 4.00	\$ 118.00	\$ -
2,031	8/24/2012 - 3/23/2013	\$ 782.30	\$ 1,494.79	\$ -
2,032	8/25/2012 - 8/25/2012	\$ -	\$ 6.00	\$ -
2,033	8/25/2012 - 8/25/2012	\$ -	\$ 6.00	\$ -
2,034	8/25/2012 - 8/25/2012	\$ -	\$ 6.00	\$ -
2,035	8/26/2012 - 8/26/2012	\$ -	\$ 10.00	\$ -
2,036	8/26/2012 - 3/26/2014	\$ 5,521.33	\$ 3,419.00	\$ -
2,037	8/27/2012 - 8/27/2012	\$ -	\$ 26.75	\$ -
2,038	8/27/2012 - 9/6/2012	\$ 175.02	\$ 121.00	\$ -
2,039	8/28/2012 - 8/28/2012	\$ -	\$ 28.00	\$ -
2,040	8/28/2012 - 9/9/2012	\$ 196.41	\$ 230.78	\$ -

DollarMonster

Transactions by SolidTrustPay.com

\$ 1,063,731.63 \$ 1,146,307.67 \$ 30,376.29

Investor No.	Investors' Date Range	Debit	Credit	Evans
		Amount	Amount	Amount
2,041	8/28/2012 - 12/21/2012	\$ 1,051.98	\$ 295.00	\$ -
2,042	8/28/2012 - 3/9/2013	\$ 336.55	\$ 380.31	\$ -
2,043	8/29/2012 - 9/8/2012	\$ 232.15	\$ 196.00	\$ -
2,044	8/29/2012 - 9/27/2012	\$ 522.31	\$ 457.75	\$ -
2,045	8/30/2012 - 8/30/2012	\$ 8.93	\$ 6.00	\$ -
2,046	8/30/2012 - 9/1/2012	\$ -	\$ 38.75	\$ -
2,047	8/31/2012 - 8/31/2012	\$ -	\$ 6.75	\$ -
2,048	8/31/2012 - 9/5/2012	\$ 157.47	\$ 171.64	\$ -
2,049	8/31/2012 - 9/6/2012	\$ 134.29	\$ 117.00	\$ -
2,050	8/31/2012 - 9/8/2012	\$ 76.17	\$ 78.00	\$ -
2,051	9/1/2012 - 9/5/2012	\$ 156.51	\$ 122.00	\$ -
2,052	9/1/2012 - 9/5/2012	\$ 130.65	\$ 110.00	\$ -
2,053	9/1/2012 - 9/5/2012	\$ 17.86	\$ 18.00	\$ -
2,054	9/1/2012 - 10/11/2012	\$ 185.20	\$ 210.00	\$ -
2,055	9/1/2012 - 10/20/2013	\$ 196.49	\$ 221.00	\$ -
2,056	9/2/2012 - 9/5/2012	\$ 71.81	\$ 83.68	\$ -
2,057	9/2/2012 - 9/5/2012	\$ 41.73	\$ 54.00	\$ -
2,058	9/2/2012 - 9/5/2012	\$ 34.44	\$ 42.78	\$ -
2,059	9/2/2012 - 9/7/2012	\$ 123.72	\$ 177.00	\$ -
2,060	9/2/2012 - 9/8/2012	\$ 116.42	\$ 96.09	\$ -
2,061	9/2/2012 - 12/1/2012	\$ 24.55	\$ 7.00	\$ -
2,062	9/2/2012 - 12/1/2012	\$ 14.80	\$ -	\$ -
2,063	9/2/2012 - 9/15/2013	\$ 20.00	\$ 9.00	\$ -
2,064	9/2/2012 - 10/5/2013	\$ 292.39	\$ 278.00	\$ -
2,065	9/2/2012 - 10/18/2013	\$ 90.60	\$ 100.00	\$ -
2,066	9/3/2012 - 9/5/2012	\$ 192.13	\$ 296.00	\$ -
2,067	9/3/2012 - 9/5/2012	\$ 99.21	\$ 95.00	\$ -
2,068	9/3/2012 - 9/6/2012	\$ 43.55	\$ 68.00	\$ -
2,069	9/3/2012 - 9/6/2012	\$ 34.42	\$ 53.64	\$ -
2,070	9/3/2012 - 10/22/2012	\$ 72.59	\$ 99.00	\$ -

DollarMonster

Transactions by SolidTrustPay.com

		\$ 1,063,731.63	\$ 1,146,307.67	\$ 30,376.29
		Debit	Credit	Evans
Investor No.	Investors' Date Range	Amount	Amount	Amount
2,071	9/3/2012 - 1/9/2013	\$ 17.31	\$ 22.00	\$ -
2,072	9/3/2012 - 6/4/2013	\$ 104.87	\$ 137.97	\$ -
2,073	9/3/2012 - 7/3/2013	\$ 28.79	\$ 51.00	\$ -
2,074	9/4/2012 - 9/4/2012	\$ -	\$ 52.00	\$ -
2,075	9/4/2012 - 9/6/2012	\$ 40.91	\$ 68.58	\$ -
2,076	9/4/2012 - 9/6/2012	\$ 34.44	\$ 20.00	\$ -
2,077	9/4/2012 - 9/7/2012	\$ 52.84	\$ 79.00	\$ -
2,078	9/4/2012 - 9/7/2012	\$ 50.84	\$ 64.00	\$ -
2,079	9/4/2012 - 9/9/2012	\$ 89.10	\$ 356.65	\$ -
2,080	9/4/2012 - 9/17/2012	\$ 52.66	\$ 70.00	\$ -
2,081	9/4/2012 - 1/9/2013	\$ 20.86	\$ 57.00	\$ -
2,082	9/5/2012 - 9/5/2012	\$ 1.00	\$ 20.00	\$ -
2,083	9/5/2012 - 9/5/2012	\$ -	\$ 25.00	\$ -
2,084	9/5/2012 - 9/5/2012	\$ -	\$ 4.00	\$ -
2,085	9/5/2012 - 9/5/2012	\$ -	\$ 10.00	\$ -
2,086	9/5/2012 - 9/5/2012	\$ -	\$ 25.00	\$ -
2,087	9/5/2012 - 9/7/2012	\$ -	\$ 12.00	\$ -
2,088	9/5/2012 - 9/29/2012	\$ 1.00	\$ 50.00	\$ -
2,089	9/5/2012 - 11/21/2012	\$ 6.28	\$ 6.00	\$ -
2,090	9/5/2012 - 10/14/2013	\$ 1.50	\$ 6.00	\$ -
2,091	9/6/2012 - 9/6/2012	\$ 8.93	\$ -	\$ -
2,092	9/6/2012 - 9/6/2012	\$ 8.93	\$ -	\$ -
2,093	9/6/2012 - 9/6/2012	\$ 8.93	\$ -	\$ -
2,094	9/6/2012 - 9/6/2012	\$ 8.93	\$ -	\$ -
2,095	9/6/2012 - 9/6/2012	\$ 8.93	\$ -	\$ -
2,096	9/6/2012 - 9/6/2012	\$ 8.93	\$ -	\$ -
2,097	9/6/2012 - 9/6/2012	\$ 8.93	\$ -	\$ -
2,098	9/6/2012 - 9/6/2012	\$ 8.93	\$ -	\$ -
2,099	9/6/2012 - 9/6/2012	\$ 8.93	\$ -	\$ -
2,100	9/6/2012 - 9/6/2012	\$ 8.93	\$ -	\$ -

DollarMonster

Transactions by SolidTrustPay.com

		\$ 1,063,731.63	\$ 1,146,307.67	\$ 30,376.29
		Debit	Credit	Evans
Investor No.	Investors' Date Range	Amount	Amount	Amount
2,101	9/6/2012 - 9/6/2012	\$ 8.93	\$ -	\$ -
2,102	9/6/2012 - 9/6/2012	\$ 8.93	\$ -	\$ -
2,103	9/6/2012 - 9/6/2012	\$ 8.93	\$ -	\$ -
2,104	9/6/2012 - 9/6/2012	\$ 8.93	\$ -	\$ -
2,105	9/6/2012 - 9/6/2012	\$ 8.93	\$ -	\$ -
2,106	9/6/2012 - 9/6/2012	\$ 8.93	\$ -	\$ -
2,107	9/6/2012 - 9/6/2012	\$ 8.93	\$ -	\$ -
2,108	9/6/2012 - 9/6/2012	\$ 8.93	\$ -	\$ -
2,109	9/6/2012 - 9/6/2012	\$ 8.93	\$ -	\$ -
2,110	9/6/2012 - 9/6/2012	\$ 8.93	\$ -	\$ -
2,111	9/6/2012 - 9/6/2012	\$ 8.93	\$ -	\$ -
2,112	9/6/2012 - 9/6/2012	\$ 8.93	\$ -	\$ -
2,113	9/6/2012 - 9/6/2012	\$ 8.93	\$ -	\$ -
2,114	9/6/2012 - 9/6/2012	\$ 8.93	\$ -	\$ -
2,115	9/6/2012 - 9/6/2012	\$ 8.93	\$ -	\$ -
2,116	9/6/2012 - 9/6/2012	\$ 8.93	\$ -	\$ -
2,117	9/6/2012 - 9/6/2012	\$ 8.93	\$ -	\$ -
2,118	9/6/2012 - 9/6/2012	\$ 8.93	\$ -	\$ -
2,119	9/6/2012 - 9/6/2012	\$ 8.93	\$ -	\$ -
2,120	9/6/2012 - 9/6/2012	\$ -	\$ 245.00	\$ -
2,121	9/6/2012 - 9/6/2012	\$ -	\$ 50.00	\$ -
2,122	9/6/2012 - 9/6/2012	\$ -	\$ 15.00	\$ -
2,123	9/6/2012 - 9/6/2012	\$ -	\$ 29.00	\$ -
2,124	9/6/2012 - 9/6/2012	\$ -	\$ 10.00	\$ -
2,125	9/6/2012 - 9/7/2012	\$ 17.86	\$ -	\$ -
2,126	9/6/2012 - 9/8/2012	\$ 189.13	\$ -	\$ -
2,127	9/6/2012 - 9/8/2012	\$ 8.93	\$ 6.00	\$ -
2,128	9/6/2012 - 9/13/2012	\$ 241.58	\$ -	\$ -
2,129	9/6/2012 - 6/3/2013	\$ 215.77	\$ 88.00	\$ -
2,130	9/7/2012 - 9/7/2012	\$ 180.20	\$ -	\$ -

DollarMonster

Transactions by SolidTrustPay.com

		\$ 1,063,731.63	\$ 1,146,307.67	\$ 30,376.29
		Debit	Credit	Evans
Investor No.	Investors' Date Range	Amount	Amount	Amount
2,131	9/7/2012 - 9/7/2012	\$ 17.86	\$ -	\$ -
2,132	9/7/2012 - 9/7/2012	\$ 15.69	\$ -	\$ -
2,133	9/7/2012 - 9/7/2012	\$ 8.93	\$ -	\$ -
2,134	9/7/2012 - 9/7/2012	\$ 8.93	\$ -	\$ -
2,135	9/7/2012 - 9/7/2012	\$ 8.93	\$ -	\$ -
2,136	9/7/2012 - 9/7/2012	\$ 8.93	\$ -	\$ -
2,137	9/7/2012 - 9/7/2012	\$ 8.93	\$ -	\$ -
2,138	9/7/2012 - 9/7/2012	\$ -	\$ 10.00	\$ -
2,139	9/7/2012 - 9/7/2012	\$ -	\$ 19.00	\$ -
2,140	9/7/2012 - 9/7/2012	\$ -	\$ 6.75	\$ -
2,141	9/7/2012 - 9/7/2012	\$ -	\$ 10.00	\$ -
2,142	9/7/2012 - 9/8/2012	\$ 16.22	\$ 15.00	\$ -
2,143	9/7/2012 - 10/17/2012	\$ 305.64	\$ 250.00	\$ -
2,144	9/7/2012 - 3/7/2013	\$ 596.69	\$ 832.91	\$ -
2,145	9/7/2012 - 5/5/2013	\$ 663.66	\$ 1,111.00	\$ -
2,146	9/7/2012 - 7/24/2013	\$ 12.93	\$ 8.00	\$ -
2,147	9/7/2012 - 8/26/2013	\$ 37.22	\$ 18.00	\$ -
2,148	9/8/2012 - 9/8/2012	\$ 101.15	\$ 50.00	\$ -
2,149	9/8/2012 - 9/8/2012	\$ 8.93	\$ -	\$ -
2,150	9/8/2012 - 9/8/2012	\$ -	\$ 7.00	\$ -
2,151	9/8/2012 - 9/8/2012	\$ -	\$ 6.00	\$ -
2,152	9/8/2012 - 9/11/2012	\$ -	\$ 20.00	\$ -
2,153	9/8/2012 - 10/15/2012	\$ 13.80	\$ 20.00	\$ -
2,154	9/8/2012 - 11/27/2012	\$ 17.80	\$ 56.00	\$ -
2,155	9/9/2012 - 9/9/2012	\$ -	\$ 44.00	\$ -
2,156	9/9/2012 - 9/9/2012	\$ -	\$ 10.00	\$ -
2,157	9/9/2012 - 9/9/2012	\$ -	\$ 10.00	\$ -
2,158	9/9/2012 - 9/9/2012	\$ -	\$ 50.00	\$ -
2,159	9/9/2012 - 9/9/2012	\$ -	\$ 20.00	\$ -
2,160	9/9/2012 - 9/10/2012	\$ -	\$ 50.00	\$ -

DollarMonster

Transactions by SolidTrustPay.com

		\$ 1,063,731.63	\$ 1,146,307.67	\$ 30,376.29
		Debit	Credit	Evans
Investor No.	Investors' Date Range	Amount	Amount	Amount
2,161	9/10/2012 - 9/10/2012	\$ -	\$ 6.00	\$ -
2,162	9/10/2012 - 9/10/2012	\$ -	\$ 15.00	\$ -
2,163	9/10/2012 - 9/13/2012	\$ 1.00	\$ 200.00	\$ -
2,164	9/10/2012 - 12/20/2012	\$ 15.80	\$ 144.00	\$ -
2,165	9/11/2012 - 9/11/2012	\$ -	\$ 6.00	\$ -
2,166	9/11/2012 - 9/11/2012	\$ -	\$ 20.00	\$ -
2,167	9/11/2012 - 9/12/2012	\$ -	\$ 24.00	\$ -
2,168	9/12/2012 - 9/12/2012	\$ -	\$ 28.00	\$ -
2,169	9/12/2012 - 9/17/2012	\$ 4.00	\$ 200.00	\$ -
2,170	9/12/2012 - 9/24/2012	\$ 1.00	\$ 26.00	\$ -
2,171	9/12/2012 - 2/21/2013	\$ 24.28	\$ 13.00	\$ -
2,172	9/13/2012 - 9/13/2012	\$ -	\$ 7.00	\$ -
2,173	9/13/2012 - 9/13/2012	\$ -	\$ 20.00	\$ -
2,174	9/13/2012 - 9/17/2012	\$ -	\$ 198.60	\$ -
2,175	9/13/2012 - 1/12/2013	\$ 1,005.40	\$ 1,677.75	\$ -
2,176	9/14/2012 - 9/14/2012	\$ -	\$ 7.00	\$ -
2,177	9/14/2012 - 9/16/2012	\$ -	\$ 100.00	\$ -
2,178	9/14/2012 - 9/17/2012	\$ -	\$ 100.00	\$ -
2,179	9/14/2012 - 10/14/2012	\$ 14.44	\$ 13.00	\$ -
2,180	9/14/2012 - 1/9/2013	\$ 272.00	\$ 435.00	\$ -
2,181	9/15/2012 - 10/14/2012	\$ 9.76	\$ 17.85	\$ -
2,182	9/15/2012 - 3/18/2013	\$ 73.40	\$ 114.00	\$ -
2,183	9/16/2012 - 10/14/2012	\$ 6.28	\$ 6.00	\$ -
2,184	9/16/2012 - 10/16/2012	\$ 21.32	\$ 35.00	\$ -
2,185	9/16/2012 - 11/12/2012	\$ 72.72	\$ 44.00	\$ -
2,186	9/16/2012 - 12/5/2012	\$ 44.60	\$ 55.85	\$ -
2,187	9/16/2012 - 6/21/2013	\$ 2,275.60	\$ 2,301.00	\$ -
2,188	9/17/2012 - 9/17/2012	\$ -	\$ 10.00	\$ -
2,189	9/17/2012 - 9/17/2012	\$ -	\$ 50.00	\$ -
2,190	9/17/2012 - 10/12/2012	\$ 6.28	\$ 6.00	\$ -

DollarMonster

Transactions by SolidTrustPay.com

		\$ 1,063,731.63	\$ 1,146,307.67	\$ 30,376.29
		Debit	Credit	Evans
Investor No.	Investors' Date Range	Amount	Amount	Amount
2,191	9/17/2012 - 1/21/2013	\$ 4.00	\$ 77.00	\$ -
2,192	9/18/2012 - 9/18/2012	\$ 188.00	\$ -	\$ -
2,193	9/18/2012 - 9/18/2012	\$ -	\$ 95.00	\$ -
2,194	9/18/2012 - 9/18/2012	\$ -	\$ 10.00	\$ -
2,195	9/18/2012 - 9/18/2012	\$ -	\$ 6.75	\$ -
2,196	9/18/2012 - 9/19/2012	\$ -	\$ 100.00	\$ -
2,197	9/19/2012 - 9/19/2012	\$ -	\$ 25.00	\$ -
2,198	9/19/2012 - 9/19/2012	\$ -	\$ 10.00	\$ -
2,199	9/19/2012 - 10/11/2012	\$ -	\$ 122.00	\$ -
2,200	9/19/2012 - 12/10/2013	\$ 278.00	\$ -	\$ -
2,201	9/20/2012 - 9/20/2012	\$ -	\$ 10.00	\$ -
2,202	9/20/2012 - 10/12/2012	\$ 6.28	\$ 6.00	\$ -
2,203	9/20/2012 - 3/10/2013	\$ 435.61	\$ 410.85	\$ -
2,204	9/21/2012 - 10/12/2012	\$ 6.28	\$ 6.00	\$ -
2,205	9/21/2012 - 10/12/2012	\$ 6.28	\$ 6.00	\$ -
2,206	9/21/2012 - 11/22/2012	\$ 27.60	\$ 106.00	\$ -
2,207	9/22/2012 - 9/22/2012	\$ -	\$ 24.00	\$ -
2,208	9/22/2012 - 9/22/2012	\$ -	\$ 10.00	\$ -
2,209	9/22/2012 - 10/12/2012	\$ 6.28	\$ 12.75	\$ -
2,210	9/22/2012 - 1/22/2013	\$ 74.01	\$ 136.75	\$ -
2,211	9/22/2012 - 5/30/2013	\$ 31.16	\$ 45.97	\$ -
2,212	9/23/2012 - 9/24/2012	\$ 186.84	\$ -	\$ -
2,213	9/23/2012 - 11/14/2012	\$ 39.52	\$ 60.00	\$ -
2,214	9/23/2012 - 11/20/2012	\$ 6.28	\$ 32.00	\$ -
2,215	9/23/2012 - 11/24/2012	\$ 32.60	\$ 20.00	\$ -
2,216	9/24/2012 - 9/24/2012	\$ 52.90	\$ -	\$ -
2,217	9/24/2012 - 9/24/2012	\$ -	\$ 9.50	\$ -
2,218	9/24/2012 - 9/24/2012	\$ -	\$ 13.00	\$ -
2,219	9/24/2012 - 9/30/2012	\$ -	\$ 70.00	\$ -
2,220	9/24/2012 - 10/6/2012	\$ 156.20	\$ 160.00	\$ -

DollarMonster

Transactions by SolidTrustPay.com

		\$ 1,063,731.63	\$ 1,146,307.67	\$ 30,376.29
		Debit	Credit	Evans
Investor No.	Investors' Date Range	Amount	Amount	Amount
2,221	9/24/2012 - 10/12/2012	\$ 12.56	\$ 12.00	\$ -
2,222	9/24/2012 - 11/21/2012	\$ 132.25	\$ -	\$ -
2,223	9/24/2012 - 2/5/2013	\$ 23.84	\$ 163.00	\$ -
2,224	9/25/2012 - 9/25/2012	\$ -	\$ 10.00	\$ -
2,225	9/25/2012 - 9/26/2012	\$ 36.18	\$ 46.18	\$ -
2,226	9/26/2012 - 9/26/2012	\$ -	\$ 6.75	\$ -
2,227	9/26/2012 - 9/26/2012	\$ -	\$ 50.00	\$ -
2,228	9/26/2012 - 9/26/2012	\$ -	\$ 30.00	\$ -
2,229	9/26/2012 - 9/27/2012	\$ 32.60	\$ 60.00	\$ -
2,230	9/26/2012 - 10/14/2012	\$ 6.28	\$ 10.00	\$ -
2,231	9/27/2012 - 9/27/2012	\$ 69.32	\$ 67.00	\$ -
2,232	9/27/2012 - 9/27/2012	\$ 6.28	\$ -	\$ -
2,233	9/27/2012 - 9/27/2012	\$ 6.28	\$ -	\$ -
2,234	9/27/2012 - 9/27/2012	\$ 6.28	\$ -	\$ -
2,235	9/27/2012 - 9/27/2012	\$ 6.28	\$ -	\$ -
2,236	9/27/2012 - 9/27/2012	\$ 6.28	\$ -	\$ -
2,237	9/27/2012 - 9/27/2012	\$ 6.28	\$ -	\$ -
2,238	9/27/2012 - 9/27/2012	\$ 6.28	\$ -	\$ -
2,239	9/27/2012 - 9/27/2012	\$ -	\$ 14.37	\$ -
2,240	9/27/2012 - 9/27/2012	\$ -	\$ 50.00	\$ -
2,241	9/27/2012 - 9/29/2012	\$ 18.84	\$ -	\$ -
2,242	9/27/2012 - 9/29/2012	\$ 12.56	\$ -	\$ -
2,243	9/27/2012 - 11/29/2012	\$ 12.56	\$ -	\$ -
2,244	9/27/2012 - 12/4/2012	\$ 102.59	\$ 6.00	\$ -
2,245	9/27/2012 - 12/5/2012	\$ -	\$ 84.00	\$ -
2,246	9/27/2012 - 3/19/2013	\$ 6.28	\$ 10.00	\$ -
2,247	9/27/2012 - 12/12/2013	\$ 17.28	\$ 28.00	\$ -
2,248	9/28/2012 - 9/28/2012	\$ 6.28	\$ -	\$ -
2,249	9/28/2012 - 9/28/2012	\$ 6.28	\$ -	\$ -
2,250	9/28/2012 - 9/28/2012	\$ 6.28	\$ -	\$ -

DollarMonster

Transactions by SolidTrustPay.com

		\$ 1,063,731.63	\$ 1,146,307.67	\$ 30,376.29
		Debit	Credit	Evans
Investor No.	Investors' Date Range	Amount	Amount	Amount
2,251	9/28/2012 - 10/3/2012	\$ 2.00	\$ -	\$ -
2,252	9/28/2012 - 10/3/2012	\$ -	\$ 25.00	\$ -
2,253	9/28/2012 - 10/4/2012	\$ 6.28	\$ 10.00	\$ -
2,254	9/28/2012 - 10/14/2012	\$ 6.28	\$ 6.00	\$ -
2,255	9/28/2012 - 11/28/2012	\$ 11.00	\$ 30.00	\$ -
2,256	9/28/2012 - 1/20/2013	\$ 14.56	\$ 10.00	\$ -
2,257	9/28/2012 - 3/10/2013	\$ 8.28	\$ 10.00	\$ -
2,258	9/28/2012 - 7/22/2013	\$ 74.48	\$ 66.30	\$ -
2,259	9/28/2012 - 9/23/2013	\$ 213.04	\$ 317.00	\$ -
2,260	9/28/2012 - 10/2/2013	\$ 90.16	\$ -	\$ -
2,261	9/29/2012 - 9/29/2012	\$ 12.56	\$ -	\$ -
2,262	9/29/2012 - 9/29/2012	\$ 6.28	\$ -	\$ -
2,263	9/29/2012 - 9/29/2012	\$ 6.28	\$ -	\$ -
2,264	9/29/2012 - 9/29/2012	\$ 6.28	\$ -	\$ -
2,265	9/29/2012 - 9/29/2012	\$ 6.28	\$ -	\$ -
2,266	9/29/2012 - 9/29/2012	\$ -	\$ 29.00	\$ -
2,267	9/29/2012 - 10/14/2012	\$ 10.04	\$ 8.00	\$ -
2,268	9/29/2012 - 10/14/2012	\$ 6.28	\$ 6.00	\$ -
2,269	9/29/2012 - 11/20/2012	\$ 56.44	\$ 73.00	\$ -
2,270	9/29/2012 - 1/8/2013	\$ 19.56	\$ 12.00	\$ -
2,271	9/29/2012 - 7/22/2013	\$ 4.00	\$ 29.00	\$ -
2,272	9/30/2012 - 9/30/2012	\$ 6.28	\$ -	\$ -
2,273	9/30/2012 - 9/30/2012	\$ -	\$ 20.00	\$ -
2,274	9/30/2012 - 10/3/2012	\$ 18.84	\$ -	\$ -
2,275	9/30/2012 - 10/14/2012	\$ 6.28	\$ 6.00	\$ -
2,276	9/30/2012 - 12/18/2012	\$ -	\$ 56.00	\$ -
2,277	9/30/2012 - 8/1/2013	\$ 423.06	\$ 1,185.21	\$ -
2,278	10/1/2012 - 10/12/2012	\$ 6.28	\$ 6.00	\$ -
2,279	10/1/2012 - 10/13/2012	\$ 6.28	\$ 16.00	\$ -
2,280	10/1/2012 - 10/13/2012	\$ 6.28	\$ 14.00	\$ -

DollarMonster

Transactions by SolidTrustPay.com

		\$ 1,063,731.63	\$ 1,146,307.67	\$ 30,376.29
		Debit	Credit	Evans
Investor No.	Investors' Date Range	Amount	Amount	Amount
2,281	10/1/2012 - 11/19/2012	\$ 6.28	\$ 42.00	\$ -
2,282	10/1/2012 - 5/31/2013	\$ 341.58	\$ 323.50	\$ -
2,283	10/2/2012 - 10/2/2012	\$ -	\$ 6.75	\$ -
2,284	10/2/2012 - 10/14/2012	\$ 8.16	\$ 15.00	\$ -
2,285	10/2/2012 - 11/22/2012	\$ 8.16	\$ 15.00	\$ -
2,286	10/3/2012 - 10/3/2012	\$ -	\$ 40.00	\$ -
2,287	10/3/2012 - 10/30/2012	\$ 11.04	\$ 28.00	\$ -
2,288	10/3/2012 - 11/24/2012	\$ 9.28	\$ 6.00	\$ -
2,289	10/3/2012 - 12/30/2012	\$ 22.00	\$ 56.00	\$ -
2,290	10/4/2012 - 10/4/2012	\$ -	\$ 99.90	\$ -
2,291	10/5/2012 - 10/5/2012	\$ 6.28	\$ -	\$ -
2,292	10/5/2012 - 10/5/2012	\$ -	\$ 12.00	\$ -
2,293	10/5/2012 - 10/5/2012	\$ -	\$ 10.00	\$ -
2,294	10/5/2012 - 10/5/2012	\$ -	\$ 28.00	\$ -
2,295	10/5/2012 - 10/5/2012	\$ -	\$ 26.00	\$ -
2,296	10/5/2012 - 10/11/2012	\$ 11.04	\$ 18.00	\$ -
2,297	10/5/2012 - 10/14/2012	\$ 6.28	\$ 6.00	\$ -
2,298	10/5/2012 - 12/2/2012	\$ 32.60	\$ 137.75	\$ -
2,299	10/5/2012 - 3/14/2013	\$ 41.09	\$ -	\$ -
2,300	10/6/2012 - 10/6/2012	\$ -	\$ 6.75	\$ -
2,301	10/6/2012 - 10/8/2012	\$ -	\$ 29.00	\$ -
2,302	10/6/2012 - 11/20/2012	\$ 62.08	\$ 79.00	\$ -
2,303	10/6/2012 - 12/1/2012	\$ 38.92	\$ -	\$ -
2,304	10/6/2012 - 6/3/2013	\$ 31.40	\$ -	\$ -
2,305	10/6/2012 - 6/4/2013	\$ 75.36	\$ -	\$ -
2,306	10/6/2012 - 7/24/2013	\$ 148.85	\$ 194.50	\$ -
2,307	10/6/2012 - 10/2/2013	\$ 22.84	\$ -	\$ -
2,308	10/6/2012 - 10/12/2013	\$ 12.18	\$ -	\$ -
2,309	10/7/2012 - 10/7/2012	\$ -	\$ 80.00	\$ -
2,310	10/7/2012 - 10/7/2012	\$ -	\$ 50.00	\$ -

DollarMonster

Transactions by SolidTrustPay.com

\$ 1,063,731.63 \$ 1,146,307.67 \$ 30,376.29

Investor No.	Investors' Date Range	Debit	Credit	Evans
		Amount	Amount	Amount
2,311	10/7/2012 - 10/12/2012	\$ 6.28	\$ 39.75	\$ -
2,312	10/7/2012 - 10/15/2012	\$ 8.16	\$ 15.30	\$ -
2,313	10/7/2012 - 11/27/2012	\$ 28.84	\$ 28.00	\$ -
2,314	10/7/2012 - 5/29/2013	\$ 19.28	\$ 112.00	\$ -
2,315	10/8/2012 - 10/8/2012	\$ 1.00	\$ 20.00	\$ -
2,316	10/8/2012 - 10/8/2012	\$ -	\$ 50.00	\$ -
2,317	10/8/2012 - 10/8/2012	\$ -	\$ 10.00	\$ -
2,318	10/8/2012 - 12/31/2012	\$ 19.56	\$ 6.00	\$ -
2,319	10/8/2012 - 3/9/2013	\$ 1,399.52	\$ 1,720.50	\$ -
2,320	10/9/2012 - 10/15/2012	\$ -	\$ 57.00	\$ -
2,321	10/9/2012 - 5/14/2013	\$ 115.64	\$ 28.00	\$ -
2,322	10/9/2012 - 5/21/2013	\$ 9.16	\$ 92.00	\$ -
2,323	10/9/2012 - 5/21/2013	\$ 3.00	\$ -	\$ -
2,324	10/9/2012 - 11/19/2013	\$ 1,840.30	\$ 1,782.75	\$ -
2,325	10/10/2012 - 10/17/2012	\$ 6.28	\$ 94.75	\$ -
2,326	10/10/2012 - 11/27/2012	\$ 161.38	\$ 262.76	\$ -
2,327	10/10/2012 - 1/21/2013	\$ 384.69	\$ 538.56	\$ -
2,328	10/11/2012 - 11/25/2012	\$ 12.56	\$ 64.75	\$ -
2,329	10/12/2012 - 10/13/2012	\$ 6.28	\$ 30.00	\$ -
2,330	10/12/2012 - 10/22/2012	\$ -	\$ 30.00	\$ -
2,331	10/12/2012 - 7/26/2013	\$ 124.98	\$ 156.80	\$ -
2,332	10/12/2012 - 12/9/2013	\$ 1,029.56	\$ 2,761.75	\$ -
2,333	10/13/2012 - 10/13/2012	\$ -	\$ 4.00	\$ -
2,334	10/13/2012 - 10/13/2012	\$ -	\$ 8.00	\$ -
2,335	10/13/2012 - 10/13/2012	\$ -	\$ 20.00	\$ -
2,336	10/14/2012 - 11/24/2012	\$ 1.00	\$ 28.75	\$ -
2,337	10/14/2012 - 11/25/2012	\$ 8.28	\$ 39.00	\$ -
2,338	10/15/2012 - 10/15/2012	\$ -	\$ 12.00	\$ -
2,339	10/15/2012 - 5/17/2013	\$ 3.00	\$ -	\$ -
2,340	10/16/2012 - 10/16/2012	\$ -	\$ 16.54	\$ -

DollarMonster

Transactions by SolidTrustPay.com

\$ 1,063,731.63 \$ 1,146,307.67 \$ 30,376.29

Investor No.	Investors' Date Range	Debit	Credit	Evans
		Amount	Amount	Amount
2,341	10/16/2012 - 8/28/2013	\$ 45.40	\$ 65.00	\$ -
2,342	10/17/2012 - 8/5/2013	\$ -	\$ 16.75	\$ -
2,343	10/18/2012 - 10/18/2012	\$ 6.28	\$ -	\$ -
2,344	10/18/2012 - 10/18/2012	\$ 6.28	\$ -	\$ -
2,345	10/18/2012 - 10/18/2012	\$ -	\$ 52.00	\$ -
2,346	10/18/2012 - 11/29/2012	\$ 25.12	\$ -	\$ -
2,347	10/18/2012 - 1/20/2013	\$ 329.68	\$ 459.00	\$ -
2,348	10/18/2012 - 4/7/2013	\$ 18.50	\$ 12.50	\$ -
2,349	10/19/2012 - 10/19/2012	\$ 6.28	\$ -	\$ -
2,350	10/19/2012 - 10/19/2012	\$ 6.28	\$ -	\$ -
2,351	10/19/2012 - 10/19/2012	\$ 6.28	\$ -	\$ -
2,352	10/19/2012 - 10/19/2012	\$ 6.28	\$ -	\$ -
2,353	10/19/2012 - 10/19/2012	\$ 6.28	\$ -	\$ -
2,354	10/19/2012 - 10/19/2012	\$ 6.28	\$ -	\$ -
2,355	10/19/2012 - 10/19/2012	\$ 6.28	\$ -	\$ -
2,356	10/19/2012 - 10/19/2012	\$ 6.28	\$ -	\$ -
2,357	10/19/2012 - 11/29/2012	\$ 119.32	\$ -	\$ -
2,358	10/19/2012 - 6/21/2013	\$ 42.00	\$ 25.00	\$ -
2,359	10/19/2012 - 6/29/2013	\$ 246.96	\$ -	\$ -
2,360	10/20/2012 - 10/20/2012	\$ -	\$ 6.00	\$ -
2,361	10/20/2012 - 10/20/2012	\$ -	\$ 6.75	\$ -
2,362	10/20/2012 - 10/20/2012	\$ -	\$ 4.00	\$ -
2,363	10/21/2012 - 10/21/2012	\$ -	\$ 28.30	\$ -
2,364	10/21/2012 - 2/28/2014	\$ 7,141.76	\$ 11,025.70	\$ -
2,365	10/21/2012 - 2/28/2014	\$ 82.40	\$ 84.00	\$ -
2,366	10/22/2012 - 10/30/2012	\$ -	\$ 281.00	\$ -
2,367	10/22/2012 - 11/4/2012	\$ 183.00	\$ 180.00	\$ -
2,368	10/22/2012 - 11/29/2012	\$ 24.84	\$ 131.00	\$ -
2,369	10/22/2012 - 6/17/2013	\$ 1.00	\$ 101.00	\$ -
2,370	10/23/2012 - 10/23/2012	\$ 52.53	\$ -	\$ -

DollarMonster

Transactions by SolidTrustPay.com

		\$ 1,063,731.63	\$ 1,146,307.67	\$ 30,376.29
		Debit	Credit	Evans
Investor No.	Investors' Date Range	Amount	Amount	Amount
2,371	10/23/2012 - 10/23/2012	\$ -	\$ 12.00	\$ -
2,372	10/23/2012 - 10/23/2012	\$ -	\$ 6.00	\$ -
2,373	10/23/2012 - 3/12/2013	\$ -	\$ 31.00	\$ -
2,374	10/24/2012 - 10/24/2012	\$ -	\$ 6.75	\$ -
2,375	10/24/2012 - 12/31/2012	\$ 355.68	\$ 407.27	\$ -
2,376	10/25/2012 - 10/25/2012	\$ -	\$ 6.00	\$ -
2,377	10/25/2012 - 10/25/2012	\$ -	\$ 6.00	\$ -
2,378	10/25/2012 - 6/7/2013	\$ 2,139.98	\$ 1,820.25	\$ -
2,379	10/26/2012 - 1/20/2013	\$ 616.04	\$ 661.00	\$ -
2,380	10/26/2012 - 3/21/2013	\$ 7,442.00	\$ 9,015.00	\$ -
2,381	10/26/2012 - 9/18/2013	\$ 246.92	\$ 151.00	\$ -
2,382	10/27/2012 - 10/27/2012	\$ -	\$ 6.00	\$ -
2,383	10/27/2012 - 12/2/2012	\$ -	\$ 249.00	\$ -
2,384	10/28/2012 - 11/4/2012	\$ 6.28	\$ 6.00	\$ -
2,385	10/29/2012 - 10/29/2012	\$ -	\$ 6.75	\$ -
2,386	10/29/2012 - 12/6/2012	\$ -	\$ 81.55	\$ -
2,387	10/29/2012 - 5/31/2013	\$ 192.60	\$ 177.61	\$ -
2,388	10/31/2012 - 12/8/2012	\$ 515.29	\$ 365.60	\$ -
2,389	10/31/2012 - 3/17/2013	\$ 543.91	\$ 828.50	\$ -
2,390	10/31/2012 - 12/27/2013	\$ 409.08	\$ 603.75	\$ -
2,391	11/1/2012 - 5/30/2013	\$ 2,408.64	\$ 2,408.00	\$ -
2,392	11/3/2012 - 4/7/2013	\$ 389.84	\$ 428.00	\$ -
2,393	11/3/2012 - 7/25/2013	\$ 746.80	\$ 1,020.00	\$ -
2,394	11/4/2012 - 11/4/2012	\$ 1.00	\$ -	\$ -
2,395	11/4/2012 - 11/12/2012	\$ 35.88	\$ 26.00	\$ -
2,396	11/4/2012 - 11/18/2012	\$ 6.28	\$ 1,156.00	\$ -
2,397	11/5/2012 - 11/11/2012	\$ 15.68	\$ 11.00	\$ -
2,398	11/5/2012 - 11/26/2012	\$ 443.00	\$ 444.75	\$ -
2,399	11/5/2012 - 12/11/2012	\$ 8.00	\$ -	\$ -
2,400	11/5/2012 - 1/10/2013	\$ 52.68	\$ 72.00	\$ -

DollarMonster

Transactions by SolidTrustPay.com

		\$ 1,063,731.63	\$ 1,146,307.67	\$ 30,376.29
		Debit	Credit	Evans
Investor No.	Investors' Date Range	Amount	Amount	Amount
2,401	11/5/2012 - 7/18/2013	\$ 476.90	\$ 341.63	\$ -
2,402	11/5/2012 - 10/2/2013	\$ 105.27	\$ 117.10	\$ -
2,403	11/6/2012 - 11/12/2012	\$ 6.28	\$ 6.00	\$ -
2,404	11/6/2012 - 11/17/2012	\$ 20.08	\$ 16.00	\$ -
2,405	11/6/2012 - 11/20/2012	\$ -	\$ 120.00	\$ -
2,406	11/6/2012 - 11/29/2012	\$ 381.08	\$ 246.00	\$ -
2,407	11/6/2012 - 11/29/2012	\$ 37.28	\$ 6.00	\$ -
2,408	11/6/2012 - 1/25/2013	\$ 318.48	\$ 287.00	\$ -
2,409	11/6/2012 - 3/6/2013	\$ 3,408.76	\$ 2,872.85	\$ -
2,410	11/7/2012 - 11/25/2012	\$ 13.80	\$ 16.00	\$ -
2,411	11/7/2012 - 11/27/2012	\$ 171.76	\$ 163.75	\$ -
2,412	11/7/2012 - 7/25/2013	\$ 1,215.48	\$ 1,229.75	\$ -
2,413	11/8/2012 - 11/8/2012	\$ 6.28	\$ -	\$ -
2,414	11/8/2012 - 11/14/2012	\$ 12.56	\$ 12.00	\$ -
2,415	11/8/2012 - 11/27/2012	\$ 280.80	\$ 260.00	\$ -
2,416	11/9/2012 - 11/9/2012	\$ 12.56	\$ -	\$ -
2,417	11/9/2012 - 11/28/2012	\$ 2,106.44	\$ 2,480.00	\$ -
2,418	11/9/2012 - 12/4/2012	\$ 84.00	\$ -	\$ -
2,419	11/9/2012 - 1/2/2013	\$ 46.16	\$ 52.00	\$ -
2,420	11/9/2012 - 1/14/2013	\$ 75.36	\$ 29.00	\$ -
2,421	11/9/2012 - 5/31/2013	\$ 1,360.66	\$ 1,450.00	\$ -
2,422	11/9/2012 - 11/22/2013	\$ 56.00	\$ -	\$ -
2,423	11/10/2012 - 4/6/2013	\$ 288.00	\$ 852.75	\$ -
2,424	11/11/2012 - 11/20/2012	\$ 18.84	\$ 24.50	\$ -
2,425	11/11/2012 - 11/28/2012	\$ 67.20	\$ 80.00	\$ -
2,426	11/11/2012 - 12/25/2012	\$ 68.20	\$ -	\$ -
2,427	11/11/2012 - 3/6/2013	\$ -	\$ 17.50	\$ -
2,428	11/11/2012 - 5/5/2013	\$ 1,418.53	\$ 1,041.60	\$ -
2,429	11/11/2012 - 11/30/2013	\$ 7,994.61	\$ 6,919.41	\$ -
2,430	11/12/2012 - 11/28/2012	\$ 924.78	\$ 878.50	\$ -

DollarMonster

Transactions by SolidTrustPay.com

		\$ 1,063,731.63	\$ 1,146,307.67	\$ 30,376.29
		Debit	Credit	Evans
Investor No.	Investors' Date Range	Amount	Amount	Amount
2,431	11/12/2012 - 12/24/2012	\$ 196.80	\$ 1,125.55	\$ -
2,432	11/12/2012 - 1/5/2013	\$ 176.80	\$ 310.54	\$ -
2,433	11/13/2012 - 12/18/2012	\$ 68.74	\$ 37.50	\$ -
2,434	11/13/2012 - 3/17/2013	\$ 180.75	\$ 168.24	\$ -
2,435	11/13/2012 - 9/18/2013	\$ 1,085.22	\$ 1,565.99	\$ -
2,436	11/14/2012 - 12/20/2012	\$ 116.60	\$ 120.00	\$ -
2,437	11/14/2012 - 1/25/2013	\$ 82.12	\$ 108.88	\$ -
2,438	11/14/2012 - 3/15/2013	\$ 302.20	\$ 277.40	\$ -
2,439	11/15/2012 - 5/15/2013	\$ 768.36	\$ 721.00	\$ -
2,440	11/15/2012 - 7/7/2013	\$ 98.16	\$ 389.00	\$ -
2,441	11/16/2012 - 11/20/2012	\$ 13.80	\$ 23.40	\$ -
2,442	11/16/2012 - 11/29/2012	\$ 285.80	\$ 233.75	\$ -
2,443	11/16/2012 - 12/3/2012	\$ 140.40	\$ 382.75	\$ -
2,444	11/16/2012 - 12/8/2012	\$ 71.48	\$ 56.00	\$ -
2,445	11/16/2012 - 7/4/2013	\$ 1,234.62	\$ 727.16	\$ -
2,446	11/16/2012 - 7/25/2013	\$ 697.88	\$ 797.28	\$ -
2,447	11/16/2012 - 9/15/2013	\$ 100.92	\$ 139.00	\$ -
2,448	11/16/2012 - 3/31/2014	\$ -	\$ -	\$ 14,161.82
2,449	11/17/2012 - 11/20/2012	\$ 88.89	\$ 108.60	\$ -
2,450	11/17/2012 - 11/27/2012	\$ 445.00	\$ 365.00	\$ -
2,451	11/17/2012 - 12/14/2012	\$ 459.00	\$ 450.63	\$ -
2,452	11/17/2012 - 12/28/2012	\$ 111.20	\$ 76.00	\$ -
2,453	11/17/2012 - 12/31/2012	\$ 70.84	\$ 25.00	\$ -
2,454	11/17/2012 - 7/4/2013	\$ 658.00	\$ 606.00	\$ -
2,455	11/18/2012 - 11/22/2012	\$ 13.56	\$ 21.00	\$ -
2,456	11/18/2012 - 11/28/2012	\$ 686.88	\$ 491.00	\$ -
2,457	11/18/2012 - 12/26/2012	\$ 121.00	\$ 185.00	\$ -
2,458	11/18/2012 - 1/1/2013	\$ 722.00	\$ 1,520.00	\$ -
2,459	11/18/2012 - 2/2/2013	\$ 106.20	\$ 150.85	\$ -
2,460	11/18/2012 - 2/14/2013	\$ 44.78	\$ 31.80	\$ -

DollarMonster

Transactions by SolidTrustPay.com

		\$ 1,063,731.63	\$ 1,146,307.67	\$ 30,376.29
		Debit	Credit	Evans
Investor No.	Investors' Date Range	Amount	Amount	Amount
2,461	11/18/2012 - 3/12/2013	\$ 144.80	\$ 324.50	\$ -
2,462	11/18/2012 - 4/16/2013	\$ 884.56	\$ 1,217.45	\$ -
2,463	11/18/2012 - 6/29/2013	\$ 481.51	\$ 700.73	\$ -
2,464	11/18/2012 - 7/4/2013	\$ 459.00	\$ 406.00	\$ -
2,465	11/19/2012 - 11/20/2012	\$ 6.28	\$ 6.00	\$ -
2,466	11/19/2012 - 11/21/2012	\$ 180.52	\$ 104.00	\$ -
2,467	11/19/2012 - 11/21/2012	\$ 14.80	\$ 23.92	\$ -
2,468	11/19/2012 - 11/21/2012	\$ 13.80	\$ 23.80	\$ -
2,469	11/19/2012 - 11/22/2012	\$ 32.13	\$ 53.56	\$ -
2,470	11/19/2012 - 11/27/2012	\$ 89.00	\$ 110.00	\$ -
2,471	11/19/2012 - 11/30/2012	\$ 33.60	\$ 95.00	\$ -
2,472	11/19/2012 - 12/2/2012	\$ 89.00	\$ 110.00	\$ -
2,473	11/19/2012 - 12/2/2012	\$ 8.16	\$ 57.00	\$ -
2,474	11/19/2012 - 12/30/2012	\$ 107.32	\$ 128.00	\$ -
2,475	11/19/2012 - 1/11/2013	\$ 51.00	\$ 103.00	\$ -
2,476	11/19/2012 - 1/22/2013	\$ 118.80	\$ 370.69	\$ -
2,477	11/19/2012 - 1/24/2013	\$ 3,711.00	\$ 2,200.00	\$ -
2,478	11/19/2012 - 1/25/2013	\$ 156.00	\$ 493.90	\$ -
2,479	11/19/2012 - 1/27/2013	\$ 388.80	\$ 532.75	\$ -
2,480	11/19/2012 - 2/25/2013	\$ 956.20	\$ 481.75	\$ -
2,481	11/19/2012 - 3/19/2013	\$ 140.40	\$ 396.75	\$ -
2,482	11/19/2012 - 5/15/2013	\$ 1,261.88	\$ 1,168.99	\$ -
2,483	11/19/2012 - 6/19/2013	\$ 9,652.36	\$ 7,487.75	\$ -
2,484	11/19/2012 - 8/23/2013	\$ 1,379.68	\$ 1,471.87	\$ -
2,485	11/19/2012 - 10/12/2013	\$ 733.15	\$ 381.93	\$ -
2,486	11/19/2012 - 10/13/2013	\$ 360.16	\$ 344.75	\$ -
2,487	11/19/2012 - 12/7/2013	\$ 1,353.05	\$ 570.20	\$ -
2,488	11/20/2012 - 11/20/2012	\$ 32.60	\$ -	\$ -
2,489	11/20/2012 - 11/20/2012	\$ -	\$ 14.00	\$ -
2,490	11/20/2012 - 11/20/2012	\$ -	\$ 100.00	\$ -

DollarMonster

Transactions by SolidTrustPay.com

\$ 1,063,731.63 \$ 1,146,307.67 \$ 30,376.29

Investor No.	Investors' Date Range	Debit	Credit	Evans
		Amount	Amount	Amount
2,491	11/20/2012 - 11/20/2012	\$ -	\$ 6.00	\$ -
2,492	11/20/2012 - 11/20/2012	\$ -	\$ 6.00	\$ -
2,493	11/20/2012 - 11/20/2012	\$ -	\$ 6.70	\$ -
2,494	11/20/2012 - 11/20/2012	\$ -	\$ 11.00	\$ -
2,495	11/20/2012 - 11/20/2012	\$ -	\$ 40.00	\$ -
2,496	11/20/2012 - 11/20/2012	\$ -	\$ 6.00	\$ -
2,497	11/20/2012 - 11/25/2012	\$ -	\$ 170.00	\$ -
2,498	11/20/2012 - 11/27/2012	\$ -	\$ 65.00	\$ -
2,499	11/20/2012 - 11/28/2012	\$ -	\$ 12.00	\$ -
2,500	11/20/2012 - 11/28/2012	\$ -	\$ 16.00	\$ -
2,501	11/20/2012 - 12/3/2012	\$ -	\$ 56.75	\$ -
2,502	11/20/2012 - 12/9/2012	\$ 32.60	\$ 20.00	\$ -
2,503	11/20/2012 - 12/16/2012	\$ 5.00	\$ 251.00	\$ -
2,504	11/20/2012 - 12/18/2012	\$ -	\$ 170.00	\$ -
2,505	11/20/2012 - 1/3/2013	\$ 34.48	\$ 66.00	\$ -
2,506	11/20/2012 - 1/5/2013	\$ 65.20	\$ -	\$ -
2,507	11/20/2012 - 1/10/2013	\$ 6.28	\$ 27.50	\$ -
2,508	11/20/2012 - 1/21/2013	\$ 66.20	\$ -	\$ -
2,509	11/20/2012 - 2/8/2013	\$ 285.80	\$ 420.00	\$ -
2,510	11/20/2012 - 2/15/2013	\$ 20.08	\$ 126.00	\$ -
2,511	11/20/2012 - 3/12/2013	\$ 32.60	\$ 109.75	\$ -
2,512	11/20/2012 - 3/19/2013	\$ 1,303.24	\$ 1,159.75	\$ -
2,513	11/20/2012 - 4/30/2013	\$ 166.00	\$ 926.00	\$ -
2,514	11/20/2012 - 7/4/2013	\$ 187.00	\$ 448.00	\$ -
2,515	11/20/2012 - 8/3/2013	\$ 447.00	\$ 644.00	\$ -
2,516	11/20/2012 - 8/19/2013	\$ 56.40	\$ 172.07	\$ -
2,517	11/21/2012 - 11/21/2012	\$ -	\$ 30.00	\$ -
2,518	11/21/2012 - 11/21/2012	\$ -	\$ 10.00	\$ -
2,519	11/21/2012 - 11/21/2012	\$ -	\$ 10.00	\$ -
2,520	11/21/2012 - 11/21/2012	\$ -	\$ 49.00	\$ -

DollarMonster

Transactions by SolidTrustPay.com

		\$ 1,063,731.63	\$ 1,146,307.67	\$ 30,376.29
		Debit	Credit	Evans
Investor No.	Investors' Date Range	Amount	Amount	Amount
2,521	11/21/2012 - 11/21/2012	\$ -	\$ 6.00	\$ -
2,522	11/21/2012 - 11/22/2012	\$ -	\$ 17.00	\$ -
2,523	11/21/2012 - 11/28/2012	\$ -	\$ 48.00	\$ -
2,524	11/21/2012 - 11/28/2012	\$ -	\$ 26.00	\$ -
2,525	11/21/2012 - 12/9/2012	\$ 2.00	\$ 82.00	\$ -
2,526	11/21/2012 - 12/9/2012	\$ -	\$ 16.00	\$ -
2,527	11/21/2012 - 12/14/2012	\$ 10.04	\$ 125.00	\$ -
2,528	11/21/2012 - 12/26/2012	\$ 8.00	\$ 6.00	\$ -
2,529	11/21/2012 - 12/30/2012	\$ 12.92	\$ 9.00	\$ -
2,530	11/21/2012 - 1/1/2013	\$ 17.04	\$ 62.00	\$ -
2,531	11/21/2012 - 1/4/2013	\$ 13.80	\$ 161.70	\$ -
2,532	11/21/2012 - 1/10/2013	\$ 6.28	\$ 41.00	\$ -
2,533	11/21/2012 - 1/22/2013	\$ 33.88	\$ 231.96	\$ -
2,534	11/21/2012 - 7/4/2013	\$ 4.00	\$ 333.00	\$ -
2,535	11/22/2012 - 11/22/2012	\$ -	\$ 7.00	\$ -
2,536	11/22/2012 - 11/22/2012	\$ -	\$ 6.00	\$ -
2,537	11/22/2012 - 11/23/2012	\$ -	\$ 12.00	\$ -
2,538	11/22/2012 - 11/24/2012	\$ -	\$ 42.00	\$ -
2,539	11/22/2012 - 12/1/2012	\$ -	\$ 195.75	\$ -
2,540	11/22/2012 - 12/26/2012	\$ 93.00	\$ 210.00	\$ -
2,541	11/22/2012 - 12/28/2012	\$ 28.84	\$ 127.00	\$ -
2,542	11/22/2012 - 12/31/2012	\$ 13.80	\$ 108.00	\$ -
2,543	11/22/2012 - 1/9/2013	\$ 13.28	\$ 148.00	\$ -
2,544	11/22/2012 - 1/10/2013	\$ 51.40	\$ 123.00	\$ -
2,545	11/22/2012 - 1/27/2013	\$ 197.24	\$ 265.00	\$ -
2,546	11/22/2012 - 3/13/2013	\$ 74.47	\$ 104.79	\$ -
2,547	11/22/2012 - 7/25/2013	\$ 4.95	\$ 188.00	\$ -
2,548	11/23/2012 - 11/23/2012	\$ 1.00	\$ 6.00	\$ -
2,549	11/23/2012 - 11/23/2012	\$ -	\$ 45.00	\$ -
2,550	11/23/2012 - 11/23/2012	\$ -	\$ 18.00	\$ -

DollarMonster

Transactions by SolidTrustPay.com

		\$ 1,063,731.63	\$ 1,146,307.67	\$ 30,376.29
		Debit	Credit	Evans
Investor No.	Investors' Date Range	Amount	Amount	Amount
2,551	11/23/2012 - 11/23/2012	\$ -	\$ 10.00	\$ -
2,552	11/23/2012 - 11/25/2012	\$ -	\$ 150.00	\$ -
2,553	11/23/2012 - 11/30/2012	\$ -	\$ 30.00	\$ -
2,554	11/23/2012 - 12/4/2012	\$ 1.00	\$ 69.00	\$ -
2,555	11/23/2012 - 12/14/2012	\$ 42.00	\$ 131.00	\$ -
2,556	11/23/2012 - 12/25/2012	\$ -	\$ 316.00	\$ -
2,557	11/23/2012 - 1/7/2013	\$ 42.00	\$ 79.75	\$ -
2,558	11/23/2012 - 1/10/2013	\$ -	\$ 43.00	\$ -
2,559	11/23/2012 - 5/4/2013	\$ 461.80	\$ 521.00	\$ -
2,560	11/23/2012 - 5/21/2013	\$ 248.18	\$ 552.30	\$ -
2,561	11/23/2012 - 7/25/2013	\$ 4.96	\$ 252.00	\$ -
2,562	11/24/2012 - 11/24/2012	\$ -	\$ 63.00	\$ -
2,563	11/24/2012 - 11/24/2012	\$ -	\$ 6.00	\$ -
2,564	11/24/2012 - 11/24/2012	\$ -	\$ 6.00	\$ -
2,565	11/24/2012 - 11/28/2012	\$ -	\$ 138.00	\$ -
2,566	11/24/2012 - 12/1/2012	\$ -	\$ 20.35	\$ -
2,567	11/24/2012 - 12/5/2012	\$ -	\$ 29.78	\$ -
2,568	11/24/2012 - 12/7/2012	\$ -	\$ 199.68	\$ -
2,569	11/24/2012 - 1/13/2013	\$ 2.00	\$ 39.75	\$ -
2,570	11/24/2012 - 1/25/2013	\$ 10.04	\$ 350.00	\$ -
2,571	11/24/2012 - 3/14/2013	\$ 1,430.92	\$ 1,580.75	\$ -
2,572	11/24/2012 - 3/18/2013	\$ 382.40	\$ 290.00	\$ -
2,573	11/25/2012 - 11/25/2012	\$ -	\$ 27.00	\$ -
2,574	11/25/2012 - 11/25/2012	\$ -	\$ 6.00	\$ -
2,575	11/25/2012 - 11/29/2012	\$ -	\$ 130.00	\$ -
2,576	11/25/2012 - 1/6/2013	\$ -	\$ 130.00	\$ -
2,577	11/26/2012 - 11/26/2012	\$ -	\$ 30.28	\$ -
2,578	11/26/2012 - 11/26/2012	\$ -	\$ 110.00	\$ -
2,579	11/26/2012 - 11/26/2012	\$ -	\$ 6.00	\$ -
2,580	11/26/2012 - 11/26/2012	\$ -	\$ 6.00	\$ -

DollarMonster

Transactions by SolidTrustPay.com

		\$ 1,063,731.63	\$ 1,146,307.67	\$ 30,376.29
		Debit	Credit	Evans
Investor No.	Investors' Date Range	Amount	Amount	Amount
2,581	11/26/2012 - 11/27/2012	\$ -	\$ 455.00	\$ -
2,582	11/26/2012 - 12/7/2012	\$ -	\$ 90.00	\$ -
2,583	11/26/2012 - 1/4/2013	\$ 55.00	\$ 681.00	\$ -
2,584	11/27/2012 - 11/27/2012	\$ -	\$ 9.00	\$ -
2,585	11/27/2012 - 11/30/2012	\$ -	\$ 49.25	\$ -
2,586	11/27/2012 - 12/26/2012	\$ 1.00	\$ 6.00	\$ -
2,587	11/27/2012 - 12/31/2012	\$ 13.80	\$ 68.00	\$ -
2,588	11/27/2012 - 1/8/2013	\$ 55.80	\$ 471.00	\$ -
2,589	11/27/2012 - 1/23/2013	\$ 116.21	\$ 298.45	\$ -
2,590	11/27/2012 - 8/23/2013	\$ 105.00	\$ 658.00	\$ -
2,591	11/28/2012 - 11/28/2012	\$ -	\$ 12.76	\$ -
2,592	11/28/2012 - 11/28/2012	\$ -	\$ 10.00	\$ -
2,593	11/28/2012 - 11/29/2012	\$ -	\$ 116.81	\$ -
2,594	11/28/2012 - 11/30/2012	\$ 12.56	\$ -	\$ -
2,595	11/28/2012 - 12/20/2012	\$ 7.00	\$ 100.00	\$ -
2,596	11/28/2012 - 1/4/2013	\$ -	\$ 18.75	\$ -
2,597	11/28/2012 - 1/10/2013	\$ 183.00	\$ 126.75	\$ -
2,598	11/28/2012 - 1/12/2013	\$ -	\$ 75.00	\$ -
2,599	11/28/2012 - 6/3/2013	\$ 43.96	\$ -	\$ -
2,600	11/28/2012 - 10/18/2013	\$ 2,511.56	\$ 3,765.00	\$ -
2,601	11/29/2012 - 11/29/2012	\$ -	\$ 99.00	\$ -
2,602	11/29/2012 - 11/29/2012	\$ -	\$ 6.00	\$ -
2,603	11/29/2012 - 11/29/2012	\$ -	\$ 25.00	\$ -
2,604	11/29/2012 - 11/29/2012	\$ -	\$ 18.00	\$ -
2,605	11/29/2012 - 12/5/2012	\$ 4.00	\$ 20.00	\$ -
2,606	11/29/2012 - 12/9/2012	\$ -	\$ 32.00	\$ -
2,607	11/29/2012 - 12/26/2012	\$ 70.20	\$ 58.00	\$ -
2,608	11/29/2012 - 12/27/2013	\$ 1,040.24	\$ 1,933.45	\$ -
2,609	11/30/2012 - 11/30/2012	\$ 6.28	\$ -	\$ -
2,610	11/30/2012 - 11/30/2012	\$ -	\$ 15.00	\$ -

DollarMonster

Transactions by SolidTrustPay.com

		\$ 1,063,731.63	\$ 1,146,307.67	\$ 30,376.29
		Debit	Credit	Evans
Investor No.	Investors' Date Range	Amount	Amount	Amount
2,611	11/30/2012 - 11/30/2012	\$ -	\$ 20.00	\$ -
2,612	11/30/2012 - 11/30/2012	\$ -	\$ 50.00	\$ -
2,613	11/30/2012 - 11/30/2012	\$ -	\$ 100.00	\$ -
2,614	11/30/2012 - 11/30/2012	\$ -	\$ 6.00	\$ -
2,615	11/30/2012 - 11/30/2012	\$ -	\$ 17.68	\$ -
2,616	11/30/2012 - 12/1/2012	\$ -	\$ 16.00	\$ -
2,617	11/30/2012 - 1/10/2013	\$ 393.00	\$ 451.50	\$ -
2,618	11/30/2012 - 1/10/2013	\$ 53.40	\$ 70.00	\$ -
2,619	12/1/2012 - 12/1/2012	\$ 41.40	\$ -	\$ -
2,620	12/1/2012 - 12/1/2012	\$ 27.60	\$ -	\$ -
2,621	12/1/2012 - 12/1/2012	\$ 13.80	\$ -	\$ -
2,622	12/1/2012 - 12/1/2012	\$ 13.80	\$ -	\$ -
2,623	12/1/2012 - 12/1/2012	\$ 13.80	\$ -	\$ -
2,624	12/1/2012 - 12/1/2012	\$ 13.80	\$ -	\$ -
2,625	12/1/2012 - 12/1/2012	\$ 13.80	\$ -	\$ -
2,626	12/1/2012 - 12/1/2012	\$ 11.92	\$ -	\$ -
2,627	12/1/2012 - 12/1/2012	\$ 8.16	\$ -	\$ -
2,628	12/1/2012 - 12/2/2012	\$ -	\$ 36.80	\$ -
2,629	12/1/2012 - 12/7/2012	\$ 1.00	\$ 6.00	\$ -
2,630	12/1/2012 - 12/8/2012	\$ 3.00	\$ 12.80	\$ -
2,631	12/1/2012 - 12/8/2012	\$ 1.00	\$ 207.00	\$ -
2,632	12/1/2012 - 1/12/2013	\$ 23.20	\$ 159.00	\$ -
2,633	12/1/2012 - 8/13/2013	\$ 23.80	\$ -	\$ -
2,634	12/1/2012 - 11/29/2013	\$ 28.19	\$ -	\$ -
2,635	12/2/2012 - 12/2/2012	\$ 72.08	\$ -	\$ -
2,636	12/2/2012 - 12/2/2012	\$ 13.80	\$ -	\$ -
2,637	12/2/2012 - 12/2/2012	\$ -	\$ 16.00	\$ -
2,638	12/2/2012 - 12/2/2012	\$ -	\$ 16.00	\$ -
2,639	12/2/2012 - 12/2/2012	\$ -	\$ 57.79	\$ -
2,640	12/2/2012 - 12/2/2012	\$ -	\$ 9.00	\$ -

DollarMonster

Transactions by SolidTrustPay.com

		\$ 1,063,731.63	\$ 1,146,307.67	\$ 30,376.29
		Debit	Credit	Evans
Investor No.	Investors' Date Range	Amount	Amount	Amount
2,641	12/2/2012 - 12/2/2012	\$ -	\$ 8.00	\$ -
2,642	12/2/2012 - 7/29/2013	\$ 1,381.57	\$ 2,769.53	\$ -
2,643	12/2/2012 - 9/20/2013	\$ 386.86	\$ 144.00	\$ -
2,644	12/3/2012 - 1/10/2013	\$ 13.80	\$ 10.00	\$ -
2,645	12/3/2012 - 2/28/2014	\$ 42.48	\$ 76.00	\$ -
2,646	12/4/2012 - 12/4/2012	\$ 89.00	\$ -	\$ -
2,647	12/4/2012 - 12/4/2012	\$ -	\$ 15.00	\$ -
2,648	12/4/2012 - 1/10/2013	\$ 6.28	\$ 6.00	\$ -
2,649	12/4/2012 - 10/14/2013	\$ 30.66	\$ -	\$ -
2,650	12/4/2012 - 1/3/2014	\$ 577.15	\$ 651.60	\$ -
2,651	12/5/2012 - 12/5/2012	\$ -	\$ 6.00	\$ -
2,652	12/5/2012 - 12/5/2012	\$ -	\$ 10.00	\$ -
2,653	12/5/2012 - 12/5/2012	\$ -	\$ 6.00	\$ -
2,654	12/5/2012 - 12/5/2012	\$ -	\$ 16.00	\$ -
2,655	12/5/2012 - 12/30/2012	\$ 1.00	\$ 6.00	\$ -
2,656	12/5/2012 - 1/3/2013	\$ -	\$ 116.75	\$ -
2,657	12/5/2012 - 7/29/2013	\$ 223.72	\$ 25.00	\$ -
2,658	12/6/2012 - 12/8/2012	\$ -	\$ 99.00	\$ -
2,659	12/6/2012 - 12/20/2012	\$ 1.00	\$ 11.00	\$ -
2,660	12/6/2012 - 12/22/2012	\$ -	\$ 148.00	\$ -
2,661	12/6/2012 - 3/18/2013	\$ 2.00	\$ 53.75	\$ -
2,662	12/7/2012 - 12/7/2012	\$ -	\$ 26.00	\$ -
2,663	12/7/2012 - 12/7/2012	\$ -	\$ 6.00	\$ -
2,664	12/7/2012 - 12/7/2012	\$ -	\$ 10.00	\$ -
2,665	12/7/2012 - 3/9/2013	\$ 20.80	\$ 25.00	\$ -
2,666	12/9/2012 - 12/9/2012	\$ 14.36	\$ -	\$ -
2,667	12/9/2012 - 12/9/2012	\$ -	\$ 20.00	\$ -
2,668	12/9/2012 - 3/2/2014	\$ 63.04	\$ 82.64	\$ -
2,669	12/10/2012 - 4/1/2013	\$ 746.60	\$ 826.00	\$ -
2,670	12/10/2012 - 8/30/2013	\$ 655.76	\$ 610.75	\$ -

DollarMonster

Transactions by SolidTrustPay.com

		\$ 1,063,731.63	\$ 1,146,307.67	\$ 30,376.29
		Debit	Credit	Evans
Investor No.	Investors' Date Range	Amount	Amount	Amount
2,671	12/10/2012 - 10/14/2013	\$ 1,359.72	\$ 1,648.75	\$ -
2,672	12/11/2012 - 7/25/2013	\$ 2,629.08	\$ 2,990.75	\$ -
2,673	12/12/2012 - 12/14/2012	\$ 10.04	\$ 18.00	\$ -
2,674	12/12/2012 - 12/19/2012	\$ 149.20	\$ 237.75	\$ -
2,675	12/12/2012 - 12/26/2012	\$ 10.04	\$ 18.75	\$ -
2,676	12/13/2012 - 12/14/2012	\$ 13.80	\$ 10.00	\$ -
2,677	12/13/2012 - 12/18/2012	\$ 12.04	\$ 24.00	\$ -
2,678	12/13/2012 - 1/1/2013	\$ 215.00	\$ 249.75	\$ -
2,679	12/13/2012 - 7/25/2013	\$ 88.96	\$ 146.00	\$ -
2,680	12/14/2012 - 12/14/2012	\$ -	\$ 8.00	\$ -
2,681	12/14/2012 - 12/14/2012	\$ -	\$ 25.00	\$ -
2,682	12/14/2012 - 12/27/2012	\$ 42.00	\$ 25.00	\$ -
2,683	12/14/2012 - 12/28/2012	\$ 10.04	\$ 33.00	\$ -
2,684	12/14/2012 - 12/29/2012	\$ 84.00	\$ 100.00	\$ -
2,685	12/14/2012 - 1/1/2013	\$ 10.04	\$ 8.00	\$ -
2,686	12/14/2012 - 1/3/2013	\$ 25.84	\$ 34.00	\$ -
2,687	12/14/2012 - 9/18/2013	\$ 87.00	\$ 25.00	\$ -
2,688	12/15/2012 - 1/3/2013	\$ 10.04	\$ 18.00	\$ -
2,689	12/15/2012 - 1/4/2013	\$ 102.20	\$ 145.00	\$ -
2,690	12/15/2012 - 1/6/2013	\$ 33.60	\$ 70.00	\$ -
2,691	12/15/2012 - 1/12/2013	\$ 65.20	\$ 96.75	\$ -
2,692	12/15/2012 - 1/20/2013	\$ 42.00	\$ 110.75	\$ -
2,693	12/15/2012 - 3/21/2013	\$ 165.48	\$ 184.00	\$ -
2,694	12/16/2012 - 1/21/2013	\$ -	\$ 16.00	\$ -
2,695	12/16/2012 - 3/25/2013	\$ 81.93	\$ 179.25	\$ -
2,696	12/16/2012 - 1/1/2014	\$ 10.04	\$ 78.00	\$ -
2,697	12/17/2012 - 12/17/2012	\$ -	\$ 25.00	\$ -
2,698	12/17/2012 - 1/6/2013	\$ 13.80	\$ 16.75	\$ -
2,699	12/17/2012 - 1/7/2013	\$ 10.04	\$ 18.00	\$ -
2,700	12/17/2012 - 1/22/2013	\$ 10.04	\$ 53.00	\$ -

DollarMonster

Transactions by SolidTrustPay.com

		\$ 1,063,731.63	\$ 1,146,307.67	\$ 30,376.29
		Debit	Credit	Evans
Investor No.	Investors' Date Range	Amount	Amount	Amount
2,701	12/17/2012 - 9/14/2013	\$ 154.15	\$ 142.95	\$ -
2,702	12/18/2012 - 12/18/2012	\$ -	\$ 50.00	\$ -
2,703	12/18/2012 - 12/18/2012	\$ -	\$ 8.20	\$ -
2,704	12/18/2012 - 12/18/2012	\$ -	\$ 10.00	\$ -
2,705	12/18/2012 - 1/5/2013	\$ 12.00	\$ 125.75	\$ -
2,706	12/18/2012 - 1/16/2013	\$ 23.20	\$ 40.00	\$ -
2,707	12/18/2012 - 3/18/2013	\$ 252.72	\$ 152.00	\$ -
2,708	12/18/2012 - 6/29/2013	\$ 4.95	\$ 8.00	\$ -
2,709	12/18/2012 - 6/30/2013	\$ 4.95	\$ 24.00	\$ -
2,710	12/18/2012 - 7/24/2013	\$ 16.35	\$ 18.00	\$ -
2,711	12/18/2012 - 12/29/2013	\$ 1.00	\$ 257.00	\$ -
2,712	12/19/2012 - 12/19/2012	\$ 155.44	\$ -	\$ -
2,713	12/19/2012 - 12/19/2012	\$ 13.80	\$ 8.00	\$ -
2,714	12/19/2012 - 12/19/2012	\$ 1.00	\$ 25.00	\$ -
2,715	12/19/2012 - 12/19/2012	\$ -	\$ 8.00	\$ -
2,716	12/19/2012 - 12/19/2012	\$ -	\$ 10.00	\$ -
2,717	12/19/2012 - 6/29/2013	\$ 4.95	\$ 14.52	\$ -
2,718	12/19/2012 - 6/30/2013	\$ 4.95	\$ 15.51	\$ -
2,719	12/19/2012 - 7/2/2013	\$ 4.95	\$ 20.00	\$ -
2,720	12/19/2012 - 7/2/2013	\$ 4.95	\$ 11.00	\$ -
2,721	12/19/2012 - 11/22/2013	\$ 8.45	\$ 15.50	\$ -
2,722	12/20/2012 - 12/20/2012	\$ -	\$ 125.00	\$ -
2,723	12/20/2012 - 12/20/2012	\$ -	\$ 49.00	\$ -
2,724	12/20/2012 - 12/20/2012	\$ -	\$ 10.00	\$ -
2,725	12/20/2012 - 12/20/2012	\$ -	\$ 15.00	\$ -
2,726	12/20/2012 - 12/20/2012	\$ -	\$ 12.49	\$ -
2,727	12/20/2012 - 12/20/2012	\$ -	\$ 8.00	\$ -
2,728	12/20/2012 - 12/20/2012	\$ -	\$ 8.00	\$ -
2,729	12/20/2012 - 12/20/2012	\$ -	\$ 15.00	\$ -
2,730	12/20/2012 - 12/29/2012	\$ 1.00	\$ 365.97	\$ -

DollarMonster

Transactions by SolidTrustPay.com

\$ 1,063,731.63 \$ 1,146,307.67 \$ 30,376.29

Investor No.	Investors' Date Range	Debit	Credit	Evans
		Amount	Amount	Amount
2,731	12/20/2012 - 6/29/2013	\$ 4.95	\$ 10.50	\$ -
2,732	12/20/2012 - 6/30/2013	\$ 4.95	\$ 10.50	\$ -
2,733	12/20/2012 - 7/1/2013	\$ 4.95	\$ 8.00	\$ -
2,734	12/20/2012 - 7/18/2013	\$ 4.95	\$ 19.45	\$ -
2,735	12/21/2012 - 12/21/2012	\$ -	\$ 125.00	\$ -
2,736	12/21/2012 - 12/21/2012	\$ -	\$ 8.00	\$ -
2,737	12/21/2012 - 12/21/2012	\$ -	\$ 19.50	\$ -
2,738	12/21/2012 - 12/21/2012	\$ -	\$ 8.00	\$ -
2,739	12/21/2012 - 12/21/2012	\$ -	\$ 8.00	\$ -
2,740	12/21/2012 - 12/21/2012	\$ -	\$ 8.00	\$ -
2,741	12/21/2012 - 12/24/2012	\$ -	\$ 108.00	\$ -
2,742	12/21/2012 - 1/3/2013	\$ -	\$ 31.75	\$ -
2,743	12/21/2012 - 1/9/2013	\$ -	\$ 75.00	\$ -
2,744	12/21/2012 - 3/11/2013	\$ -	\$ 16.00	\$ -
2,745	12/21/2012 - 7/28/2013	\$ 9.92	\$ 37.00	\$ -
2,746	12/21/2012 - 7/28/2013	\$ -	\$ 32.00	\$ -
2,747	12/22/2012 - 12/22/2012	\$ -	\$ 58.00	\$ -
2,748	12/22/2012 - 12/22/2012	\$ -	\$ 20.00	\$ -
2,749	12/22/2012 - 12/22/2012	\$ -	\$ 8.00	\$ -
2,750	12/22/2012 - 12/22/2012	\$ -	\$ 12.00	\$ -
2,751	12/22/2012 - 12/22/2012	\$ -	\$ 8.00	\$ -
2,752	12/22/2012 - 12/22/2012	\$ -	\$ 12.00	\$ -
2,753	12/22/2012 - 12/26/2012	\$ 1.00	\$ 58.00	\$ -
2,754	12/22/2012 - 12/28/2012	\$ 5.00	\$ 31.00	\$ -
2,755	12/22/2012 - 12/28/2012	\$ -	\$ 21.00	\$ -
2,756	12/23/2012 - 12/23/2012	\$ -	\$ 30.75	\$ -
2,757	12/23/2012 - 12/23/2012	\$ -	\$ 46.00	\$ -
2,758	12/23/2012 - 12/23/2012	\$ -	\$ 33.00	\$ -
2,759	12/23/2012 - 12/28/2012	\$ -	\$ 48.00	\$ -
2,760	12/23/2012 - 1/10/2013	\$ -	\$ 379.00	\$ -

DollarMonster

Transactions by SolidTrustPay.com

		\$ 1,063,731.63	\$ 1,146,307.67	\$ 30,376.29
		Debit	Credit	Evans
Investor No.	Investors' Date Range	Amount	Amount	Amount
2,761	12/25/2012 - 12/25/2012	\$ -	\$ 16.00	\$ -
2,762	12/25/2012 - 12/25/2012	\$ -	\$ 18.00	\$ -
2,763	12/25/2012 - 12/25/2012	\$ -	\$ 18.00	\$ -
2,764	12/25/2012 - 12/25/2012	\$ -	\$ 50.00	\$ -
2,765	12/25/2012 - 12/25/2012	\$ -	\$ 8.00	\$ -
2,766	12/25/2012 - 12/25/2012	\$ -	\$ 25.00	\$ -
2,767	12/25/2012 - 12/25/2012	\$ -	\$ 20.00	\$ -
2,768	12/25/2012 - 12/25/2012	\$ -	\$ 8.00	\$ -
2,769	12/25/2012 - 12/25/2012	\$ -	\$ 10.00	\$ -
2,770	12/25/2012 - 12/25/2012	\$ -	\$ 10.00	\$ -
2,771	12/25/2012 - 12/25/2012	\$ -	\$ 25.00	\$ -
2,772	12/25/2012 - 12/25/2012	\$ -	\$ 20.00	\$ -
2,773	12/25/2012 - 12/25/2012	\$ -	\$ 8.00	\$ -
2,774	12/25/2012 - 12/27/2012	\$ -	\$ 45.00	\$ -
2,775	12/25/2012 - 12/28/2012	\$ 1.00	\$ 8.00	\$ -
2,776	12/25/2012 - 12/30/2012	\$ -	\$ 108.00	\$ -
2,777	12/25/2012 - 2/23/2013	\$ 32.00	\$ 20.00	\$ -
2,778	12/25/2012 - 7/25/2013	\$ 4.96	\$ 9.00	\$ -
2,779	12/25/2012 - 12/26/2013	\$ 45.00	\$ 16.00	\$ -
2,780	12/26/2012 - 12/26/2012	\$ -	\$ 16.00	\$ -
2,781	12/26/2012 - 12/26/2012	\$ -	\$ 25.00	\$ -
2,782	12/26/2012 - 12/26/2012	\$ -	\$ 8.00	\$ -
2,783	12/26/2012 - 12/26/2012	\$ -	\$ 8.00	\$ -
2,784	12/26/2012 - 12/26/2012	\$ -	\$ 25.00	\$ -
2,785	12/26/2012 - 12/26/2012	\$ -	\$ 8.00	\$ -
2,786	12/26/2012 - 12/26/2012	\$ -	\$ 8.00	\$ -
2,787	12/26/2012 - 1/11/2013	\$ -	\$ 96.00	\$ -
2,788	12/26/2012 - 3/10/2013	\$ 536.60	\$ 550.00	\$ -
2,789	12/26/2012 - 4/20/2013	\$ 53.96	\$ 162.00	\$ -
2,790	12/26/2012 - 5/30/2013	\$ 34.74	\$ 70.80	\$ -

DollarMonster

Transactions by SolidTrustPay.com

		\$ 1,063,731.63	\$ 1,146,307.67	\$ 30,376.29
		Debit	Credit	Evans
Investor No.	Investors' Date Range	Amount	Amount	Amount
2,791	12/27/2012 - 12/27/2012	\$ -	\$ 16.00	\$ -
2,792	12/27/2012 - 12/27/2012	\$ -	\$ 16.00	\$ -
2,793	12/27/2012 - 12/27/2012	\$ -	\$ 8.00	\$ -
2,794	12/27/2012 - 12/27/2012	\$ -	\$ 10.00	\$ -
2,795	12/27/2012 - 12/27/2012	\$ -	\$ 15.00	\$ -
2,796	12/27/2012 - 12/27/2012	\$ -	\$ 25.00	\$ -
2,797	12/27/2012 - 12/27/2012	\$ -	\$ 8.00	\$ -
2,798	12/27/2012 - 1/19/2013	\$ -	\$ 364.75	\$ -
2,799	12/27/2012 - 1/21/2013	\$ 2.00	\$ 25.00	\$ -
2,800	12/28/2012 - 12/28/2012	\$ -	\$ 125.00	\$ -
2,801	12/28/2012 - 12/28/2012	\$ -	\$ 24.00	\$ -
2,802	12/28/2012 - 12/28/2012	\$ -	\$ 20.00	\$ -
2,803	12/28/2012 - 1/7/2013	\$ -	\$ 53.00	\$ -
2,804	12/28/2012 - 1/26/2013	\$ 3.00	\$ 8.00	\$ -
2,805	12/29/2012 - 12/29/2012	\$ 1.00	\$ 20.00	\$ -
2,806	12/29/2012 - 12/29/2012	\$ -	\$ 8.00	\$ -
2,807	12/29/2012 - 12/29/2012	\$ -	\$ 16.00	\$ -
2,808	12/29/2012 - 12/29/2012	\$ -	\$ 8.00	\$ -
2,809	12/29/2012 - 12/29/2012	\$ -	\$ 8.00	\$ -
2,810	12/29/2012 - 12/29/2012	\$ -	\$ 18.00	\$ -
2,811	12/29/2012 - 12/29/2012	\$ -	\$ 20.00	\$ -
2,812	12/29/2012 - 12/29/2012	\$ -	\$ 24.00	\$ -
2,813	12/29/2012 - 10/14/2013	\$ 3,205.72	\$ 3,612.75	\$ -
2,814	12/29/2012 - 10/19/2013	\$ -	\$ 270.74	\$ -
2,815	12/30/2012 - 12/30/2012	\$ 3.00	\$ 33.00	\$ -
2,816	12/30/2012 - 12/30/2012	\$ -	\$ 114.00	\$ -
2,817	12/30/2012 - 12/30/2012	\$ -	\$ 50.00	\$ -
2,818	12/30/2012 - 12/30/2012	\$ -	\$ 8.00	\$ -
2,819	12/30/2012 - 12/30/2012	\$ -	\$ 8.00	\$ -
2,820	12/30/2012 - 12/30/2012	\$ -	\$ 25.00	\$ -

DollarMonster

Transactions by SolidTrustPay.com

		\$ 1,063,731.63	\$ 1,146,307.67	\$ 30,376.29
		Debit	Credit	Evans
Investor No.	Investors' Date Range	Amount	Amount	Amount
2,821	12/30/2012 - 1/3/2013	\$ -	\$ 83.25	\$ -
2,822	12/30/2012 - 1/5/2013	\$ -	\$ 28.00	\$ -
2,823	12/30/2012 - 10/6/2013	\$ 42.00	\$ 31.75	\$ -
2,824	12/31/2012 - 12/31/2012	\$ -	\$ 8.00	\$ -
2,825	12/31/2012 - 1/3/2013	\$ -	\$ 53.00	\$ -
2,826	12/31/2012 - 2/27/2013	\$ 10.04	\$ 16.00	\$ -
2,827	1/1/2013 - 1/1/2013	\$ -	\$ 8.00	\$ -
2,828	1/2/2013 - 1/2/2013	\$ -	\$ 6.75	\$ -
2,829	1/2/2013 - 1/2/2013	\$ -	\$ 6.75	\$ -
2,830	1/2/2013 - 1/2/2013	\$ -	\$ 20.00	\$ -
2,831	1/2/2013 - 1/13/2013	\$ -	\$ 27.75	\$ -
2,832	1/3/2013 - 1/3/2013	\$ -	\$ 46.00	\$ -
2,833	1/3/2013 - 1/3/2013	\$ -	\$ 20.00	\$ -
2,834	1/3/2013 - 1/3/2013	\$ -	\$ 6.75	\$ -
2,835	1/3/2013 - 1/4/2013	\$ -	\$ 108.00	\$ -
2,836	1/3/2013 - 10/5/2013	\$ 2,787.12	\$ 2,758.00	\$ -
2,837	1/4/2013 - 1/4/2013	\$ -	\$ 116.00	\$ -
2,838	1/4/2013 - 1/4/2013	\$ -	\$ 6.75	\$ -
2,839	1/4/2013 - 1/4/2013	\$ -	\$ 6.75	\$ -
2,840	1/4/2013 - 1/4/2013	\$ -	\$ 6.75	\$ -
2,841	1/4/2013 - 1/4/2013	\$ -	\$ 6.75	\$ -
2,842	1/4/2013 - 1/5/2013	\$ 10.00	\$ 234.00	\$ -
2,843	1/4/2013 - 1/5/2013	\$ 4.00	\$ 6.75	\$ -
2,844	1/5/2013 - 1/5/2013	\$ 32.60	\$ -	\$ -
2,845	1/5/2013 - 1/5/2013	\$ 26.96	\$ -	\$ -
2,846	1/5/2013 - 1/5/2013	\$ -	\$ 118.00	\$ -
2,847	1/5/2013 - 1/5/2013	\$ -	\$ 13.50	\$ -
2,848	1/5/2013 - 1/5/2013	\$ -	\$ 8.00	\$ -
2,849	1/5/2013 - 1/5/2013	\$ -	\$ 6.75	\$ -
2,850	1/5/2013 - 1/6/2013	\$ 74.60	\$ -	\$ -

DollarMonster

Transactions by SolidTrustPay.com

		\$ 1,063,731.63	\$ 1,146,307.67	\$ 30,376.29
		Debit	Credit	Evans
Investor No.	Investors' Date Range	Amount	Amount	Amount
2,851	1/5/2013 - 1/11/2013	\$ -	\$ 140.00	\$ -
2,852	1/5/2013 - 1/26/2013	\$ 1,802.00	\$ 2,042.00	\$ -
2,853	1/6/2013 - 1/6/2013	\$ -	\$ 25.00	\$ -
2,854	1/6/2013 - 1/6/2013	\$ -	\$ 6.75	\$ -
2,855	1/6/2013 - 5/21/2013	\$ 1.00	\$ 6.75	\$ -
2,856	1/7/2013 - 1/7/2013	\$ -	\$ 21.00	\$ -
2,857	1/7/2013 - 1/22/2013	\$ -	\$ 305.25	\$ -
2,858	1/8/2013 - 1/8/2013	\$ -	\$ 26.75	\$ -
2,859	1/8/2013 - 9/18/2013	\$ 178.00	\$ 1,225.00	\$ -
2,860	1/9/2013 - 1/9/2013	\$ -	\$ 6.75	\$ -
2,861	1/9/2013 - 1/9/2013	\$ -	\$ 8.00	\$ -
2,862	1/9/2013 - 3/7/2013	\$ 419.40	\$ 423.00	\$ -
2,863	1/10/2013 - 1/10/2013	\$ -	\$ 40.00	\$ -
2,864	1/10/2013 - 1/10/2013	\$ -	\$ 30.00	\$ -
2,865	1/10/2013 - 1/10/2013	\$ -	\$ 8.00	\$ -
2,866	1/10/2013 - 8/5/2013	\$ -	\$ 20.75	\$ -
2,867	1/11/2013 - 1/11/2013	\$ -	\$ 25.00	\$ -
2,868	1/12/2013 - 1/12/2013	\$ -	\$ 8.00	\$ -
2,869	1/12/2013 - 1/12/2013	\$ -	\$ 8.00	\$ -
2,870	1/12/2013 - 1/24/2013	\$ 149.01	\$ 21.00	\$ -
2,871	1/13/2013 - 1/13/2013	\$ -	\$ 6.75	\$ -
2,872	1/14/2013 - 1/14/2013	\$ -	\$ 8.00	\$ -
2,873	1/15/2013 - 1/21/2013	\$ 60.80	\$ 75.00	\$ -
2,874	1/16/2013 - 1/16/2013	\$ -	\$ 6.75	\$ -
2,875	1/16/2013 - 1/20/2013	\$ 46.40	\$ 60.00	\$ -
2,876	1/16/2013 - 9/13/2013	\$ 504.97	\$ -	\$ -
2,877	1/17/2013 - 1/17/2013	\$ -	\$ 6.75	\$ -
2,878	1/17/2013 - 1/20/2013	\$ 10.04	\$ 20.00	\$ -
2,879	1/18/2013 - 6/21/2013	\$ 5,261.01	\$ 5,707.21	\$ -
2,880	1/19/2013 - 1/20/2013	\$ 13.80	\$ 24.00	\$ -

DollarMonster

Transactions by SolidTrustPay.com

		\$ 1,063,731.63	\$ 1,146,307.67	\$ 30,376.29
		Debit	Credit	Evans
Investor No.	Investors' Date Range	Amount	Amount	Amount
2,881	1/19/2013 - 1/20/2013	\$ 10.04	\$ 67.70	\$ -
2,882	1/19/2013 - 1/21/2013	\$ 58.23	\$ 191.46	\$ -
2,883	1/19/2013 - 9/13/2013	\$ 347.72	\$ 798.75	\$ -
2,884	1/20/2013 - 1/20/2013	\$ 44.00	\$ 25.00	\$ -
2,885	1/20/2013 - 1/20/2013	\$ 17.56	\$ 12.00	\$ -
2,886	1/20/2013 - 1/20/2013	\$ 1.00	\$ 10.00	\$ -
2,887	1/20/2013 - 1/20/2013	\$ -	\$ 564.45	\$ -
2,888	1/20/2013 - 1/20/2013	\$ -	\$ 123.00	\$ -
2,889	1/20/2013 - 1/20/2013	\$ -	\$ 100.00	\$ -
2,890	1/20/2013 - 1/20/2013	\$ -	\$ 30.75	\$ -
2,891	1/20/2013 - 1/20/2013	\$ -	\$ 50.00	\$ -
2,892	1/20/2013 - 1/20/2013	\$ -	\$ 25.00	\$ -
2,893	1/20/2013 - 1/20/2013	\$ -	\$ 25.00	\$ -
2,894	1/20/2013 - 1/20/2013	\$ -	\$ 18.66	\$ -
2,895	1/20/2013 - 1/20/2013	\$ -	\$ 25.00	\$ -
2,896	1/20/2013 - 1/21/2013	\$ 1.00	\$ 16.00	\$ -
2,897	1/20/2013 - 1/22/2013	\$ 42.00	\$ 25.00	\$ -
2,898	1/20/2013 - 1/23/2013	\$ -	\$ 200.00	\$ -
2,899	1/20/2013 - 3/1/2013	\$ 1.00	\$ 108.00	\$ -
2,900	1/20/2013 - 3/14/2013	\$ 168.00	\$ 204.00	\$ -
2,901	1/20/2013 - 3/14/2013	\$ 32.60	\$ 20.00	\$ -
2,902	1/20/2013 - 3/18/2013	\$ -	\$ 123.88	\$ -
2,903	1/20/2013 - 5/16/2013	\$ 237.20	\$ 114.00	\$ -
2,904	1/21/2013 - 1/21/2013	\$ -	\$ 18.00	\$ -
2,905	1/21/2013 - 1/21/2013	\$ -	\$ 43.00	\$ -
2,906	1/21/2013 - 1/21/2013	\$ -	\$ 20.00	\$ -
2,907	1/21/2013 - 1/21/2013	\$ -	\$ 8.00	\$ -
2,908	1/21/2013 - 1/21/2013	\$ -	\$ 40.00	\$ -
2,909	1/21/2013 - 3/26/2013	\$ 749.52	\$ 1,403.00	\$ -
2,910	1/21/2013 - 4/22/2013	\$ 1,894.95	\$ 1,382.00	\$ -

DollarMonster

Transactions by SolidTrustPay.com

		\$ 1,063,731.63	\$ 1,146,307.67	\$ 30,376.29
		Debit	Credit	Evans
Investor No.	Investors' Date Range	Amount	Amount	Amount
2,911	1/21/2013 - 5/18/2013	\$ 49.60	\$ 738.00	\$ -
2,912	1/22/2013 - 1/22/2013	\$ -	\$ 6.75	\$ -
2,913	1/22/2013 - 1/22/2013	\$ -	\$ 8.00	\$ -
2,914	1/22/2013 - 1/23/2013	\$ 1.00	\$ 8.00	\$ -
2,915	1/22/2013 - 10/1/2013	\$ 195.74	\$ 346.78	\$ -
2,916	1/23/2013 - 1/23/2013	\$ -	\$ 8.00	\$ -
2,917	1/23/2013 - 4/4/2013	\$ -	\$ 112.00	\$ -
2,918	1/23/2013 - 11/8/2013	\$ 76.24	\$ 138.00	\$ -
2,919	1/24/2013 - 1/24/2013	\$ 10.04	\$ 8.00	\$ -
2,920	1/24/2013 - 3/14/2013	\$ 107.08	\$ 102.00	\$ -
2,921	1/24/2013 - 8/24/2013	\$ 168.76	\$ 246.75	\$ -
2,922	1/24/2013 - 10/5/2013	\$ 1,309.68	\$ 1,411.34	\$ -
2,923	1/25/2013 - 1/25/2013	\$ 10.04	\$ 26.70	\$ -
2,924	1/25/2013 - 1/25/2013	\$ -	\$ 100.00	\$ -
2,925	1/25/2013 - 1/25/2013	\$ -	\$ 11.62	\$ -
2,926	1/25/2013 - 1/25/2013	\$ -	\$ 8.00	\$ -
2,927	1/25/2013 - 1/25/2013	\$ -	\$ 8.00	\$ -
2,928	1/25/2013 - 1/25/2013	\$ -	\$ 10.00	\$ -
2,929	1/25/2013 - 1/25/2013	\$ -	\$ 100.00	\$ -
2,930	1/25/2013 - 1/26/2013	\$ 10.04	\$ 18.00	\$ -
2,931	1/25/2013 - 1/26/2013	\$ 10.04	\$ 41.00	\$ -
2,932	1/25/2013 - 1/26/2013	\$ 3.00	\$ 100.00	\$ -
2,933	1/25/2013 - 1/28/2013	\$ 3.00	\$ 9.65	\$ -
2,934	1/25/2013 - 2/12/2013	\$ 56.34	\$ 30.50	\$ -
2,935	1/25/2013 - 2/24/2013	\$ 158.00	\$ 114.00	\$ -
2,936	1/25/2013 - 3/8/2013	\$ 192.65	\$ 133.26	\$ -
2,937	1/25/2013 - 3/13/2013	\$ 56.16	\$ 94.00	\$ -
2,938	1/25/2013 - 3/16/2013	\$ 90.76	\$ 95.00	\$ -
2,939	1/25/2013 - 3/16/2013	\$ 53.32	\$ 84.00	\$ -
2,940	1/25/2013 - 3/22/2013	\$ 79.21	\$ -	\$ -

DollarMonster

Transactions by SolidTrustPay.com

		\$ 1,063,731.63	\$ 1,146,307.67	\$ 30,376.29
		Debit	Credit	Evans
Investor No.	Investors' Date Range	Amount	Amount	Amount
2,941	1/25/2013 - 5/29/2013	\$ 1,629.20	\$ 2,028.25	\$ -
2,942	1/25/2013 - 6/15/2013	\$ 154.96	\$ 175.75	\$ -
2,943	1/25/2013 - 10/12/2013	\$ 3,690.53	\$ 2,729.96	\$ -
2,944	1/25/2013 - 10/18/2013	\$ 59.62	\$ 38.75	\$ -
2,945	1/26/2013 - 1/26/2013	\$ 185.00	\$ 181.00	\$ -
2,946	1/26/2013 - 1/26/2013	\$ 10.04	\$ 20.00	\$ -
2,947	1/26/2013 - 1/26/2013	\$ 10.04	\$ 8.00	\$ -
2,948	1/26/2013 - 1/26/2013	\$ -	\$ 33.00	\$ -
2,949	1/26/2013 - 1/26/2013	\$ -	\$ 98.00	\$ -
2,950	1/26/2013 - 1/26/2013	\$ -	\$ 8.00	\$ -
2,951	1/26/2013 - 1/26/2013	\$ -	\$ 66.00	\$ -
2,952	1/26/2013 - 1/26/2013	\$ -	\$ 25.00	\$ -
2,953	1/26/2013 - 1/26/2013	\$ -	\$ 19.50	\$ -
2,954	1/26/2013 - 1/27/2013	\$ 334.08	\$ 329.00	\$ -
2,955	1/26/2013 - 3/6/2013	\$ 117.13	\$ 88.54	\$ -
2,956	1/26/2013 - 3/9/2013	\$ 79.64	\$ 53.00	\$ -
2,957	1/26/2013 - 7/17/2013	\$ 129.24	\$ 155.00	\$ -
2,958	1/27/2013 - 3/13/2013	\$ 10.04	\$ 17.50	\$ -
2,959	1/28/2013 - 1/28/2013	\$ 42.19	\$ -	\$ -
2,960	1/28/2013 - 1/28/2013	\$ -	\$ 19.00	\$ -
2,961	1/28/2013 - 2/17/2013	\$ 33.24	\$ 23.00	\$ -
2,962	1/28/2013 - 3/6/2013	\$ 42.00	\$ 25.00	\$ -
2,963	1/28/2013 - 3/6/2013	\$ 32.60	\$ 52.60	\$ -
2,964	1/28/2013 - 3/7/2013	\$ 179.24	\$ 98.00	\$ -
2,965	1/28/2013 - 10/18/2013	\$ 43.62	\$ 74.00	\$ -
2,966	1/28/2013 - 11/29/2013	\$ 632.42	\$ 496.25	\$ -
2,967	1/28/2013 - 1/8/2014	\$ 6,190.96	\$ 6,738.60	\$ -
2,968	1/29/2013 - 2/15/2013	\$ 10.04	\$ 8.00	\$ -
2,969	1/29/2013 - 3/2/2013	\$ 183.00	\$ 100.00	\$ -
2,970	1/29/2013 - 3/3/2013	\$ 32.60	\$ 20.00	\$ -

DollarMonster

Transactions by SolidTrustPay.com

\$ 1,063,731.63 \$ 1,146,307.67 \$ 30,376.29

Investor No.	Investors' Date Range	Debit	Credit	Evans
		Amount	Amount	Amount
2,971	1/29/2013 - 3/8/2013	\$ 35.76	\$ 70.75	\$ -
2,972	1/29/2013 - 3/18/2013	\$ 130.40	\$ 160.00	\$ -
2,973	1/29/2013 - 3/29/2013	\$ 23.00	\$ -	\$ -
2,974	1/29/2013 - 5/15/2013	\$ 93.40	\$ 130.00	\$ -
2,975	1/30/2013 - 7/24/2013	\$ 5,900.59	\$ 7,600.96	\$ -
2,976	1/30/2013 - 7/25/2013	\$ 16,825.74	\$ 12,911.06	\$ -
2,977	1/30/2013 - 10/14/2013	\$ 85.39	\$ 132.50	\$ -
2,978	1/31/2013 - 2/20/2013	\$ 158.60	\$ 95.00	\$ -
2,979	1/31/2013 - 3/16/2013	\$ 2,006.70	\$ 1,744.23	\$ -
2,980	1/31/2013 - 3/19/2013	\$ 197.35	\$ 200.25	\$ -
2,981	2/1/2013 - 2/7/2013	\$ 21.32	\$ 14.00	\$ -
2,982	2/1/2013 - 2/7/2013	\$ 10.04	\$ 8.00	\$ -
2,983	2/1/2013 - 3/8/2013	\$ 168.00	\$ 125.00	\$ -
2,984	2/1/2013 - 7/22/2013	\$ 264.55	\$ 260.40	\$ -
2,985	2/1/2013 - 10/18/2013	\$ 38.86	\$ 236.47	\$ -
2,986	2/2/2013 - 3/27/2013	\$ 1,214.68	\$ 805.40	\$ -
2,987	2/2/2013 - 9/18/2013	\$ 2,775.19	\$ 1,671.95	\$ -
2,988	2/3/2013 - 2/25/2013	\$ 39.52	\$ 38.00	\$ -
2,989	2/3/2013 - 2/25/2013	\$ 39.52	\$ 29.00	\$ -
2,990	2/3/2013 - 3/11/2014	\$ 363.84	\$ 464.64	\$ -
2,991	2/4/2013 - 2/17/2013	\$ 21.96	\$ 29.00	\$ -
2,992	2/4/2013 - 2/25/2013	\$ 39.52	\$ 29.00	\$ -
2,993	2/4/2013 - 2/26/2013	\$ 37.64	\$ 28.00	\$ -
2,994	2/4/2013 - 3/6/2013	\$ 20.08	\$ 41.00	\$ -
2,995	2/4/2013 - 3/12/2013	\$ 264.56	\$ 186.00	\$ -
2,996	2/4/2013 - 9/13/2013	\$ 4.40	\$ 16.75	\$ -
2,997	2/5/2013 - 2/11/2013	\$ 13.80	\$ 10.00	\$ -
2,998	2/5/2013 - 2/23/2013	\$ 39.52	\$ 29.00	\$ -
2,999	2/5/2013 - 2/23/2013	\$ 37.64	\$ 28.00	\$ -
3,000	2/5/2013 - 4/2/2013	\$ 1,030.60	\$ 1,295.00	\$ -

DollarMonster

Transactions by SolidTrustPay.com

		\$ 1,063,731.63	\$ 1,146,307.67	\$ 30,376.29
		Debit	Credit	Evans
Investor No.	Investors' Date Range	Amount	Amount	Amount
3,001	2/6/2013 - 2/6/2013	\$ -	\$ 6.75	\$ -
3,002	2/6/2013 - 2/23/2013	\$ 43.28	\$ 31.00	\$ -
3,003	2/6/2013 - 3/9/2013	\$ 75.05	\$ 72.90	\$ -
3,004	2/6/2013 - 4/10/2013	\$ 402.08	\$ 522.75	\$ -
3,005	2/7/2013 - 2/7/2013	\$ -	\$ 8.00	\$ -
3,006	2/7/2013 - 2/15/2013	\$ 10.04	\$ 8.00	\$ -
3,007	2/7/2013 - 2/23/2013	\$ 37.64	\$ 28.00	\$ -
3,008	2/8/2013 - 3/11/2013	\$ 798.25	\$ 780.45	\$ -
3,009	2/9/2013 - 3/9/2013	\$ 282.53	\$ 260.81	\$ -
3,010	2/11/2013 - 2/14/2013	\$ 11.09	\$ 8.56	\$ -
3,011	2/12/2013 - 7/18/2013	\$ 152.96	\$ 135.06	\$ -
3,012	2/12/2013 - 10/18/2013	\$ 102.85	\$ 83.62	\$ -
3,013	2/12/2013 - 12/26/2013	\$ 71.29	\$ 69.62	\$ -
3,014	2/13/2013 - 2/22/2013	\$ 21.96	\$ 27.59	\$ -
3,015	2/13/2013 - 3/19/2013	\$ 672.00	\$ 1,200.00	\$ -
3,016	2/13/2013 - 5/16/2013	\$ 96.04	\$ 83.00	\$ -
3,017	2/14/2013 - 2/20/2013	\$ 10.04	\$ 8.00	\$ -
3,018	2/14/2013 - 2/21/2013	\$ 11.26	\$ 8.65	\$ -
3,019	2/14/2013 - 2/21/2013	\$ 11.26	\$ 8.65	\$ -
3,020	2/14/2013 - 2/21/2013	\$ 11.26	\$ 8.65	\$ -
3,021	2/14/2013 - 2/21/2013	\$ 11.17	\$ 8.60	\$ -
3,022	2/14/2013 - 2/21/2013	\$ 11.17	\$ 8.60	\$ -
3,023	2/14/2013 - 2/21/2013	\$ 10.53	\$ 8.26	\$ -
3,024	2/14/2013 - 2/21/2013	\$ 10.51	\$ 8.25	\$ -
3,025	2/14/2013 - 2/21/2013	\$ 10.34	\$ 8.16	\$ -
3,026	2/14/2013 - 2/21/2013	\$ 10.04	\$ 8.00	\$ -
3,027	2/14/2013 - 2/22/2013	\$ 10.04	\$ 8.00	\$ -
3,028	2/14/2013 - 4/20/2013	\$ 589.92	\$ 697.90	\$ -
3,029	2/14/2013 - 7/25/2013	\$ 8,472.61	\$ 7,548.75	\$ -
3,030	2/15/2013 - 2/23/2013	\$ 11.26	\$ 8.65	\$ -

DollarMonster

Transactions by SolidTrustPay.com

		\$ 1,063,731.63	\$ 1,146,307.67	\$ 30,376.29
		Debit	Credit	Evans
Investor No.	Investors' Date Range	Amount	Amount	Amount
3,031	2/15/2013 - 2/23/2013	\$ 10.98	\$ 8.50	\$ -
3,032	2/15/2013 - 3/22/2013	\$ 87.22	\$ 98.50	\$ -
3,033	2/16/2013 - 3/7/2013	\$ 10.04	\$ 73.75	\$ -
3,034	2/16/2013 - 3/20/2013	\$ 50.80	\$ 89.00	\$ -
3,035	2/16/2013 - 3/27/2013	\$ 1,218.00	\$ 1,475.00	\$ -
3,036	2/16/2013 - 4/5/2013	\$ 23.84	\$ 41.00	\$ -
3,037	2/16/2013 - 4/6/2013	\$ 45.80	\$ 35.00	\$ -
3,038	2/16/2013 - 8/26/2013	\$ 270.51	\$ 318.60	\$ -
3,039	2/18/2013 - 2/18/2013	\$ -	\$ 8.00	\$ -
3,040	2/19/2013 - 10/18/2013	\$ 78.98	\$ 123.00	\$ -
3,041	2/19/2013 - 12/23/2013	\$ 62.20	\$ 119.75	\$ -
3,042	2/20/2013 - 3/1/2013	\$ 11.73	\$ 8.90	\$ -
3,043	2/22/2013 - 7/18/2013	\$ 229.85	\$ 260.00	\$ -
3,044	2/23/2013 - 2/23/2013	\$ -	\$ 13.50	\$ -
3,045	2/23/2013 - 2/23/2013	\$ -	\$ 6.75	\$ -
3,046	2/23/2013 - 5/15/2013	\$ 1,340.20	\$ 2,805.00	\$ -
3,047	2/23/2013 - 7/25/2013	\$ 2,013.37	\$ 3,809.40	\$ -
3,048	2/24/2013 - 3/21/2013	\$ 1,673.42	\$ 2,643.71	\$ -
3,049	2/24/2013 - 3/24/2013	\$ 52.04	\$ 83.00	\$ -
3,050	2/24/2013 - 4/9/2013	\$ 13.84	\$ 18.00	\$ -
3,051	2/25/2013 - 3/7/2013	\$ 55.80	\$ 107.75	\$ -
3,052	2/27/2013 - 3/8/2013	\$ 26.57	\$ 41.79	\$ -
3,053	2/27/2013 - 5/20/2013	\$ 46.40	\$ 100.00	\$ -
3,054	2/27/2013 - 9/13/2013	\$ 39.76	\$ 56.10	\$ -
3,055	2/28/2013 - 3/8/2013	\$ 10.04	\$ 8.00	\$ -
3,056	2/28/2013 - 5/5/2013	\$ 1,489.48	\$ 3,062.00	\$ -
3,057	2/28/2013 - 7/22/2013	\$ 36.46	\$ 27.80	\$ -
3,058	2/28/2013 - 2/1/2014	\$ 252.00	\$ 712.25	\$ -
3,059	3/1/2013 - 3/9/2013	\$ 10.04	\$ 17.00	\$ -
3,060	3/1/2013 - 3/9/2013	\$ 10.04	\$ 8.00	\$ -

DollarMonster

Transactions by SolidTrustPay.com

		\$ 1,063,731.63	\$ 1,146,307.67	\$ 30,376.29
		Debit	Credit	Evans
Investor No.	Investors' Date Range	Amount	Amount	Amount
3,061	3/1/2013 - 3/13/2013	\$ 10.04	\$ 68.00	\$ -
3,062	3/1/2013 - 10/14/2013	\$ 31.58	\$ 42.62	\$ -
3,063	3/2/2013 - 3/9/2013	\$ 10.04	\$ 8.00	\$ -
3,064	3/2/2013 - 3/12/2013	\$ 10.04	\$ 8.00	\$ -
3,065	3/2/2013 - 9/14/2013	\$ 51.88	\$ 50.00	\$ -
3,066	3/2/2013 - 10/2/2013	\$ 136.00	\$ 425.00	\$ -
3,067	3/3/2013 - 3/14/2013	\$ 84.00	\$ 125.00	\$ -
3,068	3/3/2013 - 3/16/2013	\$ 23.84	\$ 18.00	\$ -
3,069	3/3/2013 - 3/16/2013	\$ 15.68	\$ 36.00	\$ -
3,070	3/4/2013 - 3/19/2013	\$ 42.00	\$ 66.00	\$ -
3,071	3/4/2013 - 4/18/2013	\$ 66.86	\$ 131.57	\$ -
3,072	3/5/2013 - 3/5/2013	\$ -	\$ 9.00	\$ -
3,073	3/6/2013 - 3/6/2013	\$ -	\$ 50.00	\$ -
3,074	3/6/2013 - 3/8/2013	\$ -	\$ 98.10	\$ -
3,075	3/6/2013 - 3/10/2013	\$ 2.00	\$ 33.00	\$ -
3,076	3/6/2013 - 9/19/2013	\$ 41.12	\$ 414.00	\$ -
3,077	3/7/2013 - 3/12/2013	\$ -	\$ 190.50	\$ -
3,078	3/8/2013 - 3/10/2013	\$ -	\$ 50.00	\$ -
3,079	3/8/2013 - 3/20/2013	\$ -	\$ 20.00	\$ -
3,080	3/8/2013 - 7/29/2013	\$ 430.95	\$ 478.00	\$ -
3,081	3/9/2013 - 3/9/2013	\$ -	\$ 50.00	\$ -
3,082	3/9/2013 - 3/9/2013	\$ -	\$ 15.00	\$ -
3,083	3/9/2013 - 3/9/2013	\$ -	\$ 8.00	\$ -
3,084	3/9/2013 - 3/9/2013	\$ -	\$ 8.00	\$ -
3,085	3/9/2013 - 3/15/2013	\$ -	\$ 54.00	\$ -
3,086	3/9/2013 - 3/20/2013	\$ -	\$ 14.75	\$ -
3,087	3/10/2013 - 3/10/2013	\$ -	\$ 8.00	\$ -
3,088	3/10/2013 - 3/10/2013	\$ -	\$ 16.00	\$ -
3,089	3/10/2013 - 3/10/2013	\$ -	\$ 8.00	\$ -
3,090	3/10/2013 - 3/11/2013	\$ -	\$ 50.00	\$ -

DollarMonster

Transactions by SolidTrustPay.com

		\$ 1,063,731.63	\$ 1,146,307.67	\$ 30,376.29
		Debit	Credit	Evans
Investor No.	Investors' Date Range	Amount	Amount	Amount
3,091	3/11/2013 - 3/11/2013	\$ -	\$ 10.00	\$ -
3,092	3/11/2013 - 3/11/2013	\$ -	\$ 8.00	\$ -
3,093	3/11/2013 - 3/20/2013	\$ 1.00	\$ 30.75	\$ -
3,094	3/11/2013 - 5/30/2013	\$ 46.04	\$ 898.00	\$ -
3,095	3/11/2013 - 7/22/2013	\$ 2.00	\$ 10.00	\$ -
3,096	3/12/2013 - 3/12/2013	\$ -	\$ 25.00	\$ -
3,097	3/12/2013 - 3/12/2013	\$ -	\$ 8.00	\$ -
3,098	3/12/2013 - 3/12/2013	\$ -	\$ 8.00	\$ -
3,099	3/12/2013 - 3/13/2013	\$ -	\$ 275.00	\$ -
3,100	3/12/2013 - 3/13/2013	\$ -	\$ 100.00	\$ -
3,101	3/12/2013 - 8/7/2013	\$ 6.00	\$ 44.00	\$ -
3,102	3/13/2013 - 3/13/2013	\$ 1.00	\$ -	\$ -
3,103	3/13/2013 - 3/16/2013	\$ -	\$ 18.00	\$ -
3,104	3/13/2013 - 5/30/2013	\$ 356.00	\$ 1,133.75	\$ -
3,105	3/13/2013 - 7/24/2013	\$ 111.80	\$ 394.66	\$ -
3,106	3/13/2013 - 7/24/2013	\$ 6.00	\$ 420.50	\$ -
3,107	3/14/2013 - 3/14/2013	\$ -	\$ 16.00	\$ -
3,108	3/14/2013 - 3/14/2013	\$ -	\$ 15.00	\$ -
3,109	3/14/2013 - 3/14/2013	\$ -	\$ 8.00	\$ -
3,110	3/14/2013 - 3/14/2013	\$ -	\$ 8.00	\$ -
3,111	3/14/2013 - 4/10/2013	\$ -	\$ 63.50	\$ -
3,112	3/15/2013 - 3/15/2013	\$ -	\$ 8.00	\$ -
3,113	3/16/2013 - 3/16/2013	\$ -	\$ 35.00	\$ -
3,114	3/16/2013 - 3/20/2013	\$ 11.00	\$ 8.00	\$ -
3,115	3/16/2013 - 3/20/2013	\$ -	\$ 257.69	\$ -
3,116	3/18/2013 - 3/18/2013	\$ -	\$ 8.00	\$ -
3,117	3/18/2013 - 3/20/2013	\$ -	\$ 14.75	\$ -
3,118	3/18/2013 - 9/16/2013	\$ 799.20	\$ 1,872.00	\$ -
3,119	3/19/2013 - 3/19/2013	\$ 1.00	\$ 8.00	\$ -
3,120	3/19/2013 - 3/19/2013	\$ -	\$ 10.00	\$ -

DollarMonster

Transactions by SolidTrustPay.com

		\$ 1,063,731.63	\$ 1,146,307.67	\$ 30,376.29
		Debit	Credit	Evans
Investor No.	Investors' Date Range	Amount	Amount	Amount
3,121	3/19/2013 - 3/19/2013	\$ -	\$ 10.00	\$ -
3,122	3/19/2013 - 3/19/2013	\$ -	\$ 16.00	\$ -
3,123	3/20/2013 - 3/20/2013	\$ -	\$ 15.00	\$ -
3,124	3/20/2013 - 3/20/2013	\$ -	\$ 6.75	\$ -
3,125	3/20/2013 - 3/20/2013	\$ -	\$ 6.75	\$ -
3,126	3/20/2013 - 7/24/2013	\$ 6.00	\$ 241.59	\$ -
3,127	3/21/2013 - 3/21/2013	\$ -	\$ 8.00	\$ -
3,128	3/23/2013 - 3/23/2013	\$ -	\$ 8.00	\$ -
3,129	3/23/2013 - 7/31/2013	\$ 14.00	\$ 44.22	\$ -
3,130	3/25/2013 - 3/25/2013	\$ -	\$ 6.75	\$ -
3,131	3/25/2013 - 9/14/2013	\$ 188.00	\$ 354.00	\$ -
3,132	3/27/2013 - 4/17/2013	\$ 168.00	\$ 110.00	\$ -
3,133	3/27/2013 - 11/1/2013	\$ 84.00	\$ 217.00	\$ -
3,134	3/28/2013 - 3/28/2013	\$ -	\$ 6.75	\$ -
3,135	3/28/2013 - 8/26/2013	\$ 54.15	\$ 58.50	\$ -
3,136	3/29/2013 - 4/5/2013	\$ 10.04	\$ 18.00	\$ -
3,137	3/31/2013 - 4/19/2013	\$ 65.60	\$ 60.00	\$ -
3,138	3/31/2013 - 8/14/2013	\$ 27.40	\$ 38.00	\$ -
3,139	4/1/2013 - 4/6/2013	\$ 3.80	\$ 10.00	\$ -
3,140	4/1/2013 - 4/16/2013	\$ 26.20	\$ 20.00	\$ -
3,141	4/1/2013 - 7/19/2013	\$ 30.00	\$ 40.00	\$ -
3,142	4/2/2013 - 9/29/2013	\$ 2,975.60	\$ 3,170.00	\$ -
3,143	4/3/2013 - 4/25/2013	\$ 3.80	\$ 10.00	\$ -
3,144	4/3/2013 - 4/25/2013	\$ 3.80	\$ 10.00	\$ -
3,145	4/3/2013 - 12/30/2013	\$ 16.10	\$ 44.75	\$ -
3,146	4/4/2013 - 4/4/2013	\$ -	\$ 10.00	\$ -
3,147	4/4/2013 - 4/4/2013	\$ -	\$ 10.00	\$ -
3,148	4/4/2013 - 4/5/2013	\$ -	\$ 30.00	\$ -
3,149	4/4/2013 - 6/19/2013	\$ 41.40	\$ 36.75	\$ -
3,150	4/5/2013 - 4/19/2013	\$ -	\$ 133.00	\$ -

DollarMonster

Transactions by SolidTrustPay.com

		\$ 1,063,731.63	\$ 1,146,307.67	\$ 30,376.29
		Debit	Credit	Evans
Investor No.	Investors' Date Range	Amount	Amount	Amount
3,151	4/5/2013 - 4/21/2013	\$ -	\$ 334.35	\$ -
3,152	4/6/2013 - 4/6/2013	\$ -	\$ 10.00	\$ -
3,153	4/7/2013 - 4/7/2013	\$ -	\$ 10.00	\$ -
3,154	4/8/2013 - 4/8/2013	\$ -	\$ 10.00	\$ -
3,155	4/12/2013 - 7/31/2013	\$ -	\$ 62.70	\$ -
3,156	4/14/2013 - 4/20/2013	\$ -	\$ 14.00	\$ -
3,157	4/15/2013 - 4/15/2013	\$ -	\$ 8.00	\$ -
3,158	4/16/2013 - 4/16/2013	\$ -	\$ 18.00	\$ -
3,159	4/16/2013 - 4/16/2013	\$ -	\$ 10.00	\$ -
3,160	4/17/2013 - 4/17/2013	\$ -	\$ 10.00	\$ -
3,161	4/18/2013 - 4/18/2013	\$ -	\$ 24.75	\$ -
3,162	4/18/2013 - 4/18/2013	\$ -	\$ 15.00	\$ -
3,163	4/18/2013 - 4/18/2013	\$ -	\$ 10.00	\$ -
3,164	4/18/2013 - 7/20/2013	\$ 6.09	\$ 8.00	\$ -
3,165	4/18/2013 - 7/20/2013	\$ 6.09	\$ 8.00	\$ -
3,166	4/18/2013 - 7/20/2013	\$ 6.09	\$ 8.00	\$ -
3,167	4/18/2013 - 7/20/2013	\$ 6.09	\$ 8.00	\$ -
3,168	4/18/2013 - 7/20/2013	\$ 6.09	\$ 8.00	\$ -
3,169	4/19/2013 - 4/19/2013	\$ -	\$ 50.00	\$ -
3,170	4/19/2013 - 4/19/2013	\$ -	\$ 8.00	\$ -
3,171	4/19/2013 - 4/25/2013	\$ 12.00	\$ 37.00	\$ -
3,172	4/19/2013 - 7/20/2013	\$ 6.09	\$ 8.00	\$ -
3,173	4/20/2013 - 5/4/2013	\$ 6.44	\$ 13.00	\$ -
3,174	4/21/2013 - 4/21/2013	\$ -	\$ 30.00	\$ -
3,175	4/21/2013 - 4/22/2013	\$ 1.00	\$ 24.00	\$ -
3,176	4/22/2013 - 4/22/2013	\$ 1.00	\$ 15.00	\$ -
3,177	4/22/2013 - 4/25/2013	\$ -	\$ 80.00	\$ -
3,178	4/22/2013 - 6/29/2013	\$ 6.00	\$ 15.00	\$ -
3,179	4/22/2013 - 7/18/2013	\$ 6.00	\$ 25.00	\$ -
3,180	4/24/2013 - 7/22/2013	\$ 3.48	\$ 15.00	\$ -

DollarMonster

Transactions by SolidTrustPay.com

		\$ 1,063,731.63	\$ 1,146,307.67	\$ 30,376.29
		Debit	Credit	Evans
Investor No.	Investors' Date Range	Amount	Amount	Amount
3,181	4/25/2013 - 4/25/2013	\$ -	\$ 100.00	\$ -
3,182	4/25/2013 - 4/25/2013	\$ -	\$ 10.00	\$ -
3,183	4/26/2013 - 4/26/2013	\$ -	\$ 6.75	\$ -
3,184	4/29/2013 - 4/29/2013	\$ 1.00	\$ 25.00	\$ -
3,185	4/29/2013 - 4/29/2013	\$ -	\$ 52.00	\$ -
3,186	4/30/2013 - 3/1/2014	\$ 18.00	\$ 26.00	\$ -
3,187	5/2/2013 - 5/2/2013	\$ -	\$ 8.00	\$ -
3,188	5/2/2013 - 5/2/2013	\$ -	\$ 8.00	\$ -
3,189	5/2/2013 - 5/5/2013	\$ 18.72	\$ 51.00	\$ -
3,190	5/5/2013 - 5/5/2013	\$ -	\$ 8.00	\$ -
3,191	5/5/2013 - 5/5/2013	\$ -	\$ 50.00	\$ -
3,192	5/6/2013 - 5/6/2013	\$ -	\$ 20.00	\$ -
3,193	5/6/2013 - 5/6/2013	\$ -	\$ 10.00	\$ -
3,194	5/9/2013 - 7/25/2013	\$ 2,163.56	\$ 2,015.00	\$ -
3,195	5/10/2013 - 5/15/2013	\$ 37.24	\$ 46.92	\$ -
3,196	5/12/2013 - 5/15/2013	\$ 653.00	\$ 994.00	\$ -
3,197	5/12/2013 - 6/6/2013	\$ 89.00	\$ 180.00	\$ -
3,198	5/13/2013 - 5/16/2013	\$ 185.00	\$ 200.00	\$ -
3,199	5/13/2013 - 5/16/2013	\$ 32.60	\$ 60.00	\$ -
3,200	5/13/2013 - 5/21/2013	\$ 13.80	\$ 40.00	\$ -
3,201	5/14/2013 - 5/26/2013	\$ 13.80	\$ 60.00	\$ -
3,202	5/14/2013 - 7/24/2013	\$ 69.08	\$ 94.85	\$ -
3,203	5/14/2013 - 9/21/2013	\$ 58.58	\$ 382.50	\$ -
3,204	5/15/2013 - 5/15/2013	\$ -	\$ 226.75	\$ -
3,205	5/15/2013 - 5/15/2013	\$ -	\$ 175.00	\$ -
3,206	5/16/2013 - 5/16/2013	\$ -	\$ 98.00	\$ -
3,207	5/16/2013 - 5/16/2013	\$ -	\$ 30.00	\$ -
3,208	5/16/2013 - 5/16/2013	\$ -	\$ 23.00	\$ -
3,209	5/16/2013 - 7/30/2013	\$ -	\$ 72.00	\$ -
3,210	5/16/2013 - 9/13/2013	\$ 7.40	\$ 60.00	\$ -

DollarMonster

Transactions by SolidTrustPay.com

		\$ 1,063,731.63	\$ 1,146,307.67	\$ 30,376.29
		Debit	Credit	Evans
Investor No.	Investors' Date Range	Amount	Amount	Amount
3,211	5/17/2013 - 5/17/2013	\$ -	\$ 6.75	\$ -
3,212	5/17/2013 - 5/29/2013	\$ 16.68	\$ 11.00	\$ -
3,213	5/18/2013 - 5/18/2013	\$ -	\$ 100.00	\$ -
3,214	5/18/2013 - 5/29/2013	\$ 17.56	\$ 12.00	\$ -
3,215	5/18/2013 - 5/30/2013	\$ 25.08	\$ 45.40	\$ -
3,216	5/18/2013 - 5/31/2013	\$ 41.76	\$ 55.00	\$ -
3,217	5/18/2013 - 7/29/2013	\$ 18.62	\$ 11.50	\$ -
3,218	5/20/2013 - 5/20/2013	\$ -	\$ 6.75	\$ -
3,219	5/21/2013 - 5/21/2013	\$ -	\$ 221.00	\$ -
3,220	5/22/2013 - 10/1/2013	\$ 1,500.47	\$ 1,716.00	\$ -
3,221	5/23/2013 - 8/9/2013	\$ 347.20	\$ 296.75	\$ -
3,222	5/24/2013 - 10/1/2013	\$ -	\$ 135.00	\$ -
3,223	5/26/2013 - 6/2/2013	\$ 13.80	\$ 30.00	\$ -
3,224	5/26/2013 - 7/25/2013	\$ 6.00	\$ 25.00	\$ -
3,225	5/28/2013 - 5/28/2013	\$ -	\$ 28.00	\$ -
3,226	5/29/2013 - 5/29/2013	\$ -	\$ 35.00	\$ -
3,227	5/29/2013 - 5/29/2013	\$ -	\$ 92.00	\$ -
3,228	5/30/2013 - 5/30/2013	\$ -	\$ 39.00	\$ -
3,229	5/31/2013 - 5/31/2013	\$ 6.28	\$ -	\$ -
3,230	5/31/2013 - 5/31/2013	\$ 6.28	\$ -	\$ -
3,231	5/31/2013 - 5/31/2013	\$ -	\$ 70.00	\$ -
3,232	5/31/2013 - 7/22/2013	\$ 14.04	\$ 18.00	\$ -
3,233	5/31/2013 - 8/28/2013	\$ 6.28	\$ 4.00	\$ -
3,234	6/1/2013 - 6/1/2013	\$ 6.28	\$ -	\$ -
3,235	6/1/2013 - 6/4/2013	\$ 12.56	\$ -	\$ -
3,236	6/2/2013 - 6/4/2013	\$ 18.84	\$ -	\$ -
3,237	6/2/2013 - 6/4/2013	\$ 10.04	\$ 42.68	\$ -
3,238	6/4/2013 - 7/26/2013	\$ 94.05	\$ 150.00	\$ -
3,239	6/7/2013 - 6/24/2013	\$ 1.00	\$ 14.75	\$ -
3,240	6/9/2013 - 6/9/2013	\$ -	\$ 18.00	\$ -

DollarMonster

Transactions by SolidTrustPay.com

		\$ 1,063,731.63	\$ 1,146,307.67	\$ 30,376.29
		Debit	Credit	Evans
Investor No.	Investors' Date Range	Amount	Amount	Amount
3,241	6/14/2013 - 10/3/2013	\$ 520.26	\$ 688.75	\$ -
3,242	6/15/2013 - 7/16/2013	\$ 14.00	\$ 50.00	\$ -
3,243	6/16/2013 - 7/25/2013	\$ 14.00	\$ 48.41	\$ -
3,244	6/17/2013 - 9/12/2013	\$ 104.40	\$ 127.00	\$ -
3,245	6/19/2013 - 6/19/2013	\$ -	\$ 15.00	\$ -
3,246	6/28/2013 - 6/28/2013	\$ -	\$ 15.00	\$ -
3,247	6/28/2013 - 6/28/2013	\$ -	\$ 21.82	\$ -
3,248	6/28/2013 - 6/28/2013	\$ -	\$ 6.75	\$ -
3,249	6/28/2013 - 10/12/2013	\$ 273.94	\$ 311.90	\$ -
3,250	6/29/2013 - 6/29/2013	\$ 4.00	\$ -	\$ -
3,251	6/29/2013 - 6/29/2013	\$ 4.00	\$ -	\$ -
3,252	6/29/2013 - 7/29/2013	\$ 11.90	\$ 10.30	\$ -
3,253	6/29/2013 - 8/1/2013	\$ 19.28	\$ 51.00	\$ -
3,254	6/29/2013 - 11/19/2013	\$ 85.14	\$ -	\$ -
3,255	6/29/2013 - 11/29/2013	\$ 2.27	\$ 12.60	\$ -
3,256	6/29/2013 - 11/29/2013	\$ 1.76	\$ 10.90	\$ -
3,257	6/30/2013 - 6/30/2013	\$ 4.90	\$ -	\$ -
3,258	6/30/2013 - 7/22/2013	\$ -	\$ 44.00	\$ -
3,259	7/2/2013 - 7/24/2013	\$ 15.00	\$ 14.00	\$ -
3,260	7/3/2013 - 7/3/2013	\$ -	\$ 8.00	\$ -
3,261	7/4/2013 - 7/22/2013	\$ 8.00	\$ 8.00	\$ -
3,262	7/7/2013 - 7/7/2013	\$ -	\$ 22.75	\$ -
3,263	7/9/2013 - 7/9/2013	\$ 4.00	\$ -	\$ -
3,264	7/9/2013 - 7/9/2013	\$ 4.00	\$ -	\$ -
3,265	7/10/2013 - 7/10/2013	\$ -	\$ 25.00	\$ -
3,266	7/17/2013 - 7/17/2013	\$ -	\$ 10.20	\$ -
3,267	7/18/2013 - 11/22/2013	\$ 66.84	\$ -	\$ -
3,268	7/22/2013 - 7/22/2013	\$ 4.00	\$ -	\$ -
3,269	7/22/2013 - 7/22/2013	\$ 4.00	\$ -	\$ -
3,270	7/22/2013 - 9/20/2013	\$ 10.93	\$ 26.50	\$ -

DollarMonster

Transactions by SolidTrustPay.com

		\$ 1,063,731.63	\$ 1,146,307.67	\$ 30,376.29
		Debit	Credit	Evans
Investor No.	Investors' Date Range	Amount	Amount	Amount
3,271	7/23/2013 - 7/23/2013	\$ 4.90	\$ -	\$ -
3,272	7/23/2013 - 7/23/2013	\$ -	\$ 10.00	\$ -
3,273	7/23/2013 - 7/23/2013	\$ -	\$ 8.00	\$ -
3,274	7/24/2013 - 7/24/2013	\$ -	\$ 12.00	\$ -
3,275	7/24/2013 - 2/28/2014	\$ 10.00	\$ 15.00	\$ -
3,276	7/27/2013 - 10/12/2013	\$ 32.60	\$ 92.00	\$ -
3,277	7/29/2013 - 7/29/2013	\$ -	\$ 300.00	\$ -
3,278	7/29/2013 - 7/29/2013	\$ -	\$ 10.92	\$ -
3,279	7/29/2013 - 10/2/2013	\$ 355.25	\$ 864.00	\$ -
3,280	7/30/2013 - 7/30/2013	\$ -	\$ 10.00	\$ -
3,281	7/30/2013 - 7/30/2013	\$ -	\$ 20.00	\$ -
3,282	7/31/2013 - 7/31/2013	\$ -	\$ 26.00	\$ -
3,283	7/31/2013 - 7/31/2013	\$ -	\$ 43.10	\$ -
3,284	7/31/2013 - 7/31/2013	\$ -	\$ 10.00	\$ -
3,285	7/31/2013 - 7/31/2013	\$ -	\$ 9.00	\$ -
3,286	7/31/2013 - 7/31/2013	\$ -	\$ 8.00	\$ -
3,287	8/1/2013 - 8/1/2013	\$ 50.00	\$ -	\$ -
3,288	8/1/2013 - 8/1/2013	\$ -	\$ 11.20	\$ -
3,289	8/1/2013 - 11/29/2013	\$ 1.72	\$ 19.50	\$ -
3,290	8/2/2013 - 8/14/2013	\$ -	\$ 135.00	\$ -
3,291	8/4/2013 - 8/4/2013	\$ -	\$ 11.17	\$ -
3,292	8/4/2013 - 8/4/2013	\$ -	\$ 8.00	\$ -
3,293	8/5/2013 - 8/5/2013	\$ -	\$ 10.00	\$ -
3,294	8/5/2013 - 8/5/2013	\$ -	\$ 25.00	\$ -
3,295	8/5/2013 - 8/5/2013	\$ -	\$ 6.75	\$ -
3,296	8/5/2013 - 10/18/2013	\$ 4.09	\$ 13.00	\$ -
3,297	8/6/2013 - 8/6/2013	\$ -	\$ 8.00	\$ -
3,298	8/6/2013 - 2/28/2014	\$ 166.04	\$ 124.26	\$ -
3,299	8/7/2013 - 8/7/2013	\$ -	\$ 25.00	\$ -
3,300	8/7/2013 - 1/3/2014	\$ -	\$ 117.40	\$ -

DollarMonster

Transactions by SolidTrustPay.com

		\$ 1,063,731.63	\$ 1,146,307.67	\$ 30,376.29
		Debit	Credit	Evans
Investor No.	Investors' Date Range	Amount	Amount	Amount
3,301	8/8/2013 - 8/8/2013	\$ -	\$ 50.00	\$ -
3,302	8/8/2013 - 8/8/2013	\$ -	\$ 10.00	\$ -
3,303	8/9/2013 - 8/9/2013	\$ -	\$ 10.00	\$ -
3,304	8/12/2013 - 8/27/2013	\$ -	\$ 28.00	\$ -
3,305	8/13/2013 - 8/13/2013	\$ -	\$ 18.90	\$ -
3,306	8/14/2013 - 8/14/2013	\$ -	\$ 12.00	\$ -
3,307	8/14/2013 - 8/14/2013	\$ -	\$ 8.00	\$ -
3,308	8/14/2013 - 8/14/2013	\$ -	\$ 8.00	\$ -
3,309	8/14/2013 - 8/14/2013	\$ -	\$ 43.00	\$ -
3,310	8/18/2013 - 8/18/2013	\$ -	\$ 8.00	\$ -
3,311	8/21/2013 - 8/21/2013	\$ -	\$ 48.00	\$ -
3,312	8/21/2013 - 8/21/2013	\$ -	\$ 8.00	\$ -
3,313	8/23/2013 - 8/23/2013	\$ 11.00	\$ -	\$ -
3,314	8/23/2013 - 8/23/2013	\$ 10.16	\$ -	\$ -
3,315	8/23/2013 - 8/23/2013	\$ 8.18	\$ -	\$ -
3,316	8/23/2013 - 8/23/2013	\$ 8.18	\$ -	\$ -
3,317	8/23/2013 - 8/23/2013	\$ 8.16	\$ -	\$ -
3,318	8/26/2013 - 8/26/2013	\$ 4.65	\$ -	\$ -
3,319	8/26/2013 - 8/26/2013	\$ -	\$ 8.00	\$ -
3,320	8/26/2013 - 8/27/2013	\$ 4.65	\$ 8.00	\$ -
3,321	8/26/2013 - 8/29/2013	\$ 4.65	\$ 4.00	\$ -
3,322	8/26/2013 - 9/10/2013	\$ 4.65	\$ 72.00	\$ -
3,323	8/26/2013 - 9/11/2013	\$ 574.50	\$ 648.00	\$ -
3,324	8/26/2013 - 9/11/2013	\$ 4.65	\$ 72.00	\$ -
3,325	8/26/2013 - 9/13/2013	\$ 103.41	\$ 64.00	\$ -
3,326	8/26/2013 - 9/21/2013	\$ 4.65	\$ 12.00	\$ -
3,327	8/26/2013 - 9/22/2013	\$ 4.65	\$ 140.00	\$ -
3,328	8/26/2013 - 10/12/2013	\$ 261.45	\$ 648.00	\$ -
3,329	8/26/2013 - 10/28/2013	\$ 96.04	\$ 122.20	\$ -
3,330	8/27/2013 - 8/27/2013	\$ -	\$ 4.00	\$ -

DollarMonster

Transactions by SolidTrustPay.com

\$ 1,063,731.63 \$ 1,146,307.67 \$ 30,376.29

Investor No.	Investors' Date Range	Debit	Credit	Evans
		Amount	Amount	Amount
3,331	8/28/2013 - 8/28/2013	\$ -	\$ 4.00	\$ -
3,332	8/28/2013 - 8/28/2013	\$ -	\$ 4.00	\$ -
3,333	8/28/2013 - 8/29/2013	\$ -	\$ 20.00	\$ -
3,334	8/29/2013 - 9/12/2013	\$ 2,107.12	\$ 2,152.00	\$ -
3,335	8/30/2013 - 8/30/2013	\$ -	\$ 4.00	\$ -
3,336	9/1/2013 - 9/12/2013	\$ -	\$ 39.00	\$ -
3,337	9/3/2013 - 9/3/2013	\$ -	\$ 6.75	\$ -
3,338	9/4/2013 - 9/4/2013	\$ -	\$ 6.75	\$ -
3,339	9/8/2013 - 9/18/2013	\$ 752.05	\$ 631.28	\$ -
3,340	9/11/2013 - 9/11/2013	\$ -	\$ 4.00	\$ -
3,341	9/11/2013 - 10/7/2013	\$ 124.88	\$ 226.00	\$ -
3,342	9/12/2013 - 9/15/2013	\$ 178.00	\$ 250.00	\$ -
3,343	9/12/2013 - 9/18/2013	\$ 16.30	\$ 31.50	\$ -
3,344	9/12/2013 - 9/18/2013	\$ 13.80	\$ 24.30	\$ -
3,345	9/12/2013 - 9/22/2013	\$ 336.20	\$ 293.98	\$ -
3,346	9/12/2013 - 10/28/2013	\$ 149.54	\$ 176.00	\$ -
3,347	9/12/2013 - 11/1/2013	\$ 792.22	\$ 449.00	\$ -
3,348	9/13/2013 - 9/21/2013	\$ 56.80	\$ 47.00	\$ -
3,349	9/14/2013 - 9/14/2013	\$ -	\$ 10.00	\$ -
3,350	9/14/2013 - 9/14/2013	\$ -	\$ 9.45	\$ -
3,351	9/14/2013 - 9/14/2013	\$ -	\$ 12.00	\$ -
3,352	9/14/2013 - 9/18/2013	\$ 356.00	\$ 200.00	\$ -
3,353	9/14/2013 - 9/20/2013	\$ 89.00	\$ 50.00	\$ -
3,354	9/14/2013 - 9/26/2013	\$ 14.80	\$ 55.00	\$ -
3,355	9/14/2013 - 10/1/2013	\$ 362.00	\$ 450.00	\$ -
3,356	9/15/2013 - 9/15/2013	\$ 2.00	\$ -	\$ -
3,357	9/15/2013 - 9/15/2013	\$ 1.00	\$ 50.00	\$ -
3,358	9/15/2013 - 9/15/2013	\$ -	\$ 100.00	\$ -
3,359	9/15/2013 - 9/15/2013	\$ -	\$ 25.00	\$ -
3,360	9/15/2013 - 9/15/2013	\$ -	\$ 50.00	\$ -

DollarMonster

Transactions by SolidTrustPay.com

		\$ 1,063,731.63	\$ 1,146,307.67	\$ 30,376.29
		Debit	Credit	Evans
Investor No.	Investors' Date Range	Amount	Amount	Amount
3,361	9/15/2013 - 9/15/2013	\$ -	\$ 14.00	\$ -
3,362	9/15/2013 - 9/15/2013	\$ -	\$ 24.41	\$ -
3,363	9/15/2013 - 9/18/2013	\$ 1.00	\$ 20.00	\$ -
3,364	9/16/2013 - 9/16/2013	\$ -	\$ 20.00	\$ -
3,365	9/16/2013 - 10/28/2013	\$ 15.75	\$ 65.00	\$ -
3,366	9/17/2013 - 9/17/2013	\$ -	\$ 45.00	\$ -
3,367	9/17/2013 - 9/17/2013	\$ -	\$ 10.00	\$ -
3,368	9/17/2013 - 9/17/2013	\$ -	\$ 14.00	\$ -
3,369	9/17/2013 - 9/18/2013	\$ 1.00	\$ 35.00	\$ -
3,370	9/17/2013 - 11/3/2013	\$ 58.00	\$ 650.00	\$ -
3,371	9/17/2013 - 1/2/2014	\$ -	\$ 0.43	\$ -
3,372	9/18/2013 - 9/18/2013	\$ 1.00	\$ 12.00	\$ -
3,373	9/18/2013 - 9/18/2013	\$ 1.00	\$ 24.00	\$ -
3,374	9/18/2013 - 9/18/2013	\$ -	\$ 8.00	\$ -
3,375	9/18/2013 - 9/18/2013	\$ -	\$ 30.00	\$ -
3,376	9/18/2013 - 9/18/2013	\$ -	\$ 24.00	\$ -
3,377	9/18/2013 - 9/18/2013	\$ -	\$ 50.00	\$ -
3,378	9/19/2013 - 9/19/2013	\$ -	\$ 100.00	\$ -
3,379	9/19/2013 - 9/19/2013	\$ -	\$ 9.00	\$ -
3,380	9/19/2013 - 9/19/2013	\$ -	\$ 50.00	\$ -
3,381	9/19/2013 - 9/19/2013	\$ -	\$ 16.00	\$ -
3,382	9/19/2013 - 9/19/2013	\$ -	\$ 8.00	\$ -
3,383	9/19/2013 - 9/19/2013	\$ -	\$ 18.00	\$ -
3,384	9/19/2013 - 9/19/2013	\$ -	\$ 10.00	\$ -
3,385	9/19/2013 - 9/19/2013	\$ -	\$ 23.00	\$ -
3,386	9/20/2013 - 9/20/2013	\$ -	\$ 14.00	\$ -
3,387	9/20/2013 - 9/20/2013	\$ -	\$ 15.00	\$ -
3,388	9/20/2013 - 9/20/2013	\$ -	\$ 39.00	\$ -
3,389	9/20/2013 - 9/21/2013	\$ 2.00	\$ 30.00	\$ -
3,390	9/20/2013 - 12/7/2013	\$ 42.10	\$ 65.00	\$ -

DollarMonster

Transactions by SolidTrustPay.com

		\$ 1,063,731.63	\$ 1,146,307.67	\$ 30,376.29
		Debit	Credit	Evans
Investor No.	Investors' Date Range	Amount	Amount	Amount
3,391	9/21/2013 - 9/21/2013	\$ -	\$ 8.00	\$ -
3,392	9/21/2013 - 9/21/2013	\$ -	\$ 18.00	\$ -
3,393	9/21/2013 - 9/21/2013	\$ -	\$ 50.00	\$ -
3,394	9/21/2013 - 9/26/2013	\$ 1.00	\$ 115.00	\$ -
3,395	9/21/2013 - 12/7/2013	\$ 1.00	\$ 188.52	\$ -
3,396	9/22/2013 - 9/22/2013	\$ -	\$ 24.00	\$ -
3,397	9/23/2013 - 9/23/2013	\$ 1.00	\$ -	\$ -
3,398	9/23/2013 - 9/23/2013	\$ -	\$ 50.00	\$ -
3,399	9/23/2013 - 9/23/2013	\$ -	\$ 12.00	\$ -
3,400	9/23/2013 - 9/23/2013	\$ -	\$ 8.00	\$ -
3,401	9/23/2013 - 9/23/2013	\$ -	\$ 28.00	\$ -
3,402	9/23/2013 - 2/28/2014	\$ 11.00	\$ 5.00	\$ -
3,403	9/24/2013 - 9/24/2013	\$ 1.00	\$ -	\$ -
3,404	9/24/2013 - 9/24/2013	\$ -	\$ 15.00	\$ -
3,405	9/24/2013 - 9/24/2013	\$ -	\$ 6.75	\$ -
3,406	9/24/2013 - 10/24/2013	\$ -	\$ 100.00	\$ -
3,407	9/26/2013 - 9/26/2013	\$ -	\$ 20.00	\$ -
3,408	9/26/2013 - 9/26/2013	\$ -	\$ 16.00	\$ -
3,409	9/26/2013 - 9/26/2013	\$ -	\$ 22.00	\$ -
3,410	9/26/2013 - 9/26/2013	\$ -	\$ 11.00	\$ -
3,411	9/27/2013 - 10/3/2013	\$ 4.00	\$ 50.00	\$ -
3,412	9/27/2013 - 10/4/2013	\$ 441.24	\$ 643.00	\$ -
3,413	10/1/2013 - 10/1/2013	\$ -	\$ 50.00	\$ -
3,414	10/1/2013 - 11/28/2013	\$ -	\$ 141.00	\$ -
3,415	10/2/2013 - 10/2/2013	\$ -	\$ 50.00	\$ -
3,416	10/2/2013 - 10/2/2013	\$ -	\$ 8.00	\$ -
3,417	10/2/2013 - 10/2/2013	\$ -	\$ 20.00	\$ -
3,418	10/3/2013 - 10/3/2013	\$ 89.00	\$ 140.00	\$ -
3,419	10/3/2013 - 10/3/2013	\$ 13.80	\$ 110.00	\$ -
3,420	10/3/2013 - 10/10/2013	\$ 47.50	\$ 66.83	\$ -

DollarMonster

Transactions by SolidTrustPay.com

		\$ 1,063,731.63	\$ 1,146,307.67	\$ 30,376.29
Investor No.	Investors' Date Range	Debit	Credit	Evans
		Amount	Amount	Amount
3,421	10/4/2013 - 10/4/2013	\$ -	\$ 4.00	\$ -
3,422	10/6/2013 - 10/6/2013	\$ -	\$ 50.00	\$ -
3,423	10/7/2013 - 10/7/2013	\$ -	\$ 16.00	\$ -
3,424	10/7/2013 - 10/7/2013	\$ -	\$ 30.00	\$ -
3,425	10/14/2013 - 10/14/2013	\$ 1.50	\$ -	\$ -
3,426	10/14/2013 - 10/14/2013	\$ -	\$ 26.00	\$ -
3,427	10/16/2013 - 10/21/2013	\$ -	\$ 68.00	\$ -
3,428	10/18/2013 - 10/18/2013	\$ 2.42	\$ -	\$ -
3,429	10/18/2013 - 11/22/2013	\$ 8.00	\$ 100.00	\$ -
3,430	10/18/2013 - 1/29/2014	\$ 6.16	\$ -	\$ -
3,431	10/21/2013 - 10/23/2013	\$ -	\$ 21.00	\$ -
3,432	10/22/2013 - 10/22/2013	\$ -	\$ 17.00	\$ -
3,433	11/1/2013 - 11/1/2013	\$ -	\$ 90.00	\$ -
3,434	11/1/2013 - 11/1/2013	\$ -	\$ 13.00	\$ -
3,435	11/3/2013 - 11/3/2013	\$ -	\$ 13.00	\$ -
3,436	11/14/2013 - 11/14/2013	\$ -	\$ 10.00	\$ -
3,437	11/28/2013 - 11/28/2013	\$ -	\$ 143.08	\$ -
3,438	12/3/2013 - 12/29/2013	\$ -	\$ 125.00	\$ -
3,439	1/16/2014 - 1/16/2014	\$ 1.00	\$ -	\$ -
3,440	1/29/2014 - 1/29/2014	\$ -	\$ 10.00	\$ -
3,441	2/16/2014 - 2/16/2014	\$ -	\$ 10.00	\$ -
3,442	2/16/2014 - 2/28/2014	\$ 20.50	\$ 9.26	\$ -
3,443	2/17/2014 - 2/17/2014	\$ -	\$ 6.00	\$ -
3,444	3/22/2014 - 3/26/2014	\$ -	\$ 30.64	\$ -

McNamara's Declaration

EXHIBIT

16



RBC Bank™

JAMES EVANS JR
LITHIA SPRINGS GA

BANK USE
00000
T MR
D=0002
C=0004
2/19/12

ACCT# - 419-8

January 20, 2012 - February 19, 2012

Page 1 of 3

For account inquiries, please call 1-877-RBC BANK (722-2265) or log into Online Banking at www.rbcbank.com

Checking Summary

Free Checking	#	
Beginning Balance	\$	282.85
Additions	+	1,316.06
Reductions	-	1,374.72
Ending Balance	\$	224.19

31 Days in Cycle

Checking Detail

Deposits	Amount
1/23 Deposit	605.00
2/07 SOLID TRUST PAY	342.35
2/16 SOLID TRUST PAY	225.95
2/16 SOLID TRUST PAY	142.76

Checks

Number	Reference	Amount	Date	Number	Reference	Amount	Date
1002		602.00	1/25	1004		70.00	2/07

* Indicates one or more missing checks

RBC Bank 24 Hour Banking and STAR Withdrawals				Amount
1/20	Cash Withdrawal	Card# ***7796		19.45
	(LITHIA SPRINGS LITHIA SPRI3984 BANLITHIA SPRING GA , 1/20,3:36 pm)			
1/20	Cash Withdrawal	Card# ***7796		7.68
	(LITHIA SPRINGS LITHIA SPRI3984 BANLITHIA SPRING GA , 1/20,10:37am)			
1/23	Cash Withdrawal	Card# ***7796		45.00
	(MetroPCS Inc MetroPCS Inc/BillMaRichardson TX ; 1/22,11:58am)			
1/23	STAR Withdrawal	Card# ***7796		41.95
	(LITHIA SPRING TE3984 BANK HEAD HWY LITHIA SPRING GA , 1/21,1:34 pm)			
1/23	STAR Withdrawal	Card# ***7796		41.95
	(LITHIA SPRING TE3984 BANK HEAD HWY LITHIA SPRING GA , 1/23,11:57am)			

Free Checking Account Statement

For 24-hour information, sign on to PNC Bank Online Banking on pnc.com.

For the period 03/20/2012 to 04/18/2012
 JAMES EVANS JR
 Primary account number: [REDACTED]-6778
 Page 2 of 5

Account number: [REDACTED]-6778 - continued.

Balance Summary

Beginning balance	752.26	Deposits and other additions	4,300.43	Checks and other deductions	3,528.81	Ending balance	1,523.88
				Average monthly balance	468.47	Charges and fees	32.50

Transaction Summary

Checks paid/withdrawals	3	Check Card POS signed transactions	14	Check Card/Bankcard POS PIN transactions	51
Total ATM transactions	16	PNC Bank ATM transactions	3	Other Bank ATM transactions	13

Activity Detail

Deposits and Other Additions

Date	Amount	Description
03/22	483.00	Direct Deposit - XXXXXX1777 Solid Trust Pay XXXXX7664
03/29	127.98	Direct Deposit - XXXXXX1777 Solid Trust Pay XXXXX0714
04/03	80.45	Direct Deposit - XXXXXX1777 Solid Trust Pay XXXXX8373
04/04	80.45	Direct Deposit - XXXXXX1777 Solid Trust Pay XXXXX5142
04/05	82.63	Direct Deposit - XXXXXX1777 Solid Trust Pay XXXXX0561
04/06	473.21	Direct Deposit - XXXXXX1777 Solid Trust Pay XXXXX5941
04/10	667.30	Direct Deposit - XXXXXX1777 Solid Trust Pay XXXXX4017
04/11	463.60	Direct Deposit - XXXXXX1777 Solid Trust Pay XXXXX6060
04/13	386.00	Direct Deposit - XXXXXX1777 Solid Trust Pay XXXXX8532
04/16	468.35	Direct Deposit - XXXXXX1777 Solid Trust Pay XXXXX8298
04/16	4.00	Check Card Credit Paypal *Mike4Record [REDACTED] Ca
04/17	306.46	Direct Deposit - XXXXXX1777 Solid Trust Pay
04/18	677.00	Direct Deposit - XXXXXX1777 Solid Trust Pay

There were 13 Deposits and Other Additions totaling \$4,300.43

Checks and Substitute Checks

Check number	Amount	Date paid	Reference number	Check number	Amount	Date paid	Reference number
503 T	520.00	03/26	[REDACTED]	505 *	85.00	04/13	084090847

* Gap in check sequence

"T" Teller Cashied Check

There were 2 checks listed totaling \$605.00

McNamara's Declaration

EXHIBIT

17

Free Checking Account Statement

For 24-hour information, sign on to PNC Bank Online Banking on pnc.com.

Account number: [REDACTED]-6778 - continued

For the period 03/03/2012 to 03/19/2012
 JAMES EVANS JR
 Primary account number: [REDACTED]-6778
 Page 2 of 2

Activity Detail

Deposits and Other Additions

Date	Amount	Description
03/19	798.25	Direct Deposit - XXXXXX1777 Solid Trust Pay XXXXX4439

There was 1 Deposit or Other Addition totaling \$798.25

Banking/Check Card Withdrawals and Purchases

Date	Amount	Description
03/05	41.95	ATM Withdrawal 3984 Bank Head Hwy Lithia Sprin Ga
03/05	15.48	POS Purchase Lithia Springs Lithia Sprin Ga
03/05	13.38	POS Purchase Family Dollar Lithia-Sprin Ga
03/05	11.44	POS Purchase Mami's Food Ma Lithia Ga
03/05	9.95	8470 Check Card Purchase Dis*Pirates Online
03/05	8.74	POS Purchase CVS 00154 0015 Douglasville Ga
03/05	7.68	POS Purchase Lithia Springs Lithia Sprin Ga
03/05	5.00	POS Purchase Lithia Springs Lithia Sprin Ga
03/05	4.64	POS Purchase Family Dollar Lithia Sprin Ga
03/05	3.84	POS Purchase Lithia Springs Lithia Sprin Ga
03/05	2.50	ATM Withdrawal Fee
03/06	9.19	8470 Check Card Purchase Dairy Queen #10686
03/07	41.95	ATM Withdrawal 3984 Bank Head Hwy Lithia Sprin Ga
03/07	7.53	POS Purchase Lithia Springs Lithia Sprin Ga
03/07	2.50	ATM Withdrawal Fee
03/19	41.95	ATM Withdrawal 3984 Bank Head Hwy Lithia Sprin Ga
03/19	2.50	ATM Withdrawal Fee

There were 3 Banking Machine withdrawals totaling \$125.85

There were 9 Check Card/Bank card PIN POS purchases totaling \$77.73

There were 5 other Banking Machine/Check Card deductions totaling \$26.64

Daily Balance Detail

Date	Balance	Date	Balance	Date	Balance
03/03	184.23	03/06	50.44	03/19	752.26
03/05	59.63	03/07	1.54		

Taking Retirement One Step at a Time. Little changes to spending, saving and earning can have an impact on your retirement plan. Let's make a plan together. Visit us for your free retirement review.

Free Checking Account Statement

For 24-hour information, sign on to PNC Bank Online Banking on pnc.com.

Account number: [REDACTED]-6778 - continued

For the period 04/19/2012 to 05/07/2012
 JAMES EVANS JR
 Primary account number: [REDACTED]-6778
 Page 2 of 4

Activity Detail

Deposits and Other Additions

Date	Amount	Description
04/20	386.00	Direct Deposit - XXXXXX1777 Solid Trust Pay
04/24	968.00	Direct Deposit - XXXXXX1777 Solid Trust Pay
05/01	386.00	Direct Deposit - XXXXXX1777 Solid Trust Pay
05/11	398.00	Direct Deposit - XXXXXX1777 Solid Trust Pay

There were 4 Deposits and Other Additions totaling \$2,138.00

Checks and Substitute Checks

Check number	Amount	Date paid	Reference number	Check number	Amount	Date paid	Reference number
506	88.61	04/23	085083074	507	193.64	05/07	086749721

* Gap in check sequence

There were 2 checks listed totaling \$282.25

Banking/Check Card Withdrawals and Purchases

Date	Amount	Description
04/19	79.21	POS Purchase Kroger Douglasville Ga
04/19	41.95	ATM Withdrawal 3984 Bank Head Hwy Lithia Sprin Ga
04/19	35.04	8470 Check Card Purchase Folks Inc 12
04/19	10.69	POS Purchase Mam's Food Ma Lithia Ga
04/19	2.50	ATM Withdrawal Fee
04/20	8.99	8470 Check Card Purchase Godaddy.Com 480-50588
04/23	46.00	N0423 8470 Payment Metropes Inc Richardson Tx
04/23	458.38	POS Purchase Best Buy #519 Douglasville Ga
04/23	120.02	POS Purchase Petsmart Inc 2 Austell Ga
04/23	8.53	POS Purchase Lithia Springs Lithia Sprin Ga
04/23	7.11	POS Purchase Target T1164 T Austell Ga
04/23	3.84	POS Purchase Lithia Springs Lithia Sprin Ga
04/23	3.84	POS Purchase Lithia Springs Lithia Sprin Ga
04/24	143.00	ATM Withdrawal 3491 Skyview Dr Lithia Ga
04/24	16.02	POS Purchase Advance Stores Lithia Sprin Ga
04/24	9.95	8470 Check Card Purchase Dis*Pirates Online
04/24	3.84	POS Purchase Lithia Springs Lithia Sprin Ga
04/24	2.50	ATM Withdrawal Fee
04/25	210.00	8470 Check Card Purchase Cse 56 Marietta
04/25	100.00	8470 Check Card Purchase Fantasyland Records
04/25	30.00	POS Purchase Racetrac 140 Mableton Ga
04/25	20.00	8470 Check Card Purchase Cse 56 Marietta
04/25	11.77	POS Purchase Lithia Springs Lithia Sprin Ga
04/25	3.84	POS Purchase Shell Service Lithia Sprin Ga
04/26	32.14	8470 Check Card Purchase Olde Towne Tavern & Gr
04/26	14.53	POS Purchase Lithia Springs Lithia Sprin Ga
04/26	10.36	POS Purchase Kroger Douglasville Ga
04/26	4.49	8470 Check Card Purchase Drugstore.Com
04/27	101.95	ATM Withdrawal 3984 Bank Head Hwy Lithia Sprin Ga
04/27	41.95	ATM Withdrawal 3984 Bank Head Hwy Lithia Sprin Ga
04/27	3.84	POS Purchase Lithia Springs Lithia Sprin Ga
04/27	2.50	ATM Withdrawal Fee
04/27	2.50	ATM Withdrawal Fee
04/30	41.95	ATM Withdrawal 3984 Bank Head Hwy Lithia Sprin Ga
04/30	40.00	ATM Withdrawal 2913 Veterans Memo Austell Ga

There were 15 Banking Machine withdrawals totaling \$1,002.60

There were 43 Check Card/Bank card PIN POS purchases totaling \$1,309.90

There were 29 other Banking Machine/Check Card deductions totaling \$998.11

Banking/Check Card Withdrawals and Purchases continued on next page

McNamara's Declaration

EXHIBIT

18

Domain Information for Shopper ID 23666908

Shopper ID: 23666908
Domain Name: THEINVESTORSEXCHANGE.COM
Registrar:
Registration Period: 1
Create Date: 4/10/2014 2:56:34 PM
Expiration Date: 4/10/2015 2:56:34 PM
Update Date: 4/10/2014 2:56:34 PM
Transfer Away Eligibility Date:
Status: 0 Active
Is Certified Domain: False
Gaining Registrar Name:
Transferred Away Date:
Last Modified: 4/10/2014 12:56:18 PM
Custom DNS: Yes
Name Servers: ns19.domaincontrol.com
ns20.domaincontrol.com
Auto Renew: Yes
Renew Period: 0

Registrant Contact

Name: Registration Private
Company: Domains By Proxy, LLC
Email: DBP@domainsbyproxy.com
Address 1: DomainsByProxy.com
Address 2: 14747 N Northsight Blvd Suite 111, PMB 309
City: Scottsdale
State/Province: Arizona
Postal Code: 85260
Country: United States
Phone: +1.4806242599
Fax: +1.4806242598
Modify Time: 4/10/2014 12:55:54 PM

Technical Contact

Name: Registration Private
Company: Domains By Proxy, LLC
Email: DBP@domainsbyproxy.com
Address 1: DomainsByProxy.com
Address 2: 14747 N Northsight Blvd Suite 111, PMB 309
City: Scottsdale
State/Province: Arizona
Postal Code: 85260
Country: United States
Phone: +1.4806242599
Fax: +1.4806242598
Modify Time: 4/10/2014 12:55:54 PM

Administrative Contact

Name: Registration Private
Company: Domains By Proxy, LLC
Email: DBP@domainsbyproxy.com
Address 1: DomainsByProxy.com
Address 2: 14747 N Northsight Blvd Suite 111, PMB 309
City: Scottsdale
State/Province: Arizona
Postal Code: 85260
Country: United States
Phone: +1.4806242599
Fax: +1.4806242598
Modify Time: 4/10/2014 12:55:54 PM

Billing Contact

Name: Registration Private
Company: Domains By Proxy, LLC
Email: DBP@domainsbyproxy.com
Address 1: DomainsByProxy.com
Address 2: 14747 N Northsight Blvd Suite 111, PMB 309
City: Scottsdale
State/Province: Arizona
Postal Code: 85260
Country: United States
Phone: +1.4806242599
Fax: +1.4806242598
Modify Time: 4/10/2014 12:55:54 PM

McNamara's Declaration

EXHIBIT

19

Web Hosting for Shopper ID 23666908
theinvestorsexchange.com: 1e5ee56c-c0ea-11e3-b61a-14feb5d40b65

Account Name: theinvestorsexchange.com
Product Type Name: Diablo
Product Name: Hosting - Web - Ultimate - Linux cPanel - US Region - 1 years (recurring)
ExternalResourceId: 1e5ee56c-c0ea-11e3-b61a-14feb5d40b65
Billing Date: 4/10/2015 12:00:00 AM
Last Renewal Date: 4/10/2015 12:00:00 AM

Category: PLAN FEATURES

Datcenter Region US
Dedicated IP Allowed 1
DiskSpace GB -1
Max Addon Domains -1
Max Email Addresses -1
Max Ftp Users -1
Max MySQL Databases -1
Monthly Bandwidth GB -1
PF_ID 32082
Plan Tier 30
Resource Level 2
Assisted Subscription 0

Category: USERACCOUNT

Username evan19935

Category: DOMAIN

Main Domain theinvestorsexchange.com

Website Protection for Shopper ID 23666908
theinvestorsexchange.com: 1e5ee56c-c0ea-11e3-b61a-14feb5d40b65

Account Name: theinvestorsexchange.com
Product Type Name: Diablo
Product Name: Hosting - Web - Ultimate - Linux cPanel - US Region - 1 years (recurring)
ExternalResourceId: 1e5ee56c-c0ea-11e3-b61a-14feb5d40b65
Billing Date: 4/10/2015 12:00:00 AM
Last Renewal Date: 4/10/2015 12:00:00 AM

Category: PLAN FEATURES

Datcenter Region US
Dedicated IP Allowed 1
Diskspace GB -1
Max Addon Domains -1
Max Email Addresses -1
Max Ftp Users -1
Max MySQL Databases -1
Monthly Bandwidth GB -1
PF_ID 32082
Plan Tier 30
Resource Level 2
Assisted Subscription 0

Category: USERACCOUNT

Username evan19935

Category: DOMAIN

Main Domain theinvestorsexchange.com

Website Protection for Shopper ID 23666908
1/1/2006 to 10/21/2014

No Website Protection account information is available.

McNamara's Declaration

EXHIBIT

20

Legal Receipt for Shopper ID 23666908

Shopper ID: 23666908
 Receipt ID: 678462476
 Reseller: GoDaddy
 Date: 4/10/2014 12:55:52 PM By customer via Online
 Source Code: ???

Shipping Information

Tiffany Burnst

Lithia Springs, GA

Daytime Phone: +

admin@cashflowbot.com

Billing Information

Tiffany Burnst

Lithia Springs, GA

Daytime Phone: +

admin@cashflowbot.com

IP:

Transaction Occurred as: United States Dollar (USD)

Payment 1: \$139.93

Paid: Credit Card

Name: James Evans

Creditcard Number: #####1663

Creditcard Information: MasterCard Exp. 7/2015

Row	Label	Name	Unit Price	Today's Price	Qty	Extra Disc	Total Price
0	101-1	.COM Domain Name Registration - 1 Year (recurring) Length: 1 year(s) theinvestorsexchange.com This a service item.	\$14.99	\$12.99	1	\$12.99	\$0.18
1	31805-1	Email Essentials - 1 year Length: 1 year(s) This a service item.	\$47.88	\$47.88	1	\$0.00	\$47.88
2	32082-1	Hosting - Web - Ultimate - Linux cPanel - US Region - 1 years (recurring) Length: 1 year(s) This a service item.	\$179.88	\$83.88	1	\$0.00	\$83.88
3	3604-1	Standard SSL (1 Year) (annual) Length: 1 year(s) This a service item.	\$49.99	\$0.00	1	\$0.00	\$0.00
4	7001-1	Private Registration Services Length: 1 year(s) theinvestorsexchange.com This a service item.	\$9.99	\$9.99	1	\$2.00	\$7.99
Subtotal		Shipping & Handling	Tax		Total		
\$139.93		\$0.00	\$0.00		\$139.93		

McNamara's Declaration

EXHIBIT

21



Main Menu

- Home
- About Us
- Contact Us
- Submit To Our Network
- Search Our Network
- Our Terms And Conditions

Contat Us - The Investor's Exchange

Let's Talk...

The Investor's Exchange is dedicated to Top Quality Customer Support. <

If you have a question, please feel free to contact us.

info@theinvestorsexchange.com

Need Help?

Have questions? Having trouble? Feel free to contact us!

CONTACT US NOW

Don't Forget:

Be sure and include as much details as possible in your submission to our network.

This is the first thing potential investors will see.

If what you have to say can grab their attention, they will contact you in regards to investing in your already established business, or start up.



Copyright All Rights Reserved © James Evans Marketing, Limited
Any duplication is in direct violation of Federal US Copyright and Patent Laws.

TheInvestorsExchange.com and Website are designed and owned and operated by James Evans Marketing, Limited <

McNamara's Declaration

EXHIBIT

22



Main Menu

- Home
- About Us
- Contact Us
- Submit To Our Network
- Search Our Network
- Our Terms And Conditions

Need Help?

Have questions? Having trouble? Feel free to contact us!

CONTACT US NOW

Don't Forget:

Be sure and include as much details as possible in your submission to our network.

This is the first thing potential investors will see.

If what you have to say can grab their attention, they will contact you in regards to investing in your already established business, or start up.



Search Our Network - It's Free

Read through the listings below to find something that looks interesting to you. If you are interested, click the **CONTACT THIS PERSON** link to send them a message.

Want a specific search? A specific location, country, industry, etc?

Feel free to contact us with exactly what you're looking for. We'll search through our entire database of entries and put together a search that best fits what you're looking for.

Investors Needed * FEATURED LISTING*

Contact: [Contact This Person](#)

Description: I'm looking for investors for my new business. You get your investment back plus 40% of my profits.

Financial/Bank Instrument * FEATURED LISTING*

Contact: [Contact This Person](#)

Description: I am seeking serious investors only for a new business venture I am working on. I am working on a new club (I own a few already) in New York, NY. And I am looking for investors for this. Serious only please.

Looking For Start Up Funding - Serious Only

Contact: [Contact This Person](#)

Description: I'm looking for investors who will be willing to provide some financial backing and start up funding for my new business. Please contact me with serious inquiries only!

WebsiteMart needs funding!

Contact: [Contact This Person](#)

Description: Hi there my name Ryan Kondolay, I am the owner of the site WebsiteMart.com which is exactly like Flippa.com but we charge no listing fees and lower success fees. I am looking for investors for marketing and advertising purposes, this includes SEO as well. Please get back to me if you would like to be apart of this great start up as I have already invested \$8000

Successful Hair Salon Needs Investor For Expansion

Contact: [Contact This Person](#)

Description: I own a few hair salons around town. I am quickly growing and cannot keep up with the demand, however I do not have the money to expand at this time. I am looking for serious investors ONLY! Please contact me.

Internet Social Networking Site Needs Start Up Funding

Contact: [Contact This Person](#)

Description: I am starting my own social networking media site and am looking for investors who would be willing to back me and provide Start Up Funding. Please contact me with any information you would like to request.

McNamara's Declaration

EXHIBIT

23

[REDACTED]

To:

james.evans1981@[REDACTED]

[REDACTED]

[REDACTED]