

June 28, 2024

VIA KITEWORKS

U.S. Securities and Exchange Commission
Division of Market Regulation
Office of Market Supervision
100 F Street, NE
Washington, D.C. 20549

Re: Amendments to Form 1

Enclosed please find the 2024 amendments to the Form 1 applications pursuant to Rule 6a-2 under the Securities Exchange Act of 1934 (the “Act”) for New York Stock Exchange LLC (“NYSE”), NYSE American LLC (“NYSE American”), NYSE Arca, Inc. (“NYSE Arca”), NYSE Chicago, Inc. (“NYSE Chicago”), and NYSE National, Inc. (“NYSE National” and collectively, the “Exchanges”).

In April 2017, the Securities and Exchange Commission granted NYSE, NYSE American, NYSE Arca, and NYSE National a conditional exemption from certain requirements of Rule 6a-2 under the Act.¹ In April 2019, a substantially similar exemption was granted for NYSE Chicago.² Pursuant to such exemptions, the Exchanges are providing, as a supplement under separate cover, an organizational chart of Intercontinental Exchange, Inc. (“ICE”), the Exchanges’ parent company, as of June 2024 (the “ICE Organizational Chart”). The ICE Organizational Chart amends the previously provided information setting forth the affiliation of the foreign indirect affiliates of the Exchanges.³

The Exchanges note that, although such entities are on the ICE Organizational Chart, Exhibit D (“Ex. D”) does not include the financial statements of Archipelago Securities LLC, Archipelago Trading Services, Inc., ICE Bonds and Securities Corporation (f/k/a Creditex Securities Corporation), or ICE Securities Execution & Clearing, LLC because such entities submitted annual financial statements pursuant to Commission Rule 17a-5. Additionally, this Ex. D does not include the financial statements of ICE Trade Vault, LLC because this entity submitted an annual financial statement pursuant to 17 CFR 240.13n-11(f) and 17 CFR 240.13n-11(g). Ex. D also does not include the financial statements of Closing Technology & Services, Inc. because such entity was not an affiliate of the Exchange during the year ended December 31, 2023.

¹ See Securities Exchange Act Release No. 80536 (April 27, 2017), 82 FR 20671 (May 3, 2017) (order granting application by New York Stock Exchange LLC, NYSE MKT LLC, NYSE Arca, Inc., and NYSE National, Inc., respectively, for a conditional exemption pursuant to Section 36(a) of the Exchange Act from certain requirements of Rule 6a-2 under the Exchange Act).

² See Securities Exchange Act Release No. 85611 (April 11, 2019) (order granting application by NYSE Chicago, Inc. for a conditional exemption pursuant to Section 36(a) of the Exchange Act from Certain Requirements of Rule 6a-2 under the Exchange Act).

³ See *id.* at 5, and 82 FR 20671, at 20672.

Division of Market Regulation

June 28, 2024

Page 2 of 2

In addition, Ex. D includes the financial statements for Monty Badger, LLC, OB Acquisition, LLC, and Optimal Blue Holdco, LLC, even though they were not on the ICE Organizational Chart as they were in existence during the year ended December 31, 2023 but have since been dissolved.

If you have questions, please do not hesitate to contact Martha Redding, Corporate Secretary and Associate General Counsel, at (212) 656-2938 or martha.redding@ice.com.

Sincerely,

A handwritten signature in blue ink, appearing to be 'MR' or similar initials, written in a cursive style.


Enclosures

WARNING: Failure to keep this form current and to file accurate supplementary information on a timely basis, or the failure to keep accurate books and records or otherwise to comply with the provisions of law applying to the conduct of the applicant would violate the federal securities laws and may result in disciplinary, administrative, or criminal action.

INTENTIONAL MISSTATEMENTS OR OMISSIONS OF FACTS MAY CONSTITUTE CRIMINAL VIOLATIONS

APPLICATION AMENDMENT

1. State the name of the applicant: NYSE Chicago, Inc

2. Provide the applicant's primary street address (Do not use a P.O. Box):
11 Wall Street, New York, NY 10005

24010788

3. Provide the applicant's mailing address (if different):
N/A

4. Provide the applicant's business telephone and facsimile number:
212-656-2938 212-656-8101
 (Telephone) (Facsimile)

5. Provide the name, title, and telephone number of a contact employee:
Martha Redding Corporate Secretary 212-656-2938
 (Name) (Title) (Telephone Number)

6. Provide the name and address of counsel for the applicant:
Martha Redding
NYSE Holdings LLC
11 Wall Street, New York, NY 10005

7. Provide the date applicant's fiscal year ends: December 31

8. Indicate legal status of applicant: Corporation Sole Proprietorship Partnership
 Limited Liability Company Other (specify): _____

If other than a sole proprietor, indicate the date and place where applicant obtained its legal status (e.g. state where incorporated, place where partnership agreement was filed or where applicant entity was formed):

(a) Date (MM/DD/YY): 03/15/22 (b) State/Country of formation: Delaware USA

(c) Statute under which applicant was organized: Delaware General Corporate Laws

EXECUTION: The applicant consents that service of any civil action brought by , or notice of any proceeding before, the Securities and Exchange Commission in connection with the applicant's activities may be given by registered or certified mail or confirmed telegram to the applicant's contact employee at the main address, or mailing address if different, given in Items 2 and 3. The undersigned, being first duly sworn, deposes and says that he/she has executed this form on behalf of , and with the authority of , said applicant. The undersigned and applicant represent that the information and statements contained herein, including exhibits, schedules, or other documents attached hereto, and other information filed herewith, all of which are made a part hereof, are current, true, and complete.

Date: 06/28/24 NYSE Chicago, Inc
 (MM/DD/YY) (Name of applicant)

By:  Martha Redding, Corporate Secretary
 (Signature) (Printed Name and Title)

Subscribed and sworn before me this 28th day of June, 2024 by Robert Troy
 (Month) (Year) (Notary Public)

My Commission expires 8/29/24 County of Westchester State of New York

This page must always be completed in full with original, manual signature and notarization.
Affix notary stamp or seal where applicable.

Notary Public, State of New York
 Reg. No. 02TR6184992

Qualified in Westchester County
 Commission Expires August 29, 2024

SECURITIES AND EXCHANGE COMMISSION

Washington, D.C.

Exhibits Accompanying Amendment

to

FORM 1 REGISTRATION STATEMENT

of

NYSE CHICAGO, INC.

June 2024

EXHIBIT D

ACCOMPANYING AMENDMENT TO FORM 1 REGISTRATION STATEMENT

OF

NYSE CHICAGO, INC.

JUNE 2024

EXHIBIT D

The unconsolidated financial statements for each subsidiary or affiliate of NYSE Chicago, Inc. for the last fiscal year follow, with the following exceptions.

This Exhibit D does not include the financial statements of Archipelago Securities LLC, Archipelago Trading Services, Inc., ICE Bonds and Securities Corporation (f/k/a Creditex Securities Corporation), and ICE Securities Execution & Clearing, LLC because such entities submitted annual financial statements pursuant to Commission Rule 17a-5.

Additionally, this Exhibit D does not include the financial statements of ICE Trade Vault, LLC because this entity submitted an annual financial statement pursuant to 17 CFR 240.13n-11(f) and 17 CFR 240.13n-11(g).

This Exhibit D includes the financial statements for Monty Badger, LLC, OB Acquisition, LLC, and Optimal Blue Holdco, LLC, as they were in existence during the year ended December 31, 2023 but have since been dissolved.

This Exhibit D does not include the financial statements of Closing Technology & Services, Inc. because such entity was not an affiliate of the Exchange during the year ended December 31, 2023.



NYSE AMEX Options LLC
BALANCE SHEET
As of December 31, 2023
(Unaudited)
(in thousands)

CURRENT ASSETS:

Cash and cash equivalents	\$	1,462
Accounts Receivable, Net of Allowance		539
Prepaid Expenses and Other Current Assets		86
Due from affiliates, net		275,135
Income tax receivable		1,405
Current assets		278,627

NON-CURRENT ASSETS:

Goodwill		89,412
Investment in subsidiary		59,971
Other non-current assets		149,383
Assets		428,010

LIABILITIES and EQUITY:

CURRENT LIABILITIES:

Accounts payable and accrued liabilities		96
SEC fees payable		2,762
Deferred revenue		109
Current liabilities		2,967

NON-CURRENT LIABILITIES:

Other non-current liabilities		0
Non-Current liabilities		0
Liabilities		2,967

Noncontrolling Interest

(27,418)

SHAREHOLDERS EQUITY:

Additional paid-in capital		529
Retained earnings		451,932
Equity		452,461
Total liabilities and equity	\$	428,010

In the opinion of management, the accompanying unaudited financial statements contain all adjustments (consisting of normal recurring adjustments) necessary to fairly present our financial position and results of operations for the period presented. Certain information normally included in financial statements prepared in accordance with accounting principles generally accepted in the United States of America have been condensed or omitted. These financial statements do not include income taxes accounting and equity method accounting. The balance sheet at December 31, 2023 has been derived from the audited financial statements of Intercontinental Exchange, Inc. (the ultimate parent company) at that date but does not include all of the information required by generally accepted accounting principles for complete financial statements. These financial statements should be read in conjunction with the Intercontinental Exchange, Inc. financial statements and notes thereto for the year ended December 31, 2023, which are contained in our Annual Report on Form 10-K previously filed with the Securities and Exchange Commission.



NYSE AMEX Options LLC
STATEMENT OF INCOME
Year Ended December 31, 2023
(Unaudited)
(in thousands)

Transaction and clearing fees, net	\$ 71,138
Data services fees, net	7,712
Other revenues	30,949
Transaction based expenses	(8,355)
Total revenue, less transaction-based expenses	101,444
Professional services	30
Technology and communication	1,307
Selling, general and administrative	(75)
Affiliate expense	29,999
Operating expenses	31,261
Operating income	70,183
Intercompany Interest income	5,142
Other expense, net	5,142
Pre-tax net income	75,325
Income tax expense	653
Net income	74,672

In the opinion of management, the accompanying unaudited financial statements contain all adjustments (consisting of normal recurring adjustments) necessary to fairly present our financial position and results of operations for the period presented. Certain information normally included in financial statements prepared in accordance with accounting principles generally accepted in the United States of America have been condensed or omitted. These financial statements do not include income taxes accounting and equity method accounting. The balance sheet at December 31, 2023 has been derived from the audited financial statements of Intercontinental Exchange, Inc. (the ultimate parent company) at that date but does not include all of the information required by generally accepted accounting principles for complete financial statements. These financial statements should be read in conjunction with the IntercontinentalExchange Group, Inc. financial statements and notes thereto for the year ended December 31, 2023, which are contained in our Annual Report on Form 10-K previously filed with the Securities and Exchange Commission.



Andrew Kalotay Associates, Inc.
Balance Sheet
As of December 31, 2023
(Unaudited)
(in thousands)

CURRENT ASSETS:	
Cash and cash equivalents	\$ 1,928
Accounts Receivable, Net	13
Current assets	<u>1,941</u>
NONCURRENT ASSETS:	
Goodwill	3,159
Other Intangibles, Net	955
Noncurrent assets	<u>4,114</u>
Total assets	<u>\$ 6,055</u>
LIABILITIES and EQUITY:	
CURRENT LIABILITIES:	
Accounts payable and accrued liabilities	\$ -
Due to affiliates, net	98
Deferred Revenue	10
Current liabilities	<u>108</u>
NONCURRENT LIABILITIES:	
Deferred Tax Liabilities Non Current	249
Noncurrent liabilities	<u>249</u>
Total liabilities	<u>\$ 357</u>
EQUITY:	
Retained earnings	5,698
Total equity	<u>5,698</u>
Total liabilities and equity	<u>\$ 6,055</u>

In the opinion of management, the accompanying unaudited financial statements contain all adjustments (consisting of normal recurring adjustments) necessary to fairly present our financial position and results of operations for the period presented. Certain information normally included in financial statements prepared in accordance with accounting principles generally accepted in the United States of America have been condensed or omitted. These financial statements do not include income taxes accounting and equity method accounting. The balance sheet at December 31, 2023 has been derived from the audited financial statements of Intercontinental Exchange, Inc. (the ultimate parent company) at that date but does not include all of the information required by generally accepted accounting principles for complete financial statements. These financial statements should be read in conjunction with the Intercontinental Exchange, Inc. financial statements and notes thereto for the year ended December 31, 2023, which are contained in our Annual Report on Form 10-K previously filed with the Securities and Exchange Commission.



Andrew Kalotay Associates, Inc.
Statement of Income
Year Ended December 31, 2023
(Unaudited)
(in thousands)

Fixed Income Data Services	724
Total Revenue	<u>724</u>
Technology and communications	9
Rent and other occupancy	(1)
Selling, general and administration	9
Amortization and depreciation	358
Operating expenses	<u>375</u>
Operating income	<u>349</u>
Income Tax Expense	63
Net income	<u>\$ 286</u>

In the opinion of management, the accompanying unaudited financial statements contain all adjustments (consisting of normal recurring adjustments) necessary to fairly present our financial position and results of operations for the period presented. Certain information normally included in financial statements prepared in accordance with accounting principles generally accepted in the United States of America have been condensed or omitted. These financial statements do not include income taxes accounting and equity method accounting. The balance sheet at December 31, 2023 has been derived from the audited financial statements of Intercontinental Exchange, Inc. (the ultimate parent company) at that date but does not include all of the information required by generally accepted accounting principles for complete financial statements. These financial statements should be read in conjunction with the Intercontinental Exchange, Inc. financial statements and notes thereto for the year ended December 31, 2023, which are contained in our Annual Report on Form 10-K previously filed with the Securities and Exchange Commission.



BAKKT Management Holdings, LLC
Balance Sheet
As Of December 31, 2023
(Unaudited)

ASSETS:

Other assets		1
Total assets	\$	1

LIABILITIES AND EQUITY:

EQUITY:

Member capital		1
Equity		1
Total equity	\$	1

In the opinion of management, the accompanying unaudited financial statements contain all adjustments (consisting of non-recurring adjustments) necessary to fairly present our financial position and results of operations for the period presented. Certain information normally included in financial statements prepared in accordance with accounting principles generally accepted in the United States of America have been condensed or omitted. These financial statements do not include income taxes accounting and equity method accounting. The balance sheet at December 31, 2023 has been derived from the audited financial statements of Intercontinental Exchange, Inc. (the ultimate parent company) at that date but does not include all the information required by generally accepted accounting principles for complete financial statements. These financial statements should be read in conjunction with the Intercontinental Exchange, Inc. financial statements and notes thereto for the year ended December 31, 2023, which are contained in our Annual Report on Form 10-K previously filed with the Securities and Exchange Commission.



Ballista Holdings, LLC
Balance Sheet
As Of December 31, 2023
(Unaudited)
(In thousands)

OTHER NONCURRENT ASSETS

Investment in affiliate	3,103
Goodwill	1,131
Other noncurrent assets	<u>4,234</u>
Total assets	<u><u>\$ 4,234</u></u>

LIABILITIES AND MEMBER EQUITY:

CURRENT LIABILITIES:

Due to affiliates	\$ 4,691
Current liabilities	<u>4,691</u>
Total liabilities	<u>4,691</u>

EQUITY:

Retained deficit	(457)
Equity	<u>(457)</u>
Total liabilities and equity	<u><u>\$ 4,234</u></u>

In the opinion of management, the accompanying unaudited financial statements contain all adjustments (consisting of normal recurring adjustments) necessary to fairly present our financial position and results of operations for the period presented. Certain information normally included in financial statements prepared in accordance with accounting principles generally accepted in the United States of America have been condensed or omitted. These financial statements do not include income taxes accounting and equity method accounting. The balance sheet at December 31, 2023 has been derived from the audited financial statements of Intercontinental Exchange Inc. (the ultimate parent company) at that date but does not include all of the information required by generally accepted accounting principles for complete financial statements. These financial statements should be read in conjunction with the Intercontinental Exchange Inc. financial statements and notes thereto for the year ended December 31, 2023, which are contained in our Annual Report on Form 10-K previously filed with the Securities and Exchange Commission.



Ballista Holdings, LLC
Income Statement
Year Ended December 31, 2023
(Unaudited)
(In thousands)

OPERATING EXPENSES:

Selling, general & administration	\$ -
Operating expenses	-
Net loss	\$ -

In the opinion of management, the accompanying unaudited financial statements contain all adjustments (consisting of normal recurring adjustments) necessary to fairly present our financial position and results of operations for the period presented. Certain information normally included in financial statements prepared in accordance with accounting principles generally accepted in the United States of America have been condensed or omitted. These financial statements do not include income taxes accounting and equity method accounting. The balance sheet at December 31, 2023 has been derived from the audited financial statements of Intercontinental Exchange, Inc. (the ultimate parent company) at that date but does not include all of the information required by generally accepted accounting principles for complete financial statements. These financial statements should be read in conjunction with the Intercontinental Exchange, Inc. financial statements and notes thereto for the year ended December 31, 2023, which are contained in our Annual Report on Form 10-K previously filed with the Securities and Exchange Commission.



BKFS I Services, LLC
BALANCE SHEET
As of December 31, 2023
(Unaudited)
(in thousands)

CURRENT ASSETS:

Cash and cash equivalents	\$	157
Prepaid expenses and other current assets		1,123
Current assets		<u>1,280</u>
Assets		<u>1,280</u>

LIABILITIES and EQUITY:

CURRENT LIABILITIES:

Accounts payable and accrued liabilities		81
Accrued salaries and benefits		10,835
Other Current Liabilities		730
Current liabilities		<u>11,646</u>
Liabilities		<u>11,646</u>

SHAREHOLDERS EQUITY:

Additional paid-in capital		(9,975)
Retained deficit		(391)
Equity		<u>(10,366)</u>
Total liabilities and equity	\$	<u>1,280</u>

In the opinion of management, the accompanying unaudited financial statements contain all adjustments (consisting of normal recurring adjustments) necessary to fairly present our financial position and results of operations for the period presented. Certain information normally included in financial statements prepared in accordance with accounting principles generally accepted in the United States of America have been condensed or omitted. These financial statements do not include income taxes accounting and equity method accounting. The balance sheet at December 31, 2023 has been derived from the audited financial statements of Intercontinental Exchange, Inc. (the ultimate parent company) at that date but does not include all of the information required by generally accepted accounting principles for complete financial statements. These financial statements should be read in conjunction with the Intercontinental Exchange, Inc. financial statements and notes thereto for the year ended December 31, 2023, which are contained in our Annual Report on Form 10-K previously filed with the Securities and Exchange Commission.



BKFS I Services, LLC
STATEMENT OF INCOME
Year Ended December 31, 2023⁽¹⁾
(Unaudited)
(in thousands)

Mortgage Technology	\$ -
Total revenue	<u>-</u>
Compensation and benefits	15
Professional services	222
Selling, general and administrative	154
Operating expenses	<u>391</u>
Operating loss	<u>(391)</u>
Net loss	<u>(391)</u>

(1) Entity was acquired September 5, 2023 and only income statement impacts beyond the acquisition date are included in the consolidated statement of income of Intercontinental Exchange, Inc.. Statement of income presented above is for calendar-year 2023.

In the opinion of management, the accompanying unaudited financial statements contain all adjustments (consisting of normal recurring adjustments) necessary to fairly present our financial position and results of operations for the period presented. Certain information normally included in financial statements prepared in accordance with accounting principles generally accepted in the United States of America have been condensed or omitted. These financial statements do not include income taxes accounting and equity method accounting. The balance sheet at December 31, 2023 has been derived from the audited financial statements of Intercontinental Exchange, Inc. (the ultimate parent company) at that date but does not include all of the information required by generally accepted accounting principles for complete financial statements. These financial statements should be read in conjunction with the Intercontinental Exchange, Inc. financial statements and notes thereto for the year ended December 31, 2023, which are contained in our Annual Report on Form 10-K previously filed with the Securities and Exchange Commission.



Black Knight Data & Analytics, LLC
BALANCE SHEET
As of December 31, 2023
(Unaudited)
(in thousands)

CURRENT ASSETS:		
Accounts receivable, net of allowance	\$	21,333
Prepaid expenses and other current assets		35
Current assets		21,368
PLANT PROPERTY AND EQUIPMENT:		
Property and equipment		5,610
Accumulated depreciation		(251)
Property and equipment, net		5,359
NON-CURRENT ASSETS:		
Deferred contract costs		2,962
Other non-current assets		2,962
Assets		29,689
LIABILITIES and EQUITY:		
CURRENT LIABILITIES:		
Accounts payable and accrued liabilities		3,165
Accrued salaries and benefits		8,073
Other Current Liabilities		3,943
Income Tax Payable		22
Deferred revenue		3,573
Current liabilities		18,776
NON-CURRENT LIABILITIES:		
Other non-current liabilities		40
Deferred revenue - long term		174
Non-current liabilities		214
Liabilities		18,990
SHAREHOLDERS EQUITY:		
Additional paid-in capital		(147,565)
Retained earnings		158,264
Equity		10,699
Total liabilities and equity	\$	29,689

In the opinion of management, the accompanying unaudited financial statements contain all adjustments (consisting of normal recurring adjustments) necessary to fairly present our financial position and results of operations for the period presented. Certain information normally included in financial statements prepared in accordance with accounting principles generally accepted in the United States of America have been condensed or omitted. These financial statements do not include income taxes accounting and equity method accounting. The balance sheet at December 31, 2023 has been derived from the audited financial statements of Intercontinental Exchange, Inc. (the ultimate parent company) at that date but does not include all of the information required by generally accepted accounting principles for complete financial statements. These financial statements should be read in conjunction with the Intercontinental Exchange, Inc. financial statements and notes thereto for the year ended December 31, 2023, which are contained in our Annual Report on Form 10-K previously filed with the Securities and Exchange Commission.



Black Knight Data & Analytics, LLC
STATEMENT OF INCOME
Year Ended December 31, 2023⁽¹⁾
(Unaudited)
(in thousands)

Mortgage Technology	\$	150,864
Affiliate revenue		383
Total revenue		151,247
Compensation and benefits		48,783
Technology and communication		44,561
Rent and occupancy		537
Selling, general and administrative		7,626
Depreciation and amortization		12,119
Affiliate expense		24,749
Operating expenses		138,375
Operating income		12,872
Interest income		46
Other income, net		145,346
Other income, net		145,392
Net income		158,264

⁽¹⁾ Entity was acquired September 5, 2023 and only income statement impacts beyond the acquisition date are included in the consolidated statement of income of Intercontinental Exchange, Inc.. Statement of income presented above is for calendar-year 2023.

In the opinion of management, the accompanying unaudited financial statements contain all adjustments (consisting of normal recurring adjustments) necessary to fairly present our financial position and results of operations for the period presented. Certain information normally included in financial statements prepared in accordance with accounting principles generally accepted in the United States of America have been condensed or omitted. These financial statements do not include income taxes accounting and equity method accounting. The balance sheet at December 31, 2023 has been derived from the audited financial statements of Intercontinental Exchange, Inc. (the ultimate parent company) at that date but does not include all of the information required by generally accepted accounting principles for complete financial statements. These financial statements should be read in conjunction with the Intercontinental Exchange, Inc. financial statements and notes thereto for the year ended December 31, 2023, which are contained in our Annual Report on Form 10-K previously filed with the Securities and Exchange Commission.



Black Knight Financial Services, Inc.
BALANCE SHEET
 As of December 31, 2023
 (Unaudited)
 (in thousands)

CURRENT ASSETS:

Cash and cash equivalents	\$	10
Due from affiliates		13,640
Income tax receivable		152,808
Current assets		166,458
Assets		166,458

LIABILITIES and EQUITY:

CURRENT LIABILITIES:

Other current liabilities		-
Current liabilities		-
Liabilities		-

SHAREHOLDERS EQUITY:

Additional paid-in capital		(1,240,763)
Retained earnings		(95)
Accumulated other comprehensive income		1,407,316
Equity		166,458
Total liabilities and equity	\$	166,458

In the opinion of management, the accompanying unaudited financial statements contain all adjustments (consisting of normal recurring adjustments) necessary to fairly present our financial position and results of operations for the period presented. Certain information normally included in financial statements prepared in accordance with accounting principles generally accepted in the United States of America have been condensed or omitted. These financial statements do not include income taxes accounting and equity method accounting. The balance sheet at December 31, 2023 has been derived from the audited financial statements of Intercontinental Exchange, Inc. (the ultimate parent company) at that date but does not include all of the information required by generally accepted accounting principles for complete financial statements. These financial statements should be read in conjunction with the Intercontinental Exchange, Inc. financial statements and notes thereto for the year ended December 31, 2023, which are contained in our Annual Report on Form 10-K previously filed with the Securities and Exchange Commission.



Black Knight Financial Services, Inc.
STATEMENT OF INCOME
Year Ended December 31, 2023⁽¹⁾
(Unaudited)
(in thousands)

Mortgage Technology		\$	-
	Total revenue		<u>-</u>
Selling, general and administrative			4
	Operating expenses		<u>4</u>
	Operating loss		<u>(4)</u>
	Pre-tax net loss		(4)
Income tax expense			91
	Net loss		<u>(95)</u>

⁽¹⁾ Entity was acquired September 5, 2023 and only income statement impacts beyond the acquisition date are included in the consolidated statement of income of Intercontinental Exchange, Inc.. Statement of income presented above is for calendar-year 2023.

In the opinion of management, the accompanying unaudited financial statements contain all adjustments (consisting of normal recurring adjustments) necessary to fairly present our financial position and results of operations for the period presented. Certain information normally included in financial statements prepared in accordance with accounting principles generally accepted in the United States of America have been condensed or omitted. These financial statements do not include income taxes accounting and equity method accounting. The balance sheet at December 31, 2023 has been derived from the audited financial statements of Intercontinental Exchange, Inc. (the ultimate parent company) at that date but does not include all of the information required by generally accepted accounting principles for complete financial statements. These financial statements should be read in conjunction with the Intercontinental Exchange, Inc. financial statements and notes thereto for the year ended December 31, 2023, which are contained in our Annual Report on Form 10-K previously filed with the Securities and Exchange Commission.



Black Knight Financial Services, LLC
BALANCE SHEET
 As of December 31, 2023
 (Unaudited)
 (in thousands)

CURRENT ASSETS:

Other current assets		\$ -
	Current assets	-
	Assets	-

LIABILITIES and EQUITY:

CURRENT LIABILITIES:

Due to affiliates		1
	Current liabilities	1
	Liabilities	1

SHAREHOLDERS EQUITY:

Additional paid-in capital		(215,611)
Retained earnings		215,610
	Equity	(1)
	Total liabilities and equity	\$ -

In the opinion of management, the accompanying unaudited financial statements contain all adjustments (consisting of normal recurring adjustments) necessary to fairly present our financial position and results of operations for the period presented. Certain information normally included in financial statements prepared in accordance with accounting principles generally accepted in the United States of America have been condensed or omitted. These financial statements do not include income taxes accounting and equity method accounting. The balance sheet at December 31, 2023 has been derived from the audited financial statements of Intercontinental Exchange, Inc. (the ultimate parent company) at that date but does not include all of the information required by generally accepted accounting principles for complete financial statements. These financial statements should be read in conjunction with the Intercontinental Exchange, Inc. financial statements and notes thereto for the year ended December 31, 2023, which are contained in our Annual Report on Form 10-K previously filed with the Securities and Exchange Commission.



Black Knight Financial Services, LLC
STATEMENT OF INCOME
Year Ended December 31, 2023⁽¹⁾
(Unaudited)
(in thousands)

Mortgage Technology		\$ -
	Total revenue	<u>-</u>
Selling, general and administrative		1
	Operating expenses	<u>1</u>
	Operating loss	<u>(1)</u>
	Net loss before equity earnings	<u>(1)</u>
Equity Earnings in Subsidiaries		215,611
	Net income	<u>215,610</u>

⁽¹⁾ Entity was acquired September 5, 2023 and only income statement impacts beyond the acquisition date are included in the consolidated statement of income of Intercontinental Exchange, Inc.. Statement of income presented above is for calendar-year 2023.

In the opinion of management, the accompanying unaudited financial statements contain all adjustments (consisting of normal recurring adjustments) necessary to fairly present our financial position and results of operations for the period presented. Certain information normally included in financial statements prepared in accordance with accounting principles generally accepted in the United States of America have been condensed or omitted. These financial statements do not include income taxes accounting and equity method accounting. The balance sheet at December 31, 2023 has been derived from the audited financial statements of Intercontinental Exchange, Inc. (the ultimate parent company) at that date but does not include all of the information required by generally accepted accounting principles for complete financial statements. These financial statements should be read in conjunction with the Intercontinental Exchange, Inc. financial statements and notes thereto for the year ended December 31, 2023, which are contained in our Annual Report on Form 10-K previously filed with the Securities and Exchange Commission.



Black Knight Government Solutions, LLC
BALANCE SHEET
 As of December 31, 2023
 (Unaudited)
 (in thousands)

CURRENT ASSETS:

Other current assets		\$ -
	Current assets	-
	Assets	-

LIABILITIES and EQUITY:

CURRENT LIABILITIES:

Due to affiliates		2
	Current liabilities	2
	Liabilities	2

SHAREHOLDERS EQUITY:

Additional paid-in capital		(2)
	Equity	(2)
	Total liabilities and equity	\$ -

In the opinion of management, the accompanying unaudited financial statements contain all adjustments (consisting of normal recurring adjustments) necessary to fairly present our financial position and results of operations for the period presented. Certain information normally included in financial statements prepared in accordance with accounting principles generally accepted in the United States of America have been condensed or omitted. These financial statements do not include income taxes accounting and equity method accounting. The balance sheet at December 31, 2023 has been derived from the audited financial statements of Intercontinental Exchange, Inc. (the ultimate parent company) at that date but does not include all of the information required by generally accepted accounting principles for complete financial statements. These financial statements should be read in conjunction with the Intercontinental Exchange, Inc. financial statements and notes thereto for the year ended December 31, 2023, which are contained in our Annual Report on Form 10-K previously filed with the Securities and Exchange Commission.



Black Knight Inc.
BALANCE SHEET
 As of December 31, 2023
 (Unaudited)
 (in thousands)

CURRENT ASSETS:

Income tax receivable	\$	3,007
Current assets		3,007

PLANT PROPERTY AND EQUIPMENT:

Property and equipment		1,128,500
Accumulated depreciation		(39,371)
Property and equipment, net		1,089,129

NON-CURRENT ASSETS:

Goodwill		9,379,818
Other intangibles, net		3,157,663
Other non-current assets		559,941
Other non-current assets		13,097,422
Assets		14,189,558

LIABILITIES and EQUITY:

NON-CURRENT LIABILITIES:

Deferred tax liabilities - current	\$	1,254,308
Other non-current liabilities		11,635
Non-current liabilities		1,265,943
Liabilities		1,265,943

SHAREHOLDERS EQUITY:

Contributed capital		11,537,864
Retained earnings		1,385,751
Equity		12,923,615
Total liabilities and equity		14,189,558

In the opinion of management, the accompanying unaudited financial statements contain all adjustments (consisting of normal recurring adjustments) necessary to fairly present our financial position and results of operations for the period presented. Certain information normally included in financial statements prepared in accordance with accounting principles generally accepted in the United States of America have been condensed or omitted. These financial statements do not include income taxes accounting and equity method accounting. The balance sheet at December 31, 2023 has been derived from the audited financial statements of Intercontinental Exchange, Inc. (the ultimate parent company) at that date but does not include all of the information required by generally accepted accounting principles for complete financial statements. These financial statements should be read in conjunction with the Intercontinental Exchange, Inc. financial statements and notes thereto for the year ended December 31, 2023, which are contained in our Annual Report on Form 10-K previously filed with the Securities and Exchange Commission.



Black Knight Inc.
STATEMENT OF INCOME
Year Ended December 31, 2023⁽¹⁾
(Unaudited)
(in thousands)

Mortgage Technology		\$ -
	Total revenue	<u>-</u>
Compensation and benefits		21
Depreciation and amortization		140,967
	Operating expenses	<u>140,988</u>
	Operating loss	<u>(140,988)</u>
	Pre-tax net loss	(140,988)
Income tax benefit		40,919
	Net loss	<u>(100,069)</u>

⁽¹⁾ Entity was acquired September 5, 2023 and only income statement impacts beyond the acquisition date are included in the consolidated statement of income of Intercontinental Exchange, Inc.. Statement of income presented above is for calendar-year 2023.

In the opinion of management, the accompanying unaudited financial statements contain all adjustments (consisting of normal recurring adjustments) necessary to fairly present our financial position and results of operations for the period presented. Certain information normally included in financial statements prepared in accordance with accounting principles generally accepted in the United States of America have been condensed or omitted. These financial statements do not include income taxes accounting and equity method accounting. The balance sheet at December 31, 2023 has been derived from the audited financial statements of Intercontinental Exchange, Inc. (the ultimate parent company) at that date but does not include all of the information required by generally accepted accounting principles for complete financial statements. These financial statements should be read in conjunction with the Intercontinental Exchange, Inc. financial statements and notes thereto for the year ended December 31, 2023, which are contained in our Annual Report on Form 10-K previously filed with the Securities and Exchange Commission.



Black Knight InfoServ, LLC

BALANCE SHEET

As of December 31, 2023

(Unaudited)

(in thousands)

CURRENT ASSETS:

Cash and cash equivalents	\$ 3,008
Due from affiliates	4,118
Prepaid expenses and other current assets	38
Income tax receivable	5,892
Current assets	<u>13,056</u>

PLANT PROPERTY AND EQUIPMENT:

Property and equipment	174
Accumulated depreciation	(11)
Property and equipment, net	<u>163</u>

NON-CURRENT ASSETS:

Other non-current assets	710,543
Deferred tax assets	98,600
Other non-current assets	<u>809,143</u>
Assets	<u><u>822,362</u></u>

LIABILITIES and EQUITY:

CURRENT LIABILITIES:

Accounts payable and accrued liabilities	57,149
Other Current Liabilities	20,234
Income Tax Payable	456
Current liabilities	<u>77,839</u>

NON-CURRENT LIABILITIES:

Other non-current liabilities	32,087
Long Term Debt	1,121,987
Non-current liabilities	<u>1,154,074</u>
Liabilities	<u>1,231,913</u>

SHAREHOLDERS EQUITY:

Additional paid-in capital	(113,113)
Retained deficit	(296,048)
Accumulated other comprehensive income	(390)
Equity	<u>(409,551)</u>
Total liabilities and equity	<u>\$ 822,362</u>

In the opinion of management, the accompanying unaudited financial statements contain all adjustments (consisting of normal recurring adjustments) necessary to fairly present our financial position and results of operations for the period presented. Certain information normally included in financial statements prepared in accordance with accounting principles generally accepted in the United States of America have been condensed or omitted. These financial statements do not include income taxes accounting and equity method accounting. The balance sheet at December 31, 2023 has been derived from the audited financial statements of Intercontinental Exchange, Inc. (the ultimate parent company) at that date but does not include all of the information required by generally accepted accounting principles for complete financial statements. These financial statements should be read in conjunction with the Intercontinental Exchange, Inc. financial statements and notes thereto for the year ended December 31, 2023, which are contained in our Annual Report on Form 10-K previously filed with the Securities and Exchange Commission.



Black Knight InfoServ, LLC
STATEMENT OF INCOME
Year Ended December 31, 2023⁽¹⁾
(Unaudited)
(in thousands)

Mortgage Technology		\$	-
	Total revenue		<u>-</u>
Professional services			35
Rent and occupancy			2,159
Selling, general and administrative			227,448
Depreciation and amortization			33
	Operating expenses		<u>229,675</u>
	Operating loss		<u>(229,675)</u>
Interest income			24,281
Affiliate interest income			6,744
Interest expense			(110,112)
Other income, net			33,746
	Other income, net		<u>(45,341)</u>
	Pre-tax net loss		<u>(275,016)</u>
Income tax expense			90,734
	Net loss before equity earnings		<u>(365,750)</u>
Equity Earnings in Subsidiaries			(1,906)
	Net loss		<u>(367,656)</u>

⁽¹⁾ Entity was acquired September 5, 2023 and only income statement impacts beyond the acquisition date are included in the consolidated statement of income of Intercontinental Exchange, Inc.. Statement of income presented above is for calendar-year 2023.

In the opinion of management, the accompanying unaudited financial statements contain all adjustments (consisting of normal recurring adjustments) necessary to fairly present our financial position and results of operations for the period presented. Certain information normally included in financial statements prepared in accordance with accounting principles generally accepted in the United States of America have been condensed or omitted. These financial statements do not include income taxes accounting and equity method accounting. The balance sheet at December 31, 2023 has been derived from the audited financial statements of Intercontinental Exchange, Inc. (the ultimate parent company) at that date but does not include all of the information required by generally accepted accounting principles for complete financial statements. These financial statements should be read in conjunction with the Intercontinental Exchange, Inc. financial statements and notes thereto for the year ended December 31, 2023, which are contained in our Annual Report on Form 10-K previously filed with the Securities and Exchange Commission.



Black Knight IP Holding Company, LLC
BALANCE SHEET
As of December 31, 2023
(Unaudited)
(in thousands)

CURRENT ASSETS:		
Other current assets		\$ -
	Current assets	<u>-</u>
	Assets	<u><u>-</u></u>
LIABILITIES and EQUITY:		
CURRENT LIABILITIES:		
Due to affiliates		2
	Current liabilities	<u>2</u>
	Liabilities	<u><u>2</u></u>
SHAREHOLDERS EQUITY:		
Additional paid-in capital		(2)
	Equity	<u>(2)</u>
	Total liabilities and equity	<u><u>\$ -</u></u>

In the opinion of management, the accompanying unaudited financial statements contain all adjustments (consisting of normal recurring adjustments) necessary to fairly present our financial position and results of operations for the period presented. Certain information normally included in financial statements prepared in accordance with accounting principles generally accepted in the United States of America have been condensed or omitted. These financial statements do not include income taxes accounting and equity method accounting. The balance sheet at December 31, 2023 has been derived from the audited financial statements of Intercontinental Exchange, Inc. (the ultimate parent company) at that date but does not include all of the information required by generally accepted accounting principles for complete financial statements. These financial statements should be read in conjunction with the Intercontinental Exchange, Inc. financial statements and notes thereto for the year ended December 31, 2023, which are contained in our Annual Report on Form 10-K previously filed with the Securities and Exchange Commission.



Black Knight Servicing Technologies, LLC

BALANCE SHEET

As of December 31, 2023

(Unaudited)

(in thousands)

CURRENT ASSETS:

Cash and cash equivalents	\$ 1,208
Accounts receivable, net of allowance	111,624
Prepaid expenses and other current assets	19,921
Income tax receivable	28
Current assets	<u>132,781</u>

PLANT PROPERTY AND EQUIPMENT:

Property and equipment	130,131
Accumulated depreciation	(6,892)
Property and equipment, net	<u>123,239</u>

NON-CURRENT ASSETS:

Other non-current assets	9,870
Deferred contract costs	7,198
Other non-current assets	<u>17,068</u>
Assets	<u><u>273,088</u></u>

LIABILITIES and EQUITY:

CURRENT LIABILITIES:

Accounts payable and accrued liabilities	212
Accrued salaries and benefits	17,095
Other Current Liabilities	20,284
Deferred revenue	26,692
Current liabilities	<u>64,283</u>

NON-CURRENT LIABILITIES:

Other non-current liabilities	269
Deferred revenue - long term	20,765
Non-current liabilities	<u>21,034</u>
Liabilities	<u>85,317</u>

SHAREHOLDERS EQUITY:

Additional paid-in capital	(257,516)
Retained earnings	445,287
Equity	<u>187,771</u>
Total liabilities and equity	<u><u>\$ 273,088</u></u>

In the opinion of management, the accompanying unaudited financial statements contain all adjustments (consisting of normal recurring adjustments) necessary to fairly present our financial position and results of operations for the period presented. Certain information normally included in financial statements prepared in accordance with accounting principles generally accepted in the United States of America have been condensed or omitted. These financial statements do not include income taxes accounting and equity method accounting. The balance sheet at December 31, 2023 has been derived from the audited financial statements of Intercontinental Exchange, Inc. (the ultimate parent company) at that date but does not include all of the information required by generally accepted accounting principles for complete financial statements. These financial statements should be read in conjunction with the Intercontinental Exchange, Inc. financial statements and notes thereto for the year ended December 31, 2023, which are contained in our Annual Report on Form 10-K previously filed with the Securities and Exchange Commission.



Black Knight Servicing Technologies, LLC
STATEMENT OF INCOME
Year Ended December 31, 2023⁽¹⁾
(Unaudited)
(in thousands)

Mortgage Technology		\$ 874,698
	Total revenue	874,698
Compensation and benefits		255,573
Technology and communication		80,504
Rent and occupancy		10,607
Selling, general and administrative		14,573
Depreciation and amortization		89,200
Affiliate expense		(20,748)
	Operating expenses	429,709
	Operating income	444,989
Interest income		302
	Other income, net	302
	Net income	445,291

⁽¹⁾ Entity was acquired September 5, 2023 and only income statement impacts beyond the acquisition date are included in the consolidated statement of income of Intercontinental Exchange, Inc.. Statement of income presented above is for calendar-year 2023.

In the opinion of management, the accompanying unaudited financial statements contain all adjustments (consisting of normal recurring adjustments) necessary to fairly present our financial position and results of operations for the period presented. Certain information normally included in financial statements prepared in accordance with accounting principles generally accepted in the United States of America have been condensed or omitted. These financial statements do not include income taxes accounting and equity method accounting. The balance sheet at December 31, 2023 has been derived from the audited financial statements of Intercontinental Exchange, Inc. (the ultimate parent company) at that date but does not include all of the information required by generally accepted accounting principles for complete financial statements. These financial statements should be read in conjunction with the Intercontinental Exchange, Inc. financial statements and notes thereto for the year ended December 31, 2023, which are contained in our Annual Report on Form 10-K previously filed with the Securities and Exchange Commission.



Black Knight Technologies, LLC
BALANCE SHEET
As of December 31, 2023
(Unaudited)
(in thousands)

CURRENT ASSETS:

Accounts receivable, net of allowance	\$	8,287
Prepaid expenses and other current assets		67,917
Current assets		76,204

PLANT PROPERTY AND EQUIPMENT:

Property and equipment		1,972
Accumulated depreciation		(125)
Property and equipment, net		1,847

NON-CURRENT ASSETS:

Other intangibles, net		(2,082)
Other non-current assets		1,134
Deferred contract costs		284
Other non-current assets		(664)
Assets		77,387

LIABILITIES and EQUITY:

CURRENT LIABILITIES:

Accrued salaries and benefits		34,360
Other Current Liabilities		5,971
Income Tax Payable		1,893
Deferred revenue		3,450
Current liabilities		45,674

NON-CURRENT LIABILITIES:

Other non-current liabilities		244
Deferred revenue - long term		563
Non-current liabilities		807
Liabilities		46,481

SHAREHOLDERS EQUITY:

Retained earnings		31,334
Accumulated other comprehensive income		(428)
Equity		30,906
Total liabilities and equity	\$	77,387

In the opinion of management, the accompanying unaudited financial statements contain all adjustments (consisting of normal recurring adjustments) necessary to fairly present our financial position and results of operations for the period presented. Certain information normally included in financial statements prepared in accordance with accounting principles generally accepted in the United States of America have been condensed or omitted. These financial statements do not include income taxes accounting and equity method accounting. The balance sheet at December 31, 2023 has been derived from the audited financial statements of Intercontinental Exchange, Inc. (the ultimate parent company) at that date but does not include all of the information required by generally accepted accounting principles for complete financial statements. These financial statements should be read in conjunction with the Intercontinental Exchange, Inc. financial statements and notes thereto for the year ended December 31, 2023, which are contained in our Annual Report on Form 10-K previously filed with the Securities and Exchange Commission.



Black Knight Technologies, LLC
STATEMENT OF INCOME
Year Ended December 31, 2023⁽¹⁾
(Unaudited)
(in thousands)

Mortgage Technology		\$	64,286
Total revenue			<u>64,286</u>
Compensation and benefits			225,809
M&A			33,445
Technology and communication			25,902
Rent and occupancy			735
Selling, general and administrative			98,292
Depreciation and amortization			13,468
Affiliate expense			<u>(2,037)</u>
Operating expenses			<u>395,614</u>
Operating loss			<u>(331,328)</u>
Interest income			240
Interest expense			(1)
Other income, net			<u>(11,152)</u>
Other income, net			<u>(10,913)</u>
Net loss before equity earnings			<u>(342,241)</u>
Equity Earnings in Subsidiaries			(118)
Income/(Expense) from Discontinued Operations			<u>(4,293)</u>
Net loss			<u>(346,652)</u>

⁽¹⁾ Entity was acquired September 5, 2023 and only income statement impacts beyond the acquisition date are included in the consolidated statement of income of Intercontinental Exchange, Inc. Statement of income presented above is for calendar-year 2023.

In the opinion of management, the accompanying unaudited financial statements contain all adjustments (consisting of normal recurring adjustments) necessary to fairly present our financial position and results of operations for the period presented. Certain information normally included in financial statements prepared in accordance with accounting principles generally accepted in the United States of America have been condensed or omitted. These financial statements do not include income taxes accounting and equity method accounting. The balance sheet at December 31, 2023 has been derived from the audited financial statements of Intercontinental Exchange, Inc. (the ultimate parent company) at that date but does not include all of the information required by generally accepted accounting principles for complete financial statements. These financial statements should be read in conjunction with the Intercontinental Exchange, Inc. financial statements and notes thereto for the year ended December 31, 2023, which are contained in our Annual Report on Form 10-K previously filed with the Securities and Exchange Commission.



BRIX Holding Company, LLC
Balance Sheet
As Of December 31, 2023
(Unaudited)
(In thousands)

LIABILITIES AND MEMBER EQUITY:

CURRENT LIABILITIES:

Due to affiliate	\$	1
Current liabilities		<u>1</u>
Total liabilities		<u>1</u>

EQUITY:

Member capital		2,703
Retained deficit		<u>(2,704)</u>
Equity		<u>(1)</u>

Total liabilities and equity	\$	<u><u>-</u></u>
-------------------------------------	----	-----------------

In the opinion of management, the accompanying unaudited financial statements contain all adjustments (consisting of non-recurring adjustments) necessary to fairly present our financial position and results of operations for the period presented. Certain information normally included in financial statements prepared in accordance with accounting principles generally accepted in the United States of America have been condensed or omitted. These financial statements do not include income taxes accounting and equity method accounting. The balance sheet at December 31, 2023 has been derived from the audited financial statements of Intercontinental Exchange, Inc. (the ultimate parent company) at that date but does not include all the information required by generally accepted accounting principles for complete financial statements. These financial statements should be read in conjunction with the Intercontinental Exchange, Inc. financial statements and notes thereto for the year ended December 31, 2023, which are contained in our Annual Report on Form 10-K previously filed with the Securities and Exchange Commission.



BRIX Holding Company, LLC
Income Statement
Year Ended December 31, 2023
(Unaudited)
(In thousands)

OTHER EXPENSE:

Other expense	-
Other expense	-
Net loss	\$ 0

In the opinion of management, the accompanying unaudited financial statements contain all adjustments (consisting of normal recurring adjustments) necessary to fairly present our financial position and results of operations for the period presented. Certain information normally included in financial statements prepared in accordance with accounting principles generally accepted in the United States of America have been condensed or omitted. These financial statements do not include income taxes accounting and equity method accounting. The balance sheet at December 31, 2023 has been derived from the audited financial statements of Intercontinental Exchange, Inc. (the ultimate parent company) at that date but does not include all of the information required by generally accepted accounting principles for complete financial statements. These financial statements should be read in conjunction with the Intercontinental Exchange, Inc. financial statements and notes thereto for the year ended December 31, 2023, which are contained in our Annual Report on Form 10-K previously filed with the Securities and Exchange Commission.



Chatham Energy, LLC
Balance Sheet
Year Ended December 31, 2023
(Unaudited)
(In thousands)

CURRENT ASSETS:

Due from affiliate	\$	146
Current assets		<u>146</u>

OTHER NON-CURRENT ASSETS

Goodwill		5,402
Other non-current assets		<u>5,402</u>

Total assets	\$	<u>5,548</u>
---------------------	-----------	---------------------

LIABILITIES AND EQUITY:

CURRENT LIABILITIES:

Accounts payable and accrued liabilities	\$	2
Accrued salaries and benefits		1
Current liabilities		<u>3</u>

Total liabilities		<u>3</u>
--------------------------	--	----------

EQUITY:

Contributed capital		28,956
Retained deficit		(23,411)
Equity		<u>5,545</u>

Total liabilities and equity	\$	<u>5,548</u>
-------------------------------------	-----------	---------------------

In the opinion of management, the accompanying unaudited financial statements contain all adjustments (consisting of normal recurring adjustments) necessary to fairly present our financial position and results of operations for the period presented. Certain information normally included in financial statements prepared in accordance with accounting principles generally accepted in the United States of America have been condensed or omitted. These financial statements do not include income taxes accounting and equity method accounting. The balance sheet at December 31, 2023 has been derived from the audited financial statements of Intercontinental Exchange, Inc. (the ultimate parent company) at that date but does not include all of the information required by generally accepted accounting principles for complete financial statements. These financial statements should be read in conjunction with the Intercontinental Exchange, Inc. financial statements and notes thereto for the year ended December 31, 2023, which are contained in our Annual Report on Form 10-K previously filed with the Securities and Exchange Commission.



Chatham Energy, LLC
Income Statement
Year Ended December 31, 2023
(Unaudited)
(In thousands)

REVENUES:

Revenue from affiliate	\$ 539
Operating revenues	539

OPERATING EXPENSES:

Compensation and benefits	329
Professional services	7
Rent and occupancy	76
Technology and communication	30
Selling, general and administrative	12
Intercompany affiliate expense	47
Operating expenses	501

Net income	\$ 38
-------------------	--------------

In the opinion of management, the accompanying unaudited financial statements contain all adjustments (consisting of normal recurring adjustments) necessary to fairly present our financial position and results of operations for the period presented. Certain information normally included in financial statements prepared in accordance with accounting principles generally accepted in the United States of America have been condensed or omitted. These financial statements do not include income taxes accounting and equity method accounting. The balance sheet at December 31, 2023 has been derived from the audited financial statements of Intercontinental Exchange, Inc. (the ultimate parent company) at that date but does not include all of the information required by generally accepted accounting principles for complete financial statements. These financial statements should be read in conjunction with the Intercontinental Exchange, Inc. financial statements and notes thereto for the year ended December 31, 2023, which are contained in our Annual Report on Form 10-K previously filed with the Securities and Exchange Commission.



Chicago Climate Exchange, Inc.
Balance Sheet
As Of December 31, 2023
(Unaudited)
(In thousands)

CURRENT ASSETS:

Cash and cash equivalents	\$	49
Prepaid Expenses and Other Current Assets		5
Income tax receivable		4
Due from affiliates, net		730
Current assets		788

OTHER NON-CURRENT ASSETS

Investment in subsidiary		33,332
Other non-current assets		33,332
Total assets	\$	34,120

LIABILITIES AND EQUITY:

CURRENT LIABILITIES:

Accounts payable and accrued liabilities	\$	-
Current liabilities		0

NON-CURRENT LIABILITIES:

Deferred tax liabilities - non-current		6,825
Non-current liabilities		6,825
Total liabilities		6,825

EQUITY:

Contributed capital		1,950
Retained earnings		21,838
Accumulated other comprehensive income		3,507
Equity		27,295

Total liabilities and equity	\$	34,120
-------------------------------------	-----------	---------------

of management, the accompanying unaudited financial statements contain all adjustments (consisting of normal recurring adjustments) necessary to fairly present our financial position and results of operations for the period presented. Certain information included in financial statements prepared in accordance with accounting principles generally accepted in the United States of America has been condensed or omitted. These financial statements do not include income taxes accounting and equity method adjustments. The balance sheet at December 31, 2023 has been derived from the audited financial statements of Intercontinental Exchange, Inc. (the parent company) at that date but does not include all of the information required by generally accepted accounting principles. These financial statements should be read in conjunction with the Intercontinental Exchange, Inc. financial statements and notes thereto for the year ended December 31, 2023, which are contained in our Annual Report on Form 10-K filed with the Securities and Exchange Commission.



Chicago Climate Exchange, Inc.
Income Statement
Year Ended December 31, 2023
(Unaudited)
(In thousands)

TOTAL REVENUE	<u>\$ -</u>
OPERATING EXPENSES:	
Selling, general & administration	20
Operating expenses	<u>20</u>
Operating loss	(20)
OTHER EXPENSE:	
Other expense	<u>0</u>
Pre-tax net loss	(20)
Income tax benefit	<u>2,246</u>
Net income	<u><u>\$ 2,226</u></u>

In the opinion of management, the accompanying unaudited financial statements contain all adjustments (consisting of normal recurring adjustments) necessary to fairly present our financial position and results of operations for the period presented. Certain information normally included in financial statements prepared in accordance with accounting principles generally accepted in the United States of America have been condensed or omitted. These financial statements do not include income taxes accounting and equity method accounting. The balance sheet at December 31, 2023 has been derived from the audited financial statements of Intercontinental Exchange, Inc. (the ultimate parent company) at that date but does not include all of the information required by generally accepted accounting principles for complete financial statements. These financial statements should be read in conjunction with the Intercontinental Exchange, Inc. financial statements and notes thereto for the year ended December 31, 2023, which are contained in our Annual Report on Form 10-K previously filed with the Securities and Exchange Commission.



Chicago Climate Futures Exchange, LLC
Balance Sheet
As Of December 31, 2023
(Unaudited)
(in thousands)

CURRENT ASSETS:

Cash and cash equivalents	\$ -
Current assets	-

OTHER NON-CURRENT ASSETS

Investment in subsidiary	2,529
Other non-current assets	2,529

Total Assets	\$ 2,529
---------------------	-----------------

LIABILITIES AND MEMBER EQUITY:

CURRENT LIABILITIES:

Due to affiliates	\$ -
Current liabilities	-
Total liabilities	-

EQUITY:

Retained earnings	2,529
Member Equity	2,529

Total Liabilities and Member Equity	\$ 2,529
--	-----------------

In the opinion of management, the accompanying unaudited financial statements contain all adjustments (consisting of non-recurring adjustments) necessary to fairly present our financial position and results of operations for the period presented. Certain information normally included in financial statements prepared in accordance with accounting principles generally accepted in the United States of America have been condensed or omitted. These financial statements do not include income taxes accounting and equity method accounting. The balance sheet at December 31, 2023 has been derived from the audited financial statements of Intercontinental Exchange, Inc. (the ultimate parent company) at that date but does not include all the information required by generally accepted accounting principles for complete financial statements. These financial statements should be read in conjunction with the Intercontinental Exchange, Inc. financial statements and notes thereto for the year ended December 31, 2023, which are contained in our Annual Report on Form 10-K previously filed with the Securities and Exchange Commission.



Chicago Climate Futures Exchange, LLC
Income Statement
Year Ended December 31, 2023
(Unaudited)
(in thousands)

TOTAL REVENUE	<u>\$ -</u>
OPERATING EXPENSES:	
Selling, general and administrative	-
Operating expenses	<u>-</u>
Net loss	<u>\$ -</u>

In the opinion of management, the accompanying unaudited financial statements contain all adjustments (consisting of normal recurring adjustments) necessary to fairly present our financial position and results of operations for the period presented. Certain information normally included in financial statements prepared in accordance with accounting principles generally accepted in the United States of America have been condensed or omitted. These financial statements do not include income taxes accounting and equity method accounting. The balance sheet at December 31, 2023 has been derived from the audited financial statements of Intercontinental Exchange, Inc. (the ultimate parent company) at that date but does not include all of the information required by generally accepted accounting principles for complete financial statements. These financial statements should be read in conjunction with the Intercontinental Exchange, Inc. financial statements and notes thereto for the year ended December 31, 2023, which are contained in our Annual Report on Form 10-K previously filed with the Securities and Exchange Commission.



CHXBD, LLC
Balance Sheet
As of December 31, 2023
(Unaudited)
(in thousands)

Current assets:

Cash and cash equivalents	\$	-
Due from affiliates, net		-
Current assets		<u>-</u>
Total assets		<u><u>-</u></u>

LIABILITIES and EQUITY

Equity:

Retained earnings		-
Total equity		<u>-</u>
Total liabilities and equity	\$	<u><u>-</u></u>

In the opinion of management, the accompanying unaudited financial statements contain all adjustments (consisting of normal recurring adjustments) necessary to fairly present our financial position and results of operations for the period presented. Certain information normally included in financial statements prepared in accordance with accounting principles generally accepted in the United States of America have been condensed or omitted. These financial statements do not include income taxes accounting and equity method accounting. The balance sheet at December 31, 2023 has been derived from the audited financial statements of Intercontinental Exchange, Inc. (the ultimate parent company) at that date but does not include all of the information required by generally accepted accounting principles for complete financial statements. These financial statements should be read in conjunction with the Intercontinental Exchange, Inc. financial statements and notes thereto for the year ended December 31, 2023, which are contained in our Annual Report on Form 10-K previously filed with the Securities and Exchange Commission.



CHXBD, LLC
Statement of Income
Year Ended December 31, 2023
(Unaudited)
(in thousands)

Revenues:	
Transaction and clearing fees, net	\$ -
Total revenues	<u>-</u>
Expenses:	
Selling, general and administrative	-
Operating expenses	<u>-</u>
Operating loss	<u>-</u>
Pre-tax net loss	-
Income tax benefit	-
Net loss	<u><u>\$ -</u></u>

In the opinion of management, the accompanying unaudited financial statements contain all adjustments (consisting of normal recurring adjustments) necessary to fairly present our financial position and results of operations for the period presented. Certain information normally included in financial statements prepared in accordance with accounting principles generally accepted in the United States of America have been condensed or omitted. These financial statements do not include income taxes accounting and equity method accounting. The balance sheet at December 31, 2023 has been derived from the audited financial statements of Intercontinental Exchange, Inc. (the ultimate parent company) at that date but does not include all of the information required by generally accepted accounting principles for complete financial statements. These financial statements should be read in conjunction with the Intercontinental Exchange, Inc. financial statements and notes thereto for the year ended December 31, 2023, which are contained in our Annual Report on Form 10-K previously filed with the Securities and Exchange Commission.



Collateral Analytics, LLC
BALANCE SHEET
 As of December 31, 2023
 (Unaudited)
 (in thousands)

CURRENT ASSETS:

Accounts receivable, net of allowance	\$	1,811
Prepaid expenses and other current assets		2,234
Income tax receivable		239
Current assets		4,284

PLANT PROPERTY AND EQUIPMENT:

Property and equipment		430
Accumulated depreciation		(12)
Property and equipment, net		418

NON-CURRENT ASSETS:

Other non-current assets		7
Deferred contract costs		137
Other non-current assets		144
Assets		4,846

LIABILITIES and EQUITY:

CURRENT LIABILITIES:

Accounts payable and accrued liabilities	\$	48
Accrued salaries and benefits		130
Other Current Liabilities		318
Deferred revenue		118
Current liabilities		614
Liabilities		614

SHAREHOLDERS EQUITY:

Additional paid-in capital		3,676
Retained earnings		558
Equity		4,234
Total liabilities and equity	\$	4,848

In the opinion of management, the accompanying unaudited financial statements contain all adjustments (consisting of normal recurring adjustments) necessary to fairly present our financial position and results of operations for the period presented. Certain information normally included in financial statements prepared in accordance with accounting principles generally accepted in the United States of America have been condensed or omitted. These financial statements do not include income taxes accounting and equity method accounting. The balance sheet at December 31, 2023 has been derived from the audited financial statements of Intercontinental Exchange, Inc. (the ultimate parent company) at that date but does not include all of the information required by generally accepted accounting principles for complete financial statements. These financial statements should be read in conjunction with the Intercontinental Exchange, Inc. financial statements and notes thereto for the year ended December 31, 2023, which are contained in our Annual Report on Form 10-K previously filed with the Securities and Exchange Commission.



Collateral Analytics, LLC
STATEMENT OF INCOME
Year Ended December 31, 2023⁽¹⁾
(Unaudited)
(in thousands)

Mortgage Technology	\$ 15,723
Total revenue	15,723
Compensation and benefits	9,909
Professional services	91
Technology and communication	2,197
Rent and occupancy	18
Selling, general and administrative	212
Depreciation and amortization	3,013
Affiliate expense	(275)
Operating expenses	15,165
Operating income	558
Net income	558

⁽¹⁾ Entity was acquired September 5, 2023 and only income statement impacts beyond the acquisition date are included in the consolidated statement of income of Intercontinental Exchange, Inc. Statement of income presented above is for calendar-year 2023.

In the opinion of management, the accompanying unaudited financial statements contain all adjustments (consisting of normal recurring adjustments) necessary to fairly present our financial position and results of operations for the period presented. Certain information normally included in financial statements prepared in accordance with accounting principles generally accepted in the United States of America have been condensed or omitted. These financial statements do not include income taxes accounting and equity method accounting. The balance sheet at December 31, 2023 has been derived from the audited financial statements of Intercontinental Exchange, Inc. (the ultimate parent company) at that date but does not include all of the information required by generally accepted accounting principles for complete financial statements. These financial statements should be read in conjunction with the Intercontinental Exchange, Inc. financial statements and notes thereto for the year ended December 31, 2023, which are contained in our Annual Report on Form 10-K previously filed with the Securities and Exchange Commission.



Commodities Exchange Center
Balance Sheet
As Of December 31, 2023
(Unaudited)

ASSETS:

Other assets	1
Total Assets	<u><u>\$ 1</u></u>

LIABILITIES AND MEMBER EQUITY:

MEMBER EQUITY:

Member capital	1
Member equity	<u><u>1</u></u>
Total member equity	<u><u>\$ 1</u></u>

In the opinion of management, the accompanying unaudited financial statements contain all adjustments (consisting of non-recurring adjustments) necessary to fairly present our financial position and results of operations for the period presented. Certain information normally included in financial statements prepared in accordance with accounting principles generally accepted in the United States of America have been condensed or omitted. These financial statements do not include income taxes accounting and equity method accounting. The balance sheet at December 31, 2023 has been derived from the audited financial statements of Intercontinental Exchange, Inc. (the ultimate parent company) at that date but does not include all of the information required by generally accepted accounting principles for complete financial statements. These financial statements should be read in conjunction with the Intercontinental Exchange, Inc. financial statements and notes thereto for the year ended December 31, 2023, which are contained in our Annual Report on Form 10-K previously filed with the Securities and Exchange Commission.



CREDIT MARKET ANALYSIS USA, Inc.
BALANCE SHEET
 As of December 31, 2023
 (Unaudited)
 (in thousands)

CURRENT ASSETS:

Cash and cash equivalents	\$	2,164
Income tax receivable		44
Current assets		2,208

PROPERTY AND EQUIPMENT

Property and equipment cost		1,354
Accumulated depreciation		(1,351)
Property and equipment, net		3

OTHER NON-CURRENT ASSETS:

Deferred tax assets- noncurrent		1,027
Other non-current assets		1,027
Assets		3,238

LIABILITIES and EQUITY:

CURRENT LIABILITIES:

Accrued salaries and benefits		122
Due to affiliates, net		4,180
Current liabilities		4,302

SHAREHOLDERS EQUITY:

Contributed capital		651
Retained deficit		(1,715)
Equity		(1,064)
Total liabilities and equity	\$	3,238

In the opinion of management, the accompanying unaudited financial statements contain all adjustments (consisting of normal recurring adjustments) necessary to fairly present our financial position and results of operations for the period presented. Certain information normally included in financial statements prepared in accordance with accounting principles generally accepted in the United States of America have been condensed or omitted. These financial statements do not include income taxes accounting and equity method accounting. The balance sheet at December 31, 2023 has been derived from the audited financial statements of Intercontinental Exchange, Inc. (the ultimate parent company) at that date but does not include all of the information required by generally accepted accounting principles for complete financial statements. These financial statements should be read in conjunction with the Intercontinental Exchange, Inc. financial statements and notes thereto for the year ended December 31, 2023, which are contained in our Annual Report on Form 10-K previously filed with the Securities and Exchange Commission.



CREDIT MARKET ANALYSIS USA, Inc.
STATEMENT OF INCOME
Year Ended December 31, 2023
(Unaudited)
(in thousands)

Affiliate income	\$ 689
Total revenue	689
Compensation and benefits	693
Rent and Other Occupancy	61
Selling, general and administrative	3
Depreciation and amortization	2
Operating expenses	759
Operating loss	(70)
Other income, net	(2)
Other income, net	(2)
Pre-tax net loss	(72)
Income tax benefit	(15)
Net loss	(57)

In the opinion of management, the accompanying unaudited financial statements contain all adjustments (consisting of normal recurring adjustments) necessary to fairly present our financial position and results of operations for the period presented. Certain information normally included in financial statements prepared in accordance with accounting principles generally accepted in the United States of America have been condensed or omitted. These financial statements do not include income taxes accounting and equity method accounting. The balance sheet at December 31, 2023 has been derived from the audited financial statements of Intercontinental Exchange, Inc. (the ultimate parent company) at that date but does not include all of the information required by generally accepted accounting principles for complete financial statements. These financial statements should be read in conjunction with the Intercontinental Exchange, Inc. financial statements and notes thereto for the year ended December 31, 2023, which are contained in our Annual Report on Form 10-K previously filed with the Securities and Exchange Commission.



CREDITEX GROUP, INC.
BALANCE SHEET
As of December 31, 2023
(Unaudited)
(in thousands)

CURRENT ASSETS:			
Cash and cash equivalents		\$	13,493
Prepaid expenses and other current assets			80
Current income tax receivable			242
	Current assets		<u>13,815</u>
PLANT PROPERTY AND EQUIPMENT:			
Operating Lease Right of Use Asset			2,452
Property and equipment cost			43,072
Accumulated depreciation			(34,038)
	Property and equipment, net		<u>11,486</u>
OTHER NON-CURRENT ASSETS:			
Goodwill			358,772
Other noncurrent assets			582
	Other non-current assets		<u>359,354</u>
	Assets		<u><u>384,655</u></u>
LIABILITIES and EQUITY:			
CURRENT LIABILITIES:			
Accounts payable and accrued liabilities			151
Accrued salaries and benefits			7,534
Other Current Liabilities			1,180
Due to affiliates, net			13,076
	Current liabilities		<u>21,941</u>
NON-CURRENT LIABILITIES:			
Deferred tax liabilities - noncurrent			32,902
Other Non Current Liabilities			1,316
	Non-current liabilities		<u>34,218</u>
	Liabilities		<u>56,159</u>
EQUITY:			
Additional Paid in Capital			44,340
Contributed capital			407,326
Retained deficit			(124,863)
Accumulated other comprehensive income			1,693
	Equity		<u>328,496</u>
	Total liabilities and equity	\$	<u><u>384,655</u></u>

In the opinion of management, the accompanying unaudited financial statements contain all adjustments (consisting of normal recurring adjustments) necessary to fairly present our financial position and results of operations for the period presented. Certain information normally included in financial statements prepared in accordance with accounting principles generally accepted in the United States of America have been condensed or omitted. These financial statements do not include income taxes accounting and equity method accounting. The balance sheet at December 31, 2023 has been derived from the audited financial statements of Intercontinental Exchange, Inc. (the ultimate parent company) at that date but does not include all of the information required by generally accepted accounting principles for complete financial statements. These financial statements should be read in conjunction with the Intercontinental Exchange, Inc. financial statements and notes thereto for the year ended December 31, 2023, which are contained in our Annual Report on Form 10-K previously filed with the Securities and Exchange Commission.



CREDITEX GROUP, INC.
STATEMENT OF INCOME
Year Ended December 31, 2023
(Unaudited)
(In thousands)

Total Fixed Income & Data Services Revenues	\$	62
Affiliate revenue		31,072
Total revenue		<u>31,134</u>
Compensation and benefits		27,569
Professional services		193
Technology and communications		293
Rent and other occupancy		1,031
Selling, general & administration		432
Amortization & depreciation expense		5,633
Service & license fees to affiliate		4,750
Operating expenses		<u>39,901</u>
Operating loss		<u>(8,767)</u>
Interest income		379
Interest income from affiliates		2,298
Other income, net		69
Other income, net		<u>2,746</u>
Pre-tax net loss		(6,021)
Income tax expense		1,490
Net loss	\$	<u><u>(7,511)</u></u>

In the opinion of management, the accompanying unaudited financial statements contain all adjustments (consisting of normal recurring adjustments) necessary to fairly present our financial position and results of operations for the period presented. Certain information normally included in financial statements prepared in accordance with accounting principles generally accepted in the United States of America have been condensed or omitted. These financial statements do not include income taxes accounting and equity method accounting. The balance sheet at December 31, 2023 has been derived from the audited financial statements of Intercontinental Exchange, Inc. (the ultimate parent company) at that date but does not include all of the information required by generally accepted accounting principles for complete financial statements. These financial statements should be read in conjunction with the Intercontinental Exchange, Inc. financial statements and notes thereto for the year ended December 31, 2023, which are contained in our Annual Report on Form 10-K previously filed with the Securities and Exchange Commission.



Creditex Holdco, LLC
Balance Sheet
As Of December 31, 2023
(Unaudited)

ASSETS:

Other assets	\$	1
Total assets		1

LIABILITIES AND EQUITY:

EQUITY:

Member capital		1
Member equity		1
Total Equity	\$	1

In the opinion of management, the accompanying unaudited financial statements contain all adjustments (consisting of normal recurring adjustments) necessary to fairly present our financial position and results of operations for the period presented. Certain information normally included in financial statements prepared in accordance with accounting principles generally accepted in the United States of America have been condensed or omitted. These financial statements do not include income taxes accounting and equity method accounting. The balance sheet at December 31, 2023 has been derived from the audited financial statements of Intercontinental Exchange, Inc. (the ultimate parent company) at that date but does not include all of the information required by generally accepted accounting principles for complete financial statements. These financial statements should be read in conjunction with the Intercontinental Exchange, Inc. financial statements and notes thereto for the year ended December 31, 2023, which are contained in our Annual Report on Form 10-K previously filed with the Securities and Exchange Commission.



CREDITEX, LLC
BALANCE SHEET
As of December 31, 2023
(Unaudited)
(In thousands)

ASSETS:

Cash and cash equivalents	\$	1,231
Accounts receivable, net of allowance		1,621
Due from affiliates, net		91,812
Assets	\$	94,664

LIABILITIES and EQUITY:

CURRENT LIABILITIES:

Accounts payable and accrued liabilities	\$	-
Current liabilities		-
Liabilities		-

Contributed capital		90,241
Retained earnings		4,423
Equity	\$	94,664
Total liabilities and equity	\$	94,664

In the opinion of management, the accompanying unaudited financial statements contain all adjustments (consisting of normal recurring adjustments) necessary to fairly present our financial position and results of operations for the period presented. Certain information normally included in financial statements prepared in accordance with accounting principles generally accepted in the United States of America have been condensed or omitted. These financial statements do not include income taxes accounting and equity method accounting. The balance sheet at December 31, 2023 has been derived from the audited financial statements of Intercontinental Exchange, Inc. (the ultimate parent company) at that date but does not include all of the information required by generally accepted accounting principles for complete financial statements. These financial statements should be read in conjunction with the Intercontinental Exchange, Inc. financial statements and notes thereto for the year ended December 31, 2023, which are contained in our Annual Report on Form 10-K previously filed with the Securities and Exchange Commission.



CREDITEX, LLC
STATEMENT OF INCOME
Year Ended December 31, 2023
(Unaudited)
(In thousands)

Fixed Income & Data Services Revenues	\$ 4,262
Total revenue	<u>4,262</u>
Selling, general & administration	223
Affiliate expense	93
Operating expenses	<u>316</u>
Operating income	3,946
Other income, net	27
Pre-tax net income	3,973
Net income	<u>\$ 3,973</u>

In the opinion of management, the accompanying unaudited financial statements contain all adjustments (consisting of normal recurring adjustments) necessary to fairly present our financial position and results of operations for the period presented. Certain information normally included in financial statements prepared in accordance with accounting principles generally accepted in the United States of America have been condensed or omitted. These financial statements do not include income taxes accounting and equity method accounting. The balance sheet at December 31, 2023 has been derived from the audited financial statements of Intercontinental Exchange, Inc. (the ultimate parent company) at that date but does not include all of the information required by generally accepted accounting principles for complete financial statements. These financial statements should be read in conjunction with the Intercontinental Exchange, Inc. financial statements and notes thereto for the year ended December 31, 2023, which are contained in our Annual Report on Form 10-K previously filed with the Securities and Exchange Commission.



CREDITTRADE, INC.
BALANCE SHEET
As of December 31, 2023
(Unaudited)

CURRENT ASSETS:

Income Tax Receivable	3
Due from affiliates, net	6,592
Current Assets	<u>6,595</u>

OTHER NONCURRENT ASSETS:

Deferred tax asset - noncurrent	\$ 544
Other noncurrent assets	<u>544</u>
Assets	<u>\$ 7,139</u>

LIABILITIES and EQUITY:

CURRENT LIABILITIES:

Due to affiliates, net	-
Current liabilities	<u>-</u>

EQUITY:

Contributed Capital	201,492
Retained deficit	(194,935)
Accumulated other comprehensive income	582
Equity	<u>7,139</u>
Total liabilities and equity	<u>\$ 7,139</u>

In the opinion of management, the accompanying unaudited financial statements contain all adjustments (consisting of normal recurring adjustments) necessary to fairly present our financial position and results of operations for the period presented. Certain information normally included in financial statements prepared in accordance with accounting principles generally accepted in the United States of America have been condensed or omitted. These financial statements do not include income taxes accounting and equity method accounting. The balance sheet at December 31, 2023 has been derived from the audited financial statements of Intercontinental Exchange, Inc. (the ultimate parent company) at that date but does not include all of the information required by generally accepted accounting principles for complete financial statements. These financial statements should be read in conjunction with the Intercontinental Exchange, Inc. financial statements and notes thereto for the year ended December 31, 2023, which are contained in our Annual Report on Form 10-K previously filed with the Securities and Exchange Commission.



CREDITTRADE, INC.
STATEMENT OF INCOME
Year Ended December 31, 2023
(Unaudited)
(In thousands)

Total revenue	\$ -
Operating expenses	<u>-</u>
Operating income	<u>-</u>
Other income, net	<u>45</u>
Pre-tax net income	45
Income tax expense	<u>359</u>
Net loss	<u>\$ (314)</u>

In the opinion of management, the accompanying unaudited financial statements contain all adjustments (consisting of normal recurring adjustments) necessary to fairly present our financial position and results of operations for the period presented. Certain information normally included in financial statements prepared in accordance with accounting principles generally accepted in the United States of America have been condensed or omitted. These financial statements do not include income taxes accounting and equity method accounting. The balance sheet at December 31, 2023 has been derived from the audited financial statements of Intercontinental Exchange, Inc. (the ultimate parent company) at that date but does not include all of the information required by generally accepted accounting principles for complete financial statements. These financial statements should be read in conjunction with the Intercontinental Exchange, Inc. financial statements and notes thereto for the year ended December 31, 2023, which are contained in our Annual Report on Form 10-K previously filed with the Securities and Exchange Commission.



DCFB LLC
Balance Sheet
As Of December 31, 2023
(Unaudited)

ASSETS:

Other assets	1
Total assets	<u><u>\$ 1</u></u>

LIABILITIES AND EQUITY:

EQUITY:

Member capital	1
Equity	<u><u>1</u></u>
Total equity	<u><u>\$ 1</u></u>

In the opinion of management, the accompanying unaudited financial statements contain all adjustments (consisting of non-recurring adjustments) necessary to fairly present our financial position and results of operations for the period presented. Certain information normally included in financial statements prepared in accordance with accounting principles generally accepted in the United States of America have been condensed or omitted. These financial statements do not include income taxes accounting and equity method accounting. The balance sheet at December 31, 2023 has been derived from the audited financial statements of Intercontinental Exchange, Inc. (the ultimate parent company) at that date but does not include all of the information required by generally accepted accounting principles for complete financial statements. These financial statements should be read in conjunction with the Intercontinental Exchange, Inc. financial statements and notes thereto for the year ended December 31, 2023, which are contained in our Annual Report on Form 10-K previously filed with the Securities and Exchange Commission.



eCops, LLC
Balance Sheet
As Of December 31, 2023
(Unaudited)

ASSETS:

Other assets	1
Total assets	\$ 1

LIABILITIES AND MEMBER EQUITY:

MEMBER EQUITY:

Member capital	1
Member Equity	1
Total Member Equity	\$ 1

In the opinion of management, the accompanying unaudited financial statements contain all adjustments (consisting of non-recurring adjustments) necessary to fairly present our financial position and results of operations for the period presented. Certain information normally included in financial statements prepared in accordance with accounting principles generally accepted in the United States of America have been condensed or omitted. These financial statements do not include income taxes accounting and equity method accounting. The balance sheet at December 31, 2023 has been derived from the audited financial statements of Intercontinental Exchange, Inc. (the ultimate parent company) at that date but does not include all of the information required by generally accepted accounting principles for complete financial statements. These financial statements should be read in conjunction with the Intercontinental Exchange, Inc. financial statements and notes thereto for the year ended December 31, 2023, which are contained in our Annual Report on Form 10-K previously filed with the Securities and Exchange Commission.



Electric Railroad LLC
Balance Sheet
As Of December 31, 2023
(Unaudited)

ASSETS:

Other assets	1
Total assets	\$ 1

LIABILITIES AND EQUITY:

EQUITY:

Member capital	1
Equity	1
Total equity	\$ 1

In the opinion of management, the accompanying unaudited financial statements contain all adjustments (consisting of non-recurring adjustments) necessary to fairly present our financial position and results of operations for the period presented. Certain information normally included in financial statements prepared in accordance with accounting principles generally accepted in the United States of America have been condensed or omitted. These financial statements do not include income taxes accounting and equity method accounting. The balance sheet at December 31, 2023 has been derived from the audited financial statements of Intercontinental Exchange, Inc. (the ultimate parent company) at that date but does not include all of the information required by generally accepted accounting principles for complete financial statements. These financial statements should be read in conjunction with the Intercontinental Exchange, Inc. financial statements and notes thereto for the year ended December 31, 2023, which are contained in our Annual Report on Form 10-K previously filed with the Securities and Exchange Commission.



eMBS LLC
BALANCE SHEET
As of December 31, 2023
(Unaudited)
(in thousands)

CURRENT ASSETS:

Other current assets		\$ -
	Current assets	<u>-</u>
	Assets	<u><u>-</u></u>

LIABILITIES and EQUITY:

CURRENT LIABILITIES:

Due to affiliates		10,226
	Current liabilities	<u>10,226</u>
	Liabilities	<u>10,226</u>

SHAREHOLDERS EQUITY:

Additional paid-in capital		(9,331)
Retained earnings		(895)
	Equity	<u>(10,226)</u>
	Total liabilities and equity	<u><u>\$ -</u></u>

In the opinion of management, the accompanying unaudited financial statements contain all adjustments (consisting of normal recurring adjustments) necessary to fairly present our financial position and results of operations for the period presented. Certain information normally included in financial statements prepared in accordance with accounting principles generally accepted in the United States of America have been condensed or omitted. These financial statements do not include income taxes accounting and equity method accounting. The balance sheet at December 31, 2023 has been derived from the audited financial statements of Intercontinental Exchange, Inc. (the ultimate parent company) at that date but does not include all of the information required by generally accepted accounting principles for complete financial statements. These financial statements should be read in conjunction with the Intercontinental Exchange, Inc. financial statements and notes thereto for the year ended December 31, 2023, which are contained in our Annual Report on Form 10-K previously filed with the Securities and Exchange Commission.



eMBS LLC
STATEMENT OF INCOME
Year Ended December 31, 2023
(Unaudited)
(in thousands)

Mortgage Technology	\$ -
Total revenue	<u>-</u>
Technology and communication	7
Depreciation and amortization	888
Operating expenses	<u>895</u>
Operating loss	<u>(895)</u>
Net loss	<u>(895)</u>

⁽¹⁾ Entity was acquired September 5, 2023 and only income statement impacts beyond the acquisition date are included in the consolidated statement of income of Intercontinental Exchange, Inc.. Statement of income presented above is for calendar-year 2023.

In the opinion of management, the accompanying unaudited financial statements contain all adjustments (consisting of normal recurring adjustments) necessary to fairly present our financial position and results of operations for the period presented. Certain information normally included in financial statements prepared in accordance with accounting principles generally accepted in the United States of America have been condensed or omitted. These financial statements do not include income taxes accounting and equity method accounting. The balance sheet at December 31, 2023 has been derived from the audited financial statements of Intercontinental Exchange, Inc. (the ultimate parent company) at that date but does not include all of the information required by generally accepted accounting principles for complete financial statements. These financial statements should be read in conjunction with the Intercontinental Exchange, Inc. financial statements and notes thereto for the year ended December 31, 2023, which are contained in our Annual Report on Form 10-K previously filed with the Securities and Exchange Commission.



Enterprises Aviation, LLC
Balance Sheet
As Of December 31, 2023
(Unaudited)
(In thousands)

CURRENT ASSETS:

Prepaid expenses and other current assets	134
Income Tax Receivable	70
Due from affiliate, net	2,136
Current assets	2,340

NON-CURRENT ASSETS:

Deferred Tax Asset	80
Non-current assets	80

Total assets	\$ 2,420
---------------------	-----------------

LIABILITIES and EQUITY:

CURRENT LIABILITIES:

Accounts payable and accrued liabilities	30
Accrued salaries and benefits	269
Current liabilities	299

EQUITY:

Contributed capital	1,394
Retained earnings	727
Equity	2,121

Total liability and equity	\$ 2,420
-----------------------------------	-----------------

In the opinion of management, the accompanying unaudited financial statements contain all adjustments (consisting of normal recurring adjustments) necessary to fairly present our financial position and results of operations for the period presented. Certain information normally included in financial statements prepared in accordance with accounting principles generally accepted in the United States of America have been condensed or omitted. These financial statements do not include income taxes accounting and equity method accounting. The balance sheet at December 31, 2023 has been derived from the audited financial statements of Intercontinental Exchange, Inc. (the ultimate parent company) at that date but does not include all of the information required by generally accepted accounting principles for complete financial statements. These financial statements should be read in conjunction with the Intercontinental Exchange, Inc. financial statements and notes thereto for the year ended December 31, 2023, which are contained in our Annual Report on Form 10-K previously filed with the Securities and Exchange Commission.



Enterprises Aviation, LLC
Income Statement
Year Ended December 31, 2023
(Unaudited)
(In thousands)

TOTAL REVENUE	<u>\$ -</u>
OPERATING EXPENSES:	
Selling, general and administrative	(8)
Operating expenses	<u>(8)</u>
Pre-tax net loss	<u>8</u>
Income tax benefit	<u>32</u>
Net Loss	<u><u>\$ (24)</u></u>

In the opinion of management, the accompanying unaudited financial statements contain all adjustments (consisting of normal recurring adjustments) necessary to fairly present our financial position and results of operations for the period presented. Certain information normally included in financial statements prepared in accordance with accounting principles generally accepted in the United States of America have been condensed or omitted. These financial statements do not include income taxes accounting and equity method accounting. The balance sheet at December 31, 2023 has been derived from the audited financial statements of Intercontinental Exchange, Inc. (the ultimate parent company) at that date but does not include all of the information required by generally accepted accounting principles for complete financial statements. These financial statements should be read in conjunction with the Intercontinental Exchange, Inc. financial statements and notes thereto for the year ended December 31, 2023, which are contained in our Annual Report on Form 10-K previously filed with the Securities and Exchange Commission.



essDOCS Amercias Limited
Balance Sheet
As of December 31, 2023
(Unaudited)
(in thousands)

CURRENT ASSETS:		
Cash and cash equivalents	\$	4
Income Tax Receivable		-
Current assets		<u>4</u>
Total assets	<u>\$</u>	<u>4</u>
LIABILITIES and EQUITY:		
CURRENT LIABILITIES:		
Accounts Payable and Accrued Liabilites		-
Due to affiliates, net	\$	576
Current liabilities		<u>576</u>
NONCURRENT LIABILITIES:		
Deferred Tax Liabilities Non Current		22
Noncurrent liabilities		<u>22</u>
Total liabilities	<u>\$</u>	<u>598</u>
EQUITY:		
Retained deficit		(594)
Total equity		<u>(594)</u>
Total liabilities and equity	<u>\$</u>	<u>4</u>

In the opinion of management, the accompanying unaudited financial statements contain all adjustments (consisting of normal recurring adjustments) necessary to fairly present our financial position and results of operations for the period presented. Certain information normally included in financial statements prepared in accordance with accounting principles generally accepted in the United States of America have been condensed or omitted. These financial statements do not include income taxes accounting and equity method accounting. The balance sheet at December 31, 2023 has been derived from the audited financial statements of Intercontinental Exchange, Inc. (the ultimate parent company) at that date but does not include all of the information required by generally accepted accounting principles for complete financial statements. These financial statements should be read in conjunction with the Intercontinental Exchange, Inc. financial statements and notes thereto for the year ended December 31, 2023, which are contained in our Annual Report on Form 10-K previously filed with the Securities and Exchange Commission.



essDOCS Amercias Limited
Statement of Income
Year Ended December 31, 2023
(Unaudited)
(in thousands)

Revenue:

Transaction fees, net

-

Total Revenue

-

Expenses:

Professional services

(1)

Operating expenses

(1)

Other Income Net

-

Operating income

1

Income Tax Expense

1

Net income

\$ -

In the opinion of management, the accompanying unaudited financial statements contain all adjustments (consisting of normal recurring adjustments) necessary to fairly present our financial position and results of operations for the period presented. Certain information normally included in financial statements prepared in accordance with accounting principles generally accepted in the United States of America have been condensed or omitted. These financial statements do not include income taxes accounting and equity method accounting. The balance sheet at December 31, 2023 has been derived from the audited financial statements of Intercontinental Exchange, Inc. (the ultimate parent company) at that date but does not include all of the information required by generally accepted accounting principles for complete financial statements. These financial statements should be read in conjunction with the Intercontinental Exchange, Inc. financial statements and notes thereto for the year ended December 31, 2023, which are contained in our Annual Report on Form 10-K previously filed with the Securities and Exchange Commission.



FINRA/NYSE Trade Reporting Facility LLC
Balance Sheet
As Of December 31, 2023
(Unaudited)

ASSETS:

Other assets	1
Total assets	<u><u>\$ 1</u></u>

LIABILITIES AND EQUITY:

EQUITY:

Member capital	1
Equity	<u><u>1</u></u>
Total equity	<u><u>\$ 1</u></u>

In the opinion of management, the accompanying unaudited financial statements contain all adjustments (consisting of non-recurring adjustments) necessary to fairly present our financial position and results of operations for the period presented. Certain information normally included in financial statements prepared in accordance with accounting principles generally accepted in the United States of America have been condensed or omitted. These financial statements do not include income taxes accounting and equity method accounting. The balance sheet at December 31, 2023 has been derived from the audited financial statements of Intercontinental Exchange, Inc. (the ultimate parent company) at that date but does not include all of the information required by generally accepted accounting principles for complete financial statements. These financial statements should be read in conjunction with the Intercontinental Exchange, Inc. financial statements and notes thereto for the year ended December 31, 2023, which are contained in our Annual Report on Form 10-K previously filed with the Securities and Exchange Commission.



Guaranty Clearing Corporation
Balance Sheet
As Of December 31, 2023
(Unaudited)

ASSETS:

Other assets	\$	1
Total assets		1

LIABILITIES AND EQUITY:

EQUITY:

Member capital		1
Equity		1
Total equity	\$	1

In the opinion of management, the accompanying unaudited financial statements contain all adjustments (consisting of non-recurring adjustments) necessary to fairly present our financial position and results of operations for the period presented. Certain information normally included in financial statements prepared in accordance with accounting principles generally accepted in the United States of America have been condensed or omitted. These financial statements do not include income taxes accounting and equity method accounting. The balance sheet at December 31, 2023 has been derived from the audited financial statements of Intercontinental Exchange, Inc. (the ultimate parent company) at that date but does not include all of the information required by generally accepted accounting principles for complete financial statements. These financial statements should be read in conjunction with the Intercontinental Exchange, Inc. financial statements and notes thereto for the year ended December 31, 2023, which are contained in our Annual Report on Form 10-K previously filed with the Securities and Exchange Commission.



Hawk Enterprises 1, Inc.
Balance Sheet
As Of December 31, 2023
(Unaudited)

ASSETS:

Other assets		1
Total assets	\$	1

LIABILITIES AND EQUITY:

EQUITY:

Member capital		1
Equity		1
Total equity	\$	1

In the opinion of management, the accompanying unaudited financial statements contain all adjustments (consisting of non-recurring adjustments) necessary to fairly present our financial position and results of operations for the period presented. Certain information normally included in financial statements prepared in accordance with accounting principles generally accepted in the United States of America have been condensed or omitted. These financial statements do not include income taxes accounting and equity method accounting. The balance sheet at December 31, 2023 has been derived from the audit financial statements of Intercontinental Exchange, Inc. (the ultimate parent company) at that date but does not include all of the information required by generally accepted accounting principles for complete financial statements. These financial statements should be read in conjunction with the Intercontinental Exchange, Inc. financial statements and notes thereto for the year ended December 31, 2023, which are contained in our Annual Report on Form 10-K previously filed with the Securities and Exchange Commission.



Hawk Enterprises 2, LLC
Balance Sheet
As Of December 31, 2023
(Unaudited)

ASSETS:

Other assets		1
Total assets	\$	1

LIABILITIES AND EQUITY:

EQUITY:

Member capital		1
Equity		1
Total equity	\$	1

In the opinion of management, the accompanying unaudited financial statements contain all adjustments (consisting of non-recurring adjustments) necessary to fairly present our financial position and results of operations for the period presented. Certain information normally included in financial statements prepared in accordance with accounting principles generally accepted in the United States of America have been condensed or omitted. These financial statements do not include income taxes accounting and equity method accounting. The balance sheet at December 31, 2023 has been derived from the audit financial statements of Intercontinental Exchange, Inc. (the ultimate parent company) at that date but does not include all of the information required by generally accepted accounting principles for complete financial statements. These financial statements should be read in conjunction with the Intercontinental Exchange, Inc. financial statements and notes thereto for the year ended December 31, 2023, which are contained in our Annual Report on Form 10-K previously filed with the Securities and Exchange Commission.



Hercules Solutions LLC
Balance Sheet
As of December 31, 2023
(Unaudited)
(in thousands)

NONCURRENT ASSETS:	
Other Intangibles, Net	2,969
Investment in subsidiary	151
Noncurrent assets	<u>3,120</u>
Total assets	<u>\$ 3,120</u>
LIABILITIES and EQUITY:	
CURRENT LIABILITIES:	
Due to affiliates, net	\$ 336
Current liabilities	<u>336</u>
Total liabilities	<u>\$ 336</u>
EQUITY:	
Retained earnings	2,784
Total equity	<u>2,784</u>
Total liabilities and equity	<u>\$ 3,120</u>

In the opinion of management, the accompanying unaudited financial statements contain all adjustments (consisting of normal recurring adjustments) necessary to fairly present our financial position and results of operations for the period presented. Certain information normally included in financial statements prepared in accordance with accounting principles generally accepted in the United States of America have been condensed or omitted. These financial statements do not include income taxes accounting and equity method accounting. The balance sheet at December 31, 2023 has been derived from the audited financial statements of Intercontinental Exchange, Inc. (the ultimate parent company) at that date but does not include all of the information required by generally accepted accounting principles for complete financial statements. These financial statements should be read in conjunction with the Intercontinental Exchange, Inc. financial statements and notes thereto for the year ended December 31, 2023, which are contained in our Annual Report on Form 10-K previously filed with the Securities and Exchange Commission.



Hercules Solutions LLC
Statement of Income
Year Ended December 31, 2023
(Unaudited)
(in thousands)

Revenue:

OTC Revenue

-

Total Revenue

-

Expenses:

Technology and communications

66

Rent and Other Occupancy

5

Amortization and depreciation

1,187

Operating expenses

1,258

Operating loss

(1,258)

Net loss

\$ (1,258)

In the opinion of management, the accompanying unaudited financial statements contain all adjustments (consisting of normal recurring adjustments) necessary to fairly present our financial position and results of operations for the period presented. Certain information normally included in financial statements prepared in accordance with accounting principles generally accepted in the United States of America have been condensed or omitted. These financial statements do not include income taxes accounting and equity method accounting. The balance sheet at December 31, 2023 has been derived from the audited financial statements of Intercontinental Exchange, Inc. (the ultimate parent company) at that date but does not include all of the information required by generally accepted accounting principles for complete financial statements. These financial statements should be read in conjunction with the Intercontinental Exchange, Inc. financial statements and notes thereto for the year ended December 31, 2023, which are contained in our Annual Report on Form 10-K previously filed with the Securities and Exchange Commission.



Highway Networks LLC
Balance Sheet
As Of December 31, 2023
(Unaudited)

ASSETS:

Other assets	1
Total assets	<u><u>\$ 1</u></u>

LIABILITIES AND EQUITY:

EQUITY:

Member capital	1
Equity	<u><u>1</u></u>
Total equity	<u><u>\$ 1</u></u>

In the opinion of management, the accompanying unaudited financial statements contain all adjustments (consisting of non-recurring adjustments) necessary to fairly present our financial position and results of operations for the period presented. Certain information normally included in financial statements prepared in accordance with accounting principles generally accepted in the United States of America have been condensed or omitted. These financial statements do not include income taxes accounting and equity method accounting. The balance sheet at December 31, 2023 has been derived from the audited financial statements of Intercontinental Exchange, Inc. (the ultimate parent company) at that date but does not include all of the information required by generally accepted accounting principles for complete financial statements. These financial statements should be read in conjunction with the Intercontinental Exchange, Inc. financial statements and notes thereto for the year ended December 31, 2023, which are contained in our Annual Report on Form 10-K previously filed with the Securities and Exchange Commission.



ICE 4165, LLC
Balance Sheet
As Of December 31, 2023
(Unaudited)
(in thousands)

OTHER NON-CURRENT ASSETS:

Operating Lease Right of Use Asset	1,032
Property and Equipment	12,674
Accumulated depreciation	(4,284)
Other Non Current Assets	13
Non-current assets	<u>9,435</u>
Total assets	<u>9,435</u>

LIABILITIES and EQUITY:

CURRENT LIABILITIES:

Accrued payable and Accrued Liabilities	\$ 43
Other Current Liabilities	61
Due to affiliates, net	1,448
Current liabilities	<u>1,552</u>

NON CURRENT LIABILITIES:

Other Non current liabilities	\$ 989
Non Current liabilities	<u>989</u>

EQUITY:

Member capital	6,894
Equity	<u>6,894</u>
Total liabilities and equity	<u>\$ 9,435</u>

In the opinion of management, the accompanying unaudited financial statements contain all adjustments (consisting of normal recurring adjustments) necessary to fairly present our financial position and results of operations for the period presented. Certain information normally included in financial statements prepared in accordance with accounting principles generally accepted in the United States of America have been condensed or omitted. These financial statements do not include income taxes accounting and equity method accounting. The balance sheet at December 31, 2023 has been derived from the audited financial statements of Intercontinental Exchange, Inc. (the ultimate parent company) at that date but does not include all of the information required by generally accepted accounting principles for complete financial statements. These financial statements should be read in conjunction with the Intercontinental Exchange, Inc. financial statements and notes thereto for the year ended December 31, 2023, which are contained in our Annual Report on Form 10-K previously filed with the Securities and Exchange Commission.



ICE 4165, LLC
Statement of Income
Year Ended December 31, 2023
(Unaudited)
(in thousands)

Revenue:	
Total Revenue	<u> </u> -
Expenses:	
Selling, general, and administrative	196
Amortization and Depreciation	<u>670</u>
Operating expenses	<u>866</u>
Operating loss	<u>(866)</u>
Pre-tax net loss	(866)
Income tax expense	<u>0</u>
Net loss	<u>\$ (866)</u>

In the opinion of management, the accompanying unaudited financial statements contain all adjustments (consisting of normal recurring adjustments) necessary to fairly present our financial position and results of operations for the period presented. Certain information normally included in financial statements prepared in accordance with accounting principles generally accepted in the United States of America have been condensed or omitted. These financial statements do not include income taxes accounting and equity method accounting. The balance sheet at December 31, 2023 has been derived from the audited financial statements of Intercontinental Exchange, Inc. (the ultimate parent company) at that date but does not include all of the information required by generally accepted accounting principles for complete financial statements. These financial statements should be read in conjunction with the Intercontinental Exchange, Inc. financial statements and notes thereto for the year ended December 31, 2023, which are contained in our Annual Report on Form 10-K previously filed with the Securities and Exchange Commission.



ICE 5660, LLC
Balance Sheet
As Of December 31, 2023
(Unaudited)
(in thousands)

PROPERTY PLANT AND EQUIPMENT:

Property and equipment cost	142,536
Accumulated depreciation	(74,854)
Property and equipment, net	<u>67,682</u>

NON-CURRENT ASSETS

Other non-current assets	138
Non-current assets	<u>138</u>

Total assets	<u>\$ 67,820</u>
---------------------	------------------

LIABILITIES AND EQUITY:

CURRENT LIABILITIES:

Accounts payable and accrued liabilities	\$ 897
Due to affiliate, net	9,417
Current liabilities	<u>10,314</u>

Total liabilities	<u>10,314</u>
--------------------------	---------------

EQUITY:

Contributed capital	37,776
Retained earnings	19,730
Equity	<u>57,506</u>

Total liabilities and equity	<u>\$ 67,820</u>
-------------------------------------	------------------

In the opinion of management, the accompanying unaudited financial statements contain all adjustments (consisting of normal recurring adjustments) necessary to fairly present our financial position and results of operations for the period presented. Certain information normally included in financial statements prepared in accordance with accounting principles generally accepted in the United States of America have been condensed or omitted. These financial statements do not include income taxes accounting and equity method accounting. The balance sheet at December 31, 2023 has been derived from the audited financial statements of Intercontinental Exchange, Inc. (the ultimate parent company) at that date but does not include all of the information required by generally accepted accounting principles for complete financial statements. These financial statements should be read in conjunction with the Intercontinental Exchange, Inc. financial statements and notes thereto for the year ended December 31, 2023, which are contained in our Annual Report on Form 10-K previously filed with the Securities and Exchange Commission.



ICE 5660, LLC
Income Statement
Year Ended December 31, 2023
(Unaudited)
(in thousands)

OPERATING EXPENSES:

Professional Services	711
Rent and other occupancy	4,046
Selling, general and administrative	2,120
Amortization and depreciation expense	6,604
Operating expenses	13,481
Net loss	\$ (13,481)

In the opinion of management, the accompanying unaudited financial statements contain all adjustments (consisting of normal recurring adjustments) necessary to fairly present our financial position and results of operations for the period presented. Certain information normally included in financial statements prepared in accordance with accounting principles generally accepted in the United States of America have been condensed or omitted. These financial statements do not include income taxes accounting and equity method accounting. The balance sheet at December 31, 2023 has been derived from the audited financial statements of Intercontinental Exchange, Inc. (the ultimate parent company) at that date but does not include all of the information required by generally accepted accounting principles for complete financial statements. These financial statements should be read in conjunction with the Intercontinental Exchange, Inc. financial statements and notes thereto for the year ended December 31, 2023, which are contained in our Annual Report on Form 10-K previously filed with the Securities and Exchange Commission.



ICE Atrium Inc.
BALANCE SHEET
As of December 31, 2023
(Unaudited)
(in thousands)

CURRENT ASSETS:

Cash and cash equivalents	\$	931
Income Tax receivable		29
Prepaid expenses and other current assets		167
Current assets		1,127

PLANT PROPERTY AND EQUIPMENT:

Property and equipment		1,890
Accumulated depreciation		(1,649)
Property and equipment, net		241

NON-CURRENT ASSETS:

Goodwill		1,126
Deferred tax assets - noncurrent		689
Other non-current assets		1,815
Assets		3,183

LIABILITIES and EQUITY:

CURRENT LIABILITIES:

Accounts payable and accrued liabilities		56
Accrued salaries and benefits		308
Due to affiliates, net		20,256
Current liabilities		20,620
Liabilities		20,620

SHAREHOLDERS EQUITY:

Contributed capital		497
Retained deficit		(17,934)
Equity		(17,437)
Total liabilities and equity	\$	3,183

In the opinion of management, the accompanying unaudited financial statements contain all adjustments (consisting of normal recurring adjustments) necessary to fairly present our financial position and results of operations for the period presented. Certain information normally included in financial statements prepared in accordance with accounting principles generally accepted in the United States of America have been condensed or omitted. These financial statements do not include income taxes accounting and equity method accounting. The balance sheet at December 31, 2023 has been derived from the audited financial statements of Intercontinental Exchange, Inc. (the ultimate parent company) at that date but does not include all of the information required by generally accepted accounting principles for complete financial statements. These financial statements should be read in conjunction with the Intercontinental Exchange, Inc. financial statements and notes thereto for the year ended December 31, 2023, which are contained in our Annual Report on Form 10-K previously filed with the Securities and Exchange Commission.



ICE Atrium Inc.
STATEMENT OF INCOME
Year Ended December 31, 2023
(Unaudited)
(in thousands)

Data services fees, net	\$ -
Total revenue	0
Compensation and benefits	1,483
Professional Services	(1)
Technology and communication	838
Rent and occupancy	121
Selling, general and administrative	7
Depreciation and amortization	187
Affiliate expense	431
Operating expenses	3,066
Operating loss	(3,066)
Other expense (income), net	33
Other expense, net	33
Pre-tax net loss	(3,099)
Income tax benefit	588
Net loss	(2,511)

In the opinion of management, the accompanying unaudited financial statements contain all adjustments (consisting of normal recurring adjustments) necessary to fairly present our financial position and results of operations for the period presented. Certain information normally included in financial statements prepared in accordance with accounting principles generally accepted in the United States of America have been condensed or omitted. These financial statements do not include income taxes accounting and equity method accounting. The balance sheet at December 31, 2023 has been derived from the audited financial statements of Intercontinental Exchange, Inc. (the ultimate parent company) at that date but does not include all of the information required by generally accepted accounting principles for complete financial statements. These financial statements should be read in conjunction with the Intercontinental Exchange, Inc. financial statements and notes thereto for the year ended December 31, 2023, which are contained in our Annual Report on Form 10-K previously filed with the Securities and Exchange Commission.



ICE BRAZIL TECHNOLOGY, LLC
BALANCE SHEET
As of December 31, 2023
(Unaudited)
(in thousands)

CURRENT ASSETS:

Due from affiliate, net	\$ 338
Current assets	<u>338</u>
Assets	<u><u>338</u></u>

LIABILITIES and EQUITY:

CURRENT LIABILITIES:

Accounts payable and accrued liabilities	-
Current liabilities	<u>0</u>

SHAREHOLDERS EQUITY:

Retained earnings	338
Equity	<u>338</u>
Total liabilities and equity	<u><u>\$ 338</u></u>

In the opinion of management, the accompanying unaudited financial statements contain all adjustments (consisting of normal recurring adjustments) necessary to fairly present our financial position and results of operations for the period presented. Certain information normally included in financial statements prepared in accordance with accounting principles generally accepted in the United States of America have been condensed or omitted. These financial statements do not include income taxes accounting and equity method accounting. The balance sheet at December 31, 2023 has been derived from the audited financial statements of Intercontinental Exchange, Inc. (the ultimate parent company) at that date but does not include all of the information required by generally accepted accounting principles for complete financial statements. These financial statements should be read in conjunction with the Intercontinental Exchange, Inc. financial statements and notes thereto for the year ended December 31, 2023, which are contained in our Annual Report on Form 10-K previously filed with the Securities and Exchange Commission.



ICE BRAZIL TECHNOLOGY, LLC
STATEMENT OF INCOME
Year Ended December 31, 2023
(Unaudited)
(in thousands)

Total revenue	<u>\$</u>	<u>-</u>
Selling, general and administrative		-
Operating expenses		<u>-</u>
Pre-tax net income		-
Income tax expense		-
Net income		<u>-</u>

In the opinion of management, the accompanying unaudited financial statements contain all adjustments (consisting of normal recurring adjustments) necessary to fairly present our financial position and results of operations for the period presented. Certain information normally included in financial statements prepared in accordance with accounting principles generally accepted in the United States of America have been condensed or omitted. These financial statements do not include income taxes accounting and equity method accounting. The balance sheet at December 31, 2023 has been derived from the audited financial statements of Intercontinental Exchange, Inc. (the ultimate parent company) at that date but does not include all of the information required by generally accepted accounting principles for complete financial statements. These financial statements should be read in conjunction with the Intercontinental Exchange, Inc. financial statements and notes thereto for the year ended December 31, 2023, which are contained in our Annual Report on Form 10-K previously filed with the Securities and Exchange Commission.



ICE Clear Credit LLC
Balance Sheet
As of December 31, 2023
(Unaudited)
(in thousands)

CURRENT ASSETS:

Cash and cash equivalents	\$	231,956
Cash - clearing member deposits		31,369,902
Accounts receivable, net of allowance		8,014
Restricted Cash		106,200
Prepaid expenses and other current assets		19,525
Current Assets		31,735,597

PLANT PROPERTY AND EQUIPMENT:

Property and equipment cost		72,421
Accumulated depreciation		(56,566)
Property and equipment, net		15,855

OTHER NONCURRENT ASSETS:

Restricted cash long term		50,000
Other noncurrent assets		50,000
Assets	\$	31,801,452

LIABILITIES and MEMBER EQUITY:

CURRENT LIABILITIES:

Accounts payable and accrued liabilities	\$	117,646
Accrued salaries and benefits		5,781
Due from affiliates, net		10,011
Margin deposits and guaranty funds		31,369,902
Deferred revenue		3,737
Current liabilities		31,507,077

NONCURRENT LIABILITIES:

Other Non Current Liabilities		0
Noncurrent liabilities		0
Liabilities		31,507,077

EQUITY:

Contributed capital		126,800
Retained earnings		167,575
Total equity		294,375
Total liabilities and equity	\$	31,801,452

In the opinion of management, the accompanying unaudited financial statements contain all adjustments (consisting of normal recurring adjustments) necessary to fairly present our financial position and results of operations for the period presented. Certain information normally included in financial statements prepared in accordance with accounting principles generally accepted in the United States of America have been condensed or omitted. These financial statements do not include income taxes accounting and equity method accounting. The balance sheet at December 31, 2023 has been derived from the audited financial statements of Intercontinental Exchange, Inc. (the ultimate parent company) at that date but does not include all of the information required by generally accepted accounting principles for complete financial statements. These financial statements should be read in conjunction with the Intercontinental Exchange, Inc. financial statements and notes thereto for the year ended December 31, 2023, which are contained in our Annual Report on Form 10-K previously filed with the Securities and Exchange Commission.



ICE Clear Credit LLC
Statement of Income
Year Ended December 31, 2023
(Unaudited)
(in thousands)

Revenues:	
Credit and Other	\$ 324,052
Fixed Income Data Services	364
Affiliate revenue	2,522
Total Revenue	<u>326,938</u>
Expenses:	
Compensation and benefits	17,650
Professional services	993
Technology and communication	6,514
Rent and occupancy	1,327
Selling, general and administrative	2,037
Depreciation and amortization	9,731
Service and license fees to affiliates	33,154
Operating Expenses	<u>71,406</u>
Operating Income	<u>255,532</u>
Other income, net	9,396
Pre-Tax Net Income	<u>264,928</u>
Income tax expense	-
Net Income	<u>\$ 264,928</u>

In the opinion of management, the accompanying unaudited financial statements contain all adjustments (consisting of normal recurring adjustments) necessary to fairly present our financial position and results of operations for the period presented. Certain information normally included in financial statements prepared in accordance with accounting principles generally accepted in the United States of America have been condensed or omitted. These financial statements do not include income taxes accounting and equity method accounting. The balance sheet at December 31, 2023 has been derived from the audited financial statements of Intercontinental Exchange, Inc. (the ultimate parent company) at that date but does not include all of the information required by generally accepted accounting principles for complete financial statements. These financial statements should be read in conjunction with the Intercontinental Exchange, Inc. financial statements and notes thereto for the year ended December 31, 2023, which are contained in our Annual Report on Form 10-K previously filed with the Securities and Exchange Commission.



ICE Clear U.S., Inc.
Balance Sheet
As of December 31, 2023
(Unaudited)
(in thousands)

Current assets:

Cash and cash equivalents	32,927
Margin deposits and guaranty funds	5,302,193
Restricted Cash	111,600
Accounts receivable, net of allowance	45,094
Current income tax receivable	79
Prepaid expenses and other current assets	3,846
Current assets	<u>5,495,739</u>

Other non-current assets:

Restricted Cash LT	74,560
Deferred tax asset - noncurrent	5,821
Other non-current assets	<u>80,381</u>

Total assets 5,576,120

Current liabilities:

Accounts payable and accrued liabilities	23,344
Accrued salaries and benefits	2,308
Margin deposits and guaranty funds	5,302,193
Deferred Revenue	1,550
Due to affiliates, net	31,951
Current liabilities	<u>5,361,346</u>

NONCURRENT LIABILITIES:

Other noncurrent liabilities	22,888
Noncurrent Liabilities	<u>22,888</u>

Total liabilities 5,384,234

Equity:

Contributed capital	70,193
Retained earnings	121,693
Total equity	<u>191,886</u>

Total liabilities and equity 5,576,120

In the opinion of management, the accompanying unaudited financial statements contain all adjustments (consisting of normal recurring adjustments) necessary to fairly present our financial position and results of operations for the period presented. Certain information normally included in financial statements prepared in accordance with accounting principles generally accepted in the United States of America have been condensed or omitted. These financial statements do not include income taxes accounting and equity method accounting. The balance sheet at December 31, 2023 has been derived from the audited financial statements of Intercontinental Exchange, Inc. (the ultimate parent company) at that date but does not include all of the information required by generally accepted accounting principles for complete financial statements. These financial statements should be read in conjunction with the Intercontinental Exchange, Inc. financial statements and notes thereto for the year ended December 31, 2023, which are contained in our Annual Report on Form 10-K previously filed with the Securities and Exchange Commission.



ICE Clear U.S., Inc.
Statement of Income
Year Ended December 31, 2023
(Unaudited)
(in thousands)

Revenues:

Transaction and clearing fees, net	\$ 325,845
Other revenues	27,030
Service and license fees for affiliates	1,512
Total revenues	<u>354,387</u>

Expenses:

Compensation and benefits	10,990
Professional services	1,466
Technology and communication	1,192
Rent and occupancy	1,495
Selling, general and administrative	2,794
Service and license fees to affiliates	63,984

Operating expenses

81,921

Operating income

272,466

Other income, net	12,055
Interest expense to affiliates	(1,202)

Other income, net

10,853

Pre-tax net income

283,319

Income tax expense	63,514
--------------------	--------

Net income

\$ 219,805

In the opinion of management, the accompanying unaudited financial statements contain all adjustments (consisting of normal recurring adjustments) necessary to fairly present our financial position and results of operations for the period presented. Certain information normally included in financial statements prepared in accordance with accounting principles generally accepted in the United States of America have been condensed or omitted. These financial statements do not include income taxes accounting and equity method accounting. The balance sheet at December 31, 2023 has been derived from the audited financial statements of Intercontinental Exchange, Inc. (the ultimate parent company) at that date but does not include all of the information required by generally accepted accounting principles for complete financial statements. These financial statements should be read in conjunction with the Intercontinental Exchange, Inc. financial statements and notes thereto for the year ended December 31, 2023, which are contained in our Annual Report on Form 10-K previously filed with the Securities and Exchange Commission.



ICE Credit Hub, LLC
Balance Sheet
As Of December 31, 2023
(Unaudited)
(In thousands)

CURRENT ASSETS

Due from affiliate, net	60
Income Tax Receivable	1
	<u>61</u>

PROPERTY PLANT AND EQUIPMENT:

Property and equipment cost	1,283
Accumulated depreciation	(1,283)
Property and equipment net	<u>0</u>

OTHER NONCURRENT ASSETS

Goodwill	4,776
Other noncurrent assets	<u>4,776</u>

Total assets **\$ 4,837**

LIABILITIES AND MEMBER EQUITY:

EQUITY:

Contributed capital	8,940
Retained deficit	(4,103)
Equity	<u>4,837</u>

Total liabilities and equity **\$ 4,837**

In the opinion of management, the accompanying unaudited financial statements contain all adjustments (consisting of non-recurring adjustments) necessary to fairly present our financial position and results of operations for the period presented. Certain information normally included in financial statements prepared in accordance with accounting principles generally accepted in the United States of America have been condensed or omitted. These financial statements do not include income taxes accounting and equity method accounting. The balance sheet at December 31, 2023 has been derived from the audited financial statements of Intercontinental Exchange, Inc. (the ultimate parent company) at that date but does not include all of the information required by generally accepted accounting principles for complete financial statements. These financial statements should be read in conjunction with the Intercontinental Exchange, Inc. financial statements and notes thereto for the year ended December 31, 2023, which are contained in our Annual Report on Form 10-K previously filed with the Securities and Exchange Commission.



ICE Credit Hub, LLC
Income Statement
As Of December 31, 2023
(Unaudited)
(In thousands)

OPERATING EXPENSES:

Amortization & depreciation expense	0
Operating expenses	0
Other Income net	(1)
Pre-tax net loss	(1)
Income tax expense	1
Net loss	\$ (2)

In the opinion of management, the accompanying unaudited financial statements contain all adjustments (consisting of normal recurring adjustments) necessary to fairly present our financial position and results of operations for the period presented. Certain information normally included in financial statements prepared in accordance with accounting principles generally accepted in the United States of America have been condensed or omitted. These financial statements do not include income taxes accounting and equity method accounting. The balance sheet at December 31, 2023 has been derived from the audited financial statements of Intercontinental Exchange, Inc. (the ultimate parent company) at that date but does not include all of the information required by generally accepted accounting principles for complete financial statements. These financial statements should be read in conjunction with the Intercontinental Exchange, Inc. financial statements and notes thereto for the year ended December 31, 2023, which are contained in our Annual Report on Form 10-K previously filed with the Securities and Exchange Commission.



ICE Credit SEF LLC
Balance Sheet
As Of December 31, 2023
(Unaudited)

ASSETS:

Other assets	1
Total assets	<u><u>\$ 1</u></u>

LIABILITIES AND EQUITY:

EQUITY:

Member capital	1
Equity	<u><u>1</u></u>
Total equity	<u><u>\$ 1</u></u>

In the opinion of management, the accompanying unaudited financial statements contain all adjustments (consisting of non-recurring adjustments) necessary to fairly present our financial position and results of operations for the period presented. Certain information normally included in financial statements prepared in accordance with accounting principles generally accepted in the United States of America have been condensed or omitted. These financial statements do not include income taxes accounting and equity method accounting. The balance sheet at December 31, 2023 has been derived from the audited financial statements of Intercontinental Exchange, Inc. (the ultimate parent company) at that date but does not include all of the information required by generally accepted accounting principles for complete financial statements. These financial statements should be read in conjunction with the Intercontinental Exchange, Inc. financial statements and notes thereto for the year ended December 31, 2023, which are contained in our Annual Report on Form 10-K previously filed with the Securities and Exchange Commission.



ICE Data Analytics, LLC
Balance Sheet
As of December 31, 2023
(Unaudited)
(in thousands)

Current assets:

Accounts receivable, net	3,106
Prepaid expenses and other current assets	131
Income tax receivable	14
Due from affiliates, net	6,042
Current assets	<u>9,293</u>

Property and equipment:

Property and equipment cost	63,492
Accumulated depreciation	(47,292)
Operating Lease Right of Use Asset	432
Property and equipment, net	<u>16,632</u>

Other non-current assets:

Other noncurrent assets	6
Other non-current assets	<u>6</u>

Total assets	<u>\$ 25,931</u>
---------------------	------------------

LIABILITIES and EQUITY

Current liabilities:

Accounts payable and accrued liabilities	494
Accrued salaries and benefits	4,327
Other Current Liabilities	446
Deferred revenue	26
Current liabilities	<u>5,293</u>

Non-current liabilities:

Other noncurrent liabilities	3,530
Non-current liabilities	<u>3,530</u>

Total liabilities	<u>8,823</u>
--------------------------	--------------

Equity:

Contributed capital	10,070
Retained earnings	7,038
Total equity	<u>17,108</u>

Total liabilities and equity	<u>\$ 25,931</u>
-------------------------------------	------------------

In the opinion of management, the accompanying unaudited financial statements contain all adjustments (consisting of normal recurring adjustments) necessary to fairly present our financial position and results of operations for the period presented. Certain information normally included in financial statements prepared in accordance with accounting principles generally accepted in the United States of America have been condensed or omitted. These financial statements do not include income taxes accounting and equity method accounting. The balance sheet at December 31, 2023 has been derived from the audited financial statements of Intercontinental Exchange, Inc. (the ultimate parent company) at that date but does not include all of the information required by generally accepted accounting principles for complete financial statements. These financial statements should be read in conjunction with the Intercontinental Exchange, Inc. financial statements and notes thereto for the year ended December 31, 2023, which are contained in our Annual Report on Form 10-K previously filed with the Securities and Exchange Commission.



ICE Data Analytics, LLC
Statement of Income
As of December 31, 2023
(Unaudited)
(in thousands)

Revenues:

Data services fees, net	\$	28,113
Affiliate revenue		61
Total revenues		<u>28,174</u>

Expenses:

Compensation and benefits	10,157
Professional services	574
Technology and communication	1,519
Rent and occupancy	574
Selling, general and administrative	599
Depreciation and amortization	10,376
Operating expenses	<u>23,799</u>

Operating income	4,375
Other income, net	(3)
Pre-tax net income	<u>4,372</u>
Income tax expense	7
Net income	<u>\$ 4,365</u>

In the opinion of management, the accompanying unaudited financial statements contain all adjustments (consisting of normal recurring adjustments) necessary to fairly present our financial position and results of operations for the period presented. Certain information normally included in financial statements prepared in accordance with accounting principles generally accepted in the United States of America have been condensed or omitted. These financial statements do not include income taxes accounting and equity method accounting. The balance sheet at December 31, 2023 has been derived from the audited financial statements of Intercontinental Exchange, Inc. (the ultimate parent company) at that date but does not include all of the information required by generally accepted accounting principles for complete financial statements. These financial statements should be read in conjunction with the Intercontinental Exchange, Inc. financial statements and notes thereto for the year ended December 31, 2023, which are contained in our Annual Report on Form 10-K previously filed with the Securities and Exchange Commission.



ICE Data Connectivity & Feeds, Inc.
Balance Sheet
As of December 31, 2023
(Unaudited)
(in thousands)

Current assets:	
Accounts receivable, net	13,403
Prepaid expenses and other current assets	196
Current assets	13,599
Property and equipment:	
Property and equipment cost	22,714
Accumulated depreciation	(17,341)
Property and equipment, net	5,373
Other non-current assets:	
Other noncurrent assets	177
Deferred tax assets- non-current	7,409
Other non-current assets	7,586
Total assets	\$ 26,558

LIABILITIES and EQUITY

Current liabilities:	
Accounts payable and accrued liabilities	3,143
Accrued salaries and benefits	6,326
Income Tax Payable	1
Due to affiliates, net	4,806
Current liabilities	14,276
Equity:	
Contributed capital	9,403
Retained earnings	2,879
Total equity	12,282
Total liabilities and equity	\$ 26,558

In the opinion of management, the accompanying unaudited financial statements contain all adjustments (consisting of normal recurring adjustments) necessary to fairly present our financial position and results of operations for the period presented. Certain information normally included in financial statements prepared in accordance with accounting principles generally accepted in the United States of America have been condensed or omitted. These financial statements do not include income taxes accounting and equity method accounting. The balance sheet at December 31, 2023 has been derived from the audited financial statements of Intercontinental Exchange, Inc. (the ultimate parent company) at that date but does not include all of the information required by generally accepted accounting principles for complete financial statements. These financial statements should be read in conjunction with the Intercontinental Exchange, Inc. financial statements and notes thereto for the year ended December 31, 2023, which are contained in our Annual Report on Form 10-K previously filed with the Securities and Exchange Commission.



ICE Data Connectivity & Feeds, Inc.
Statement of Income
As of December 31, 2023
(Unaudited)
(in thousands)

Revenues:

Data services fees, net	\$ 52,268
Total revenues	<u>52,268</u>

Expenses:

Compensation and benefits	27,544
Professional services	98
Technology and communication	6,633
Rent and occupancy	801
Selling, general and administrative	1,363
Depreciation and amortization	3,180
Affiliate expense	12,802
Operating expenses	<u>52,421</u>

Operating loss (153)

Other income, net (377)
Other expense, net (377)

Pre-tax net loss (530)
Income tax expense 2,936
Net loss \$ (3,466)

In the opinion of management, the accompanying unaudited financial statements contain all adjustments (consisting of normal recurring adjustments) necessary to fairly present our financial position and results of operations for the period presented. Certain information normally included in financial statements prepared in accordance with accounting principles generally accepted in the United States of America have been condensed or omitted. These financial statements do not include income taxes accounting and equity method accounting. The balance sheet at December 31, 2023 has been derived from the audited financial statements of Intercontinental Exchange, Inc. (the ultimate parent company) at that date but does not include all of the information required by generally accepted accounting principles for complete financial statements. These financial statements should be read in conjunction with the Intercontinental Exchange, Inc. financial statements and notes thereto for the year ended December 31, 2023, which are contained in our Annual Report on Form 10-K previously filed with the Securities and Exchange Commission.



ICE Data Derivatives, Inc.
 Balance Sheet
 As of December 31, 2023
 (Unaudited)
 (in thousands)

CURRENT ASSETS:	
Cash and cash equivalents	\$ (7)
Accounts receivable, net	18,899
Prepaid expenses and other current assets	284
Current Income Tax Receivable	29
Current assets	<u>19,205</u>
PLANT PROPERTY AND EQUIPMENT:	
Property and equipment	75,954
Accumulated depreciation	(58,340)
Property and equipment, net	<u>17,614</u>
OTHER NON-CURRENT ASSETS:	
Goodwill	306,722
Other intangibles, net	2,052
Other non-current assets	7
Deferred Income Tax Asset Non Current	1,755
Other non-current assets	<u>310,536</u>
Total assets	<u><u>\$ 347,355</u></u>
LIABILITIES and EQUITY:	
CURRENT LIABILITIES:	
Accounts payable and accrued liabilities	\$ 1,272
Accrued salaries and benefits	317
Due to affiliate, net	19,398
Deferred revenue	30,857
Current liabilities	<u>51,844</u>
NON-CURRENT LIABILITIES:	
Other non-current liabilities	1,399
Non-current liabilities	<u>1,399</u>
Total liabilities	53,243
EQUITY:	
Additional paid-in-capital	22,305
Retained earnings	271,807
Total equity	<u>294,112</u>
Total Liabilities and equity	<u><u>\$ 347,355</u></u>

In the opinion of management, the accompanying unaudited financial statements contain all adjustments (consisting of normal recurring adjustments) necessary to fairly present our financial position and results of operations for the period presented. Certain information normally included in financial statements prepared in accordance with accounting principles generally accepted in the United States of America have been condensed or omitted. These financial statements do not include income taxes accounting and equity method accounting. The balance sheet at December 31, 2023 has been derived from the audited financial statements of Intercontinental Exchange, Inc. (the ultimate parent company) at that date but does not include all of the information required by generally accepted accounting principles for complete financial statements. These financial statements should be read in conjunction with the Intercontinental Exchange, Inc. financial statements and notes thereto for the year ended December 31, 2023, which are contained in our Annual Report on Form 10-K previously filed with the Securities and Exchange Commission.



ICE Data Derivatives, Inc.
Statement of Income
Year Ended December 31, 2023
(Unaudited)
(in thousands)

Data services fees, net	\$ 75,327
Affiliate revenue	25
Total revenue	75,352
Compensation and benefits	1,714
Professional services	262
Technology and communication	9,924
Rent and occupancy	24
Selling, general and administrative	(243)
Depreciation and amortization	11,615
Affiliate expense	39,646
Operating expenses	62,942
Operating loss	12,410
Other expense, net	(646)
Other income, net	(646)
Pre-tax net loss	11,764
Income tax expense	2,407
Net income	9,357

In the opinion of management, the accompanying unaudited financial statements contain all adjustments (consisting of normal recurring adjustments) necessary to fairly present our financial position and results of operations for the period presented. Certain information normally included in financial statements prepared in accordance with accounting principles generally accepted in the United States of America have been condensed or omitted. These financial statements do not include income taxes accounting and equity method accounting. The balance sheet at December 31, 2023 has been derived from the audited financial statements of Intercontinental Exchange, Inc. (the ultimate parent company) at that date but does not include all of the information required by generally accepted accounting principles for complete financial statements. These financial statements should be read in conjunction with the Intercontinental Exchange, Inc. financial statements and notes thereto for the year ended December 31, 2023, which are contained in our Annual Report on Form 10-K previously filed with the Securities and Exchange Commission.



ICE Data Indices, LLC
BALANCE SHEET
 As of December 31, 2023
 (Unaudited)
 (in thousands)

CURRENT ASSETS:		
Cash and cash equivalents	\$	689
Accounts receivable, net of allowance		36,649
Due from affiliates, net		97,740
Income Tax Receivable		25
Prepaid expenses and other current assets		607
Current assets		<u>135,710</u>
PLANT PROPERTY AND EQUIPMENT:		
Property and equipment		22,810
Accumulated depreciation		(15,124)
Property and equipment, net		<u>7,686</u>
NON-CURRENT ASSETS:		
Goodwill		90,895
Other intangibles, net		12,312
Other non-current assets		<u>103,207</u>
Assets		<u><u>246,603</u></u>
LIABILITIES and EQUITY:		
CURRENT LIABILITIES:		
Accounts payable and accrued liabilities		3,119
Accrued salaries and benefits		4,135
Deferred revenue		35
Current liabilities		<u>7,289</u>
NON-CURRENT LIABILITIES:		
Other non-current liabilities		203
Liabilities		<u>7,492</u>
SHAREHOLDERS EQUITY:		
Additional paid in capital		8,092
Retained earnings		231,019
Equity		<u>239,111</u>
Total liabilities and equity	\$	<u><u>246,603</u></u>

In the opinion of management, the accompanying unaudited financial statements contain all adjustments (consisting of normal recurring adjustments) necessary to fairly present our financial position and results of operations for the period presented. Certain information normally included in financial statements prepared in accordance with accounting principles generally accepted in the United States of America have been condensed or omitted. These financial statements do not include income taxes accounting and equity method accounting. The balance sheet at December 31, 2023 has been derived from the audited financial statements of Intercontinental Exchange, Inc. (the ultimate parent company) at that date but does not include all of the information required by generally accepted accounting principles for complete financial statements. These financial statements should be read in conjunction with the Intercontinental Exchange, Inc. financial statements and notes thereto for the year ended December 31, 2023, which are contained in our Annual Report on Form 10-K previously filed with the Securities and Exchange Commission.



ICE Data Indices, LLC
STATEMENT OF INCOME
Year Ended December 31, 2023
(Unaudited)
(in thousands)

Data services fees, net	\$ 116,772
Affiliate revenues	2,049
Total revenue	118,821
Compensation and benefits	12,774
Professional services	183
Technology and communication	11,131
Rent and Other Occupancy	535
Selling, general and administrative	(674)
Depreciation and amortization	5,229
Affiliate expenses	4,456
Operating expenses	33,634
Operating income	85,187
Affiliate interest income	3,125
Other expense	(41)
Other expense, net	3,084
Pre-tax net income	88,271
Income tax expense	24
Net income	88,247

In the opinion of management, the accompanying unaudited financial statements contain all adjustments (consisting of normal recurring adjustments) necessary to fairly present our financial position and results of operations for the period presented. Certain information normally included in financial statements prepared in accordance with accounting principles generally accepted in the United States of America have been condensed or omitted. These financial statements do not include income taxes accounting and equity method accounting. The balance sheet at December 31, 2023 has been derived from the audited financial statements of Intercontinental Exchange, Inc. (the ultimate parent company) at that date but does not include all of the information required by generally accepted accounting principles for complete financial statements. These financial statements should be read in conjunction with the Intercontinental Exchange, Inc. financial statements and notes thereto for the year ended December 31, 2023, which are contained in our Annual Report on Form 10-K previously filed with the Securities and Exchange Commission.



ICE Data Investment Group, LLC
Balance Sheet
As Of December 31, 2023
(Unaudited)

ASSETS:

Other assets	1
Total assets	<u><u>\$ 1</u></u>

LIABILITIES AND EQUITY:

EQUITY:

Member capital	1
Equity	<u><u>1</u></u>
Total equity	<u><u>\$ 1</u></u>

In the opinion of management, the accompanying unaudited financial statements contain all adjustments (consisting of non-recurring adjustments) necessary to fairly present our financial position and results of operations for the period presented. Certain information normally included in financial statements prepared in accordance with accounting principles generally accepted in the United States of America have been condensed or omitted. These financial statements do not include income taxes accounting and equity method accounting. The balance sheet at December 31, 2023 has been derived from the audited financial statements of Intercontinental Exchange, Inc. (the ultimate parent company) at that date but does not include all information required by generally accepted accounting principles for complete financial statements. These financial statements should be read in conjunction with the Intercontinental Exchange, Inc. financial statements and notes thereto for the year ended December 31, 2023, which are contained in our Annual Report on Form 10-K previously filed with the Securities and Exchange Commission.



ICE Data, LP Controller: ICE Data Mgmt Grp, LLC
Balance Sheet
As of December 31, 2023
(Unaudited)
(In thousands)

CURRENT ASSETS:

Cash and Cash Equivalents	(22)
Accounts Receivable, net	16,234
Prepaid Expenses and Other Current Assets	58
Due from affiliates, net	86,243
Income Tax Receivable	50
Current Assets	<u>102,563</u>

PROPERTY PLANT AND EQUIPMENT:

Property and equipment cost	79
Accumulated depreciation	(79)
Property and equipment net	<u>-</u>

OTHER NONCURRENT ASSETS:

Goodwill	78,302
Other Intangibles, net	213
Other Noncurrent Assets	<u>78,515</u>

Total assets \$ 181,078

LIABILITIES AND MEMBER EQUITY:

CURRENT LIABILITIES:

Accounts payable and accrued liabilities	1,057
Accrued salaries and benefits	1,488
Deferred Revenue	2,540
Current Liabilities	<u>5,085</u>

NON-CURRENT LIABILITIES:

Deferred tax liabilities - noncurrent	2,618
Other non-current liabilities	10
Non-current Liabilities	<u>2,628</u>

Total liabilities 7,713

EQUITY:

Retained Earnings	86,070
Contributed Capital	87,295
Equity	<u>173,365</u>

Total liabilities and equity \$ 181,078

In the opinion of management, the accompanying unaudited financial statements contain all adjustments (consisting of normal recurring adjustments) necessary to fairly present our financial position and results of operations for the period presented. Certain information normally included in financial statements prepared in accordance with accounting principles generally accepted in the United States of America have been condensed or omitted. These financial statements do not include income taxes accounting and equity method accounting. The balance sheet at December 31, 2023 has been derived from the audited financial statements of Intercontinental Exchange, Inc. (the ultimate parent company) at that date but does not include all of the information required by generally accepted accounting principles for complete financial statements. These financial statements should be read in conjunction with the Intercontinental Exchange, Inc. financial statements and notes thereto for the year ended December 31, 2023, which are contained in our Annual Report on Form 10-K previously filed with the Securities and Exchange Commission.



ICE Data, LP Controller: ICE Data Mgmt Grp, LLC
Income Statement
Year Ended December 31, 2023
(Unaudited)
(in thousands)

REVENUES:

Market data revenue	58,246
Revenue from affiliate, net	1,434
Operating Revenues	<u>59,680</u>

OPERATING EXPENSES:

Compensation and benefits	9,534
Professional services	132
Rent and occupancy	984
Technology and communication	2,200
Selling, general & administrative	868
Depreciation & amortization expense	100
Intercompany expense	4,175
Operating expenses	<u>17,993</u>

OTHER INCOME:

Other expense	<u>(11)</u>
----------------------	--------------------

Pre-tax net income	<u>41,676</u>
Income tax expense	9,975
Net income	<u>\$ 31,701</u>

In the opinion of management, the accompanying unaudited financial statements contain all adjustments (consisting of normal recurring adjustments) necessary to fairly present our financial position and results of operations for the period presented. Certain information normally included in financial statements prepared in accordance with accounting principles generally accepted in the United States of America have been condensed or omitted. These financial statements do not include income taxes accounting and equity method accounting. The balance sheet at December 31, 2023 has been derived from the audited financial statements of Intercontinental Exchange, Inc. (the ultimate parent company) at that date but does not include all of the information required by generally accepted accounting principles for complete financial statements. These financial statements should be read in conjunction with the Intercontinental Exchange, Inc. financial statements and notes thereto for the year ended December 31, 2023, which are contained in our Annual Report on Form 10-K previously filed with the Securities and Exchange Commission.



ICE Data Management Group, LLC
Balance Sheet
As Of December 31, 2023
(Unaudited)

ASSETS:

Other assets	1
Total assets	<u><u>\$ 1</u></u>

LIABILITIES AND MEMBER EQUITY:

EQUITY:

Member capital	1
Equity	<u><u>1</u></u>
Total Equity	<u><u>\$ 1</u></u>

In the opinion of management, the accompanying unaudited financial statements contain all adjustments (consisting of non-recurring adjustments) necessary to fairly present our financial position and results of operations for the period presented. Certain information normally included in financial statements prepared in accordance with accounting principles generally accepted in the United States of America have been condensed or omitted. These financial statements do not include income taxes accounting and equity method accounting. The balance sheet at December 31, 2023 has been derived from the audited financial statements of Intercontinental Exchange, Inc. (the ultimate parent company) at that date but does not include all of the information required by generally accepted accounting principles for complete financial statements. These financial statements should be read in conjunction with the Intercontinental Exchange, Inc. financial statements and notes thereto for the year ended December 31, 2023, which are contained in our Annual Report on Form 10-K previously filed with the Securities and Exchange Commission.



ICE Data Pricing & Reference Data, LLC
Balance Sheet
As of December 31, 2023
(Unaudited)
(in thousands)

Current assets:

Cash and cash equivalents	1,488
Accounts receivable, net of allowance	154,430
Prepaid expenses and other current assets	3,183
Income tax receivable	25
Due from affiliates, net	1,084,330
Current assets	1,243,456

Property and equipment:

Property and equipment cost	39,333
Accumulated depreciation	(37,600)
Operating Lease Right of Use Asset	3,464
Property and equipment, net	5,197

Other non-current assets:

Investment in Sub	4,530
Other noncurrent assets	316
Other non-current assets	4,846

Total assets	\$ 1,253,499
---------------------	---------------------

LIABILITIES and EQUITY

Current liabilities:

Accounts payable and accrued liabilities	19,126
Accrued salaries and benefits	17,635
Other Current Liabilities	4,870
Deferred revenue	912
Current liabilities	42,543

Non-current liabilities:

Other noncurrent liabilities	5,696
Non-current liabilities	5,696

Total liabilities	48,239
--------------------------	---------------

Equity:

Contributed capital	33,349
Retained earnings	1,171,911
Total equity	1,205,260

Total liabilities and equity	\$ 1,253,499
-------------------------------------	---------------------

In the opinion of management, the accompanying unaudited financial statements contain all adjustments (consisting of normal recurring adjustments) necessary to fairly present our financial position and results of operations for the period presented. Certain information normally included in financial statements prepared in accordance with accounting principles generally accepted in the United States of America have been condensed or omitted. These financial statements do not include income taxes accounting and equity method accounting. The balance sheet at December 31, 2023 has been derived from the audited financial statements of Intercontinental Exchange, Inc. (the ultimate parent company) at that date but does not include all of the information required by generally accepted accounting principles for complete financial statements. These financial statements should be read in conjunction with the Intercontinental Exchange, Inc. financial statements and notes thereto for the year ended December 31, 2023, which are contained in our Annual Report on Form 10-K previously filed with the Securities and Exchange Commission.



ICE Data Pricing & Reference Data, LLC
Statement of Income
As of December 31, 2023
(Unaudited)
(in thousands)

Revenues:	
Data services fees, net	783,893
Affiliate revenue	14,790
Total revenues	<u>798,683</u>
Expenses:	
Compensation and benefits	75,390
Professional services	1,084
Technology and communication	76,029
Rent and occupancy	4,349
Selling, general and administrative	2,644
Depreciation and amortization	1,881
Affiliate expense	30,361
Operating expenses	<u>191,738</u>
Operating income	606,945
Other expenses, net	(244)
Pre-tax net income	<u>606,701</u>
Income tax expense	120
Net income	<u><u>\$ 606,581</u></u>

In the opinion of management, the accompanying unaudited financial statements contain all adjustments (consisting of normal recurring adjustments) necessary to fairly present our financial position and results of operations for the period presented. Certain information normally included in financial statements prepared in accordance with accounting principles generally accepted in the United States of America have been condensed or omitted. These financial statements do not include income taxes accounting and equity method accounting. The balance sheet at December 31, 2023 has been derived from the audited financial statements of Intercontinental Exchange, Inc. (the ultimate parent company) at that date but does not include all of the information required by generally accepted accounting principles for complete financial statements. These financial statements should be read in conjunction with the Intercontinental Exchange, Inc. financial statements and notes thereto for the year ended December 31, 2023, which are contained in our Annual Report on Form 10-K previously filed with the Securities and Exchange Commission.



ICE Data Services International, Inc.

Balance Sheet
As of December 31, 2023
(Unaudited)
(in thousands)

Current assets:

Due from affiliates, net	\$	397,795
Current assets	\$	<u>397,795</u>

Total assets	\$	<u>397,795</u>
---------------------	----	----------------

Total liabilities		<u>-</u>
--------------------------	--	----------

Equity:

Retained earnings		397,795
Total equity		<u>397,795</u>

Total liabilities and equity	\$	<u>397,795</u>
-------------------------------------	----	----------------

In the opinion of management, the accompanying unaudited financial statements contain all adjustments (consisting of normal recurring adjustments) necessary to fairly present our financial position and results of operations for the period presented. Certain information normally included in financial statements prepared in accordance with accounting principles generally accepted in the United States of America have been condensed or omitted. These financial statements do not include income taxes accounting and equity method accounting. The balance sheet at December 31, 2023 has been derived from the audited financial statements of Intercontinental Exchange, Inc. (the ultimate parent company) at that date but does not include all of the information required by generally accepted accounting principles for complete financial statements. These financial statements should be read in conjunction with the Intercontinental Exchange, Inc. financial statements and notes thereto for the year ended December 31, 2023, which are contained in our Annual Report on Form 10-K previously filed with the Securities and Exchange Commission.



ICE Data Services International, Inc.
Statement of Income
Year Ended December 31, 2023
(Unaudited)
(in thousands)

Revenues:	
Transaction and clearing fees, net	\$ -
Total revenues	<u>-</u>
Expenses:	
Selling, general and administrative	-
Operating expenses	<u>-</u>
Operating income	<u>-</u>
Intercompany interest income	20,905
Other Income, Net	-
Other income	<u>20,905</u>
Pre-tax net income	20,905
Income tax expense	5,422
Net income	<u><u>\$ 15,483</u></u>

In the opinion of management, the accompanying unaudited financial statements contain all adjustments (consisting of normal recurring adjustments) necessary to fairly present our financial position and results of operations for the period presented. Certain information normally included in financial statements prepared in accordance with accounting principles generally accepted in the United States of America have been condensed or omitted. These financial statements do not include income taxes accounting and equity method accounting. The balance sheet at December 31, 2023 has been derived from the audited financial statements of Intercontinental Exchange, Inc. (the ultimate parent company) at that date but does not include all of the information required by generally accepted accounting principles for complete financial statements. These financial statements should be read in conjunction with the Intercontinental Exchange, Inc. financial statements and notes thereto for the year ended December 31, 2023, which are contained in our Annual Report on Form 10-K previously filed with the Securities and Exchange Commission.



ICE Data Services Wireless LLC
Balance Sheet
As of December 31, 2023
(Unaudited)
(in thousands)

Current assets:

Cash and Cash Equivalents	494
Accounts receivable, net of allowance	1,004
Due from affiliate, net	16,356
Prepaid expenses and other current assets	35

Current assets	17,889
-----------------------	--------

Property and equipment:

Property and equipment cost	4,805
Accumulated depreciation	(4,801)

Property and equipment, net	4
------------------------------------	---

Other non-current assets:

Investment in subsidiaries	478
Goodwill	212
Other Intangibles, Net	350

Other non-current assets	1,040
---------------------------------	-------

Total assets	\$ 18,933
---------------------	-----------

LIABILITIES and EQUITY

Current liabilities:

Accounts payable and accrued liabilities	102
--	-----

Current liabilities	102
----------------------------	-----

Total liabilities	102
--------------------------	-----

Equity:

Retained earnings	18,831
-------------------	--------

Total equity	18,831
---------------------	--------

Total liabilities and equity	\$ 18,933
-------------------------------------	-----------

In the opinion of management, the accompanying unaudited financial statements contain all adjustments (consisting of normal recurring adjustments) necessary to fairly present our financial position and results of operations for the period presented. Certain information normally included in financial statements prepared in accordance with accounting principles generally accepted in the United States of America have been condensed or omitted. These financial statements do not include income taxes accounting and equity method accounting. The balance sheet at December 31, 2023 has been derived from the audited financial statements of Intercontinental Exchange, Inc. (the ultimate parent company) at that date but does not include all of the information required by generally accepted accounting principles for complete financial statements. These financial statements should be read in conjunction with the Intercontinental Exchange, Inc. financial statements and notes thereto for the year ended December 31, 2023, which are contained in our Annual Report on Form 10-K previously filed with the Securities and Exchange Commission.



ICE Data Services Wireless LLC
Statement of Income
As of December 31, 2023
(Unaudited)
(in thousands)

Revenues:

Data services fees, net	\$ 6,384
Total revenues	6,384

Expenses:

Professional services	75
Technology and communication	3,165
Selling, general and administrative	122
Depreciation and amortization	774
Affiliate expense	1,308
Operating expenses	5,444
Operating income	940
Affiliate interest income	961
Other income, net	(4)
Pre-tax net income	1,897
Income tax expense	-
Net income	\$ 1,897

In the opinion of management, the accompanying unaudited financial statements contain all adjustments (consisting of normal recurring adjustments) necessary to fairly present our financial position and results of operations for the period presented. Certain information normally included in financial statements prepared in accordance with accounting principles generally accepted in the United States of America have been condensed or omitted. These financial statements do not include income taxes accounting and equity method accounting. The balance sheet at December 31, 2023 has been derived from the audited financial statements of Intercontinental Exchange, Inc. (the ultimate parent company) at that date but does not include all of the information required by generally accepted accounting principles for complete financial statements. These financial statements should be read in conjunction with the Intercontinental Exchange, Inc. financial statements and notes thereto for the year ended December 31, 2023, which are contained in our Annual Report on Form 10-K previously filed with the Securities and Exchange Commission.



ICE Data Services, Inc.
Balance Sheet
As of December 31, 2023
(Unaudited)
(in thousands)

Current assets:

Accounts receivable, net of allowance	1,090
Prepaid expenses and other current assets	4,795
Current Income Tax Receivable	775
Due from affiliates, net	819,475

Current assets 826,135

Property and equipment:

Operating Lease Right of Use Asset	5,107
Property and equipment cost	415,056
Accumulated depreciation	(302,568)

Property and equipment, net 117,595

Other non-current assets:

Goodwill	43,719
Other Intangibles, Net	14,457
Investment in subsidiaries	874,236
Deferred tax assets- non-current	45,385
Other noncurrent assets	94

Other non-current assets 977,891

Total assets \$ 1,921,621

LIABILITIES and EQUITY

Current liabilities:

Accounts payable and accrued liabilities	10,150
Accrued salaries and benefits	30,881
Other current liabilities	2,848

Current liabilities 43,879

Non-current liabilities:

Other noncurrent liabilities	6,558
Accrued Employee Benefits - Long Term	1,762

Non-current liabilities 8,320

Total liabilities 52,199

Equity:

Contributed capital	59,298
Retained earnings	1,810,178
Accumulated Other Comprehensive Income	(54)

Total equity 1,869,422

Total liabilities and equity \$ 1,921,621

In the opinion of management, the accompanying unaudited financial statements contain all adjustments (consisting of normal recurring adjustments) necessary to fairly present our financial position and results of operations for the period presented. Certain information normally included in financial statements prepared in accordance with accounting principles generally accepted in the United States of America have been condensed or omitted. These financial statements do not include income taxes accounting and equity method accounting. The balance sheet at December 31, 2023 has been derived from the audited financial statements of Intercontinental Exchange, Inc. (the ultimate parent company) at that date but does not include all of the information required by generally accepted accounting principles for complete financial statements. These financial statements should be read in conjunction with the IntercontinentalExchange Group, Inc. financial statements and notes thereto for the year ended December 31, 2023, which are contained in our Annual Report on Form 10-K previously filed with the Securities and Exchange Commission.



ICE Data Services, Inc.
Statement of Income
As of December 31, 2023
(Unaudited)
(in thousands)

Revenues:	
Data services fees, net	\$ 4,728
Total revenues	<u>4,728</u>
Expenses:	
Compensation and benefits	111,007
Professional services	573
M&A Expenses	1,731
Technology and communication	17,053
Rent and occupancy	8,049
Selling, general and administrative	8,616
Depreciation and amortization	64,296
Affiliate expense	75,894
Operating expenses	<u>287,219</u>
Operating loss	(282,491)
Affiliate interest income	112,972
Other income, net	(368)
Other expense, net	<u>112,604</u>
Pre-tax net loss	(169,887)
Income tax expense	119,438
Net loss	<u>\$ (289,325)</u>

In the opinion of management, the accompanying unaudited financial statements contain all adjustments (consisting of normal recurring adjustments) necessary to fairly present our financial position and results of operations for the period presented. Certain information normally included in financial statements prepared in accordance with accounting principles generally accepted in the United States of America have been condensed or omitted. These financial statements do not include income taxes accounting and equity method accounting. The balance sheet at December 31, 2023 has been derived from the audited financial statements of Intercontinental Exchange, Inc. (the ultimate parent company) at that date but does not include all of the information required by generally accepted accounting principles for complete financial statements. These financial statements should be read in conjunction with the Intercontinental Exchange Group, Inc. financial statements and notes thereto for the year ended December 31, 2023, which are contained in our Annual Report on Form 10-K previously filed with the Securities and Exchange Commission.



ICE eConfirm LLC
BALANCE SHEET
As of December 31, 2023
(Unaudited)
(in thousands)

CURRENT ASSETS:

Cash and cash equivalents	\$	1,926
Accounts receivable, net		982
Due from affiliates, net		2,660
Current assets		<u>5,568</u>
Assets		<u><u>5,568</u></u>

LIABILITIES and EQUITY:

CURRENT LIABILITIES:

Current liabilities	<u>0</u>
----------------------------	----------

NON-CURRENT LIABILITIES:

Other non-current liabilities	<u>356</u>
Non-current liabilities	<u>356</u>
Liabilities	<u>356</u>

SHAREHOLDERS EQUITY:

Retained earnings	<u>5,212</u>
Equity	<u>5,212</u>
Total liabilities and equity	<u><u>\$ 5,568</u></u>

In the opinion of management, the accompanying unaudited financial statements contain all adjustments (consisting of normal recurring adjustments) necessary to fairly present our financial position and results of operations for the period presented. Certain information normally included in financial statements prepared in accordance with accounting principles generally accepted in the United States of America have been condensed or omitted. These financial statements do not include income taxes accounting and equity method accounting. The balance sheet at December 31, 2023 has been derived from the audited financial statements of Intercontinental Exchange, Inc. (the ultimate parent company) at that date but does not include all of the information required by generally accepted accounting principles for complete financial statements. These financial statements should be read in conjunction with the IntercontinentalExchange Group, Inc. financial statements and notes thereto for the year ended December 31, 2023, which are contained in our Annual Report on Form 10-K previously filed with the Securities and Exchange Commission.



ICE eConfirm LLC
STATEMENT OF INCOME
Year Ended December 31, 2023
(Unaudited)
(in thousands)

Transaction and clearing fees, net	\$ 5,563
Total revenue	5,563
Selling, general and administrative	34
Professional services	48
Affiliate expense	1,105
Operating expenses	1,187
Operating income	4,376
Affiliate interest income	45
Other expense, net	45
Pre-tax net income	4,421
Net income	4,421

In the opinion of management, the accompanying unaudited financial statements contain all adjustments (consisting of normal recurring adjustments) necessary to fairly present our financial position and results of operations for the period presented. Certain information normally included in financial statements prepared in accordance with accounting principles generally accepted in the United States of America have been condensed or omitted. These financial statements do not include income taxes accounting and equity method accounting. The balance sheet at December 31, 2023 has been derived from the audited financial statements of Intercontinental Exchange, Inc. (the ultimate parent company) at that date but does not include all of the information required by generally accepted accounting principles for complete financial statements. These financial statements should be read in conjunction with the IntercontinentalExchange Group, Inc. financial statements and notes thereto for the year ended December 31, 2023, which are contained in our Annual Report on Form 10-K previously filed with the Securities and Exchange Commission.



ICE ETF Hub, LLC
Statement of Income
Year Ended December 31, 2023
(Unaudited)
(in thousands)

Revenue:

Fixed Income & Data Services Revenues	\$ 1,467
Total Revenue	<u>1,467</u>

Expenses:

Professional Services	196
Selling, General and Administration	63
Depreciation and amortization	2,233
Affiliate expense	696
Operating expenses	<u>3,188</u>
Operating loss	<u>(1,721)</u>
Other Income (Expense)	(2)
Pre-tax net loss	<u>(1,723)</u>
Income tax benefit	-
Net loss	<u>\$ (1,723)</u>

In the opinion of management, the accompanying unaudited financial statements contain all adjustments (consisting of normal recurring adjustments) necessary to fairly present our financial position and results of operations for the period presented. Certain information normally included in financial statements prepared in accordance with accounting principles generally accepted in the United States of America have been condensed or omitted. These financial statements do not include income taxes accounting and equity method accounting. The balance sheet at December 31, 2023 has been derived from the audited financial statements of Intercontinental Exchange, Inc. (the ultimate parent company) at that date but does not include all of the information required by generally accepted accounting principles for complete financial statements. These financial statements should be read in conjunction with the Intercontinental Exchange, Inc. financial statements and notes thereto for the year ended December 31, 2023, which are contained in our Annual Report on Form 10-K previously filed with the Securities and Exchange Commission.



ICE Execution Services, LLC
Balance Sheet
As Of December 31, 2023
(Unaudited)
(In thousands)

CURRENT ASSETS:

Due to Affiliates, net	1,304
Current assets	<u>1,304</u>
Total Assets	<u><u>\$ 1,304</u></u>

LIABILITIES AND MEMBER EQUITY:

EQUITY:

Contributed Capital	759
Retained earnings	545
Equity	<u>1,304</u>
Total liabilities and equity	<u><u>\$ 1,304</u></u>

In the opinion of management, the accompanying unaudited financial statements contain all adjustments (consisting of normal recurring adjustments) necessary to fairly present our financial position and results of operations for the period presented. Certain information normally included in financial statements prepared in accordance with accounting principles generally accepted in the United States of America have been condensed or omitted. These financial statements do not include income taxes accounting and equity method accounting. The balance sheet at December 31, 2023 has been derived from the audited financial statements of Intercontinental Exchange, Inc. (the ultimate parent company) at that date but does not include all of information required by generally accepted accounting principles for complete financial statements. These financial statements should be read in conjunction with the Intercontinental Exchange, Inc. financial statements and notes thereto for the year ended December 31, 2023, which are contained in our Annual Report on Form 10-K previously filed with the Securities and Exchange Commission.



ICE Execution Services, LLC
Income Statement
Year Ended December 31, 2023
(Unaudited)
(In thousands)

Total revenue	_____	-

OPERATING EXPENSES:		
Selling, general & administration	\$ _____	-
Operating expenses	_____	-

Net loss	\$ _____	-
	=====	

In the opinion of management, the accompanying unaudited financial statements contain all adjustments (consisting of normal recurring adjustments) necessary to fairly present our financial position and results of operations for the period presented. Certain information normally included in financial statements prepared in accordance with accounting principles generally accepted in the United States of America have been condensed or omitted. These financial statements do not include income taxes accounting and equity method accounting. The balance sheet at December 31, 2023 has been derived from the audited financial statements of Intercontinental Exchange, Inc. (the ultimate parent company) at that date but does not include all of the information required by generally accepted accounting principles for complete financial statements. These financial statements should be read in conjunction with the Intercontinental Exchange, Inc. financial statements and notes thereto for the year ended December 31, 2023, which are contained in our Annual Report on Form 10-K previously filed with the Securities and Exchange Commission.



ICE Futures U.S., Inc.
Balance Sheet
As of December 31, 2023
(Unaudited)
(in thousands)

Current assets:

Cash and cash equivalents	\$	1,202
Restricted cash		49,000
Income tax receivable		173
Prepaid expenses and other current assets		2,802
Due from affiliates, net		68,478
Current assets		121,655

Property and equipment:

Property and equipment cost		196
Accumulated depreciation		(137)
Property and equipment, net		59

Other non-current assets:

Goodwill		912,536
Other intangibles assets, net		283,734
Investment in Sub		77,613
Other noncurrent assets		1,930
Other non-current assets		1,275,813

Total assets	\$	1,397,527
---------------------	----	------------------

LIABILITIES and EQUITY

Current liabilities:

Accounts payable and accrued liabilities	\$	17,507
Accrued salaries and benefits		4,406
Deferred revenue		84
Current liabilities		21,997

Non-current liabilities:

Deferred tax liabilities - noncurrent		74,360
Other noncurrent liabilities		8,006
Non-current liabilities		82,366

Total liabilities		104,363
--------------------------	--	----------------

Equity:

Contributed capital		34,383
Retained earnings		1,258,781
Total equity		1,293,164

Total liabilities and equity	\$	1,397,527
-------------------------------------	----	------------------

In the opinion of management, the accompanying unaudited financial statements contain all adjustments (consisting of normal recurring adjustments) necessary to fairly present our financial position and results of operations for the period presented. Certain information normally included in financial statements prepared in accordance with accounting principles generally accepted in the United States of America have been condensed or omitted. These financial statements do not include income taxes accounting and equity method accounting. The balance sheet at December 31, 2023 has been derived from the audited financial statements of Intercontinental Exchange, Inc. (the ultimate parent company) at that date but does not include all of the information required by generally accepted accounting principles for complete financial statements. These financial statements should be read in conjunction with the Intercontinental Exchange, Inc. financial statements and notes thereto for the year ended December 31, 2023, which are contained in our Annual Report on Form 10-K previously filed with the Securities and Exchange Commission.



ICE Futures U.S., Inc.
Statement of Income
Year Ended December 31, 2023
(Unaudited)
(in thousands)

Revenues:	
Transaction and clearing fees, net	\$ 52,405
Revenues from affiliates	170,818
Other revenues	3,360
Total revenues	<u>226,583</u>
Expenses:	
Compensation and benefits	17,418
Professional services	148
Technology and communication	26,568
Rent and occupancy	745
Selling, general and administrative	3,592
Depreciation and amortization	1,764
Service and license fees to affiliates	50,117
Operating expenses	<u>100,352</u>
Operating income	<u>126,231</u>
Other income, net	5,044
Other income, net	<u>5,044</u>
Pre-tax net income	<u>131,275</u>
Income tax expense	29,817
Net income	<u>\$ 101,458</u>

In the opinion of management, the accompanying unaudited financial statements contain all adjustments (consisting of normal recurring adjustments) necessary to fairly present our financial position and results of operations for the period presented. Certain information normally included in financial statements prepared in accordance with accounting principles generally accepted in the United States of America have been condensed or omitted. These financial statements do not include income taxes accounting and equity method accounting. The balance sheet at December 31, 2023 has been derived from the audited financial statements of Intercontinental Exchange, Inc. (the ultimate parent company) at that date but does not include all of the information required by generally accepted accounting principles for complete financial statements. These financial statements should be read in conjunction with the Intercontinental Exchange, Inc. financial statements and notes thereto for the year ended December 31, 2023, which are contained in our Annual Report on Form 10-K previously filed with the Securities and Exchange Commission.



ICE Markets Inc.
Balance Sheet
As of December 31, 2023
(Unaudited)
(in thousands)

CURRENT ASSETS:

Due from affiliates, net	42,578
Current Assets	42,578

OTHER NONCURRENT ASSETS:

Deferred tax asset - noncurrent	689
Other Noncurrent Assets	689

Total assets	\$ 43,267
---------------------	------------------

LIABILITIES AND MEMBER EQUITY:

CURRENT LIABILITIES:

Accounts payable and accrued liabilities	40
Accrued salaries and benefits	2,289
Current Liabilities	2,329

Total liabilities	2,329
--------------------------	--------------

EQUITY:

Additional Paid in Capital	24,510
Retained Earnings	16,428
Equity	40,938

Total liabilities and equity	\$ 43,267
-------------------------------------	------------------

In the opinion of management, the accompanying unaudited financial statements contain all adjustments (consisting of normal recurring adjustments) necessary to fairly present our financial position and results of operations for the period presented. Certain information normally included in financial statements prepared in accordance with accounting principles generally accepted in the United States of America have been condensed or omitted. These financial statements do not include income taxes accounting and equity method accounting. The balance sheet at December 31, 2023 has been derived from the audited financial statements of Intercontinental Exchange, Inc. (the ultimate parent company) at that date but does not include all of the information required by generally accepted accounting principles for complete financial statements. These financial statements should be read in conjunction with the Intercontinental Exchange, Inc. financial statements and notes thereto for the year ended December 31, 2023, which are contained in our Annual Report on Form 10-K previously filed with the Securities and Exchange Commission.



ICE Markets Inc.
Income Statement
Year Ended December 31, 2023
(Unaudited)
(in thousands)

REVENUES:

Affiliate revenue	15,514
Operating Revenues	15,514

OPERATING EXPENSES:

Compensation and benefits	9,468
Professional services	416
Rent and occupancy	768
Technology and communication	7
Selling, general & administrative	460
Intercompany expense	3,313
Operating expenses	14,432

Other Income, Net 0

Pre-tax net income **1,082**

Income tax expense 449

Net income **\$ 633**

In the opinion of management, the accompanying unaudited financial statements contain all adjustments (consisting of normal recurring adjustments) necessary to fairly present our financial position and results of operations for the period presented. Certain information normally included in financial statements prepared in accordance with accounting principles generally accepted in the United States of America have been condensed or omitted. These financial statements do not include income taxes accounting and equity method accounting. The balance sheet at December 31, 2023 has been derived from the audited financial statements of Intercontinental Exchange, Inc. (the ultimate parent company) at that date but does not include all of the information required by generally accepted accounting principles for complete financial statements. These financial statements should be read in conjunction with the Intercontinental Exchange, Inc. financial statements and notes thereto for the year ended December 31, 2023, which are contained in our Annual Report on Form 10-K previously filed with the Securities and Exchange Commission.



ICE Middle East Investments, LLC
Balance Sheet
As of December 31, 2023
(Unaudited)
(in thousands)

Current assets:

Cash and cash equivalents	\$ 70
Current assets	<u>70</u>

Other non-current assets:

Investment in subsidiary	55,701
Other non-current assets	<u>55,701</u>

Total assets	<u><u>\$ 55,771</u></u>
---------------------	-------------------------

LIABILITIES and EQUITY

Current liabilities:

Due to affiliates, net	\$ 1,064
Current liabilities	<u>1,064</u>

Total liabilities	<u>1,064</u>
--------------------------	--------------

Non-Controlling Interest	18,301
---------------------------------	--------

Equity:

Retained earnings	36,406
Total equity	<u>36,406</u>

Total liabilities and equity	<u><u>\$ 55,771</u></u>
-------------------------------------	-------------------------

In the opinion of management, the accompanying unaudited financial statements contain all adjustments (consisting of normal recurring adjustments) necessary to fairly present our financial position and results of operations for the period presented. Certain information normally included in financial statements prepared in accordance with accounting principles generally accepted in the United States of America have been condensed or omitted. These financial statements do not include income taxes accounting and equity method accounting. The balance sheet at December 31, 2023 has been derived from the audited financial statements of Intercontinental Exchange, Inc. (the ultimate parent company) at that date but does not include all of the information required by generally accepted accounting principles for complete financial statements. These financial statements should be read in conjunction with the Intercontinental Exchange, Inc. financial statements and notes thereto for the year ended December 31, 2023, which are contained in our Annual Report on Form 10-K previously filed with the Securities and Exchange Commission.



ICE Middle East Investments, LLC
Statement of Income
Year Ended December 31, 2023
(Unaudited)
(in thousands)

Revenues:	
Total revenues	-
Expenses:	
Affiliate expenses	1,169
Operating expenses	1,169
Operating loss	(1,169)
Intercompany Interest Expense	(9)
Other income, net	(2)
Other expense, net	(11)
Pre-tax net loss	(1,180)
Income tax expense	(25)
Net loss	<u>\$ (1,155)</u>

In the opinion of management, the accompanying unaudited financial statements contain all adjustments (consisting of normal recurring adjustments) necessary to fairly present our financial position and results of operations for the period presented. Certain information normally included in financial statements prepared in accordance with accounting principles generally accepted in the United States of America have been condensed or omitted. These financial statements do not include income taxes accounting and equity method accounting. The balance sheet at December 31, 2023 has been derived from the audited financial statements of Intercontinental Exchange, Inc. (the ultimate parent company) at that date but does not include all of the information required by generally accepted accounting principles for complete financial statements. These financial statements should be read in conjunction with the Intercontinental Exchange, Inc. financial statements and notes thereto for the year ended December 31, 2023, which are contained in our Annual Report on Form 10-K previously filed with the Securities and Exchange Commission.



ICE Mortgage Services, LLC
BALANCE SHEET
As of December 31, 2023

(Unaudited)
(in thousands)

CURRENT ASSETS:

Cash and cash equivalents	\$ 6
Current assets	<u>6</u>

OTHER NON-CURRENT ASSETS:

Goodwill	168,177
Other intangibles	48,925
Investment in subsidiary	203,694
Other non-current assets	<u>420,796</u>
Assets	<u><u>420,802</u></u>

LIABILITIES and EQUITY:

CURRENT LIABILITIES:

Due to affiliates, net	92,987
Current liabilities	<u>92,987</u>

NON-CURRENT LIABILITIES:

Deferred tax liability - non current	30,865
Non-current liabilities	<u>30,865</u>
Liabilities	<u>123,852</u>

SHAREHOLDERS EQUITY:

Retained earnings	296,950
Equity	<u>296,950</u>
Total liabilities and equity	<u><u>\$ 420,802</u></u>

In the opinion of management, the accompanying unaudited financial statements contain all adjustments (consisting of normal recurring adjustments) necessary to fairly present our financial position and results of operations for the period presented. Certain information normally included in financial statements prepared in accordance with accounting principles generally accepted in the United States of America have been condensed or omitted. These financial statements do not include income taxes accounting and equity method accounting. The balance sheet at December 31, 2023 has been derived from the audited financial statements of Intercontinental Exchange, Inc. (the ultimate parent company) at that date but does not include all of the information required by generally accepted accounting principles for complete financial statements. These financial statements should be read in conjunction with the Intercontinental Exchange, Inc. financial statements and notes thereto for the year ended December 31, 2023, which are contained in our Annual Report on Form 10-K previously filed with the Securities and Exchange Commission.



ICE Mortgage Services, LLC
STATEMENT OF INCOME
Year Ended December 31, 2023
(Unaudited)
(in thousands)

Intercompany revenue	\$ -
Total revenue	-
Depreciation and amortization	11,477
Operating expenses	11,477
Operating loss	(11,477)
Pre-tax net loss	(11,477)
Net loss	(11,477)

In the opinion of management, the accompanying unaudited financial statements contain all adjustments (consisting of normal recurring adjustments) necessary to fairly present our financial position and results of operations for the period presented. Certain information normally included in financial statements prepared in accordance with accounting principles generally accepted in the United States of America have been condensed or omitted. These financial statements do not include income taxes accounting and equity method accounting. The balance sheet at December 31, 2023 has been derived from the audited financial statements of Intercontinental Exchange, Inc. (the ultimate parent company) at that date but does not include all of the information required by generally accepted accounting principles for complete financial statements. These financial statements should be read in conjunction with the Intercontinental Exchange, Inc. financial statements and notes thereto for the year ended December 31, 2023, which are contained in our Annual Report on Form 10-K previously filed with the Securities and Exchange Commission.



ICE Mortgage Technology Holdings, Inc.
Balance Sheet
As Of December 31, 2023
(Unaudited)
(in thousands)

ASSETS:

Income Tax Receivable	29
Due from affiliates, net	707
Total assets	\$ 736

LIABILITIES AND EQUITY:

CURRENT LIABILITIES:

Current liabilities	-
---------------------	---

NON-CURRENT LIABILITIES:

Deferred tax liability	1,178
	1,178
Liabilities	1,178

EQUITY

Retained earnings	(442)
Total equity	(442)

Total liabilities & Equity	\$ 736
---------------------------------------	---------------

In the opinion of management, the accompanying unaudited financial statements contain all adjustments (consisting of non-recurring adjustments) necessary to fairly present our financial position and results of operations for the period presented. Certain information normally included in financial statements prepared in accordance with accounting principles generally accepted in the United States of America have been condensed or omitted. These financial statements do not include income taxes accounting and equity method accounting. The balance sheet at December 31, 2023 has been derived from the audited financial statements of Intercontinental Exchange, Inc. (the ultimate parent company) at that date but does not include all of the information required by generally accepted accounting principles for complete financial statements. These financial statements should be read in conjunction with the Intercontinental Exchange, Inc. financial statements and notes thereto for the year ended December 31, 2023, which are contained in our Annual Report on Form 10-K previously filed with the Securities and Exchange Commission.



ICE Mortgage Technology Holdings, Inc.
Income Statement
As Of December 31, 2023
(Unaudited)
(in thousands)

Revenues:	
Transaction and clearing fees, net	\$ -
Total revenues	<u>-</u>
Expenses:	
Selling, general and administrative	-
Operating expenses	<u>-</u>
Operating income	<u>-</u>
Intercompany interest income	-
Other Income, Net	-
Other income	<u>-</u>
Pre-tax net income	0
Income tax expense	431
Net loss	<u><u>\$ (431)</u></u>

In the opinion of management, the accompanying unaudited financial statements contain all adjustments (consisting of normal recurring adjustments) necessary to fairly present our financial position and results of operations for the period presented. Certain information normally included in financial statements prepared in accordance with accounting principles generally accepted in the United States of America have been condensed or omitted. These financial statements do not include income taxes accounting and equity method accounting. The balance sheet at December 31, 2023 has been derived from the audited financial statements of Intercontinental Exchange, Inc. (the ultimate parent company) at that date but does not include all of the information required by generally accepted accounting principles for complete financial statements. These financial statements should be read in conjunction with the Intercontinental Exchange, Inc. financial statements and notes thereto for the year ended December 31, 2023, which are contained in our Annual Report on Form 10-K previously filed with the Securities and Exchange Commission.



ICE Mortgage Technology, Inc.
BALANCE SHEET
As of December 31, 2023
(Unaudited)
(in thousands)

CURRENT ASSETS:

Cash and cash equivalents	2,607
Accounts receivable, net	92,557
Prepaid expenses and other current assets	57,315
Current Income tax receivable	1,911
Due from affiliates, net	558,313
Current assets	712,703

PLANT PROPERTY AND EQUIPMENT:

Property and equipment	441,791
Accumulated depreciation	(180,993)
Operating Lease Right of Use Asset	9,372
Property and equipment, net	270,170

OTHER NON-CURRENT ASSETS:

Goodwill	7,738,810
Other intangibles, net	3,288,503
Other non-current assets	50,805
Other non-current assets	11,078,118
Assets	12,060,991

LIABILITIES and EQUITY:

CURRENT LIABILITIES:

Accounts payable and accrued liabilities	19,239
Accrued salaries and benefits	14,081
Other current liabilities	10,535
Deferred revenue	21,306
Current liabilities	65,161

NON-CURRENT LIABILITIES:

Deferred tax liabilities Non current	815,756
Deferred revenue - Long term	2,470
Other non-current liabilities	79,966
Non-current liabilities	898,192
Liabilities	963,353

SHAREHOLDERS EQUITY:

Additional paid-in capital	51,171
Contributed Capital	16,402
Retained earnings	11,030,065
Equity	11,097,638
Total liabilities and equity	12,060,991

In the opinion of management, the accompanying unaudited financial statements contain all adjustments (consisting of normal recurring adjustments) necessary to fairly present our financial position and results of operations for the period presented. Certain information normally included in financial statements prepared in accordance with accounting principles generally accepted in the United States of America have been condensed or omitted. These financial statements do not include income taxes accounting and equity method accounting. The balance sheet at December 31, 2023 has been derived from the audited financial statements of Intercontinental Exchange, Inc. (the ultimate parent company) at that date but does not include all of the information required by generally accepted accounting principles for complete financial statements. These financial statements should be read in conjunction with the Intercontinental Exchange, Inc. financial statements and notes thereto for the year ended December 31, 2023, which are contained in our Annual Report on Form 10-K previously filed with the Securities and Exchange Commission.



ICE Mortgage Technology, Inc.
STATEMENT OF INCOME
Year Ended December 31, 2023
(Unaudited)
(in thousands)

Mortgage Technology Revenues	\$ 777,149
Total revenue	777,149
Compensation and benefits	187,352
Professional services	10,403
Acquisition-related transaction and integration costs	32,534
Technology and communication	97,712
Rent and occupancy	3,940
Selling, general and administrative	25,921
Depreciation and amortization	437,198
Intercompany Expense	28,172
Operating expenses	823,232
Operating loss	(46,083)
Intercompany Interest Income	24,908
Other expense, net	(46)
Other income, net	24,862
Pre-tax net loss	(21,221)
Income tax benefit	49,037
Net income	27,816

In the opinion of management, the accompanying unaudited financial statements contain all adjustments (consisting of normal recurring adjustments) necessary to fairly present our financial position and results of operations for the period presented. Certain information normally included in financial statements prepared in accordance with accounting principles generally accepted in the United States of America have been condensed or omitted. These financial statements do not include income taxes accounting and equity method accounting. The balance sheet at December 31, 2023 has been derived from the audited financial statements of Intercontinental Exchange, Inc. (the ultimate parent company) at that date but does not include all of the information required by generally accepted accounting principles for complete financial statements. These financial statements should be read in conjunction with the IntercontinentalExchange Group, Inc. financial statements and notes thereto for the year ended December 31, 2023, which are contained in our Annual Report on Form 10-K previously filed with the Securities and Exchange Commission.



ICE NGX U.S. Inc.
BALANCE SHEET
 As of December 31, 2023
 (Unaudited)
 (in thousands)

CURRENT ASSETS:		
Cash and Cash Equivalents	\$	1,324
Prepaid expenses and other current assets		2
Due from affiliate, net		70
Income tax receivable		22
Current assets		1,418
PLANT PROPERTY AND EQUIPMENT:		
Property and equipment		48
Operating lease right of use asset		90
Accumulated depreciation		(45)
Property and equipment, net		93
NON-CURRENT ASSETS:		
Deferred tax assets- non-current		2
Other non-current assets		2
Assets		1,513
LIABILITIES and EQUITY:		
CURRENT LIABILITIES:		
Accounts payable and accrued liabilities		16
Accrued salaries and benefits		360
Other current liabilities		52
Current liabilities		428
NON-CURRENT LIABILITIES:		
Other non current liability		40
Liabilities		40
Equity		1,045
Total liabilities and equity	\$	1,513

In the opinion of management, the accompanying unaudited financial statements contain all adjustments (consisting of normal recurring adjustments) necessary to fairly present our financial position and results of operations for the period presented. Certain information normally included in financial statements prepared in accordance with accounting principles generally accepted in the United States of America have been condensed or omitted. These financial statements do not include income taxes accounting and equity method accounting. The balance sheet at December 31, 2023 has been derived from the audited financial statements of Intercontinental Exchange, Inc. (the ultimate parent company) at that date but does not include all of the information required by generally accepted accounting principles for complete financial statements. These financial statements should be read in conjunction with the Intercontinental Exchange, Inc. financial statements and notes thereto for the year ended December 31, 2023, which are contained in our Annual Report on Form 10-K previously filed with the Securities and Exchange Commission.



ICE NGX U.S. Inc.
STATEMENT OF INCOME
Year Ended December 31, 2023
(Unaudited)
(in thousands)

Intercompany revenues	\$ 2,047
Total revenue	2,047
Compensation and benefits	1,803
Professional Services	5
Technology and communication	4
Rent and other occupancy	67
Selling, general and administrative	27
Depreciation and amortization	5
Operating expenses	1,911
Operating income	136
Other income, net	(39)
Pre-tax net income	97
Income tax expense	27
Net income	70

In the opinion of management, the accompanying unaudited financial statements contain all adjustments (consisting of normal recurring adjustments) necessary to fairly present our financial position and results of operations for the period presented. Certain information normally included in financial statements prepared in accordance with accounting principles generally accepted in the United States of America have been condensed or omitted. These financial statements do not include income taxes accounting and equity method accounting. The balance sheet at December 31, 2023 has been derived from the audited financial statements of Intercontinental Exchange, Inc. (the ultimate parent company) at that date but does not include all of the information required by generally accepted accounting principles for complete financial statements. These financial statements should be read in conjunction with the IntercontinentalExchange Group, Inc. financial statements and notes thereto for the year ended December 31, 2023, which are contained in our Annual Report on Form 10-K previously filed with the Securities and Exchange Commission.



ICE PROCESSING, LLC
BALANCE SHEET
As of December 31, 2023
(unaudited)
(In thousands)

OTHER NON-CURRENT ASSETS:

Investment in affiliates	\$	8,536
Other non-current assets		<u>8,536</u>
Assets	\$	<u>8,536</u>

LIABILITIES and EQUITY:

CURRENT LIABILITIES:

Current liabilities		<u>-</u>
----------------------------	--	----------

EQUITY:

Retained earnings		8,536
Equity		<u>8,536</u>
Total Liabilities and Equity	\$	<u>8,536</u>

In the opinion of management, the accompanying unaudited financial statements contain all adjustments (consisting of normal adjustments) necessary to fairly present our financial position and results of operations for the period presented. Certain information normally included in financial statements prepared in accordance with accounting principles generally accepted in the United States of America have been condensed or omitted. These financial statements do not include income taxes accounting and equity method accounting. The balance sheet at December 31, 2023 has been derived from the audited financial statements of Intercontinental Exchange, Inc. (the ultimate parent company) at that date but does not include all of the information required by generally accepted accounting principles for complete financial statements. These financial statements should be read in conjunction with the Intercontinental Exchange Group, Inc. financial statements and notes thereto for the year ended December 31, 2023, which are contained in our Annual Report on Form 10-K previously filed with the Securities and Exchange Commission.



ICE PROCESSING, LLC
STATEMENT OF INCOME
Year Ended December 31, 2023
(Unaudited)
(In thousands)

Total revenue	-
Operating expenses	-
Operating income	
Other income	-
Pre-tax net income	-
Income tax expense	-
Net income	\$ -

In the opinion of management, the accompanying unaudited financial statements contain all adjustments (consisting of normal recurring adjustments) necessary to fairly present our financial position and results of operations for the period presented. Certain information normally included in financial statements prepared in accordance with accounting principles generally accepted in the United States of America have been condensed or omitted. These financial statements do not include income taxes accounting and equity method accounting. The balance sheet at December 31, 2023 has been derived from the audited financial statements of Intercontinental Exchange, Inc. (the ultimate parent company) at that date but does not include all of the information required by generally accepted accounting principles for complete financial statements. These financial statements should be read in conjunction with the IntercontinentalExchange Group, Inc. financial statements and notes thereto for the year ended December 31, 2023, which are contained in our Annual Report on Form 10-K previously filed with the Securities and Exchange Commission.



ICE Swap Trade, LLC
Balance Sheet
As Of December 31, 2023
(Unaudited)
(in thousands)

CURRENT ASSETS:

Cash and cash equivalents	\$	1,086
Restricted cash		200
Prepaid Expenses and Other Current Assets		14
Due from affiliate		22,115
Current assets		<u>23,415</u>
Total assets	\$	<u>23,415</u>

LIABILITIES AND MEMBER EQUITY:

CURRENT LIABILITIES:

Accounts payable and accrued liabilities	\$	1
Current liabilities		<u>1</u>

EQUITY:

Contributed capital		9,200
Retained earnings		14,214
Equity		<u>23,414</u>
Total liabilities and equity	\$	<u>23,415</u>

In the opinion of management, the accompanying unaudited financial statements contain all adjustments (consisting of non-recurring adjustments) necessary to fairly present our financial position and results of operations for the period presented. Certain information normally included in financial statements prepared in accordance with accounting principles generally accepted in the United States of America have been condensed or omitted. These financial statements do not include income taxes accounting and equity method accounting. The balance sheet at December 31, 2023 has been derived from the audit financial statements of Intercontinental Exchange, Inc. (the ultimate parent company) at that date but does not include all information required by generally accepted accounting principles for complete financial statements. These financial statements should be read in conjunction with the Intercontinental Exchange, Inc. financial statements and notes thereto for the year ended December 31, 2023, which are contained in our Annual Report on Form 10-K previously filed with the Securities and Exchange Commission.



ICE Swap Trade, LLC
Income Statement
Year Ended December 31, 2023
(Unaudited)
(in thousands)

REVENUES:

Transaction fees	\$ 2,164
Operating revenues	2,164

OPERATING EXPENSES:

Compensation and benefits	20
Professional Services	1
Technology Expenses	42
Selling, general & administrative	11
Service and license fees to affiliate	248
Operating expenses	322
Operating income	1,842
Net income	\$ 1,842

In the opinion of management, the accompanying unaudited financial statements contain all adjustments (consisting of normal recurring adjustments) necessary to fairly present our financial position and results of operations for the period presented. Certain information normally included in financial statements prepared in accordance with accounting principles generally accepted in the United States of America have been condensed or omitted. These financial statements do not include income taxes accounting and equity method accounting. The balance sheet at December 31, 2023 has been derived from the audited financial statements of Intercontinental Exchange, Inc. (the ultimate parent company) at that date but does not include all of the information required by generally accepted accounting principles for complete financial statements. These financial statements should be read in conjunction with the Intercontinental Exchange, Inc. financial statements and notes thereto for the year ended December 31, 2023, which are contained in our Annual Report on Form 10-K previously filed with the Securities and Exchange Commission.



ICE UK GP, LLC
Balance Sheet
As Of December 31, 2023
(Unaudited)
(in thousands)

NON CURRENT ASSETS:

Investment in sub	\$	543
Non current assets		543

Total assets **543**

LIABILITIES AND MEMBER EQUITY:

CURRENT LIABILITIES:

Intercompany	\$	1
Current liabilities		1

EQUITY:

Retained Earnings		542
Equity		542

Total Equity **\$ 543**

In the opinion of management, the accompanying unaudited financial statements contain all adjustments (consisting of non-recurring adjustments) necessary to fairly present our financial position and results of operations for the period presented. Certain information normally included in financial statements prepared in accordance with accounting principles generally accepted in the United States of America have been condensed or omitted. These financial statements do not include income taxes accounting and equity method accounting. The balance sheet at December 31, 2023 has been derived from the audited financial statements of Intercontinental Exchange, Inc. (the ultimate parent company) at that date but does not include all of the information required by generally accepted accounting principles for complete financial statements. These financial statements should be read in conjunction with the Intercontinental Exchange, Inc. financial statements and notes thereto for the year ended December 31, 2023, which are contained in our Annual Report on Form 10-K previously filed with the Securities and Exchange Commission.



ICE UK LP, LLC
Balance Sheet
As Of December 31, 2023
(Unaudited)

ASSETS:

Other assets	1
Total assets	<u><u>\$ 1</u></u>

LIABILITIES AND MEMBER EQUITY:

EQUITY:

Member capital	1
Equity	<u><u>1</u></u>
Total Equity	<u><u>\$ 1</u></u>

In the opinion of management, the accompanying unaudited financial statements contain all adjustments (consisting of non-recurring adjustments) necessary to fairly present our financial position and results of operations for the period presented. Certain information normally included in financial statements prepared in accordance with accounting principles generally accepted in the United States of America have been condensed or omitted. These financial statements do not include income taxes accounting and equity method accounting. The balance sheet at December 31, 2023 has been derived from the audited financial statements of Intercontinental Exchange, Inc. (the ultimate parent company) at that date but does not include all of the information required by generally accepted accounting principles for complete financial statements. These financial statements should be read in conjunction with the Intercontinental Exchange, Inc. financial statements and notes thereto for the year ended December 31, 2023, which are contained in our Annual Report on Form 10-K previously filed with the Securities and Exchange Commission.



ICE U.S. Holding Company GP LLC
Balance Sheet
As Of December 31, 2023
(Unaudited)
(in thousands)

Current assets:

Due from affiliate	\$	3
--------------------	----	---

Non-current assets:

Investment in affiliate		15
-------------------------	--	----

Non-current assets		15
---------------------------	--	-----------

Total assets		18
---------------------	--	-----------

Liabilities and Equity

Equity:

Retained earnings		18
-------------------	--	----

Total equity		18
---------------------	--	-----------

Total liabilities and equity	\$	18
-------------------------------------	-----------	-----------

In the opinion of management, the accompanying unaudited financial statements contain all adjustments (consisting of normal recurring adjustments) necessary to fairly present our financial position and results of operations for the period presented. Certain information normally included in financial statements prepared in accordance with accounting principles generally accepted in the United States of America have been condensed or omitted. These financial statements do not include income taxes accounting and equity method accounting. The balance sheet at December 31, 2023 has been derived from the audited financial statements of Intercontinental Exchange, Inc. (the ultimate parent company) at that date but does not include all of the information required by generally accepted accounting principles for complete financial statements. These financial statements should be read in conjunction with the Intercontinental Exchange, Inc. financial statements and notes thereto for the year ended December 31, 2023, which are contained in our Annual Report on Form 10-K previously filed with the Securities and Exchange Commission.



ICE US Holding Company LP
Balance Sheet
As Of December 31, 2023
(Unaudited)
(in thousands)

Current assets:		
Cash and Cash Equivalents	\$	4,310
Current income tax receivable		162
Prepaid expenses and other current assets		408
Due from affiliate		263
Current assets		<u>5,143</u>
Deferred Tax Asset		18
Non current assets		<u>18</u>
Investment in subsidiary		<u>321,999</u>
Total assets	\$	<u>327,160</u>
Liabilities and Equity		
Total liabilities		<u>0</u>
Equity:		
Contributed capital		46,258
Retained earnings		280,902
Total equity		<u>327,160</u>
Total liabilities and equity	\$	<u>327,160</u>

In the opinion of management, the accompanying unaudited financial statements contain all adjustments (consisting of normal recurring adjustments) necessary to fairly present our financial position and results of operations for the period presented. Certain information normally included in financial statements prepared in accordance with accounting principles generally accepted in the United States of America have been condensed or omitted. These financial statements do not include income taxes accounting and equity method accounting. The balance sheet at December 31, 2023 has been derived from the audited financial statements of Intercontinental Exchange, Inc. (the ultimate parent company) at that date but does not include all of the information required by generally accepted accounting principles for complete financial statements. These financial statements should be read in conjunction with the Intercontinental Exchange, Inc. financial statements and notes thereto for the year ended December 31, 2023, which are contained in our Annual Report on Form 10-K previously filed with the Securities and Exchange Commission.



ICE US Holding Company LP
Income Statement
Year Ended December 31, 2023
(Unaudited)
(in thousands)

Total revenues	<u>-</u>
Operating expenses:	
Selling, general & administration	<u>1</u>
Total operating expenses	<u>1</u>
Operating loss	<u>(1)</u>
Other Expense	<u>-</u>
Income tax expense	<u>246</u>
Net Loss	<u><u>\$ (247)</u></u>

In the opinion of management, the accompanying unaudited financial statements contain all adjustments (consisting of normal recurring adjustments) necessary to fairly present our financial position and results of operations for the period presented. Certain information normally included in financial statements prepared in accordance with accounting principles generally accepted in the United States of America have been condensed or omitted. These financial statements do not include income taxes accounting and equity method accounting. The balance sheet at December 31, 2023 has been derived from the audited financial statements of Intercontinental Exchange, Inc. (the ultimate parent company) at that date but does not include all of the information required by generally accepted accounting principles for complete financial statements. These financial statements should be read in conjunction with the Intercontinental Exchange, Inc. financial statements and notes thereto for the year ended December 31, 2023, which are contained in our Annual Report on Form 10-K previously filed with the Securities and Exchange Commission.



ICE US Holding Company LP LLC
Balance Sheet
As Of December 31, 2023
(Unaudited)

ASSETS:

Other assets	1
Total assets	<u><u>\$ 1</u></u>

LIABILITIES AND EQUITY:

EQUITY:

Member capital	1
Equity	<u><u>1</u></u>
Total equity	<u><u>\$ 1</u></u>

In the opinion of management, the accompanying unaudited financial statements contain all adjustments (consisting of non-recurring adjustments) necessary to fairly present our financial position and results of operations for the period presented. Certain information normally included in financial statements prepared in accordance with accounting principles generally accepted in the United States of America have been condensed or omitted. These financial statements do not include income taxes accounting and equity method accounting. The balance sheet at December 31, 2023 has been derived from the audited financial statements of Intercontinental Exchange, Inc. (the ultimate parent company) at that date but does not include all of the information required by generally accepted accounting principles for complete financial statements. These financial statements should be read in conjunction with the Intercontinental Exchange Group, Inc. financial statements and notes thereto for the ended December 31, 2023, which are contained in our Annual Report on Form 10-K previously filed with the Securities and Exchange Commission.



ICE U.S. OTC Commodity Markets, LLC

Balance Sheet

As Of December 31, 2023

(Unaudited)

(In thousands)

CURRENT ASSETS:

Cash and cash equivalents	\$	13,749
Accounts receivable, net		30,693
Prepaid Expenses and Other Current Assets		10
Current income tax receivable		14
Current assets		44,466
Total assets	\$	44,466

LIABILITIES AND MEMBER EQUITY:

CURRENT LIABILITIES:

Accounts payable and accrued liabilities	\$	16,977
Due to affiliate		8,199
Current liabilities		25,176
Total liabilities		25,176

EQUITY:

Additional paid-in capital		193
Retained earnings		19,097
Equity		19,290
Total liabilities and equity	\$	44,466

In the opinion of management, the accompanying unaudited financial statements contain all adjustments (consisting of normal adjustments) necessary to fairly present our financial position and results of operations for the period presented. Certain information normally included in financial statements prepared in accordance with accounting principles generally accepted in the United States of America have been condensed or omitted. These financial statements do not include income taxes accounting and equity measurement. The balance sheet at December 31, 2023 has been derived from the audited financial statements of Intercontinental Exchange, Inc. (the ultimate parent company) at that date but does not include all of the information required by generally accepted accounting principles for complete financial statements. These financial statements should be read in conjunction with the Intercontinental Exchange, Inc. financial statements and notes thereto for the year ended December 31, 2023, which are contained in our Annual Report on Form 10-K previously filed with the Securities and Exchange Commission.



ICE U.S. OTC Commodity Markets, LLC
Income Statement
As Of December 31, 2023
(Unaudited)
(In thousands)

REVENUES:

Transaction fees, net	\$	1,331
Market data fees		133,300
Other revenue		20,353
Intercompany revenue		5,391
Operating revenues		160,375

OPERATING EXPENSES:

Professional Services		3
Technology and communication		122
Selling, general & administration		233
Service & license fees to affiliates		121,222
Operating expenses		121,580
Operating income		38,795

OTHER EXPENSE:

Intercompany Interest Income		22
Other expense		12
Other Income		34

Pre-tax net income		38,829
Income tax expense		10
Net income	\$	38,819

In the opinion of management, the accompanying unaudited financial statements contain all adjustments (consisting of normal recurring adjustments) necessary to fairly present our financial position and results of operations for the period presented. Certain information normally included in financial statements prepared in accordance with accounting principles generally accepted in the United States of America have been condensed or omitted. These financial statements do not include income taxes accounting and equity method accounting. The balance sheet at December 31, 2023 has been derived from the audited financial statements of Intercontinental Exchange, Inc. (the ultimate parent company) at that date but does not include all of the information required by generally accepted accounting principles for complete financial statements. These financial statements should be read in conjunction with the Intercontinental Exchange, Inc. financial statements and notes thereto for the year ended December 31, 2023, which are contained in our Annual Report on Form 10-K previously filed with the Securities and Exchange Commission.



Interactive Data Holdings Corporation
Balance Sheet
As of December 31, 2023
(Unaudited)
(in thousands)

Current assets:	
Cash and Cash Equivalents	5
Due from affiliates	29,585
Current assets	29,590
Non-current assets:	
Goodwill	3,232,221
Other intangibles, net	1,433,589
Investment in subsidiary	9,847
Non-current assets	4,675,657
Total assets	\$ 4,705,247

LIABILITIES and EQUITY

Non-current liabilities:	
Deferred tax liabilities - noncurrent	409,276
Non-current liabilities	409,276
Total liabilities	409,276
Equity:	
Retained earnings	4,294,497
Accumulated Other Comprehensive Income	1,474
Total equity	4,295,971
Total liabilities and equity	\$ 4,705,247

In the opinion of management, the accompanying unaudited financial statements contain all adjustments (consisting of normal recurring adjustments) necessary to fairly present our financial position and results of operations for the period presented. Certain information normally included in financial statements prepared in accordance with accounting principles generally accepted in the United States of America have been condensed or omitted. These financial statements do not include income taxes accounting and equity method accounting. The balance sheet at December 31, 2023 has been derived from the audited financial statements of Intercontinental Exchange, Inc. (the ultimate parent company) at that date but does not include all of the information required by generally accepted accounting principles for complete financial statements. These financial statements should be read in conjunction with the Intercontinental Exchange, Inc. financial statements and notes thereto for the year ended December 31, 2023, which are contained in our Annual Report on Form 10-K previously filed with the Securities and Exchange Commission.



Interactive Data Holdings Corporation
Statement of Income
As of December 31, 2023
(Unaudited)
(in thousands)

Total revenues	<u>-</u>
Expenses:	
Depreciation and amortization	<u>113,047</u>
Operating expenses	<u>113,047</u>
Operating loss	(113,047)
Other expenses, net	<u>-</u>
Pre-tax net loss	(113,047)
Income tax benefit	<u>50,499</u>
Net loss	<u><u>\$ (62,548)</u></u>

In the opinion of management, the accompanying unaudited financial statements contain all adjustments (consisting of normal recurring adjustments) necessary to fairly present our financial position and results of operations for the period presented. Certain information normally included in financial statements prepared in accordance with accounting principles generally accepted in the United States of America have been condensed or omitted. These financial statements do not include income taxes accounting and equity method accounting. The balance sheet at December 31, 2023 has been derived from the audited financial statements of Intercontinental Exchange, Inc. (the ultimate parent company) at that date but does not include all of the information required by generally accepted accounting principles for complete financial statements. These financial statements should be read in conjunction with the Intercontinental Exchange, Inc. financial statements and notes thereto for the year ended December 31, 2023, which are contained in our Annual Report on Form 10-K previously filed with the Securities and Exchange Commission.



Interactive Data Online Properties, Inc.
Balance Sheet
As of December 31, 2023
(Unaudited)
(in thousands)

Current assets:

Accounts receivable, net	4
Current income tax receivable	17
Due from affiliates, net	39,704

Current assets

39,725

Total assets

\$ 39,725

LIABILITIES and EQUITY

Current liabilities:

Accounts payable and accrued liabilities	1
Deferred Revenue	98

Current liabilities

99

Non-current liabilities:

Deferred tax liabilities- non-current	1,263
---------------------------------------	-------

Non-current liabilities

1,263

Total liabilities

1,362

Equity:

Retained earnings	38,363
-------------------	--------

Total equity

38,363

Total liabilities and equity

\$ 39,725

In the opinion of management, the accompanying unaudited financial statements contain all adjustments (consisting of normal recurring adjustments) necessary to fairly present our financial position and results of operations for the period presented. Certain information normally included in financial statements prepared in accordance with accounting principles generally accepted in the United States of America have been condensed or omitted. These financial statements do not include income taxes accounting and equity method accounting. The balance sheet at December 31, 2023 has been derived from the audited financial statements of Intercontinental Exchange, Inc. (the ultimate parent company) at that date but does not include all of the information required by generally accepted accounting principles for complete financial statements. These financial statements should be read in conjunction with the Intercontinental Exchange, Inc. financial statements and notes thereto for the year ended December 31, 2023, which are contained in our Annual Report on Form 10-K previously filed with the Securities and Exchange Commission.



Interactive Data Online Properties, Inc.
Statement of Income
As of December 31, 2023
(Unaudited)
(in thousands)

Revenues:	
Data services fees, net	\$ 1,734
Total revenues	<u>1,734</u>
Expenses:	
Selling, general and administrative	<u>21</u>
Operating expenses	<u>21</u>
Operating income	1,713
Pre-tax net income	1,713
Income tax expense	326
Net income	<u>\$ 1,387</u>

In the opinion of management, the accompanying unaudited financial statements contain all adjustments (consisting of normal recurring adjustments) necessary to fairly present our financial position and results of operations for the period presented. Certain information normally included in financial statements prepared in accordance with accounting principles generally accepted in the United States of America have been condensed or omitted. These financial statements do not include income taxes accounting and equity method accounting. The balance sheet at December 31, 2023 has been derived from the audited financial statements of Intercontinental Exchange, Inc. (the ultimate parent company) at that date but does not include all of the information required by generally accepted accounting principles for complete financial statements. These financial statements should be read in conjunction with the Intercontinental Exchange, Inc. financial statements and notes thereto for the year ended December 31, 2023, which are contained in our Annual Report on Form 10-K previously filed with the Securities and Exchange Commission.



Interactive Data Real-Time Group, Inc.
Balance Sheet
As of December 31, 2023
(Unaudited)
(in thousands)

Current assets:	
Accounts receivable, net of allowance	94
Due from affiliates, net	403
Current assets	<u>497</u>
Other non-current assets:	
Deferred tax assets- non-current	1
Other non-current assets	<u>1</u>
Total assets	<u><u>498</u></u>

LIABILITIES and EQUITY

Equity:	
Retained earnings	498
Total equity	<u>498</u>
Total liabilities and equity	<u><u>498</u></u>

In the opinion of management, the accompanying unaudited financial statements contain all adjustments (consisting of normal recurring adjustments) necessary to fairly present our financial position and results of operations for the period presented. Certain information normally included in financial statements prepared in accordance with accounting principles generally accepted in the United States of America have been condensed or omitted. These financial statements do not include income taxes accounting and equity method accounting. The balance sheet at December 31, 2023 has been derived from the audited financial statements of Intercontinental Exchange, Inc. (the ultimate parent company) at that date but does not include all of the information required by generally accepted accounting principles for complete financial statements. These financial statements should be read in conjunction with the Intercontinental Exchange Group, Inc. financial statements and notes thereto for the year ended December 31, 2023, which are contained in our Annual Report on Form 10-K previously filed with the Securities and Exchange Commission.



Interactive Data Real-Time Group, Inc.
Statement of Income
As of December 31, 2023
(Unaudited)
(in thousands)

Revenues:	
Data services fees, net	\$ 276
Total revenues	<u>276</u>
Expenses:	
Professional Services	15
Selling, general and administrative	(6)
Operating expenses	<u>9</u>
Operating income	267
Other expense, net	(168)
Other expense, net	<u>(168)</u>
Pre-tax net income	99
Income tax expense	20
Net income	<u><u>\$ 79</u></u>

In the opinion of management, the accompanying unaudited financial statements contain all adjustments (consisting of normal recurring adjustments) necessary to fairly present our financial position and results of operations for the period presented. Certain information normally included in financial statements prepared in accordance with accounting principles generally accepted in the United States of America have been condensed or omitted. These financial statements do not include income taxes accounting and equity method accounting. The balance sheet at December 31, 2023 has been derived from the audited financial statements of Intercontinental Exchange, Inc. (the ultimate parent company) at that date but does not include all of the information required by generally accepted accounting principles for complete financial statements. These financial statements should be read in conjunction with the Intercontinental Exchange Group, Inc. financial statements and notes thereto for the year ended December 31, 2023, which are contained in our Annual Report on Form 10-K previously filed with the Securities and Exchange Commission.



INTERCONTINENTAL EXCHANGE HOLDINGS, INC.
BALANCE SHEET
As of December 31, 2023
(Unaudited)
(in thousands)

CURRENT ASSETS:

Cash and cash equivalents	\$ 10,781
Restricted cash	10,009
Accounts receivable, net of allowance	5,733
Prepaid expenses and other current assets	72,714
Due from affiliates, net	5,273,812
Current Income tax receivable	90,531
Current assets	<u>5,463,580</u>

PLANT PROPERTY AND EQUIPMENT:

Property and equipment	912,781
Accumulated depreciation	(649,586)
Operating Lease Right of Use Asset	98,836
Property and equipment, net	<u>362,031</u>

OTHER NON-CURRENT ASSETS:

Goodwill	511,185
Other intangibles, net	11,661
Deferred Income Tax Asset - Non Current	56,342
Investment in affiliates	2,666,640
Other non-current assets	133,074
Other non-current assets	<u>3,378,902</u>
Assets	<u><u>9,204,513</u></u>

LIABILITIES and EQUITY:

CURRENT LIABILITIES:

Accounts payable and accrued liabilities	63,164
Accrued salaries and benefits	85,988
Other current liabilities	14,397
Deferred revenue	186
Current liabilities	<u>163,735</u>

NON-CURRENT LIABILITIES:

Other non-current liabilities	226,222
Non-current liabilities	<u>226,222</u>
Liabilities	<u>389,957</u>

Noncontrolling interest

372,880

SHAREHOLDERS EQUITY:

Additional paid-in capital	614,245
Retained earnings	7,812,491
Accumulated other comprehensive income	14,940
Equity	<u>8,441,676</u>
Total liabilities and equity	<u><u>\$ 9,204,513</u></u>

In the opinion of management, the accompanying unaudited financial statements contain all adjustments (consisting of normal recurring adjustments) necessary to present fairly our financial position and results of operations for the period presented. Certain information normally included in financial statements prepared in accordance with accounting principles generally accepted in the United States of America have been condensed or omitted. These financial statements do not include income tax expense or deferred income tax assets. The balance sheet at December 31, 2023 has been derived from the audited financial statements of Intercontinental Exchange Holdings, Inc. (the "company") at that date but does not include all of the information required by generally accepted accounting principles for complete financial statements. These financial statements should be read in conjunction with the Intercontinental Exchange, Inc. financial statements and notes thereto for the year ended December 31, 2023 contained in our Annual Report on Form 10-K previously filed with the Securities and Exchange Commission.



INTERCONTINENTAL EXCHANGE HOLDINGS, INC.
STATEMENT OF INCOME
Year Ended December 31, 2023
(Unaudited)
(in thousands)

Transaction and clearing fees, net	\$	4,494
Data services fees, net		40,134
Affiliate revenue		543,170
Total revenue		587,798
Compensation and benefits		318,003
Professional services		27,467
Acquisition-related transaction and integration costs		75,978
Technology and communication		178,959
Rent and occupancy		5,346
Selling, general and administrative		55,735
Depreciation and amortization		105,358
Affiliate expense		33,471
Operating expenses		800,317
Operating loss		(212,519)
Interest income		664
Affiliate interest income		212,419
Other expense, net		(134,740)
Other income, net		78,343
Pre-tax net income		(134,176)
Income tax benefit		(13,328)
Net income		(120,848)
Net income from continuing operations attributable to non-controlling interest		(69,746)
Net income attributable to ICE	\$	(190,594)

In the opinion of management, the accompanying unaudited financial statements contain all adjustments (consisting of normal recurring adjustments) necessary to fairly present our financial position and results of operations for the period presented. Certain information normally included in financial statements prepared in accordance with accounting principles generally accepted in the United States of America have been condensed or omitted. These financial statements do not include income taxes accounting and equity method accounting. The balance sheet at December 31, 2023 has been derived from the audited financial statements of Intercontinental Exchange, Inc. (the ultimate parent company) at that date but does not include all of the information required by generally accepted accounting principles for complete financial statements. These financial statements should be read in conjunction with the Intercontinental Exchange, Inc. financial statements and notes thereto for the year ended December 31, 2023, which are contained in our Annual Report on Form 10-K previously filed with the Securities and Exchange Commission.



IntercontinentalExchange International, Inc.
Balance Sheet
As Of December 31, 2023
(Unaudited)

ASSETS:

Other assets	1
Total assets	<u><u>\$ 1</u></u>

LIABILITIES AND MEMBER EQUITY:

EQUITY:

Member capital	1
Equity	<u>1</u>
Total Equity	<u><u>\$ 1</u></u>

In the opinion of management, the accompanying unaudited financial statements contain all adjustments (consisting of no recurring adjustments) necessary to fairly present our financial position and results of operations for the period presented. Certain information normally included in financial statements prepared in accordance with accounting principles generally accepted in the United States of America have been condensed or omitted. These financial statements do not include income taxes accounting, equity method accounting. The balance sheet at December 31, 2023 has been derived from the audited financial statements of Intercontinental Exchange, Inc. (the ultimate parent company) at that date but does not include all of the information required by generally accepted accounting principles for complete financial statements. These financial statements should be read in conjunction with the Intercontinental Exchange, Inc. financial statements and notes thereto for the year ended December 31, 2023, which are contained in our Annual Report on Form 10-K previously filed with the Securities and Exchange Commission.

Intercontinental Exchange Property Protection, Inc.

Balance Sheet

As of December 31, 2023

(Unaudited)

(in thousands)



CURRENT ASSETS:

Cash and cash equivalents	\$ 2,056
Prepaid expenses and other current assets	840
Due from affiliates, net	8,273
Total current assets	11,169

NON-CURRENT ASSETS:

Deferred tax asset- non current	47
Total non-current assets	47

Total assets **\$ 11,216**

LIABILITIES and EQUITY:

CURRENT LIABILITIES:

Accounts Payable and Accrued Liabilities	\$ 65
Income tax payable	174
Current liabilities	914
Current Liabilities	1,153

Total Liabilities **1,153**

EQUITY:

Retained earnings	10,063
Total equity	10,063

Total liabilities and equity **\$ 11,216**

In the opinion of management, the accompanying unaudited financial statements contain all adjustments (consisting of normal recurring adjustments) necessary to fairly present our financial position and results of operations for the period presented. Certain information normally included in financial statements prepared in accordance with accounting principles generally accepted in the United States of America have been condensed or omitted. These financial statements do not include income taxes accounting and equity method accounting. The balance sheet at December 31, 2023 has been derived from the audited financial statements of Intercontinental Exchange, Inc. (the ultimate parent company) at that date but does not include all of the information required by generally accepted accounting principles for complete financial statements. These financial statements should be read in conjunction with the Intercontinental Exchange, Inc. financial statements and notes thereto for the year ended December 31, 2023, which are contained in our Annual Report on Form 10-K previously filed with the Securities and Exchange Commission.



Intercontinental Exchange Property Protection, Inc.
Statement of Income
Year Ended December 31, 2023
(Unaudited)
(in thousands)

Total Revenue	<u>\$ -</u>
Expenses:	
Compensation and benefits	(501)
Professional services	97
Selling, general and administrative	(265)
Operating Expenses	<u>(669)</u>
Operating Income	<u>669</u>
Interest income	1
Intercompany Interest income	507
Other Income	<u>508</u>
Pre-tax net income	1,177
Income tax expense	335
Net income	<u><u>\$ 842</u></u>

In the opinion of management, the accompanying unaudited financial statements contain all adjustments (consisting of normal recurring adjustments) necessary fairly present our financial position and results of operations for the period presented. Certain information normally included in financial statements prepared in accordance with accounting principles generally accepted in the United States of America have been condensed or omitted. These financial statements do not include income taxes accounting and equity method accounting. The balance sheet at December 31, 2023 has been derived from the audited financial statement of Intercontinental Exchange, Inc. (the ultimate parent company) at that date but does not include all of the information required by generally accepted accounting principles for complete financial statements. These financial statements should be read in conjunction with the IntercontinentalExchange Group, Inc. financial statements and notes thereto for the year ended December 31, 2023, which are contained in our Annual Report on Form 10-K previously filed with the Securities and Exchange Commission.



INTERCONTINENTAL EXCHANGE, INC.
BALANCE SHEET
As of December 31, 2023
(Unaudited)
(in thousands)

CURRENT ASSETS:

Cash and cash equivalents	\$	1,565
Prepaid expenses and other current assets		949
Income tax receivable		60,505
Current assets		63,019

OTHER NON-CURRENT ASSETS:

Investment in subsidiaries		40,918,387
Goodwill		18,021
Other intangibles, Net		48
Deferred tax asset - non-current		19,741
Other non-current assets		119,903
Other non-current assets		41,076,100
Assets	\$	41,139,119

LIABILITIES and EQUITY:

CURRENT LIABILITIES:

Accounts payable and accrued liabilities	\$	127,455
Accrued salaries and benefits		31,682
Due to affiliates, net		10,833,017
Income tax payable		108,898
Current debt		1,953,907
Current liabilities		13,054,959

NONCURRENT LIABILITIES:

Notes payable long-term		19,738,159
Non-current liabilities		19,738,159
Liabilities		32,793,118

EQUITY:

Common stock, \$0.01 par value		6,482
Treasury stock, at cost		(6,303,672)
Contributed capital		14,619,145
Retained earnings		2,049,392
Accumulated other comprehensive income		(2,025,346)
Equity		8,346,001
Total liabilities and equity	\$	41,139,119

In the opinion of management, the accompanying unaudited financial statements contain all adjustments (consisting of normal recurring adjustments) necessary to fairly present our financial position and results of operations for the period presented. Certain information normally included in financial statements prepared in accordance with accounting principles generally accepted in the United States of America have been condensed or omitted. These financial statements do not include income taxes accounting and equity method accounting. The balance sheet at December 31, 2023 has been derived from the audited financial statements of Intercontinental Exchange, Inc. (the ultimate parent company) at that date but does not include all of the information required by generally accepted accounting principles for complete financial statements. These financial statements should be read in conjunction with the Intercontinental Exchange, Inc. financial statements and notes thereto for the year ended December 31, 2023, which are contained in our Annual Report on Form 10-K previously filed with the Securities and Exchange Commission.



INTERCONTINENTAL EXCHANGE, INC.

STATEMENT OF INCOME

Year Ended December 31, 2023

(Unaudited)

(in thousands)

Total Revenue	<u>\$ -</u>
Compensation and benefits	1,194
Acquisition-related transaction and integration costs	52,155
Selling, general and administrative	836
Operating expenses	<u>54,185</u>
Operating loss	<u>(54,185)</u>
Interest income	213,329
Affiliate interest expense	(577,976)
Interest expense	(784,302)
Other expense, net	(2,509)
Other expense, net	<u>(1,151,458)</u>
Pre-tax net loss	<u>(1,205,643)</u>
Income tax benefit	305,879
Net loss	<u>\$ (899,764)</u>

In the opinion of management, the accompanying unaudited financial statements contain all adjustments (consisting of normal recurring adjustments) necessary to fairly present our financial position and results of operations for the period presented. Certain information normally included in financial statements prepared in accordance with accounting principles generally accepted in the United States of America have been condensed or omitted. These financial statements do not include income taxes accounting and equity method accounting. The balance sheet at December 31, 2023 has been derived from the audited financial statements of Intercontinental Exchange, Inc. (the ultimate parent company) at that date but does not include all of the information required by generally accepted accounting principles for complete financial statements. These financial statements should be read in conjunction with the Intercontinental Exchange, Inc. financial statements and notes thereto for the year ended December 31, 2023, which are contained in our Annual Report on Form 10-K previously filed with the Securities and Exchange Commission.



Internet Services Telco LLC
BALANCE SHEET
As of December 31, 2023
(Unaudited)
(in thousands)

PLANT PROPERTY AND EQUIPMENT:

Property and equipment	160
Accumulated depreciation	(160)
Property and equipment, net	<u>-</u>
Assets	<u><u>-</u></u>

LIABILITIES and EQUITY:

CURRENT LIABILITIES:

Due to affiliates, net	85
Current liabilities	<u>85</u>
Liabilities	<u>85</u>

SHAREHOLDERS EQUITY:

Retained deficit	(85)
Equity	<u>(85)</u>
Total liabilities and equity	<u><u>\$ -</u></u>

In the opinion of management, the accompanying unaudited financial statements contain all adjustments (consisting of normal recurring adjustments) necessary to fairly present our financial position and results of operations for the period presented. Certain information normally included in financial statements prepared in accordance with accounting principles generally accepted in the United States of America have been condensed or omitted. These financial statements do not include income taxes accounting and equity method accounting. The balance sheet at December 31, 2023 has been derived from the audited financial statements of Intercontinental Exchange, Inc. (the ultimate parent company) at that date but does not include all of the information required by generally accepted accounting principles for complete financial statements. These financial statements should be read in conjunction with the IntercontinentalExchange Group, Inc. financial statements and notes thereto for the year ended December 31, 2023, which are contained in our Annual Report on Form 10-K previously filed with the Securities and Exchange Commission.



MERSCORP Holdings, Inc.
BALANCE SHEET
As of December 31, 2023
(Unaudited)
(in thousands)

CURRENT ASSETS:

Cash and cash equivalents	\$	3,044
Accounts receivable, net of allowance		9,185
Due from affiliates, net		82,732
Prepaid expenses and other current assets		28
Income tax receivable		2,893
Current assets		97,882

PLANT PROPERTY AND EQUIPMENT:

Property and equipment		21,738
Accumulated depreciation		(15,878)
Operating lease asset		610
Property and equipment, net		6,470

NON-CURRENT ASSETS:

Deferred income tax asset non-current		1,536
Total restricted cash LT		90
Other non-current assets		1,626
Assets		105,978

LIABILITIES and EQUITY:

CURRENT LIABILITIES:

Accounts payable and accrued liabilities		209
Accrued salaries and benefits		1,298
Other current liabilities		409
Deferred revenue		16,154
Current liabilities		18,070

NON-CURRENT LIABILITIES:

Deferred tax liabilities - current		
Other non current liabilities		580
Non-current liabilities		580
Liabilities		18,650

SHAREHOLDERS EQUITY:

Contributed capital		201,176
Additional paid in capital		3,125
Retained deficit		(116,973)
Equity		87,328
Total liabilities and equity	\$	105,978

In the opinion of management, the accompanying unaudited financial statements contain all adjustments (consisting of normal recurring adjustments) necessary to fairly present our financial position and results of operations for the period presented. Certain information normally included in financial statements prepared in accordance with accounting principles generally accepted in the United States of America have been condensed or omitted. These financial statements do not include income taxes accounting and equity method accounting. The balance sheet at December 31, 2023 has been derived from the audited financial statements of Intercontinental Exchange, Inc. (the ultimate parent company) at that date but does not include all of the information required by generally accepted accounting principles for complete financial statements. These financial statements should be read in conjunction with the IntercontinentalExchange Group, Inc. financial statements and notes thereto for the year ended December 31, 2023, which are contained in our Annual Report on Form 10-K previously filed with the Securities and Exchange Commission.



MERSCORP Holdings, Inc.
STATEMENT OF INCOME
Year Ended December 31, 2023
(Unaudited)
(in thousands)

Mortgage Technology Revenues, net	91,647
Other revenue	-
Total revenue	91,647
Compensation and benefits	11,545
Professional Services	681
M&A Expenses	119
Technology and communication	819
Rent and other occupancy	9
Selling, general and administrative	475
Depreciation and amortization	3,934
Affiliate expense	3,883
Operating expenses	21,465
Operating income	70,182
Other income (expense)	5.00
Pre-tax net income	70,187
Income tax expense	18,694
Net income	51,493

In the opinion of management, the accompanying unaudited financial statements contain all adjustments (consisting of normal recurring adjustments) necessary to fairly present our financial position and results of operations for the period presented. Certain information normally included in financial statements prepared in accordance with accounting principles generally accepted in the United States of America have been condensed or omitted. These financial statements do not include income taxes accounting and equity method accounting. The balance sheet at December 31, 2023 has been derived from the audited financial statements of Intercontinental Exchange, Inc. (the ultimate parent company) at that date but does not include all of the information required by generally accepted accounting principles for complete financial statements. These financial statements should be read in conjunction with the IntercontinentalExchange Group, Inc. financial statements and notes thereto for the year ended December 31, 2023, which are contained in our Annual Report on Form 10-K previously filed with the Securities and Exchange Commission.



Monty Badger, LLC
Balance Sheet
As Of December 31, 2023
(Unaudited)

ASSETS:

Other assets	1
Total assets	<u><u>\$ 1</u></u>

LIABILITIES AND EQUITY:

EQUITY:

Member capital	1
Equity	<u><u>1</u></u>
Total equity	<u><u>\$ 1</u></u>

In the opinion of management, the accompanying unaudited financial statements contain all adjustments (consisting of non-recurring adjustments) necessary to fairly present our financial position and results of operations for the period presented. Certain information normally included in financial statements prepared in accordance with accounting principles generally accepted in the United States of America have been condensed or omitted. These financial statements do not include income taxes accounting and equity method accounting. The balance sheet at December 31, 2023 has been derived from the audit financial statements of Intercontinental Exchange, Inc. (the ultimate parent company) at that date but does not include all the information required by generally accepted accounting principles for complete financial statements. These financial statements should be read in conjunction with the Intercontinental Exchange, Inc. financial statements and notes thereto for the year ended December 31, 2023, which are contained in our Annual Report on Form 10-K previously filed with the Securities and Exchange Commission.



Mortgage Electronic Registration Systems, Inc.

BALANCE SHEET

As of December 31, 2023

(Unaudited)

(in thousands)

CURRENT ASSETS:

Cash and cash equivalents	\$	722
Income tax receivable		6
Current assets		<u>728</u>

OTHER NON-CURRENT ASSETS:

Deferred income tax asset		6
Other non-current assets		<u>6</u>
Assets		<u><u>734</u></u>

LIABILITIES and EQUITY:

CURRENT LIABILITIES:

Due to affiliates, net		535
Current liabilities		<u>535</u>

NON-CURRENT LIABILITIES:

Deferred tax liability - non current		6
Non-current liabilities		<u>6</u>
Liabilities		<u>541</u>

SHAREHOLDERS EQUITY:

Contributed capital		2,518
Retained deficit		(2,325)
Equity		<u>193</u>
Total liabilities and equity	\$	<u><u>734</u></u>

In the opinion of management, the accompanying unaudited financial statements contain all adjustments (consisting of normal recurring adjustments) necessary to fairly present our financial position and results of operations for the period presented. Certain information normally included in financial statements prepared in accordance with accounting principles generally accepted in the United States of America have been condensed or omitted. These financial statements do not include income taxes accounting and equity method accounting. The balance sheet at December 31, 2023 has been derived from the audited financial statements of Intercontinental Exchange, Inc. (the ultimate parent company) at that date but does not include all of the information required by generally accepted accounting principles for complete financial statements. These financial statements should be read in conjunction with the IntercontinentalExchange Group, Inc. financial statements and notes thereto for the year ended December 31, 2023, which are contained in our Annual Report on Form 10-K previously filed with the Securities and Exchange Commission.



Mortgage Electronic Registration Systems, Inc.
STATEMENT OF INCOME
Year Ended December 31, 2023
(Unaudited)
(in thousands)

Intercompany revenue	\$ -
Total revenue	0
Compensation and benefits	60
Operating expenses	60
Operating income	(60)
Other expense, net	(2)
Other income, net	(2)
Pre-tax net income	(62)
Income tax benefit	15
Net loss	(47)

In the opinion of management, the accompanying unaudited financial statements contain all adjustments (consisting of normal recurring adjustments) necessary to fairly present our financial position and results of operations for the period presented. Certain information normally included in financial statements prepared in accordance with accounting principles generally accepted in the United States of America have been condensed or omitted. These financial statements do not include income taxes accounting and equity method accounting. The balance sheet at December 31, 2023 has been derived from the audited financial statements of Intercontinental Exchange, Inc. (the ultimate parent company) at that date but does not include all of the information required by generally accepted accounting principles for complete financial statements. These financial statements should be read in conjunction with the IntercontinentalExchange Group, Inc. financial statements and notes thereto for the year ended December 31, 2023, which are contained in our Annual Report on Form 10-K previously filed with the Securities and Exchange Commission.



New York Futures Clearing Corporation
Balance Sheet
As Of December 31, 2023
(Unaudited)

ASSETS:

Other assets	1
Total assets	<u><u>\$ 1</u></u>

LIABILITIES AND MEMBER EQUITY:

MEMBER EQUITY:

Member capital	1
Member equity	<u><u>1</u></u>
Total Member Equity	<u><u>\$ 1</u></u>

In the opinion of management, the accompanying unaudited financial statements contain all adjustments (consisting of non-recurring adjustments) necessary to fairly present our financial position and results of operations for the period presented. Certain information normally included in financial statements prepared in accordance with accounting principles generally accepted in the United States of America have been condensed or omitted. These financial statements do not include income taxes accounting and equity method accounting. The balance sheet at December 31, 2023 has been derived from the audited financial statements of Intercontinental Exchange, Inc. (the ultimate parent company) at that date but does not include all of the information required by generally accepted accounting principles for complete financial statements. These financial statements should be read in conjunction with the Intercontinental Exchange Group, Inc. financial statements and notes thereto for the ended December 31, 2023, which are contained in our Annual Report on Form 10-K previously filed with the Securities and Exchange Commission.



New York Stock Exchange LLC
Balance Sheet
As Of December 31, 2023
(Unaudited)

ASSETS:

Other assets		1
Total assets	\$	1

LIABILITIES AND EQUITY:

EQUITY:

Member capital		1
Equity		1
Total equity	\$	1

In the opinion of management, the accompanying unaudited financial statements contain all adjustments (consisting of non-recurring adjustments) necessary to fairly present our financial position and results of operations for the period presented. Certain information normally included in financial statements prepared in accordance with accounting principles generally accepted in the United States of America have been condensed or omitted. These financial statements do not include income taxes accounting and equity method accounting. The balance sheet at December 31, 2023 has been derived from the audited financial statements of Intercontinental Exchange, Inc. (the ultimate parent company) at that date but does not include all of the information required by generally accepted accounting principles for complete financial statements. These financial statements should be read in conjunction with the Intercontinental Exchange, Inc. financial statements and notes thereto for the year ended December 31, 2023, which are contained in our Annual Report on Form 10-K previously filed with the Securities and Exchange Commission.



NSX Securities LLC
Balance Sheet
As Of December 31, 2023
(Unaudited)

ASSETS:

Other current assets	1
Total assets	\$ 1

LIABILITIES AND EQUITY:

EQUITY:

Retained Earnings	1
Equity	1
Total equity	\$ 1

In the opinion of management, the accompanying unaudited financial statements contain all adjustments (consisting of non-recurring adjustments) necessary to fairly present our financial position and results of operations for the period presented. Certain information normally included in financial statements prepared in accordance with accounting principles generally accepted in the United States of America have been condensed or omitted. These financial statements do not include income taxes accounting and equity method accounting. The balance sheet at December 31, 2023 has been derived from the audited financial statements of Intercontinental Exchange, Inc. (the ultimate parent company) at that date but does not include all of the information required by generally accepted accounting principles for complete financial statements. These financial statements should be read in conjunction with the Intercontinental Exchange, Inc. financial statements and notes thereto for the year ended December 31, 2023, which are contained in our Annual Report on Form 10-K previously filed with the Securities and Exchange Commission.



NYSE American LLC
BALANCE SHEET
As of December 31, 2023
(Unaudited)
(in thousands)

CURRENT ASSETS:

Cash and cash equivalents	\$	1,164
Accounts receivable, net of allowance		49,533
Current assets		50,697

NON-CURRENT ASSETS:

Goodwill	932,587
Other intangibles, net	608,448
Other noncurrent assets	164,771
Other non-current assets	1,705,806
Assets	1,756,503

LIABILITIES and EQUITY:

CURRENT LIABILITIES:

Accounts payable and accrued liabilities	61,434
Income Tax Payable	81
Deferred revenue	4,761
SEC fees payable	706
Due to affiliates, net	2,177
Current liabilities	69,159

NON-CURRENT LIABILITIES:

Deferred tax liabilities - noncurrent	185,326
Other non-current liabilities	5,347
Deferred Revenue - Long Term	4,348
Non-current liabilities	195,021
Liabilities	264,180

Noncontrolling interest

27,418

SHAREHOLDERS EQUITY:

Additional paid in capital	63,037
Retained earnings	1,400,902
Accumulated other comprehensive income	966
Equity	1,464,905
Total liabilities and equity	\$ 1,756,503

In the opinion of management, the accompanying unaudited financial statements contain all adjustments (consisting of normal recurring adjustments) necessary to fairly present our financial position and results of operations for the period presented. Certain information normally included in financial statements prepared in accordance with accounting principles generally accepted in the United States of America have been condensed or omitted. These financial statements do not include income taxes accounting and equity method accounting. The balance sheet at December 31, 2023 has been derived from the audited financial statements of Intercontinental Exchange, Inc. (the ultimate parent company) at that date but does not include all of the information required by generally accepted accounting principles for complete financial statements. These financial statements should be read in conjunction with the IntercontinentalExchange Group, Inc. financial statements and notes thereto for the year ended December 31, 2023, which are contained in our Annual Report on Form 10-K previously filed with the Securities and Exchange Commission.



NYSE American LLC
STATEMENT OF INCOME
Year Ended December 31, 2023
(Unaudited)
(in thousands)

Transaction and clearing fees, net	\$	22,882
Data services fees, net		8,591
Listing Fees		22,383
Other revenues		3,483
Affiliate revenue		1,510
Transaction based expenses		(21,089)
Total revenue, less transaction-based expenses		37,760
Compensation and benefits		122
Professional Services		1,555
Technology and communication		103
Selling, general and administrative		700
Depreciation and amortization		8,647
Affiliate expense		13,231
Operating expenses		24,358
Operating income		13,402
Interest expense		(5)
Other income, net		4,606
Other income, net		4,601
Pre-tax net income		18,003
Income tax expense		3,933
Net income		14,070

In the opinion of management, the accompanying unaudited financial statements contain all adjustments (consisting of normal recurring adjustments) necessary to fairly present our financial position and results of operations for the period presented. Certain information normally included in financial statements prepared in accordance with accounting principles generally accepted in the United States of America have been condensed or omitted. These financial statements do not include income taxes accounting and equity method accounting. The balance sheet at December 31, 2023 has been derived from the audited financial statements of Intercontinental Exchange, Inc. (the ultimate parent company) at that date but does not include all of the information required by generally accepted accounting principles for complete financial statements. These financial statements should be read in conjunction with the IntercontinentalExchange Group, Inc. financial statements and notes thereto for the year ended December 31, 2023, which are contained in our Annual Report on Form 10-K previously filed with the Securities and Exchange Commission.



NYSE ARCA LLC
BALANCE SHEET
As of December 31, 2023
(Unaudited)
(in thousands)

CURRENT ASSETS:		
Cash and cash equivalents		\$ 666
Accounts receivable, net of allowance		66,604
Due from affiliates, net		5,443
Prepaid expenses and other current assets		217
	Current assets	<u>72,930</u>
PLANT PROPERTY AND EQUIPMENT:		
Property and equipment		39,667
Accumulated depreciation		(39,406)
	Property and equipment, net	<u>261</u>
NON-CURRENT ASSETS:		
Goodwill		563,001
Other intangibles, net		921,816
Other non-current assets		35,904
	Other non-current assets	<u>1,520,721</u>
	Assets	<u><u>1,593,912</u></u>
LIABILITIES and EQUITY:		
CURRENT LIABILITIES:		
Accounts payable and accrued liabilities		33,240
Income tax payable		103
Deferred Revenue		(42)
SEC fees payable		29,540
	Current liabilities	<u>62,841</u>
NON-CURRENT LIABILITIES:		
Deferred tax liabilities - current		236,068
Other non-current liabilities		16,335
	Non-current liabilities	<u>252,403</u>
	Liabilities	<u>315,244</u>
SHAREHOLDERS EQUITY:		
Additional paid-in capital		9,356
Retained earnings		1,269,312
	Equity	<u>1,278,668</u>
	Total liabilities and equity	<u><u>\$ 1,593,912</u></u>

In the opinion of management, the accompanying unaudited financial statements contain all adjustments (consisting of normal recurring adjustments) necessary to fairly present our financial position and results of operations for the period presented. Certain information normally included in financial statements prepared in accordance with accounting principles generally accepted in the United States of America have been condensed or omitted. These financial statements do not include income taxes accounting and equity method accounting. The balance sheet at December 31, 2023 has been derived from the audited financial statements of Intercontinental Exchange, Inc. (the ultimate parent company) at that date but does not include all of the information required by generally accepted accounting principles for complete financial statements. These financial statements should be read in conjunction with the IntercontinentalExchange Group, Inc. financial statements and notes thereto for the year ended December 31, 2023, which are contained in our Annual Report on Form 10-K previously filed with the Securities and Exchange Commission.



NYSE ARCA LLC
STATEMENT OF INCOME
Year Ended December 31, 2023
(Unaudited)
(in thousands)

Transaction and clearing fees, net	\$	725,999
Data services fees, net		71,357
Listing Fees		16,953
Other revenues		30,442
Affiliate revenue		2,545
Transaction based expenses		(649,170)
Total revenue, less transaction-based expenses		198,126
Compensation and benefits		241
Professional services		3,085
Technology and communication		758
Selling, general and administrative		230
Depreciation and amortization		11,655
Affiliate expense		103,686
Operating expenses		119,655
Operating income		78,471
Affiliate interest income		12,577
Other expenses, net		(4,905)
Other income, net		7,672
Pre-tax net income		86,143
Income tax benefit		(4,584)
Net income		90,727

In the opinion of management, the accompanying unaudited financial statements contain all adjustments (consisting of normal recurring adjustments) necessary to fairly present our financial position and results of operations for the period presented. Certain information normally included in financial statements prepared in accordance with accounting principles generally accepted in the United States of America have been condensed or omitted. These financial statements do not include income taxes accounting and equity method accounting. The balance sheet at December 31, 2023 has been derived from the audited financial statements of Intercontinental Exchange, Inc. (the ultimate parent company) at that date but does not include all of the information required by generally accepted accounting principles for complete financial statements. These financial statements should be read in conjunction with the IntercontinentalExchange Group, Inc. financial statements and notes thereto for the year ended December 31, 2023, which are contained in our Annual Report on Form 10-K previously filed with the Securities and Exchange Commission.



NYSE ARCA, Inc.
BALANCE SHEET
As of December 31, 2023
(Unaudited)
(in thousands)

CURRENT ASSETS:

Cash and cash equivalents	\$	151
Accounts receivable, net of allowance		7,991
Due from affiliates, net		223,104
Prepaid expenses and other current assets		1,425
Income tax receivable		207
Current assets		232,878

PLANT PROPERTY AND EQUIPMENT:

Property and equipment		10,308
Accumulated depreciation		(4,553)
Operating lease right of use asset		4,445
Property and equipment, net		10,200

NON-CURRENT ASSETS:

Other noncurrent assets		141,018
Non-current assets		141,018
Assets		384,096

LIABILITIES and EQUITY:

CURRENT LIABILITIES:

Accounts payable and accrued liabilities		431
Accrued salaries and benefits		1,317
Other current liabilities		1,039
Deferred revenue		68
SEC fees payable		4,058
Current liabilities		6,913

NON-CURRENT LIABILITIES:

Deferred tax liabilities - noncurrent		29,338
Other non-current liabilities		6,243
Non-current liabilities		35,581
Liabilities		42,494

SHAREHOLDERS EQUITY:

Additional paid-in capital		6,212
Retained earnings		334,420
Accumulated other comprehensive income		970
Equity		341,602
Total liabilities and equity	\$	384,096

In the opinion of management, the accompanying unaudited financial statements contain all adjustments (consisting of normal recurring adjustments) necessary to fairly present our financial position and results of operations for the period presented. Certain information normally included in financial statements prepared in accordance with accounting principles generally accepted in the United States of America have been condensed or omitted. These financial statements do not include income taxes accounting and equity method accounting. The balance sheet at December 31, 2023 has been derived from the audited financial statements of Intercontinental Exchange, Inc. (the ultimate parent company) at that date but does not include all of the information required by generally accepted accounting principles for complete financial statements. These financial statements should be read in conjunction with the IntercontinentalExchange Group, Inc. financial statements and notes thereto for the year ended December 31, 2023, which are contained in our Annual Report on Form 10-K previously filed with the Securities and Exchange Commission.



NYSE ARCA, Inc.
STATEMENT OF INCOME
Year Ended December 31, 2023
(Unaudited)
(in thousands)

Transaction and clearing fees, net	\$ 643,002
Data services fees, net	15,951
Other revenues	25,424
Transaction based expenses	<u>(579,144)</u>
Total revenue, less transaction-based expenses	<u>105,233</u>
Compensation and benefits	6,384
Professional services	30
Technology and communication	1,828
Rent and occupancy	1,376
Selling, general and administrative	88
Depreciation and amortization	1,310
Affiliate expense	<u>12,159</u>
Operating expenses	<u>23,175</u>
Operating income	<u>82,058</u>
Affiliate interest income	14,901
Other income, net	<u>7,595</u>
Other expense, net	<u>22,496</u>
Pre-tax net income	104,554
Income tax expense	<u>26,677</u>
Net income	<u>77,877</u>

In the opinion of management, the accompanying unaudited financial statements contain all adjustments (consisting of normal recurring adjustments) necessary to fairly present our financial position and results of operations for the period presented. Certain information normally included in financial statements prepared in accordance with accounting principles generally accepted in the United States of America have been condensed or omitted. These financial statements do not include income taxes accounting and equity method accounting. The balance sheet at December 31, 2023 has been derived from the audited financial statements of Intercontinental Exchange, Inc. (the ultimate parent company) at that date but does not include all of the information required by generally accepted accounting principles for complete financial statements. These financial statements should be read in conjunction with the IntercontinentalExchange Group, Inc. financial statements and notes thereto for the year ended December 31, 2023, which are contained in our Annual Report on Form 10-K previously filed with the Securities and Exchange Commission.



NYSE Chicago Holdings, Inc.
Balance Sheet
As of December 31, 2023
(Unaudited)
(in thousands)

Current assets:

Cash and cash equivalents	\$	53
Due from affiliates, net		16,804

Current assets		16,857
-----------------------	--	--------

Other non-current assets:

Goodwill		32,258
Other intangibles assets, net		34,140
Other noncurrent assets		-

Other non-current assets		66,398
---------------------------------	--	--------

Total assets	\$	83,255
---------------------	----	--------

LIABILITIES and EQUITY

Current liabilities:

Accounts payable and accrued liabilities	\$	-
--	----	---

Current liabilities		0
----------------------------	--	---

Non-current liabilities:

Deferred tax liabilities - noncurrent		8,903
---------------------------------------	--	-------

Non-current liabilities		8,903
--------------------------------	--	-------

Total liabilities		8,903
--------------------------	--	-------

Equity:

Contributed capital		3,894
---------------------	--	-------

Retained earnings		70,458
-------------------	--	--------

Total equity		74,352
---------------------	--	--------

Total liabilities and equity	\$	83,255
-------------------------------------	----	--------

In the opinion of management, the accompanying unaudited financial statements contain all adjustments (consisting of normal recurring adjustments) necessary to fairly present our financial position and results of operations for the period presented. Certain information normally included in financial statements prepared in accordance with accounting principles generally accepted in the United States of America have been condensed or omitted. These financial statements do not include income taxes accounting and equity method accounting. The balance sheet at December 31, 2023 has been derived from the audited financial statements of Intercontinental Exchange, Inc. (the ultimate parent company) at that date but does not include all of the information required by generally accepted accounting principles for complete financial statements. These financial statements should be read in conjunction with the Intercontinental Exchange, Inc. financial statements and notes thereto for the year ended December 31, 2023, which are contained in our Annual Report on Form 10-K previously filed with the Securities and Exchange Commission.



NYSE Chicago Holdings, Inc.
Statement of Income
Year Ended December 31, 2023
(Unaudited)
(in thousands)

Revenues:	
Transaction and clearing fees, net	\$ -
Total revenues	<u>-</u>
Expenses:	
Selling, general and administrative	2
Depreciation and amortization	320
Operating expenses	<u>322</u>
Operating loss	<u>(322)</u>
Other expenses, net	-
Other expense, net	<u>-</u>
Pre-tax net loss	<u>(322)</u>
Income tax benefit	(554)
Net income	<u>\$ 232</u>

In the opinion of management, the accompanying unaudited financial statements contain all adjustments (consisting of normal recurring adjustments) necessary to fairly present our financial position and results of operations for the period presented. Certain information normally included in financial statements prepared in accordance with accounting principles generally accepted in the United States of America have been condensed or omitted. These financial statements do not include income taxes accounting and equity method accounting. The balance sheet at December 31, 2023 has been derived from the audited financial statements of Intercontinental Exchange, Inc. (the ultimate parent company) at that date but does not include all of the information required by generally accepted accounting principles for complete financial statements. These financial statements should be read in conjunction with the Intercontinental Exchange, Inc. financial statements and notes thereto for the year ended December 31, 2023, which are contained in our Annual Report on Form 10-K previously filed with the Securities and Exchange Commission.



NYSE Chicago, Inc.
Balance Sheet
As of December 31, 2023
(Unaudited)
(in thousands)

Current assets:	
Cash and cash equivalents	\$ 1,408
Accounts receivable	5,652
Income tax receivable	4
Due from affiliates, net	<u>37,361</u>
Current assets	<u>44,425</u>
Property and equipment:	
Property and equipment cost	5,472
Accumulated depreciation	<u>(4,317)</u>
Property and equipment, net	<u>1,155</u>
Other non-current assets:	
Deferred tax assets- non current	2,144
Other noncurrent assets	<u>6,237</u>
Other non-current assets	<u>8,381</u>
Total assets	<u>\$ 53,961</u>
LIABILITIES and EQUITY	
Current liabilities:	
Accounts payable and accrued liabilities	\$ (2,958)
Accrued salaries and benefits	183
SEC fees payable	<u>3,528</u>
Current liabilities	<u>753</u>
Non-current liabilities:	
Other noncurrent liabilities	508
Accrued employee benefits - long term	<u>1,427</u>
Non-current liabilities	<u>1,935</u>
Total liabilities	<u>2,688</u>
Equity:	
Contributed capital	8
Retained earnings	51,126
Accumulated other comprehensive income	<u>139</u>
Total equity	<u>51,273</u>
Total liabilities and equity	<u>\$ 53,961</u>

In the opinion of management, the accompanying unaudited financial statements contain all adjustments (consisting of normal recurring adjustments) necessary to fairly present our financial position and results of operations for the period presented. Certain information normally included in financial statements prepared in accordance with accounting principles generally accepted in the United States of America have been condensed or omitted. These financial statements do not include income taxes accounting and equity method accounting. The balance sheet at December 31, 2023 has been derived from the audited financial statements of Intercontinental Exchange, Inc. (the ultimate parent company) at that date but does not include all of the information required by generally accepted accounting principles for complete financial statements. These financial statements should be read in conjunction with the Intercontinental Exchange, Inc. financial statements and notes thereto for the year ended December 31, 2023, which are contained in our Annual Report on Form 10-K previously filed with the Securities and Exchange Commission.



NYSE Chicago, Inc.
Statement of Income
Year Ended December 31, 2023
(Unaudited)
(in thousands)

Revenues:	
Transaction and clearing fees, net	\$ 35,103
Market Data Fees	23,610
OTC and Other revenues	1,506
Affiliate revenue	78
Transaction based expenses	<u>(14,406)</u>
Total revenues	<u>45,891</u>
Expenses:	
Compensation and benefits	89
Professional services	580
Technology and communication	16
Selling, general and administrative	(480)
Depreciation and amortization	954
Affiliate expense	<u>9,102</u>
Operating expenses	<u>10,261</u>
Operating income	<u>35,630</u>
Other expenses, net	<u>(2,049)</u>
Other expense, net	<u>(2,049)</u>
Pre-tax net income	33,581
Income tax expense	<u>8,331</u>
Net income	<u>\$ 25,250</u>

In the opinion of management, the accompanying unaudited financial statements contain all adjustments (consisting of normal recurring adjustments) necessary to fairly present our financial position and results of operations for the period presented. Certain information normally included in financial statements prepared in accordance with accounting principles generally accepted in the United States of America have been condensed or omitted. These financial statements do not include income taxes accounting and equity method accounting. The balance sheet at December 31, 2023 has been derived from the audited financial statements of Intercontinental Exchange, Inc. (the ultimate parent company) at that date but does not include all of the information required by generally accepted accounting principles for complete financial statements. These financial statements should be read in conjunction with the Intercontinental Exchange, Inc. financial statements and notes thereto for the year ended December 31, 2023, which are contained in our Annual Report on Form 10-K previously filed with the Securities and Exchange Commission.



NYSE Group, Inc.
Balance Sheet
As of December 31, 2023
(Unaudited)
(in thousands)

CURRENT ASSETS:	
Cash and cash equivalents	\$ 616
Income tax receivable	502
Due from affiliates, net	561,752
Current assets	<u>562,870</u>
OTHER NON-CURRENT ASSETS:	
Goodwill	155,981
Investment in Sub	121,837
Operating Lease Right of Use Asset	229
Other non current assets	100
Deferred Tax Asset	701
Other non-current assets	<u>278,848</u>
Total assets	<u>\$ 841,718</u>
LIABILITIES and EQUITY:	
CURRENT LIABILITIES:	
Other Current Liabilities	\$ 95
Current liabilities	<u>95</u>
NON-CURRENT LIABILITIES:	
Other non-current liabilities	135
Non-current liabilities	<u>135</u>
Total liabilities	<u>230</u>
EQUITY:	
Contributed capital	3,490
Retained earnings	837,998
Total equity	<u>841,488</u>
Total liabilities and equity	<u>\$ 841,718</u>

In the opinion of management, the accompanying unaudited financial statements contain all adjustments (consisting of normal recurring adjustments) necessary to fairly present our financial position and results of operations for the period presented. Certain information normally included in financial statements prepared in accordance with accounting principles generally accepted in the United States of America have been condensed or omitted. These financial statements do not include income taxes accounting and equity method accounting. The balance sheet at December 31, 2023 has been derived from the audited financial statements of Intercontinental Exchange, Inc. (the ultimate parent company) at that date but does not include all of the information required by generally accepted accounting principles for complete financial statements. These financial statements should be read in conjunction with the Intercontinental Exchange Group, Inc. financial statements and notes thereto for the year ended December 31, 2023, which are contained in our Annual Report on Form 10-K previously filed with the Securities and Exchange Commission.



NYSE Group, Inc.
Statement of Income
Year Ended December 31, 2023
(Unaudited)
(in thousands)

Revenue:	
Total Revenue	<u>-</u>
Expenses:	
Selling, general, and administrative	(100)
Technology expenses	(2)
Intercompany expenses	3,285
Operating expenses	<u>3,183</u>
Operating loss	<u>(3,183)</u>
Intercompany Interest income	40,740
Other income net	(1)
Other income, net	<u>40,739</u>
Pre-tax net income	37,556
Income tax benefit	(24,389)
Net income	<u>\$ 61,945</u>

In the opinion of management, the accompanying unaudited financial statements contain all adjustments (consisting of normal recurring adjustments) necessary to fairly present our financial position and results of operations for the period presented. Certain information normally included in financial statements prepared in accordance with accounting principles generally accepted in the United States of America have been condensed or omitted. These financial statements do not include income taxes accounting and equity method accounting. The balance sheet at December 31, 2023 has been derived from the audited financial statements of Intercontinental Exchange, Inc. (the ultimate parent company) at that date but does not include all of the information required by generally accepted accounting principles for complete financial statements. These financial statements should be read in conjunction with the Intercontinental Exchange, Inc. financial statements and notes thereto for the year ended December 31, 2023, which are contained in our Annual Report on Form 10-K previously filed with the Securities and Exchange Commission.



NYSE Holdings LLC
Balance Sheet
As of December 31, 2023
(Unaudited)
(in thousands)

CURRENT ASSETS:

Cash and cash equivalents	\$	340
Income tax receivable		2
Current assets		<u>342</u>

OTHER NON-CURRENT ASSETS:

Investment in Sub		6,635,197
Other non-current assets		<u>6,635,197</u>
Assets	\$	<u><u>6,635,539</u></u>

LIABILITIES and EQUITY:

CURRENT LIABILITIES:

Due to affiliates, net		1,279,127
Current Liabilities		<u>1,279,127</u>
Liabilities		<u>1,279,127</u>

EQUITY:

Contributed Capital		24,346
Retained earnings		5,331,963
Accumulated other comprehensive income		103
Total equity		<u>5,356,412</u>
Total liabilities and equity	\$	<u><u>6,635,539</u></u>

In the opinion of management, the accompanying unaudited financial statements contain all adjustments (consisting of normal recurring adjustments) necessary to fairly present our financial position and results of operations for the period presented. Certain information normally included in financial statements prepared in accordance with accounting principles generally accepted in the United States of America have been condensed or omitted. These financial statements do not include income taxes accounting and equity method accounting. The balance sheet at December 31, 2023 has been derived from the audited financial statements of Intercontinental Exchange, Inc. (the ultimate parent company) at that date but does not include all of the information required by generally accepted accounting principles for complete financial statements. These financial statements should be read in conjunction with the Intercontinental Exchange, Inc. financial statements and notes thereto for the year ended December 31, 2023, which are contained in our Annual Report on Form 10-K previously filed with the Securities and Exchange Commission.



NYSE Holdings LLC
Statement of Income
Year Ended December 31, 2023
(Unaudited)
(in thousands)

Total Revenue, less transaction-based expenses	\$ -
Expenses:	
Selling, general and administrative	9
Intercompany Expense	-
Operating expenses	<u>9</u>
Operating loss	<u>(9)</u>
Interest income from affiliates	40,219
Other expense, net	2
Other income, net	<u>40,221</u>
Pre-tax net income	40,212
Income tax expense	1
Net income	<u><u>\$ 40,211</u></u>

In the opinion of management, the accompanying unaudited financial statements contain all adjustments (consisting of normal recurring adjustments) necessary to fairly present our financial position and results of operations for the period presented. Certain information normally included in financial statements prepared in accordance with accounting principles generally accepted in the United States of America have been condensed or omitted. These financial statements do not include income taxes accounting and equity method accounting. The balance sheet at December 31, 2023 has been derived from the audited financial statements of Intercontinental Exchange, Inc. (the ultimate parent company) at that date but does not include all of the information required by generally accepted accounting principles for complete financial statements. These financial statements should be read in conjunction with the Intercontinental Exchange Group, Inc. financial statements and notes thereto for the year ended December 31, 2023, which are contained in our Annual Report on Form 10-K previously filed with the Securities and Exchange Commission.



NYSE IP LLC
Balance Sheet
As of December 31, 2023
(Unaudited)
(in thousands)

CURRENT ASSETS:

Due from affiliates, net	\$	661
Current assets		<u>661</u>
Assets	<u>\$</u>	<u>661</u>

LIABILITIES AND EQUITY:

EQUITY:

Retained earnings		736
Accumulated other comprehensive income		<u>(75)</u>
Total equity		<u>661</u>
Total liabilities and equity	<u>\$</u>	<u>661</u>

In the opinion of management, the accompanying unaudited financial statements contain all adjustments (consisting of normal recurring adjustments) necessary to fairly present our financial position and results of operations for the period presented. Certain information normally included in financial statements prepared in accordance with accounting principles generally accepted in the United States of America have been condensed or omitted. These financial statements do not include income taxes accounting and equity method accounting. The balance sheet at December 31, 2023 has been derived from the audited financial statements of Intercontinental Exchange, Inc. (the ultimate parent company) at that date but does not include all of the information required by generally accepted accounting principles for complete financial statements. These financial statements should be read in conjunction with the IntercontinentalExchange Group, Inc. financial statements and notes thereto for the year ended December 31, 2023, which are contained in our Annual Report on Form 10-K previously filed with the Securities and Exchange Commission.



NYSE Liffe Holdings, LLC
Balance Sheet
As of December 31, 2023
(Unaudited)
(in thousands)

LIABILITIES and EQUITY:

CURRENT LIABILITIES:

Due to affiliate, net	\$ 3
Current liabilities	3
Liabilities	3

EQUITY:

Retained deficit	(3)
Total equity	(3)
Total liabilities and equity	\$ -

In the opinion of management, the accompanying unaudited financial statements contain all adjustments (consisting of normal recurring adjustments) necessary to fairly present our financial position and results of operations for the period presented. Certain information normally included in financial statements prepared in accordance with accounting principles generally accepted in the United States of America have been condensed or omitted. These financial statements do not include income taxes accounting and equity method accounting. The balance sheet at December 31, 2023 has been derived from the audited financial statements of Intercontinental Exchange, Inc. (the ultimate parent company) at that date but does not include all of the information required by generally accepted accounting principles for complete financial statements. These financial statements should be read in conjunction with the Intercontinental Exchange, Inc. financial statements and notes thereto for the year ended December 31, 2023, which are contained in our Annual Report on Form 10-K previously filed with the Securities and Exchange Commission.



NYSE Liffe Holdings, LLC
Statement of Income
Year Ended December 31, 2023
(Unaudited)
(in thousands)

	Total revenue	<u>0</u>
Compensation and benefits		(540)
	Operating expenses	<u>(540)</u>
	Operating income	<u>540</u>
	Pre-tax net income	540
Income tax benefit		
	Net income	<u>540</u>

In the opinion of management, the accompanying unaudited financial statements contain all adjustments (consisting of normal recurring adjustments) necessary to fairly present our financial position and results of operations for the period presented. Certain information normally included in financial statements prepared in accordance with accounting principles generally accepted in the United States of America have been condensed or omitted. These financial statements do not include income taxes accounting and equity method accounting. The balance sheet at December 31, 2023 has been derived from the audited financial statements of Intercontinental Exchange, Inc. (the ultimate parent company) at that date but does not include all of the information required by generally accepted accounting principles for complete financial statements. These financial statements should be read in conjunction with the Intercontinental Exchange, Inc. financial statements and notes thereto for the year ended December 31, 2023, which are contained in our Annual Report on Form 10-K previously filed with the Securities and Exchange Commission.



NYSE Liffe US LLC
Balance Sheet
As of December 31, 2023
(Unaudited)
(in thousands)

NON-CURRENT ASSETS:

Goodwill	(31)
Other non-current assets	(31)
Total assets	\$ (31)

LIABILITIES and EQUITY:

EQUITY:

Retained deficit	(31)
Total equity	(31)
Total liabilities and equity	\$ (31)

In the opinion of management, the accompanying unaudited financial statements contain all adjustments (consisting of normal recurring adjustments) necessary to fairly present our financial position and results of operations for the period presented. Certain information normally included in financial statements prepared in accordance with accounting principles generally accepted in the United States of America have been condensed or omitted. These financial statements do not include income taxes accounting and equity method accounting. The balance sheet at December 31, 2023 has been derived from the audited financial statements of Intercontinental Exchange, Inc. (the ultimate parent company) at that date but does not include all of the information required by generally accepted accounting principles for complete financial statements. These financial statements should be read in conjunction with the Intercontinental Exchange, Inc. financial statements and notes thereto for the year ended December 31, 2023, which are contained in our Annual Report on Form 10-K previously filed with the Securities and Exchange Commission.



NYSE Market (DE), Inc.
BALANCE SHEET
As of December 31, 2023
(Unaudited)
(in thousands)

CURRENT ASSETS:

Cash and cash equivalents	\$	8,611
Short-term Investments		10,816
Accounts receivable, net		171,869
Due from affiliates, net		723,078
Prepaid expenses and other current assets		8,868
Income tax receivable		883
Current assets		924,125

PLANT PROPERTY AND EQUIPMENT:

Property and equipment		681,395
Accumulated depreciation		(302,677)
Operating Lease Right of Use Asset		14,784
Property and equipment, net		393,502

NON-CURRENT ASSETS:

Goodwill		1,564,001
Other intangibles, net		1,771,206
Investment in sub		440,448
Other non-current assets		130,215
Other non-current assets		3,905,870
Assets		5,223,497

LIABILITIES and EQUITY:

CURRENT LIABILITIES:

Accounts payable and accrued liabilities		64,624
Accrued salaries and benefits		59,487
Other Current Liabilities		3,243
Deferred revenue		31,128
SEC fees payable		37,617
Current liabilities		196,099

NON-CURRENT LIABILITIES:

Deferred tax liabilities - current		421,844
Other non-current liabilities		92,935
Accrued employee benefits - long term		143,216
Deferred revenue - long term		67,731
Non-current liabilities		725,726
Liabilities		921,825

SHAREHOLDERS EQUITY:

Additional paid-in capital		203,539
Retained earnings		4,164,622
Accumulated other comprehensive income		(66,489)
Equity		4,301,672
Total liabilities and equity		\$ 5,223,497

In the opinion of management, the accompanying unaudited financial statements contain all adjustments (consisting of normal recurring adjustments) necessary to fairly present our financial position and results of operations for the period presented. Certain information normally included in financial statements prepared in accordance with accounting principles generally accepted in the United States of America have been condensed or omitted. These financial statements do not include income taxes accounting and equity method accounting. The balance sheet at December 31, 2023 has been derived from the audited financial statements of Intercontinental Exchange, Inc. (the ultimate parent company) at that date but does not include all of the information required by generally accepted accounting principles for complete financial statements. These financial statements should be read in conjunction with the Intercontinental Exchange, Inc. financial statements and notes thereto for the year ended December 31, 2023, which are contained in our Annual Report on Form 10-K previously filed with the Securities and Exchange Commission.



NYSE Market (DE), Inc.
STATEMENT OF INCOME
Year Ended December 31, 2023
(Unaudited)
(in thousands)

Transaction and clearing fees, net	\$	752,411
Data services fees, net		244,738
Listing Fees		457,699
Other revenues		50,130
Affiliate revenue		126,232
Transaction based expenses		<u>(570,174)</u>
Total revenue, less transaction-based expenses		<u>1,061,036</u>
Compensation and benefits		180,633
Professional services		38,290
M&A		118
Technology and communication		30,007
Rent and occupancy		10,762
Selling, general and administrative		81,498
Depreciation and amortization		75,368
Affiliate expense		<u>64,425</u>
Operating expenses		<u>481,101</u>
Operating income		<u>579,935</u>
Interest income		369
Affiliate interest income		54,639
Interest expense		(5)
Other income, net		<u>(815)</u>
Other income, net		<u>54,188</u>
Pre-tax net income		<u>634,123</u>
Income tax expense		<u>145,944</u>
Net income		<u>488,179</u>

In the opinion of management, the accompanying unaudited financial statements contain all adjustments (consisting of normal recurring adjustments) necessary to fairly present our financial position and results of operations for the period presented. Certain information normally included in financial statements prepared in accordance with accounting principles generally accepted in the United States of America have been condensed or omitted. These financial statements do not include income taxes accounting and equity method accounting. The balance sheet at December 31, 2023 has been derived from the audited financial statements of Intercontinental Exchange, Inc. (the ultimate parent company) at that date but does not include all of the information required by generally accepted accounting principles for complete financial statements. These financial statements should be read in conjunction with the IntercontinentalExchange Group, Inc. financial statements and notes thereto for the year ended December 31, 2023, which are contained in our Annual Report on Form 10-K previously filed with the Securities and Exchange Commission.



NYSE National, Inc.
BALANCE SHEET
As of December 31, 2023
(Unaudited)
(in thousands)

CURRENT ASSETS:			
Cash and cash equivalents		\$	208
Accounts receivable, net			1,406
	Current assets		<u>1,614</u>
PLANT PROPERTY AND EQUIPMENT:			
Property and equipment			4,720
Accumulated depreciation			(4,720)
	Property and equipment, net		<u>0</u>
NON-CURRENT ASSETS:			
Goodwill			5,355
Other intangibles, net			2,000
Other non-current assets			10,844
	Other non-current assets		<u>18,199</u>
	Assets		<u><u>19,813</u></u>
LIABILITIES and EQUITY:			
CURRENT LIABILITIES:			
Accounts payable and accrued liabilities			(229)
Due to affiliates, net			2,998
SEC Fees Payable			1,017
	Current liabilities		<u>3,786</u>
NON-CURRENT LIABILITIES:			
Deferred tax liabilities - non current			344
Other Non-Current Liabilities			3
	Non-current liabilities		<u>347</u>
	Liabilities		<u>4,133</u>
SHAREHOLDERS EQUITY:			
Retained earnings			15,680
	Equity		<u>15,680</u>
	Total liabilities and equity	\$	<u><u>19,813</u></u>

In the opinion of management, the accompanying unaudited financial statements contain all adjustments (consisting of normal recurring adjustments) necessary to fairly present our financial position and results of operations for the period presented. Certain information normally included in financial statements prepared in accordance with accounting principles generally accepted in the United States of America have been condensed or omitted. These financial statements do not include income taxes accounting and equity method accounting. The balance sheet at December 31, 2023 has been derived from the audited financial statements of Intercontinental Exchange, Inc. (the ultimate parent company) at that date but does not include all of the information required by generally accepted accounting principles for complete financial statements. These financial statements should be read in conjunction with the Intercontinental Exchange, Inc. financial statements and notes thereto for the year ended December 31, 2023, which are contained in our Annual Report on Form 10-K previously filed with the Securities and Exchange Commission.



NYSE National, Inc.
STATEMENT OF INCOME
Year Ended December 31, 2023
(Unaudited)
(in thousands)

Transaction and clearing fees, net	35,335
Data services fees, net	4,573
Other revenues	205
Affiliate revenue	30
Transaction based expenses	(31,158)
Total revenue	8,985
Compensation and benefits	129
Professional Services	496
Selling, general and administrative	5
Depreciation and amortization	353
Affiliate expense	2,205
Operating expenses	3,188
Operating income	5,797
Other expense	(3,072)
Pre-tax net income	2,725
Income tax expense	671
Net income	2,054

In the opinion of management, the accompanying unaudited financial statements contain all adjustments (consisting of normal recurring adjustments) necessary to fairly present our financial position and results of operations for the period presented. Certain information normally included in financial statements prepared in accordance with accounting principles generally accepted in the United States of America have been condensed or omitted. These financial statements do not include income taxes accounting and equity method accounting. The balance sheet at December 31, 2023 has been derived from the audited financial statements of Intercontinental Exchange, Inc. (the ultimate parent company) at that date but does not include all of the information required by generally accepted accounting principles for complete financial statements. These financial statements should be read in conjunction with the IntercontinentalExchange Group, Inc. financial statements and notes thereto for the year ended December 31, 2023, which are contained in our Annual Report on Form 10-K previously filed with the Securities and Exchange Commission.



NYSE Technologies Connectivity, Inc.
BALANCE SHEET
As of December 31, 2023
(Unaudited)

CURRENT ASSETS:

Cash and cash equivalents	\$	473
Accounts receivable, net		39,768
Due from affiliates, net		803,467
Prepaid expenses and other current assets		1,971
Current assets		845,679

PLANT PROPERTY AND EQUIPMENT:

Property and equipment		20,059
Accumulated depreciation		(14,259)
Property and equipment, net		5,800

NON-CURRENT ASSETS:

Goodwill		332,000
Other intangibles, net		345,000
Other non current assets		14
Other non-current assets		677,014
Assets		1,528,493

LIABILITIES and EQUITY:

CURRENT LIABILITIES:

Accounts payable and accrued liabilities		4,324
Accrued salaries and benefits		961
Income tax payable		21
Current liabilities		5,306

NON-CURRENT LIABILITIES:

Deferred tax liabilities - noncurrent		86,816
Other non-current liabilities		3,230
Non-current liabilities		90,046
Liabilities		95,352

SHAREHOLDERS EQUITY:

Contributed capital		6,667
Retained earnings		1,426,462
Accumulated other comprehensive income		12
Equity		1,433,141
Total liabilities and equity	\$	1,528,493

In the opinion of management, the accompanying unaudited financial statements contain all adjustments (consisting of normal recurring adjustments) necessary to fairly present our financial position and results of operations for the period presented. Certain information normally included in financial statements prepared in accordance with accounting principles generally accepted in the United States of America have been condensed or omitted. These financial statements do not include income taxes accounting and equity method accounting. The balance sheet at December 31, 2023 has been derived from the audited financial statements of Intercontinental Exchange, Inc. (the ultimate parent company) at that date but does not include all of the information required by generally accepted accounting principles for complete financial statements. These financial statements should be read in conjunction with the IntercontinentalExchange Group, Inc. financial statements and notes thereto for the year ended December 31, 2023, which are contained in our Annual Report on Form 10-K previously filed with the Securities and Exchange Commission.



NYSE Technologies Connectivity, Inc.
STATEMENT OF INCOME
Year Ended December 31, 2023
(Unaudited)
(in thousands)

Exchanges Data Services	\$ 53,259
Other Data Services	170,415
Affiliate Revenue	5,752
Total revenue	229,426
Compensation and benefits	5,061
Technology and communication	26,901
Rent and occupancy	344
Selling, general and administrative	474
Depreciation and amortization	1,831
Affiliate expense	14,133
Operating expenses	48,744
Operating income	180,682
Affiliate interest income	40,712
Other Expense	1
Other expense, net	40,713
Pre-tax net income	221,395
Income tax expense	52,829
Net income	168,566

In the opinion of management, the accompanying unaudited financial statements contain all adjustments (consisting of normal recurring adjustments) necessary to fairly present our financial position and results of operations for the period presented. Certain information normally included in financial statements prepared in accordance with accounting principles generally accepted in the United States of America have been condensed or omitted. These financial statements do not include income taxes accounting and equity method accounting. The balance sheet at December 31, 2023 has been derived from the audited financial statements of Intercontinental Exchange, Inc. (the ultimate parent company) at that date but does not include all of the information required by generally accepted accounting principles for complete financial statements. These financial statements should be read in conjunction with the IntercontinentalExchange Group, Inc. financial statements and notes thereto for the year ended December 31, 2023, which are contained in our Annual Report on Form 10-K previously filed with the Securities and Exchange Commission.



OB Acquisition, LLC
Balance Sheet
As Of December 31, 2023
(Unaudited)

ASSETS:

Other assets	1
Total assets	\$ 1

LIABILITIES AND EQUITY:

EQUITY:

Member capital	1
Equity	1
Total equity	\$ 1

In the opinion of management, the accompanying unaudited financial statements contain all adjustments (consisting of non-recurring adjustments) necessary to fairly present our financial position and results of operations for the period presented. Certain information normally included in financial statements prepared in accordance with accounting principles generally accepted in the United States of America have been condensed or omitted. These financial statements do not include income taxes accounting and equity method accounting. The balance sheet at December 31, 2023 has been derived from the audit financial statements of Intercontinental Exchange, Inc. (the ultimate parent company) at that date but does not include all the information required by generally accepted accounting principles for complete financial statements. These financial statements should be read in conjunction with the Intercontinental Exchange, Inc. financial statements and notes thereto for the year ended December 31, 2023, which are contained in our Annual Report on Form 10-K previously filed with the Securities and Exchange Commission.



Optimal Blue Holdco, LLC
Balance Sheet
As Of December 31, 2023
(Unaudited)

ASSETS:

Other assets		1
Total assets	\$	1

LIABILITIES AND EQUITY:

EQUITY:

Member capital		1
Equity		1
Total equity	\$	1

In the opinion of management, the accompanying unaudited financial statements contain all adjustments (consisting of non-recurring adjustments) necessary to fairly present our financial position and results of operations for the period presented. Certain information normally included in financial statements prepared in accordance with accounting principles generally accepted in the United States of America have been condensed or omitted. These financial statements do not include income taxes accounting and equity method accounting. The balance sheet at December 31, 2023 has been derived from the audit financial statements of Intercontinental Exchange, Inc. (the ultimate parent company) at that date but does not include all the information required by generally accepted accounting principles for complete financial statements. These financial statements should be read in conjunction with the Intercontinental Exchange, Inc. financial statements and notes thereto for the year ended December 31, 2023, which are contained in our Annual Report on Form 10-K previously filed with the Securities and Exchange Commission.



Optimal Blue I, LLC
BALANCE SHEET
 As of December 31, 2023
 (Unaudited)
 (in thousands)

CURRENT ASSETS:

Income tax receivable		\$ 6,439
	Current assets	6,439

NON-CURRENT ASSETS:

Deferred tax assets		201,082
	Other non-current assets	201,082
	Assets	207,521

LIABILITIES and EQUITY:

NON-CURRENT LIABILITIES:

Other non-current liabilities		63
	Non-current liabilities	63
	Liabilities	63

SHAREHOLDERS EQUITY:

Contributed capital		180,244
Retained earnings		27,214
	Equity	207,458
	Total liabilities and equity	\$ 207,521

In the opinion of management, the accompanying unaudited financial statements contain all adjustments (consisting of normal recurring adjustments) necessary to fairly present our financial position and results of operations for the period presented. Certain information normally included in financial statements prepared in accordance with accounting principles generally accepted in the United States of America have been condensed or omitted. These financial statements do not include income taxes accounting and equity method accounting. The balance sheet at December 31, 2023 has been derived from the audited financial statements of Intercontinental Exchange, Inc. (the ultimate parent company) at that date but does not include all of the information required by generally accepted accounting principles for complete financial statements. These financial statements should be read in conjunction with the Intercontinental Exchange, Inc. financial statements and notes thereto for the year ended December 31, 2023, which are contained in our Annual Report on Form 10-K previously filed with the Securities and Exchange Commission.



Optimal Blue I, LLC
STATEMENT OF INCOME
Year Ended December 31, 2023⁽¹⁾
(Unaudited)
(in thousands)

Mortgage Technology		\$ -
	Total revenue	<u>-</u>
Selling, general and administrative		449
	Operating expenses	<u>449</u>
	Operating loss	<u>(449)</u>
	Pre-tax net loss	(449)
Income tax benefit		56,888
	Net income before equity earnings	<u>56,439</u>
Equity Earnings in Subsidiaries		(29,225)
	Net income	<u>27,214</u>

⁽¹⁾ Entity was acquired September 5, 2023 and only income statement impacts beyond the acquisition date are included in the consolidated statement of income of Intercontinental Exchange, Inc.. Statement of income presented above is for calendar-year 2023.

In the opinion of management, the accompanying unaudited financial statements contain all adjustments (consisting of normal recurring adjustments) necessary to fairly present our financial position and results of operations for the period presented. Certain information normally included in financial statements prepared in accordance with accounting principles generally accepted in the United States of America have been condensed or omitted. These financial statements do not include income taxes accounting and equity method accounting. The balance sheet at December 31, 2023 has been derived from the audited financial statements of Intercontinental Exchange, Inc. (the ultimate parent company) at that date but does not include all of the information required by generally accepted accounting principles for complete financial statements. These financial statements should be read in conjunction with the Intercontinental Exchange, Inc. financial statements and notes thereto for the year ended December 31, 2023, which are contained in our Annual Report on Form 10-K previously filed with the Securities and Exchange Commission.



PDR Services LLC
Balance Sheet
As Of December 31, 2023
(Unaudited)

ASSETS:

Other assets	1
Total assets	<u><u>\$ 1</u></u>

LIABILITIES AND EQUITY:

EQUITY:

Member capital	1
Equity	<u><u>1</u></u>
Total equity	<u><u>\$ 1</u></u>

In the opinion of management, the accompanying unaudited financial statements contain all adjustments (consisting of non-recurring adjustments) necessary to fairly present our financial position and results of operations for the period presented. Certain information normally included in financial statements prepared in accordance with accounting principles generally accepted in the United States of America have been condensed or omitted. These financial statements do not include income taxes accounting and equity method accounting. The balance sheet at December 31, 2023 has been derived from the audited financial statements of Intercontinental Exchange, Inc. (the ultimate parent company) at that date but does not include all the information required by generally accepted accounting principles for complete financial statements. These financial statements should be read in conjunction with the Intercontinental Exchange, Inc. financial statements and notes thereto for the year ended December 31, 2023, which are contained in our Annual Report on Form 10-K previously filed with the Securities and Exchange Commission.



Pit Trader, LLC
Balance Sheet
As Of December 31, 2023
(Unaudited)

ASSETS:

Other assets	1
Total assets	<u><u>\$ 1</u></u>

LIABILITIES AND MEMBER EQUITY:

EQUITY:

Member capital	1
Equity	<u><u>1</u></u>
Total Equity	<u><u>\$ 1</u></u>

In the opinion of management, the accompanying unaudited financial statements contain all adjustments (consisting of non-recurring adjustments) necessary to fairly present our financial position and results of operations for the period presented. Certain information normally included in financial statements prepared in accordance with accounting principles generally accepted in the United States of America have been condensed or omitted. These financial statements do not include income taxes accounting and equity method accounting. The balance sheet at December 31, 2023 has been derived from the audited financial statements of Intercontinental Exchange, Inc. (the ultimate parent company) at that date but does not include all the information required by generally accepted accounting principles for complete financial statements. These financial statements should be read in conjunction with the Intercontinental Exchange, Inc. financial statements and notes thereto for the year ended December 31, 2023, which are contained in our Annual Report on Form 10-K previously filed with the Securities and Exchange Commission.



Q-WIXX B SUB, LLC
BALANCE SHEET
As of December 31, 2023
(Unaudited)

ASSETS:

OTHER NON-CURRENT ASSETS:

Investment in subsidiaries		1,989
	Other non-current assets	1,989
	Assets	1,989

LIABILITIES and EQUITY:

CURRENT LIABILITIES:

Due to affiliates, net		-
	Current liabilities	-

EQUITY:

Retained earnings		1,989
	Equity	1,989
	Total liabilities and equity	\$ 1,989

In the opinion of management, the accompanying unaudited financial statements contain all adjustments (consisting of normal recurring adjustments) necessary to fairly present our financial position and results of operations for the period presented. Certain information normally included in financial statements prepared in accordance with accounting principles generally accepted in the United States of America have been condensed or omitted. These financial statements do not include income taxes accounting and equity method accounting. The balance sheet at December 31, 2023 has been derived from the audited financial statements of Intercontinental Exchange, Inc. (the ultimate parent company) at that date but does not include all of the information required by generally accepted accounting principles for complete financial statements. These financial statements should be read in conjunction with the Intercontinental Exchange, Inc. financial statements and notes thereto for the year ended December 31, 2023, which are contained in our Annual Report on Form 10-K previously filed with the Securities and Exchange Commission.



Q-WIXX B SUB, LLC
STATEMENT OF INCOME
Year Ended December 31, 2023
(Unaudited)
(In thousands)

Total revenue	\$ -
Selling, general & administration	-
Operating expenses	<u>-</u>
Operating loss	-
Pre-tax net loss	-
Income tax benefit	<u>-</u>
Net income	<u><u>\$ -</u></u>

In the opinion of management, the accompanying unaudited financial statements contain all adjustments (consisting of normal recurring adjustments) necessary to fairly present our financial position and results of operations for the period presented. Certain information normally included in financial statements prepared in accordance with accounting principles generally accepted in the United States of America have been condensed or omitted. These financial statements do not include income taxes accounting and equity method accounting. The balance sheet at December 31, 2023 has been derived from the audited financial statements of Intercontinental Exchange, Inc. (the ultimate parent company) at that date but does not include all of the information required by generally accepted accounting principles for complete financial statements. These financial statements should be read in conjunction with the IntercontinentalExchange Group, Inc. financial statements and notes thereto for the year ended December 31, 2023, which are contained in our Annual Report on Form 10-K previously filed with the Securities and Exchange Commission.



QW HOLDINGS, LLC
BALANCE SHEET
As of December 31, 2023
(Unaudited)
(In thousands)

CURRENT ASSETS:

Cash and cash equivalents	\$	-
Current assets		<u>-</u>
Total assets		<u><u>-</u></u>

EQUITY:

Contributed capital		(465)
Retained earnings	\$	465
Equity		<u>-</u>
Total equity	\$	<u><u>-</u></u>

In the opinion of management, the accompanying unaudited financial statements contain all adjustments (consisting of normal recurring adjustments) necessary to fairly present our financial position and results of operations for the period presented. Certain information normally included in financial statements prepared in accordance with accounting principles generally accepted in the United States of America have been condensed or omitted. These financial statements do not include income taxes accounting and equity method accounting. The balance sheet at December 31, 2023 has been derived from the audited financial statements of Intercontinental Exchange, Inc. (the ultimate parent company) at that date but does not include all of the information required by generally accepted accounting principles for complete financial statements. These financial statements should be read in conjunction with the IntercontinentalExchange Group, Inc. financial statements and notes thereto for the year ended December 31, 2023, which are contained in our Annual Report on Form 10-K previously filed with the Securities and Exchange Commission.



QW HOLDINGS, LLC
STATEMENT OF INCOME
Year Ended December 31, 2023
(Unaudited)
(In thousands)

Total revenue	\$ -
Selling, general & administration	-
Operating expenses	<u>-</u>
Operating loss	-
Intercompany interest income	60
Pre-tax net income	<u>60</u>
Income tax expense	<u>-</u>
Net income	<u><u>\$ 60</u></u>

In the opinion of management, the accompanying unaudited financial statements contain all adjustments (consisting of normal recurring adjustments) necessary to fairly present our financial position and results of operations for the period presented. Certain information normally included in financial statements prepared in accordance with accounting principles generally accepted in the United States of America have been condensed or omitted. These financial statements do not include income taxes accounting and equity method accounting. The balance sheet at December 31, 2023 has been derived from the audited financial statements of Intercontinental Exchange, Inc. (the ultimate parent company) at that date but does not include all of the information required by generally accepted accounting principles for complete financial statements. These financial statements should be read in conjunction with the IntercontinentalExchange Group, Inc. financial statements and notes thereto for the year ended December 31, 2023, which are contained in our Annual Report on Form 10-K previously filed with the Securities and Exchange Commission.



Radiate, Inc.
Balance Sheet
As of December 31, 2023
(Unaudited)

CURRENT ASSETS:

Other assets	1
Current assets	<u>1</u>
Total assets	<u><u>1</u></u>

LIABILITIES and EQUITY:

EQUITY:

Member capital	1
Total equity	<u>1</u>
Total liabilities and equity	<u><u>1</u></u>

In the opinion of management, the accompanying unaudited financial statements contain all adjustments (consisting of normal recurring adjustments) necessary to fairly present our financial position and results of operations for the period presented. Certain information normally included in financial statements prepared in accordance with accounting principles generally accepted in the United States of America have been condensed or omitted. These financial statements do not include income taxes accounting and equity method accounting. The balance sheet at December 31, 2023 has been derived from the audited financial statements of Intercontinental Exchange, Inc. (the ultimate parent company) at that date but does not include all of the information required by generally accepted accounting principles for complete financial statements. These financial statements should be read in conjunction with the Intercontinental Exchange Group, Inc. financial statements and notes thereto for the year ended December 31, 2023, which are contained in our Annual Report on Form 10-K previously filed with the Securities and Exchange Commission.



SECURITIES EVALUATIONS, INC.
BALANCE SHEET
As of December 31, 2023
(Unaudited)

CURRENT ASSETS:

Cash and cash equivalents	\$	688
Accounts receivable, net		6,162
Income tax receivable		11
Due from affiliates, net		3,806
Current assets		10,667

PROPERTY AND EQUIPMENT

Property and equipment cost		801
Accumulated depreciation		(801)
Property and equipment, net		0

OTHER NON-CURRENT ASSETS:

Goodwill		276,704
Other intangibles, net		79,778
Deferred income tax asset- noncurrent		952
Other non-current assets		357,434
Assets		368,101

LIABILITIES and EQUITY:

CURRENT LIABILITIES:

Accounts payable and accrued liabilities		111
Deferred revenue		35
Current liabilities		146

NON-CURRENT LIABILITIES:

Deferred tax liabilities- noncurrent		21,749
Non-current liabilities		21,749
Liabilities		21,895

SHAREHOLDERS EQUITY:

Contributed capital		420
Retained earnings		345,786
Equity		346,206
Total liabilities and equity	\$	368,101

In the opinion of management, the accompanying unaudited financial statements contain all adjustments (consisting of normal recurring adjustments) necessary to fairly present our financial position and results of operations for the period presented. Certain information normally included in financial statements prepared in accordance with accounting principles generally accepted in the United States of America have been condensed or omitted. These financial statements do not include income taxes accounting and equity method accounting. The balance sheet at December 31, 2023 has been derived from the audited financial statements of Intercontinental Exchange, Inc. (the ultimate parent company) at that date but does not include all of the information required by generally accepted accounting principles for complete financial statements. These financial statements should be read in conjunction with the IntercontinentalExchange Group, Inc. financial statements and notes thereto for the year ended December 31, 2023, which are contained in our Annual Report on Form 10-K previously filed with the Securities and Exchange Commission.



SECURITIES EVALUATIONS, INC.
STATEMENT OF INCOME
Year Ended December 31, 2023
(Unaudited)

Data services fees, net	\$ -
Total revenue	<u>-</u>
Selling, General and Administration	2
Depreciation and amortization	7,014
Operating expenses	<u>7,016</u>
Operating loss	<u>(7,016)</u>
Affiliate interest income	1,700
Other income, net	10
Other income, net	<u>1,710</u>
Pre-tax net loss	<u>(5,306)</u>
Income tax benefit	2,576
Net loss	<u>(2,730)</u>

In the opinion of management, the accompanying unaudited financial statements contain all adjustments (consisting of normal recurring adjustments) necessary to fairly present our financial position and results of operations for the period presented. Certain information normally included in financial statements prepared in accordance with accounting principles generally accepted in the United States of America have been condensed or omitted. These financial statements do not include income taxes accounting and equity method accounting. The balance sheet at December 31, 2023 has been derived from the audited financial statements of Intercontinental Exchange, Inc. (the ultimate parent company) at that date but does not include all of the information required by generally accepted accounting principles for complete financial statements. These financial statements should be read in conjunction with the Intercontinental Exchange, Inc. financial statements and notes thereto for the year ended December 31, 2023, which are contained in our Annual Report on Form 10-K previously filed with the Securities and Exchange Commission.



Securities Industry Automation Corporation

BALANCE SHEET

As of December 31, 2023

(Unaudited)

(in thousands)

CURRENT ASSETS:

Cash and cash equivalents	\$	478
Accounts receivable, net of allowance		1,471
Due from Affiliates, net		325,156
Prepaid expenses and other current assets		2,492
Income tax receivable		284
Current assets		329,881

PLANT PROPERTY AND EQUIPMENT:

Property and equipment		380,772
Accumulated depreciation		(219,954)
Operating lease asset		34,540
Property and equipment, net		195,358
Assets		525,239

LIABILITIES and EQUITY:

CURRENT LIABILITIES:

Accounts payable and accrued liabilities		4,248
Accrued salaries and benefits		2,177
Other current liabilities		6,225
Current liabilities		12,650

NON-CURRENT LIABILITIES:

Deferred tax liabilities - current		6,611
Other non-current liabilities		35,329
Non-current liabilities		41,940
Liabilities		54,590

SHAREHOLDERS EQUITY:

Contributed capital		21,798
Retained earnings		448,851
Equity		470,649
Total liabilities and equity	\$	525,239

In the opinion of management, the accompanying unaudited financial statements contain all adjustments (consisting of normal recurring adjustments) necessary to fairly present our financial position and results of operations for the period presented. Certain information normally included in financial statements prepared in accordance with accounting principles generally accepted in the United States of America have been condensed or omitted. These financial statements do not include income taxes accounting and equity method accounting. The balance sheet at December 31, 2023 has been derived from the audited financial statements of Intercontinental Exchange, Inc. (the ultimate parent company) at that date but does not include all of the information required by generally accepted accounting principles for complete financial statements. These financial statements should be read in conjunction with the IntercontinentalExchange Group, Inc. financial statements and notes thereto for the year ended December 31, 2023, which are contained in our Annual Report on Form 10-K previously filed with the Securities and Exchange Commission.



Securities Industry Automation Corporation
STATEMENT OF INCOME
Year Ended December 31, 2023
(Unaudited)
(in thousands)

Data services fees, net	\$	13,923
Affiliate revenue		<u>71,074</u>
Total revenue		<u>84,997</u>
Compensation and benefits		10,892
Professional services		1,613
Technology and communication		25,705
Rent and occupancy		74
Selling, general and administrative		(240)
Depreciation and amortization		<u>32,237</u>
Operating expenses		<u>70,281</u>
Operating income		<u>14,716</u>
Affiliate income		<u>2,467</u>
Other income		<u>2,467</u>
Pre-tax net income		17,183
Income tax expense		<u>498</u>
Net income		<u>16,685</u>

In the opinion of management, the accompanying unaudited financial statements contain all adjustments (consisting of normal recurring adjustments) necessary to fairly present our financial position and results of operations for the period presented. Certain information normally included in financial statements prepared in accordance with accounting principles generally accepted in the United States of America have been condensed or omitted. These financial statements do not include income taxes accounting and equity method accounting. The balance sheet at December 31, 2023 has been derived from the audited financial statements of Intercontinental Exchange, Inc. (the ultimate parent company) at that date but does not include all of the information required by generally accepted accounting principles for complete financial statements. These financial statements should be read in conjunction with the Intercontinental Exchange, Inc. financial statements and notes thereto for the year ended December 31, 2023, which are contained in our Annual Report on Form 10-K previously filed with the Securities and Exchange Commission.



Simplifile Holdings, Inc.
Balance Sheet
As of December 31, 2023
(Unaudited)
(in thousands)

CURRENT ASSETS:	
Current income tax receivable	\$ 1,148
Due from affiliates, net	12,717
Current assets	<u>13,865</u>
Total assets	<u>\$ 13,865</u>
LIABILITIES and EQUITY:	
NON-CURRENT LIABILITIES:	
Deferred non-current tax liabilities	15,245
Non-current liabilities	<u>15,245</u>
Total liabilities	<u>15,245</u>
EQUITY:	
Retained deficit	(1,380)
Total equity	<u>(1,380)</u>
Total liabilities and equity	<u>\$ 13,865</u>

In the opinion of management, the accompanying unaudited financial statements contain all adjustments (consisting of normal recurring adjustments) necessary to fairly present our financial position and results of operations for the period presented. Certain information normally included in financial statements prepared in accordance with accounting principles generally accepted in the United States of America have been condensed or omitted. These financial statements do not include income taxes accounting and equity method accounting. The balance sheet at December 31, 2023 has been derived from the audited financial statements of Intercontinental Exchange, Inc. (the ultimate parent company) at that date but does not include all of the information required by generally accepted accounting principles for complete financial statements. These financial statements should be read in conjunction with the IntercontinentalExchange Group, Inc. financial statements and notes thereto for the year ended December 31, 2023, which are contained in our Annual Report on Form 10-K previously filed with the Securities and Exchange Commission.



Simplifile LC
Balance Sheet
As of December 31, 2023
(Unaudited)
(in thousands)

CURRENT ASSETS:	
Cash and cash equivalents	\$ 42,216
Accounts receivable, net	46,172
Prepaid expenses and other current assets	9,635
Due from affiliates, net	42,570
Current assets	<u>140,593</u>
PLANT PROPERTY AND EQUIPMENT:	
Property and equipment	39,996
Accumulated depreciation	(22,753)
Operating Lease Right of Use Asset	2,550
Property and equipment, net	<u>19,793</u>
NON-CURRENT ASSETS:	
Goodwill	227,405
Other intangibles, net	83,177
Other non-current assets	<u>310,582</u>
Total assets	<u>\$ 470,968</u>
LIABILITIES and EQUITY:	
CURRENT LIABILITIES:	
Accounts payable and accrued liabilities	\$ 48,890
Accrued salaries and benefits	1,781
Other current liabilities	958
Income tax payable	615
Current liabilities	<u>52,244</u>
NON-CURRENT LIABILITIES:	
Other non-current liabilities	7,787
Non-current liabilities	<u>7,787</u>
Total liabilities	<u>60,031</u>
EQUITY:	
Contributed capital	4,066
Retained earnings	406,871
Total equity	<u>410,937</u>
Total liabilities and equity	<u>\$ 470,968</u>

In the opinion of management, the accompanying unaudited financial statements contain all adjustments (consisting of normal recurring adjustments) necessary to fairly present our financial position and results of operations for the period presented. Certain information normally included in financial statements prepared in accordance with accounting principles generally accepted in the United States of America have been condensed or omitted. These financial statements do not include income taxes accounting and equity method accounting. The balance sheet at December 31, 2023 has been derived from the audited financial statements of Intercontinental Exchange, Inc. (the ultimate parent company) at that date but does not include all of the information required by generally accepted accounting principles for complete financial statements. These financial statements should be read in conjunction with the IntercontinentalExchange Group, Inc. financial statements and notes thereto for the year ended December 31, 2023, which are contained in our Annual Report on Form 10-K previously filed with the Securities and Exchange Commission.



Simplifile LC
Statement of Income
Year Ended December 31, 2023
(Unaudited)
(in thousands)

Revenue:	
Closing solutions	\$ 85,366
Affiliate revenue	32
Total Revenue	<u>85,398</u>
Expenses:	
Compensation and benefits	22,249
Professional services	104
M&A Expenses	78
Technology and communication	11,251
Rent and occupancy	903
Selling, general and administrative	3,401
Depreciation and amortization	15,054
Operating expenses	<u>53,040</u>
Operating income	<u>32,358</u>
Intercompany interest income	2,752
Other expense, net	<u>2,752</u>
Pre-tax net income	35,110
Income tax expense	9,466
Net income	<u>\$ 25,644</u>

In the opinion of management, the accompanying unaudited financial statements contain all adjustments (consisting of normal recurring adjustments) necessary to fairly present our financial position and results of operations for the period presented. Certain information normally included in financial statements prepared in accordance with accounting principles generally accepted in the United States of America have been condensed or omitted. These financial statements do not include income taxes accounting and equity method accounting. The balance sheet at December 31, 2023 has been derived from the audited financial statements of Intercontinental Exchange, Inc. (the ultimate parent company) at that date but does not include all of the information required by generally accepted accounting principles for complete financial statements. These financial statements should be read in conjunction with the IntercontinentalExchange Group, Inc. financial statements and notes thereto for the year ended December 31, 2023, which are contained in our Annual Report on Form 10-K previously filed with the Securities and Exchange Commission.



Stock Clearing Corporation
BALANCE SHEET
As of December 31, 2023
(Unaudited)
(in thousands)

CURRENT ASSETS:

Due from Affiliates, Net	\$	264
Current assets		264

NON-CURRENT ASSETS:

Goodwill		(19)
Other noncurrent assts		300
Other non-current assets		281
Assets		545

LIABILITIES and EQUITY:

CURRENT LIABILITIES:

Accounts payable and accrued liabilities		-
Current liabilities		-
Liabilities		-

SHAREHOLDERS EQUITY:

Retained earnings		545
Equity		545
Total liabilities and equity	\$	545

In the opinion of management, the accompanying unaudited financial statements contain all adjustments (consisting of normal recurring adjustments) necessary to fairly present our financial position and results of operations for the period presented. Certain information normally included in financial statements prepared in accordance with accounting principles generally accepted in the United States of America have been condensed or omitted. These financial statements do not include income taxes accounting and equity method accounting. The balance sheet at December 31, 2023 has been derived from the audited financial statements of Intercontinental Exchange, Inc. (the ultimate parent company) at that date but does not include all of the information required by generally accepted accounting principles for complete financial statements. These financial statements should be read in conjunction with the IntercontinentalExchange Group, Inc. financial statements and notes thereto for the year ended December 31, 2023, which are contained in our Annual Report on Form 10-K previously filed with the Securities and Exchange Commission.



Stock Clearing Corporation
STATEMENT OF INCOME
Year Ended December 31, 2023
(Unaudited)
(in thousands)

Other revenues		\$	-
	Total revenue		-
Selling, general and administrative			-
	Operating expenses		-
	Operating income		-
	Other expense, net		-
	Pre-tax net income		-
Income tax expense			-
	Net income		-

In the opinion of management, the accompanying unaudited financial statements contain all adjustments (consisting of normal recurring adjustments) necessary to fairly present our financial position and results of operations for the period presented. Certain information normally included in financial statements prepared in accordance with accounting principles generally accepted in the United States of America have been condensed or omitted. These financial statements do not include income taxes accounting and equity method accounting. The balance sheet at December 31, 2023 has been derived from the audited financial statements of Intercontinental Exchange, Inc. (the ultimate parent company) at that date but does not include all of the information required by generally accepted accounting principles for complete financial statements. These financial statements should be read in conjunction with the IntercontinentalExchange Group, Inc. financial statements and notes thereto for the year ended December 31, 2023, which are contained in our Annual Report on Form 10-K previously filed with the Securities and Exchange Commission.



Strike Network Services LLC
BALANCE SHEET
As of December 31, 2023
(Unaudited)
(in thousands)

CURRENT ASSETS:

Cash and cash equivalents	\$	12
Due from affiliates, net		21
Current assets		<u>33</u>

PLANT PROPERTY AND EQUIPMENT:

Property and equipment		400
Accumulated depreciation		(400)
Property and equipment, net		<u>0</u>
		<u>0</u>
Assets		<u><u>33</u></u>

LIABILITIES and EQUITY:

SHAREHOLDERS EQUITY:

Retained earnings		33
Equity		<u>33</u>
Total liabilities and equity	\$	<u><u>33</u></u>

In the opinion of management, the accompanying unaudited financial statements contain all adjustments (consisting of normal recurring adjustments) necessary to fairly present our financial position and results of operations for the period presented. Certain information normally included in financial statements prepared in accordance with accounting principles generally accepted in the United States of America have been condensed or omitted. These financial statements do not include income taxes accounting and equity method accounting. The balance sheet at December 31, 2023 has been derived from the audited financial statements of Intercontinental Exchange, Inc. (the ultimate parent company) at that date but does not include all of the information required by generally accepted accounting principles for complete financial statements. These financial statements should be read in conjunction with the IntercontinentalExchange Group, Inc. financial statements and notes thereto for the year ended December 31, 2023, which are contained in our Annual Report on Form 10-K previously filed with the Securities and Exchange Commission.



Strike Network Services LLC
STATEMENT OF INCOME
Year Ended December 31, 2023
(Unaudited)
(in thousands)

Data services fees, net		-
	Total revenue	<u>-</u>
Depreciation and amortization		-
	Operating expenses	<u>-</u>
	Operating loss	<u>-</u>
	Pre-tax net loss	<u>-</u>
	Net loss	<u>-</u>

In the opinion of management, the accompanying unaudited financial statements contain all adjustments (consisting of normal recurring adjustments) necessary to fairly present our financial position and results of operations for the period presented. Certain information normally included in financial statements prepared in accordance with accounting principles generally accepted in the United States of America have been condensed or omitted. These financial statements do not include income taxes accounting and equity method accounting. The balance sheet at December 31, 2023 has been derived from the audited financial statements of Intercontinental Exchange, Inc. (the ultimate parent company) at that date but does not include all of the information required by generally accepted accounting principles for complete financial statements. These financial statements should be read in conjunction with the Intercontinental Exchange, Inc. financial statements and notes thereto for the year ended December 31, 2023, which are contained in our Annual Report on Form 10-K previously filed with the Securities and Exchange Commission.



StrikeNET LLC
BALANCE SHEET
 As of December 31, 2023
 (Unaudited)
 (in thousands)

CURRENT ASSETS:

Cash and cash equivalents	\$	26
Due from affiliates, net		92
Current assets		118
Assets		118

LIABILITIES and EQUITY:

CURRENT LIABILITIES:

Accounts payable and accrued liabilities		-
Current liabilities		0
Liabilities		0

SHAREHOLDERS EQUITY:

Retained earnings		118
Equity		118
Total liabilities and equity	\$	118

In the opinion of management, the accompanying unaudited financial statements contain all adjustments (consisting of normal recurring adjustments) necessary to fairly present our financial position and results of operations for the period presented. Certain information normally included in financial statements prepared in accordance with accounting principles generally accepted in the United States of America have been condensed or omitted. These financial statements do not include income taxes accounting and equity method accounting. The balance sheet at December 31, 2023 has been derived from the audited financial statements of Intercontinental Exchange, Inc. (the ultimate parent company) at that date but does not include all of the information required by generally accepted accounting principles for complete financial statements. These financial statements should be read in conjunction with the IntercontinentalExchange Group, Inc. financial statements and notes thereto for the year ended December 31, 2023, which are contained in our Annual Report on Form 10-K previously filed with the Securities and Exchange Commission.



Super Peach Acquisition Corp.
Balance Sheet
As of December 31, 2023
(Unaudited)
(in thousands)

CURRENT ASSETS:

Cash and cash equivalents	\$ 111
Total assets	\$ 111

LIABILITIES and EQUITY:

CURRENT LIABILITIES:

Due to affiliates, net	158
Current liabilities	158
Total liabilities	158

EQUITY:

Retained deficit	(47)
Total equity	(47)
Total liabilities and equity	\$ 111

In the opinion of management, the accompanying unaudited financial statements contain all adjustments (consisting of normal recurring adjustments) necessary to fairly present our financial position and results of operations for the period presented. Certain information normally included in financial statements prepared in accordance with accounting principles generally accepted in the United States of America have been condensed or omitted. These financial statements do not include income taxes accounting and equity method accounting. The balance sheet at December 31, 2023 has been derived from the audited financial statements of Intercontinental Exchange, Inc. (the ultimate parent company) at that date but does not include all of the information required by generally accepted accounting principles for complete financial statements. These financial statements should be read in conjunction with the IntercontinentalExchange Group, Inc. financial statements and notes thereto for the year ended December 31, 2023, which are contained in our Annual Report on Form 10-K previously filed with the Securities and Exchange Commission.



Super Peach Acquisition Corp.
Statement of Income
Year Ended December 31, 2023
(Unaudited)
(in thousands)

Revenue:	
Total Revenue	-
Expenses:	
Selling, General and Administration	(24)
Operating expenses	(24)
Operating income	24
Income tax expense	6
Net income	<u>\$ 18</u>

In the opinion of management, the accompanying unaudited financial statements contain all adjustments (consisting of normal recurring adjustments) necessary to fairly present our financial position and results of operations for the period presented. Certain information normally included in financial statements prepared in accordance with accounting principles generally accepted in the United States of America have been condensed or omitted. These financial statements do not include income taxes accounting and equity method accounting. The balance sheet at December 31, 2023 has been derived from the audited financial statements of Intercontinental Exchange, Inc. (the ultimate parent company) at that date but does not include all of the information required by generally accepted accounting principles for complete financial statements. These financial statements should be read in conjunction with the IntercontinentalExchange Group, Inc. financial statements and notes thereto for the year ended December 31, 2023, which are contained in our Annual Report on Form 10-K previously filed with the Securities and Exchange Commission.



Super Peach Acquisition Sponsor, LLC
Balance Sheet
As Of December 31, 2023
(Unaudited)

ASSETS:

Other assets	1
Total assets	<u><u>\$ 1</u></u>

LIABILITIES AND EQUITY:

EQUITY:

Member capital	1
Equity	<u><u>1</u></u>
Total equity	<u><u>\$ 1</u></u>

In the opinion of management, the accompanying unaudited financial statements contain all adjustments (consisting of non-recurring adjustments) necessary to fairly present our financial position and results of operations for the period presented. Certain information normally included in financial statements prepared in accordance with accounting principles generally accepted in the United States of America have been condensed or omitted. These financial statements do not include income taxes accounting and equity method accounting. The balance sheet at December 31, 2023 has been derived from the audited financial statements of Intercontinental Exchange, Inc. (the ultimate parent company) at that date but does not include all the information required by generally accepted accounting principles for complete financial statements. These financial statements should be read in conjunction with the Intercontinental Exchange, Inc. financial statements and notes thereto for the year ended December 31, 2023, which are contained in our Annual Report on Form 10-K previously filed with the Securities and Exchange Commission.



Tap and Trade, Inc.
Balance Sheet
As Of December 31, 2023
(Unaudited)

ASSETS:

Other assets	1
Total assets	\$ 1

LIABILITIES AND EQUITY:

EQUITY:

Member capital	1
Equity	1
Total equity	\$ 1

In the opinion of management, the accompanying unaudited financial statements contain all adjustments (consisting of non-recurring adjustments) necessary to fairly present our financial position and results of operations for the period presented. Certain information normally included in financial statements prepared in accordance with accounting principles generally accepted in the United States of America have been condensed or omitted. These financial statements do not include income taxes accounting and equity method accounting. The balance sheet at December 31, 2023 has been derived from the audited financial statements of Intercontinental Exchange, Inc. (the ultimate parent company) at that date but does not include all the information required by generally accepted accounting principles for complete financial statements. These financial statements should be read in conjunction with the Intercontinental Exchange Group, Inc. financial statements and notes thereto for the ended December 31, 2023, which are contained in our Annual Report on Form 10-K previously filed with the Securities and Exchange Commission.



The Clearing Corporation
Balance Sheet
As of December 31, 2023
(Unaudited)
(in thousands)

CURRENT ASSETS:

Cash and cash equivalents	\$ 1,720
Current Assets	<u>1,720</u>

OTHER NONCURRENT ASSETS:

Goodwill	22,514
Other non-current assets	<u>22,514</u>
Assets	<u>\$ 24,234</u>

LIABILITIES and EQUITY:

CURRENT LIABILITIES:

Accounts payable and accrued liabilities	\$ 2
Due to affiliate, net	14
Current liabilities	<u>16</u>
Liabilities	<u>16</u>

EQUITY:

Contributed capital	90,246
Retained deficit	<u>(66,028)</u>
Total Equity	<u>24,218</u>
Total Liabilities and Equity	<u>\$ 24,234</u>

In the opinion of management, the accompanying unaudited financial statements contain all adjustments (consisting of normal recurring adjustments) necessary to fairly present our financial position and results of operations for the period presented. Certain information normally included in financial statements prepared in accordance with accounting principles generally accepted in the United States of America have been condensed or omitted. These financial statements do not include income taxes accounting and equity method accounting. The balance sheet at December 31, 2023 has been derived from the audited financial statements of Intercontinental Exchange, Inc. (the ultimate parent company) at that date but does not include all of the information required by generally accepted accounting principles for complete financial statements. These financial statements should be read in conjunction with the Intercontinental Exchange, Inc. financial statements and notes thereto for the year ended December 31, 2023, which are contained in our Annual Report on Form 10-K previously filed with the Securities and Exchange Commission.



The Clearing Corporation
Statement of Income
Year Ended December 31, 2023
(Unaudited)
(in thousands)

Revenues:	
Other revenue	\$ -
Total revenue	<u>-</u>
Expenses:	
Selling, general and administrative	<u>10</u>
Operating expenses	<u>10</u>
Operating loss	<u>(10)</u>
Interest income	<u>75</u>
Other income	<u>75</u>
Pre-tax net income	65
Income tax benefit	<u>6</u>
Net Income	<u><u>\$ 71</u></u>

In the opinion of management, the accompanying unaudited financial statements contain all adjustments (consisting of normal recurring adjustments) necessary to fairly present our financial position and results of operations for the period presented. Certain information normally included in financial statements prepared in accordance with accounting principles generally accepted in the United States of America have been condensed or omitted. These financial statements do not include income taxes accounting and equity method accounting. The balance sheet at December 31, 2023 has been derived from the audited financial statements of Intercontinental Exchange, Inc. (the ultimate parent company) at that date but does not include all of the information required by generally accepted accounting principles for complete financial statements. These financial statements should be read in conjunction with the Intercontinental Exchange, Inc. financial statements and notes thereto for the year ended December 31, 2023, which are contained in our Annual Report on Form 10-K previously filed with the Securities and Exchange Commission.



TOMN Holdings, Inc.
BALANCE SHEET
As of December 31, 2023
(Unaudited)
(in thousands)

CURRENT ASSETS:

Income tax receivable	\$	5
Current assets		5

NON-CURRENT ASSETS:

Other intangibles, net		3
Other non-current assets		118
Deferred tax assets		420
Other non-current assets		541
Assets		546

LIABILITIES and EQUITY:

CURRENT LIABILITIES:

Other Current Liabilities		179
Income Tax Payable		1
Current liabilities		180

NON-CURRENT LIABILITIES:

Other non-current liabilities		56
Non-current liabilities		56
Liabilities		236

SHAREHOLDERS EQUITY:

Additional paid-in capital		4,746
Retained deficit		(4,436)
Equity		310
Total liabilities and equity	\$	546

In the opinion of management, the accompanying unaudited financial statements contain all adjustments (consisting of normal recurring adjustments) necessary to fairly present our financial position and results of operations for the period presented. Certain information normally included in financial statements prepared in accordance with accounting principles generally accepted in the United States of America have been condensed or omitted. These financial statements do not include income taxes accounting and equity method accounting. The balance sheet at December 31, 2023 has been derived from the audited financial statements of Intercontinental Exchange, Inc. (the ultimate parent company) at that date but does not include all of the information required by generally accepted accounting principles for complete financial statements. These financial statements should be read in conjunction with the Intercontinental Exchange, Inc. financial statements and notes thereto for the year ended December 31, 2023, which are contained in our Annual Report on Form 10-K previously filed with the Securities and Exchange Commission.



TOMN Holdings, Inc.
STATEMENT OF INCOME
Year Ended December 31, 2023⁽¹⁾
(Unaudited)
(in thousands)

Affiliate revenue		\$ 4,736
	Total revenue	<u>4,736</u>
Rent and occupancy		15
Selling, general and administrative		(151)
Depreciation and amortization		10,000
	Operating expenses	<u>9,864</u>
	Operating loss	<u>(5,128)</u>
Other income, net		1
	Other income, net	<u>1</u>
	Pre-tax net loss	<u>(5,127)</u>
Income tax benefit		691
	Net loss	<u>(4,436)</u>

⁽¹⁾ Entity was acquired September 5, 2023 and only income statement impacts beyond the acquisition date are included in the consolidated statement of income of Intercontinental Exchange, Inc. Statement of income presented above is for calendar-year 2023.

In the opinion of management, the accompanying unaudited financial statements contain all adjustments (consisting of normal recurring adjustments) necessary to fairly present our financial position and results of operations for the period presented. Certain information normally included in financial statements prepared in accordance with accounting principles generally accepted in the United States of America have been condensed or omitted. These financial statements do not include income taxes accounting and equity method accounting. The balance sheet at December 31, 2023 has been derived from the audited financial statements of Intercontinental Exchange, Inc. (the ultimate parent company) at that date but does not include all of the information required by generally accepted accounting principles for complete financial statements. These financial statements should be read in conjunction with the Intercontinental Exchange, Inc. financial statements and notes thereto for the year ended December 31, 2023, which are contained in our Annual Report on Form 10-K previously filed with the Securities and Exchange Commission.



Trade Cert USA Ltd
Balance Sheet
As of December 31, 2023
(Unaudited)
(in thousands)

Total assets	<u>\$ -</u>
LIABILITIES and EQUITY:	
CURRENT LIABILITIES:	
Due to affiliate, net	\$ 3
Current liabilities	<u>3</u>
Total liabilities	<u>\$ 3</u>
EQUITY:	
Retained deficit	(3)
Total equity	<u>(3)</u>
Total liabilities and equity	<u>\$ -</u>

In the opinion of management, the accompanying unaudited financial statements contain all adjustments (consisting of normal recurring adjustments) necessary to fairly present our financial position and results of operations for the period presented. Certain information normally included in financial statements prepared in accordance with accounting principles generally accepted in the United States of America have been condensed or omitted. These financial statements do not include income taxes accounting and equity method accounting. The balance sheet at December 31, 2023 has been derived from the audited financial statements of Intercontinental Exchange, Inc. (the ultimate parent company) at that date but does not include all of the information required by generally accepted accounting principles for complete financial statements. These financial statements should be read in conjunction with the Intercontinental Exchange, Inc. financial statements and notes thereto for the year ended December 31, 2023, which are contained in our Annual Report on Form 10-K previously filed with the Securities and Exchange Commission.



Trade Cert USA Ltd
Statement of Income
Year Ended December 31, 2023
(Unaudited)
(in thousands)

Revenue:

OTC Revenue	-
Total Revenue	<u>-</u>

Expenses:

Selling, general and administration	-
Operating expenses	<u>-</u>
Operating loss	<u>-</u>
Net loss	<u>\$ -</u>

In the opinion of management, the accompanying unaudited financial statements contain all adjustments (consisting of normal recurring adjustments) necessary to fairly present our financial position and results of operations for the period presented. Certain information normally included in financial statements prepared in accordance with accounting principles generally accepted in the United States of America have been condensed or omitted. These financial statements do not include income taxes accounting and equity method accounting. The balance sheet at December 31, 2023 has been derived from the audited financial statements of Intercontinental Exchange, Inc. (the ultimate parent company) at that date but does not include all of the information required by generally accepted accounting principles for complete financial statements. These financial statements should be read in conjunction with the Intercontinental Exchange, Inc. financial statements and notes thereto for the year ended December 31, 2023, which are contained in our Annual Report on Form 10-K previously filed with the Securities and Exchange Commission.



TradeCapture OTC Corp
Balance Sheet
As Of December 31, 2023
(Unaudited)
(in thousands)

PROPERTY PLANT AND EQUIPMENT:

Property and equipment cost	5,778
Accumulated depreciation	(4,517)
Property and equipment net	1,261

OTHER NON-CURRENT ASSETS

Deferred Tax Asset	182
Investment in subsidiary	168
Other non-current assets	350

Total assets **\$ 1,611**

LIABILITIES AND EQUITY:

CURRENT LIABILITIES:

Accrued salaries and benefits	269
Due to affiliates, net	1,012
Current liabilities	1,281

NONCURRENT LIABILITIES:

Deferred tax liabilities - noncurrent	0
NonCurrent Liabilities	0

Total liabilities **1,281**

EQUITY:

Additional paid-in capital	5,451
Retained deficit	(5,121)
Equity	330

Total liabilities and equity **\$ 1,611**

In the opinion of management, the accompanying unaudited financial statements contain all adjustments (consisting of non-recurring adjustments) necessary to fairly present our financial position and results of operations for the period presented. Certain information normally included in financial statements prepared in accordance with accounting principles generally accepted in the United States of America have been condensed or omitted. These financial statements do not include income taxes accounting and equity method accounting. The balance sheet at December 31, 2023 has been derived from the audit financial statements of Intercontinental Exchange, Inc. (the ultimate parent company) at that date but does not include all information required by generally accepted accounting principles for complete financial statements. These financial statements should be read in conjunction with the Intercontinental Exchange, Inc. financial statements and notes thereto for the year ended December 31, 2023, which are contained in our Annual Report on Form 10-K previously filed with the Securities and Exchange Commission.



TradeCapture OTC Corp
Income Statement
Year Ended December 31, 2023
(Unaudited)
(In thousands)

REVENUES:

Other revenue	\$ -
Operating revenues	0

OPERATING EXPENSES:

Compensation and benefits	322
Professional services	25
Technology and communications	1
Selling, general & administration	4
Amortization & depreciation expense	775
Service & license fees to affiliates	83
Operating expenses	1,210

Operating loss **(1,210)**

Income tax benefit 313

Net loss **\$ (897)**

In the opinion of management, the accompanying unaudited financial statements contain all adjustments (consisting of normal recurring adjustments) necessary to fairly present our financial position and results of operations for the period presented. Certain information normally included in financial statements prepared in accordance with accounting principles generally accepted in the United States of America have been condensed or omitted. These financial statements do not include income taxes accounting and equity method accounting. The balance sheet at December 31, 2023 has been derived from the audited financial statements of Intercontinental Exchange, Inc. (the ultimate parent company) at that date but does not include all of the information required by generally accepted accounting principles for complete financial statements. These financial statements should be read in conjunction with the Intercontinental Exchange, Inc. financial statements and notes thereto for the year ended December 31, 2023, which are contained in our Annual Report on Form 10-K previously filed with the Securities and Exchange Commission.



TradeCapture OTC Holdings, Inc.
Balance Sheet
As Of December 31, 2023
(Unaudited)
(In thousands)

CURRENT ASSETS:

Prepaid expenses and other current assets	\$	3
Current assets		3

OTHER NON-CURRENT ASSETS

Deferred tax assets - non-current	\$	2
Goodwill		8,744
Investment in Subsidiary		10,968
Other non-current assets		19,714

Total assets	\$	19,717
---------------------	-----------	---------------

LIABILITIES:

Accounts Payable and Accrued Liabilities	\$	-
Due to affiliates, net		20
Liabilities		20

EQUITY:

Contributed Capital	\$	-
Retained Earnings		19,697
Equity		19,697

Total liability and equity	\$	19,717
-----------------------------------	-----------	---------------

In the opinion of management, the accompanying unaudited financial statements contain all adjustments (consisting of normal recurring adjustments) necessary to fairly present our financial position and results of operations for the period presented. Certain information normally included in financial statements prepared in accordance with accounting principles generally accepted in the United States of America have been condensed or omitted. These financial statements do not include income taxes accounting and equity method accounting. The balance sheet at December 31, 2023 has been derived from the audited financial statements of Intercontinental Exchange, Inc. (the ultimate parent company) at that date but does not include all of the information required by generally accepted accounting principles for complete financial statements. These financial statements should be read in conjunction with the Intercontinental Exchange, Inc. financial statements and notes thereto for the year ended December 31, 2023, which are contained in our Annual Report on Form 10-K previously filed with the Securities and Exchange Commission.



TradeCapture OTC Holdings, Inc.
Income Statement
Year Ended December 31, 2023
(Unaudited)
(In thousands)

TOTAL REVENUE	<u>\$</u> -
OPERATING EXPENSES:	
Selling, general and administrative	11
Affiliate expenses	17
Operating expenses	<u>28</u>
Pre-tax net loss	<u>(28)</u>
Income tax benefit	<u>7</u>
Net loss	<u><u>\$</u> (21)</u>

In the opinion of management, the accompanying unaudited financial statements contain all adjustments (consisting of normal recurring adjustments) necessary to fairly present our financial position and results of operations for the period presented. Certain information normally included in financial statements prepared in accordance with accounting principles generally accepted in the United States of America have been condensed or omitted. These financial statements do not include income taxes accounting and equity method accounting. The balance sheet at December 31, 2023 has been derived from the audited financial statements of Intercontinental Exchange, Inc. (the ultimate parent company) at that date but does not include all of the information required by generally accepted accounting principles for complete financial statements. These financial statements should be read in conjunction with the Intercontinental Exchange, Inc. financial statements and notes thereto for the year ended December 31, 2023, which are contained in our Annual Report on Form 10-K previously filed with the Securities and Exchange Commission.



Trebuchet Holdings, LLC
Balance Sheet
As Of December 31, 2023
(Unaudited)
(In thousands)

PLANT PROPERTY AND EQUIPMENT

Property and equipment cost	\$	1,060
Accumulated depreciation		(1,060)
Property and equipment net		<u>0</u>

Total assets	<u>\$</u>	<u>-</u>
---------------------	-----------	----------

LIABILITIES AND MEMBER EQUITY:

CURRENT LIABILITIES:

Due to affiliates, net	\$	2,000
Current liabilities		<u>2,000</u>

Total liabilities	<u>\$</u>	<u>2,000</u>
--------------------------	-----------	--------------

EQUITY:

Additional Paid in Capital	\$	140
Contributed capital		1,519
Retained deficit		(3,659)
Equity		<u>(2,000)</u>

Total liabilities and equity	<u>\$</u>	<u>-</u>
-------------------------------------	-----------	----------

In the opinion of management, the accompanying unaudited financial statements contain all adjustments (consisting of normal recurring adjustments) necessary to fairly present our financial position and results of operations for the period presented. Certain information normally included in financial statements prepared in accordance with accounting principles generally accepted in the United States of America have been condensed or omitted. These financial statements do not include income taxes accounting and equity method accounting. The balance sheet at December 31, 2023 has been derived from the audited financial statements of Intercontinental Exchange, Inc. (the ultimate parent company) at that date but does not include all of information required by generally accepted accounting principles for complete financial statements. These financial statements should be read in conjunction with the Intercontinental Exchange, Inc. financial statements and notes thereto for the year ended December 31, 2023, which are contained in our Annual Report on Form 10-K previously filed with the Securities and Exchange Commission.



Trebuchet Holdings, LLC
Income Statement
Year Ended December 31, 2023
(Unaudited)
(In thousands)

Total Revenue	\$ -
OPERATING EXPENSES:	
Amortization & depreciation expense	\$ -
Operating expenses	<u>-</u>
Net loss	<u><u>\$ -</u></u>

In the opinion of management, the accompanying unaudited financial statements contain all adjustments (consisting of normal recurring adjustments) necessary to fairly present our financial position and results of operations for the period presented. Certain information normally included in financial statements prepared in accordance with accounting principles generally accepted in the United States of America have been condensed or omitted. These financial statements do not include income taxes accounting and equity method accounting. The balance sheet at December 31, 2023 has been derived from the audited financial statements of Intercontinental Exchange, Inc. (the ultimate parent company) at that date but does not include all of the information required by generally accepted accounting principles for complete financial statements. These financial statements should be read in conjunction with the Intercontinental Exchange, Inc. financial statements and notes thereto for the year ended December 31, 2023, which are contained in our Annual Report on Form 10-K previously filed with the Securities and Exchange Commission.



Wireless Internetwork LLC
BALANCE SHEET
As of December 31, 2023
(Unaudited)
(in thousands)

CURRENT ASSETS:

Cash and cash equivalents	\$ 3
Current assets	<u>3</u>

PLANT PROPERTY AND EQUIPMENT:

Property and equipment	112
Accumulated depreciation	<u>(112)</u>
Property and equipment, net	<u>0</u>
Assets	<u><u>3</u></u>

LIABILITIES and EQUITY:

CURRENT LIABILITIES:

Due to affiliates, net	118
Current liabilities	<u>118</u>
Liabilities	<u>118</u>

SHAREHOLDERS EQUITY:

Retained deficit	<u>(115)</u>
Equity	<u>(115)</u>
Total liabilities and equity	<u><u>\$ 3</u></u>

In the opinion of management, the accompanying unaudited financial statements contain all adjustments (consisting of normal recurring adjustments) necessary to fairly present our financial position and results of operations for the period presented. Certain information normally included in financial statements prepared in accordance with accounting principles generally accepted in the United States of America have been condensed or omitted. These financial statements do not include income taxes accounting and equity method accounting. The balance sheet at December 31, 2023 has been derived from the audited financial statements of Intercontinental Exchange, Inc. (the ultimate parent company) at that date but does not include all of the information required by generally accepted accounting principles for complete financial statements. These financial statements should be read in conjunction with the Intercontinental Exchange, Inc. financial statements and notes thereto for the year ended December 31, 2023, which are contained in our Annual Report on Form 10-K previously filed with the Securities and Exchange Commission.



Wireless Internetwork LLC
STATEMENT OF INCOME
Year Ended December 31, 2023
(Unaudited)
(in thousands)

Data services fees, net	-
Total revenue	-
Depreciation and amortization	0
Operating expenses	0
Operating loss	0
Pre-tax net loss	0
Net loss	0

In the opinion of management, the accompanying unaudited financial statements contain all adjustments (consisting of normal recurring adjustments) necessary to fairly present our financial position and results of operations for the period presented. Certain information normally included in financial statements prepared in accordance with accounting principles generally accepted in the United States of America have been condensed or omitted. These financial statements do not include income taxes accounting and equity method accounting. The balance sheet at December 31, 2023 has been derived from the audited financial statements of Intercontinental Exchange, Inc. (the ultimate parent company) at that date but does not include all of the information required by generally accepted accounting principles for complete financial statements. These financial statements should be read in conjunction with the Intercontinental Exchange, Inc. financial statements and notes thereto for the year ended December 31, 2023, which are contained in our Annual Report on Form 10-K previously filed with the Securities and Exchange Commission.

EXHIBIT I

ACCOMPANYING AMENDMENT TO FORM 1 REGISTRATION STATEMENT

OF

NYSE CHICAGO, INC.

JUNE 2024

EXHIBIT I

The audited consolidated financial statements for NYSE Chicago, Inc. for the year ended December 31, 2023 follow.

FINANCIAL STATEMENTS

NYSE Chicago, Inc.
Year Ended December 31, 2023
With Independent Auditor's Report

NYSE Chicago, Inc.
Financial Statements
Year Ended December 31, 2023

Contents

Independent Auditor's Report.....	1
Balance Sheet.....	3
Statement of Comprehensive Income.....	4
Statement of Changes in Equity.....	5
Statement of Cash Flows.....	6
Notes to the Financial Statements.....	7



Ernst & Young LLP
Suite 1000
55 Ivan Allen Jr. Boulevard
Atlanta, GA 30308

Tel: +1 404 874 8300
Fax: +1 404 817 5589
ey.com

Report of Independent Auditors

The Board of Directors and Management
NYSE Chicago, Inc.

Opinion

We have audited the consolidated financial statements of NYSE Chicago, Inc. (the Company), which comprise the consolidated balance sheet as of December 31, 2023, and the related consolidated statements of comprehensive income, changes in equity, and cash flows for the year then ended, and the related notes (collectively referred to as the “financial statements”).

In our opinion, the accompanying financial statements present fairly, in all material respects, the financial position of the Company at December 31, 2023, and the results of its operations and its cash flows for the year then ended in accordance with accounting principles generally accepted in the United States of America.

Basis for Opinion

We conducted our audit in accordance with auditing standards generally accepted in the United States of America (GAAS). Our responsibilities under those standards are further described in the Auditor’s Responsibilities for the Audit of the Financial Statements section of our report. We are required to be independent of the Company and to meet our other ethical responsibilities in accordance with the relevant ethical requirements relating to our audit. We believe that the audit evidence we have obtained is sufficient and appropriate to provide a basis for our audit opinion.

Responsibilities of Management for the Financial Statements

Management is responsible for the preparation and fair presentation of the financial statements in accordance with accounting principles generally accepted in the United States of America, and for the design, implementation, and maintenance of internal control relevant to the preparation and fair presentation of financial statements that are free of material misstatement, whether due to fraud or error.

In preparing the financial statements, management is required to evaluate whether there are conditions or events, considered in the aggregate, that raise substantial doubt about the Company’s ability to continue as a going concern for one year after the date that the financial statements are available to be issued.

Auditor’s Responsibilities for the Audit of the Financial Statements

Our objectives are to obtain reasonable assurance about whether the financial statements as a whole are free of material misstatement, whether due to fraud or error, and to issue an auditor’s report that includes our opinion. Reasonable assurance is a high level of assurance but is not absolute assurance and therefore is not a guarantee that an audit conducted in accordance with GAAS will always detect a material misstatement when it exists. The risk of not detecting a material misstatement resulting from fraud is higher than for one resulting from error, as fraud may involve collusion, forgery, intentional omissions, misrepresentations, or the override of internal control. Misstatements are considered material if there is a substantial likelihood that, individually or in the aggregate, they would influence the judgment made by a reasonable user based on the financial statements.

In performing an audit in accordance with GAAS, we:

- Exercise professional judgment and maintain professional skepticism throughout the audit.
- Identify and assess the risks of material misstatement of the financial statements, whether due to fraud or error, and design and perform audit procedures responsive to those risks. Such procedures include examining, on a test basis, evidence regarding the amounts and disclosures in the financial statements.
- Obtain an understanding of internal control relevant to the audit in order to design audit procedures that are appropriate in the circumstances, but not for the purpose of expressing an opinion on the effectiveness of the Company’s internal control. Accordingly, no such opinion is expressed.
- Evaluate the appropriateness of accounting policies used and the reasonableness of significant accounting estimates made by management, as well as evaluate the overall presentation of the financial statements.
- Conclude whether, in our judgment, there are conditions or events, considered in the aggregate, that raise substantial doubt about the Company’s ability to continue as a going concern for a reasonable period of time.

We are required to communicate with those charged with governance regarding, among other matters, the planned scope and timing of the audit, significant audit findings, and certain internal control-related matters that we identified during the audit.

Ernst + Young LLP

June 28, 2024

NYSE Chicago, Inc.

Balance Sheet

(In Thousands)

December 31, 2023

Assets

Current assets:

Cash and cash equivalents	\$ 1,408
Accounts receivable, net	5,139
Due from affiliates	70,249
Other current assets	4

Total current assets	<u>76,800</u>
----------------------	---------------

Non-current assets:

Property and equipment, net	1,156
Notes receivable	6,237
Deferred income taxes, net	2,170

Total non-current assets	<u>9,563</u>
--------------------------	--------------

Total assets	<u><u>\$ 86,363</u></u>
--------------	-------------------------

Liabilities and equity

Current liabilities:

Section 31 fees payable	\$ 3,528
Due to affiliates	29,143
Accounts payable and accrued liabilities	336

Total current liabilities	<u>33,007</u>
---------------------------	---------------

Non-current liabilities:

Nonqualified pension plan	1,531
Other non-current liabilities	509

Total non-current liabilities	<u>2,040</u>
-------------------------------	--------------

Total liabilities	35,047
-------------------	--------

Commitments and contingencies

Equity	<u>51,316</u>
--------	---------------

Total liabilities and equity	<u><u>\$ 86,363</u></u>
------------------------------	-------------------------

See accompanying notes to financial statements.

NYSE Chicago, Inc.
Statement of Comprehensive Income
(In Thousands)
Year Ended December 31, 2023

Revenues:	
Transaction fees	\$ 35,103
Data services fees	23,097
Participant services and fees	620
Trading permit fees	607
Affiliate fees	78
Other	279
Total revenues	<u>59,784</u>
Transaction-based expenses:	
Section 31 fees	12,993
Cash liquidity payments, routing and clearing	1,413
Total revenues less transaction-based expenses	<u>45,378</u>
Operating expenses:	
Compensation and benefits	108
Technology and communications	16
Professional services	580
Selling, general and administrative	(480)
Depreciation and amortization	954
Affiliate	9,180
Total operating expenses	<u>10,358</u>
Operating income	35,020
Other expense:	
Interest and other expense	2,046
Income before income tax expense	<u>32,974</u>
Income tax expense	7,776
Net income	<u>\$ 25,198</u>
Other comprehensive income:	
Employee benefit plan adjustments, net of tax	(6)
Total comprehensive income	<u>\$ 25,192</u>

See accompanying notes to financial statements.

NYSE Chicago, Inc.

Statement of Changes in Equity

(In Thousands)

Year ended December 31, 2023

Balance at January 1, 2023	\$ 25,988
Net income	25,198
Dividend from affiliate	136
OCI adjustment from SERP	(6)
Balance at December 31, 2023	<u>\$ 51,316</u>

See accompanying notes to financial statements.

NYSE Chicago, Inc.
Statement of Cash Flows

(In Thousands)

Year Ended December 31, 2023

Operating activities:

Net income	\$ 25,198
Adjustments to reconcile net income to net cash provided by operating activities:	
Depreciation and amortization	954
Deferred income taxes	811
Change in assets and liabilities:	
Accounts receivable, net	(228)
Notes receivable	(269)
Other current and non-current assets	3
Due from affiliates, net	(21,331)
Accounts payable and accrued liabilities	89
Section 31 fees payable	(5,331)
Other current and non-current liabilities	(596)
Total adjustments	<u>(25,898)</u>
Net cash used in operating activities	<u>(700)</u>

Financing activities:

Dividend from affiliate	136
Net cash provided by financing activities	<u>136</u>
Net decrease in cash and cash equivalents	(564)
Cash and cash equivalents, beginning of year	1,972
Cash and cash equivalents, end of year	<u><u>\$ 1,408</u></u>

Supplemental cash flow disclosure:

Cash paid for income taxes	\$ —
----------------------------	------

See accompanying notes to financial statements.

NYSE Chicago, Inc.

Notes to Financial Statements

December 31, 2023

1. Description of Business

NYSE Chicago, Inc. (“NYSE Chicago”, or the “Exchange”), formerly known as Chicago Stock Exchange, Inc., is a wholly owned subsidiary of NYSE Chicago Holdings, Inc. (“Holdings” or “Parent”), a for-profit, Delaware corporation. The Parent is a wholly owned subsidiary of NYSE Group, Inc., a holding company that through its subsidiaries, operates securities exchanges including the Exchange. NYSE Group, Inc. is a wholly-owned subsidiary of Intercontinental Exchange, Inc. (“ICE”). ICE operates regulated global markets and clearing houses, including futures exchanges, over-the-counter markets and derivatives clearing houses. The Exchange is a United States registered national securities exchange and self-regulatory organization (“SRO”). As such, it is registered with, and subject to oversight by, the Securities and Exchange Commission (“SEC”). In addition to the Exchange, NYSE Group, Inc. has four other subsidiary SRO’s: New York Stock Exchange LLC, NYSE American LLC, NYSE National, Inc., and NYSE Arca, Inc.

The Exchange is the regulator of its members. Certain of the Exchange’s regulatory functions are performed by the Financial Industry Regulatory Authority, Inc., (“FINRA”) pursuant to an agreement.

2. Significant Accounting Policies

Basis of Presentation

The accompanying financial statements have been prepared by the Exchange in accordance with United States generally accepted accounting principles (“U.S. GAAP”). All intercompany balances and transactions between the Exchange and its Subsidiaries have been eliminated in consolidation.

Use of Estimates

The preparation of the consolidated financial statements in conformity with U.S. GAAP requires the Exchange’s management to make estimates and assumptions that affect the reported amounts of assets and liabilities and disclosure of contingent assets and liabilities as of the date of the consolidated financial statements. Estimates also affect the reported amounts of revenues and expenses during the reporting period. Actual results could differ from those estimates.

Affiliate Revenues and Expenses

Affiliate revenues are recognized when the related services are provided to the Exchange’s affiliates. Affiliate expenses are recognized at the time the services are provided to the Exchange by its affiliates (Note 6).

Cash and Cash Equivalents

The Exchange considers all short-term, highly liquid investments with maturities of three months or less at the time of purchase to be cash equivalents. As of December 31, 2023, the Company did not hold any investments of this type.

Allowance for Doubtful Accounts

Under ASU 2016-13 *Measurement of Credit Losses on Financial Instruments*, we estimate our allowance for doubtful accounts using an aging method, disaggregated based on major revenue stream categories as well as other unique revenue stream factors. The allowance for doubtful accounts is maintained at a level that we believe to be sufficient to absorb expected credit losses over the expected life in our accounts receivable portfolio. The allowance is based on several factors, including continuous assessments of risk characteristics, specific customer events that may impact its ability to meet its financial obligations, and other reasonable and supportable economic forecasts and characteristics. Accounts receivable are written-off against the allowance for doubtful accounts when collection efforts cease. The Exchange's allowance for doubtful accounts was de minimis as of the balance sheet date.

Property and Equipment

Property and equipment is recorded at cost, reduced by accumulated depreciation (Note 3). Depreciation and amortization expense related to property and equipment is computed using the straight-line method based on estimated useful lives of the assets. The Exchange reviews the remaining estimated useful lives of its property and equipment at each balance sheet date and will make adjustments to the estimated remaining useful lives whenever events or changes in circumstances indicate that the remaining useful lives have changed.

Nonqualified Pension Plan

The Exchange has a nonqualified defined benefit pension plan. The benefit accrual for the pension plan is frozen. We recognize the benefit obligation as of the date of our fiscal year-end in the balance sheet and provide additional disclosures in the footnotes to the consolidated financial statements (Note 7).

Benefit plan costs and liabilities are dependent on assumptions used in calculating such amounts. These assumptions include discount rate, mortality rates, and other factors. Actual results that differ from the assumptions generally affect recognized expense and the recorded obligation in current period. We immediately recognize in the statement of comprehensive income certain of these unrecognized amounts when triggering events occur, such as when a settlement of pension obligations in excess of total interest and service costs occurs. While we believe that the assumptions used are appropriate, differences in actual experience or changes in assumptions may affect our pension obligations and future expense recognized.

Income Taxes

The Exchange is included in the consolidated federal and certain unitary state and local income tax returns filed by certain affiliates. In addition, the Exchange files separate state and local income tax returns for certain other states. Income taxes reflected in the accompanying financial statements are generally calculated as if the Exchange filed separate income tax

Notes to Financial Statements (continued)

returns, except where allocation is permitted under treasury regulations, and are accounted for under the liability method. The Exchange recognizes a current tax liability or tax asset for the estimated taxes payable or refundable on tax returns for the current year. The Exchange recognizes deferred tax assets and liabilities for the expected future tax consequences of temporary differences between the financial statement carrying amounts and the tax bases of assets and liabilities. The Exchange establishes valuation allowances if it believes that it is more likely than not that some or all of its deferred tax assets will not be realized. Deferred tax assets and liabilities are measured using current enacted tax rates in effect. Tax attributes or tax benefits that exist based on the Exchange's separate return method that can be used by its affiliates are treated as intercompany transactions between the Exchange and the affiliates.

The Exchange does not recognize a tax benefit unless it concludes that it is more likely than not that the benefit will be sustained on audit by the taxing authority based solely on the technical merits of the associated tax position. If the recognition threshold is met, the Exchange recognizes a tax benefit measured at the largest amount of the tax benefit that, in its judgment, is greater than 50 percent likely to be realized. The Exchange recognizes accrued interest and penalties related to uncertain tax positions as a component of income tax expense.

The Exchange is subject to tax in numerous jurisdictions, primarily based on its operations. Significant judgment is required in assessing the future tax consequences of events that have been recognized in the Exchange's financial statements or tax returns. Fluctuations in the actual outcome of these future tax consequences could have material impact on the Exchange's financial position or operating results.

Revenue Recognition

Cash equities trading fee revenues are paid by customer organizations based on their trading activity. The Exchange recognizes revenue when it provides services to customers in an amount that reflects the consideration to which it expect to be entitled in exchange for those services. Fees are assessed on a per share basis for trading in equity securities. The fees vary based on the size and type of trade that is consummated. The Exchange earns transaction fees for customer orders of equity securities matched internally, as well as for customer orders routed to other exchanges. Cash equities trading fees contain one performance obligation related to trade execution which occurs instantaneously, and the revenue is recorded at the point in time of the trade execution. Cash equities trading fees are recorded gross of liquidity rebates and routing charges. Liquidity payments made to cash trading customers and routing charges paid to other exchanges are included in transaction-based expenses in the statement of net income.

The Exchange earns market data revenues for trading of Tape A, B, and C securities. Consortium-based data fees are determined by securities industry plans. Consortium-based data revenues that coordinated market data distribution generates (net of administration costs) are distributed to participating markets on the basis of the Regulation National Market System ("Reg NMS") formula. From time to time, the securities information processors may recover revenues from prior periods that were uncollected in those periods. Revenue is accrued in the month the Exchange's performance obligations of data delivery is met and included in data services fees in the statement of net income.

Notes to Financial Statements (continued)

The Exchange, as a participant in the respective consolidated tape and consolidated quote plans, receives a share of the distribution for the back-billed revenue recoveries. Revenue is recognized when received and included in data service fees in the statement of net income.

Participant services and fees consist principally of connectivity fees, SRO fees, and other fees. Such fees are recognized over the period the fees are earned. Trading permit fees are recognized on an accrual basis when earned.

Fair Value Measurements

Fair value is the price that would be received from selling an asset or paid to transfer a liability (an exit price) in the principal or most advantageous market for the asset or liability in an orderly transaction between market participants at the measurement date.

The fair value of the Exchange's assets acquired and assumed liabilities is measured based on a three-level hierarchy:

- **Level 1 inputs** — quoted prices for identical assets or liabilities in active markets.
- **Level 2 inputs** — observable inputs other than Level 1 inputs such as quoted prices for similar assets and liabilities in active markets or inputs other than quoted prices that are directly observable.
- **Level 3 inputs** — unobservable inputs supported by little or no market activity and that are significant to the fair value of the assets or liabilities.

Transaction-Based Expenses

The Exchange pays the SEC fees pursuant to Section 31 of the Securities Exchange Act of 1934 for transactions executed on the U.S. security exchanges. These Section 31 fees (which are included in transaction-based expenses in the consolidated statement of net income) are designed to recover the government's costs of supervising and regulating the securities markets and securities professionals. The Exchange, in turn, collects activity assessment fees, which are included in transaction fees in the consolidated statement of net income, from member organizations clearing or settling trades on the Exchange and recognizes these amounts as revenue when invoiced. Fees received are included in cash at the time of receipt and, as required by law, the amount due to the SEC is remitted semiannually and recorded as an accrued liability until paid. The activity assessment fees are designed so that they are equal to the Section 31 fees paid by the Exchange to the SEC. As a result, Section 31 fees do not have an impact on the Exchange's net income.

Section 31 fees collected from customers are recorded on a gross basis as a component of transaction fee revenue.

The Exchange also incurs routing charges when it does not have the best bid or offer in the market for a security that a customer is trying to buy or sell on the Exchange. In that case, the customer's order is routed to the external market center that displays the best bid or offer. The external market center charges the Exchange a fee per share (denominated in tenths of a cent per share) for routing to its system. The Exchange includes costs incurred due to erroneous trade execution within routing and clearing.

3. Property & Equipment

Components of property and equipment were as follows as of December 31, 2023 (in thousands):

Leasehold improvements	—
Computers and equipment	4,089
Software, including software development costs	1,384
	<u>5,473</u>
Less: accumulated depreciation and amortization	(4,317)
Total property and equipment, net	<u><u>\$ 1,156</u></u>

For the year ended December 31, 2023, depreciation expense was \$954 thousand.

4. Notes Receivable

In 2016, the SEC approved a plan to establish a market-wide consolidated audit trail, or CAT, to improve regulators' ability to monitor trading activity. In 2018, the first phase of implementation went live and required SRO participants to begin reporting to the CAT. Funding of the implementation and operation of the CAT is ultimately expected to be provided by both the SROs and broker-dealers. To date, however, funding has been provided solely by the SROs, partly in exchange for promissory notes, which increases the risk that SROs, including the Company, will not be reimbursed for costs expended to date. Due to the replacement of the original plan processor, promissory impairment charges were recorded in 2019, 2020, and 2023. \$1,959 thousand of impairment charges were recorded in 2023.

During the year ended December 31, 2023, total payments to the CAT were \$2,650 thousand with a net \$2,228 thousand being recorded to notes receivable in the consolidated balance sheet after a \$422 thousand reserve and provision recorded in professional services in the consolidated statement of net income. The SEC approved a funding model that shares the cost of the CAT between SROs and broker-dealers in September 2023, however, that approval has been challenged in the United States Court of Appeals for the Eleventh Circuit. If this challenge is successful, there is a risk that SROs will not be reimbursed. As of December 31, 2023, the Exchange has accrued approximately \$6,237 thousand as a receivable in connection with our portion of expenses related to the CAT implementation. In addition, there are additional risks to SRO participants related to regulatory actions or fines in connection with a delay in implementation of the CAT.

5. Income Taxes

The components of the income tax provision for the year ended December 31, 2023 were as follows (in thousands):

Current:	
Federal	\$ 5,607
State and local	1,358
Total current	<u>6,965</u>
Deferred:	
Federal	767
State and local	44
Total deferred	<u>811</u>
Total tax expense	<u><u>\$ 7,776</u></u>

A reconciliation of the U.S. federal statutory rate of 21 percent to the Exchange's actual income tax rate for the year ended December 31, 2023, was as follows:

Federal statutory rate	21 %
State and local taxes (net of federal benefit)	5
Prior year adjustments	(1)
Other	(1)
Effective tax rate	<u><u>24 %</u></u>

The effective tax rate is greater than the federal statutory rate primarily due to state and local income taxes, partially offset by prior year adjustments.

Deferred income taxes reflect the net tax effects of temporary differences between the carrying amounts of assets and liabilities for financial reporting purposes and the amounts used for income tax purposes. The following table summarizes the significant components of deferred tax assets and liabilities as of December 31, 2023 (in thousands):

Deferred tax assets:	
Loss Carryforwards	\$ 1,667
Pension	446
Other	349
Total deferred tax assets	<u><u>\$ 2,462</u></u>
Deferred tax liabilities:	
Property and equipment	<u>(292)</u>
Total deferred tax liabilities	<u>(292)</u>
Net non-current deferred tax assets/(liabilities)	<u><u>\$ 2,170</u></u>

A valuation allowance is established when management determines that it is more likely than not that all or some portion of the benefit of the deferred tax assets will not be realized. Tax attributes or tax benefits that exist based on the Exchange's separate return method that can

Notes to Financial Statements (continued)

be used by its affiliates in a consolidated filing are treated as intercompany transactions between the Exchange and affiliates. We believe the deferred tax assets will be fully realized prior to expiration.

As of December 31, 2023, the Exchange has gross federal net operating loss carryforwards of \$7,938,000. These carryforwards are available to offset future taxable income until they begin to expire in 2028. Tax years prior to 2018 are no longer subject to examination.

6. Related Parties

The Exchange has agreements with ICE and other affiliates who are wholly-owned subsidiaries of ICE to support the operations of the Exchange. These subsidiaries of ICE also make payments to vendors on behalf of the Exchange and the Exchange also makes payments to vendors on behalf of these subsidiaries. The Parent also pays or recovers federal and certain state and local unitary income taxes on behalf of the Exchange.

The Exchange has agreements with ICE and New York Stock Exchange LLC for them to provide management and technical support services to the Exchange. The expenses incurred by ICE and New York Stock Exchange LLC primarily relate to salary, wages and benefits of the employees involved in performing or directly supervising services, hosting costs, regulatory service costs, as well as other direct and overhead costs. During the year ended December 31, 2023, expenses of \$9,068 thousand have been recorded by the Exchange in connection with these agreements and are reflected as affiliate expenses in the accompanying statement of net income.

NYSE Arca, Inc. acts as a routing agent of the Exchange by routing orders to and from other execution venues that contain the best bid or offer in the market. The Exchange earns transaction fees from NYSE Arca, Inc. when trades are routed to it and incurs routing fees from NYSE Arca, Inc. when trades are routed from it. The routing fees represent a markup of actual routing costs charged by other execution venues. During the year ended December 31, 2023, revenues of \$78 thousand and expenses of \$78 thousand have been recorded by the Exchange in connection with these agreements and are reflected as affiliate revenue and expenses in the accompanying statement of net income.

As of December 31, 2023, the Exchange had a \$70,249 thousand receivable and a \$29,143 thousand payable related to these agreements. Payments of the related party balances are made on an as needed basis and no interest is charged on the balances. Payments of \$14 thousand have been received from affiliates and payments of \$33,519 thousand have been made to affiliates subsequent to the year ended December 31, 2023.

7. Employee Benefit Plans

The Exchange has a nonqualified defined benefit pension plan that covers all eligible employees as defined. The nonqualified pension plan, with an aggregate projected benefit obligation of \$1,712 thousands as of December 31, 2023, is unfunded. In September 2004, the Exchange froze the future benefit accruals for the nonqualified defined benefit pension plan. The elimination of future benefit accruals triggered a curtailment event under ASC 715, "Compensation—Retirement of Benefits."

Notes to Financial Statements (continued)

A reconciliation of beginning and ending balances of the projected benefit obligations, certain actuarial assumptions, fair value of plan assets, and the funded status of the plan and the components of pension cost for the nonqualified defined benefit plan is indicated below (in thousands):

Change in benefit obligation:	
Benefit obligation at January 1, 2023	\$ 1,787
Interest cost	80
Actuarial gain	33
Benefits paid	(188)
Benefit obligation at December 31, 2023	<u>\$ 1,712</u>
Change in plan assets:	
Fair value of plan assets at January 1, 2023	\$ —
Employer contributions	188
Benefits paid	(188)
Fair value of plan assets at December 31, 2023	<u>—</u>
Accumulated benefit obligation	<u>\$ 1,712</u>
Amounts recognized in the balance sheet:	
Accounts payable and accrued liabilities	<u>\$ 181</u>
Non-current liabilities	<u>\$ 1,531</u>

The components of the pension plan expense in the statement of comprehensive income are set forth below for the year ended December 31, 2023 (in thousands):

	Year Ended December 31, 2023
Interest cost	\$ 80
Amortization of loss	18
Net periodic benefit cost	<u>\$ 98</u>

The Exchange used a weighted-average discount rate of 4.75% to determine benefit obligations.

The accumulated other comprehensive loss as of December 31, 2023 consisted of \$494,000, net of deferred tax liability of \$(80,000), that has not yet been recognized in net periodic benefit cost.

Estimated future benefit payments, which reflect expected future service at December 31, 2023, are as follows (in thousands):

Notes to Financial Statements (continued)

2024	\$	185
2025		177
2024		169
2025		160
2026		151
Next 5 years		673

A 4.75% weighted-average discount rate assumption was used to determine net periodic benefit costs for the year ended December 31, 2023.

8. Contingencies

The Exchange is, from time to time, subject to legal and regulatory proceedings that arise in the ordinary course of business. However, the Exchange does not believe that the resolution of these matters will have a material adverse effect on the Exchange's consolidated balance sheet, statement of comprehensive income, or liquidity. It is possible, however, that future results of operations could be materially and adversely affected by any new developments relating to the legal proceedings and claims.

On May 22, 2024, the SEC publicly announced an Order Instituting Cease-And-Desist Proceedings Pursuant to Section 21C of the Securities Exchange Act of 1934, Making Findings, and Imposing A Cease-And-Desist Order (the "Order"), finding the Exchange and eight other ICE subsidiaries governed by the SEC's Regulation Systems Compliance and Integrity ("Reg SCI") violated Reg SCI and ICE caused such Reg SCI violations. A copy of the Order, the findings of which the Exchange neither admits nor denies, can be found at <https://www.sec.gov/files/litigation/admin/2024/34-100206.pdf>. ICE paid the applicable fine in full and there is no impact to the Exchange's financial statements.

9. Subsequent Events

The Exchange has evaluated subsequent events and transactions through June 28, 2024, the date the financial statements were issued, and determined that no events or transactions met the definition of a subsequent event for purpose of recognition or disclosure in these financial statements, except as disclosed in Note 8 above.

EXHIBIT J

ACCOMPANYING AMENDMENT TO FORM 1 REGISTRATION STATEMENT
OF
NYSE CHICAGO, INC.

JUNE 2024

EXHIBIT J

Lists of the officers, directors, members of all standing committees, or persons performing similar functions are kept up to date and will be made available to the Securities and Exchange Commission and to the public upon request.

EXHIBIT K

ACCOMPANYING AMENDMENT TO FORM 1 REGISTRATION STATEMENT

OF

NYSE CHICAGO, INC.

JUNE 2024

EXHIBIT K

The ownership structure of NYSE Chicago, Inc. is as follows:

1. Full legal name: NYSE Chicago Holdings, Inc.
2. Title or status: Delaware corporation
3. Date title or status was acquired: February 8, 2005
4. Approximate ownership interest: 100% ownership interest
5. Whether the Person has control: Yes, NYSE Chicago Holdings, Inc. has control.

EXHIBIT M

ACCOMPANYING AMENDMENT TO FORM 1 REGISTRATION STATEMENT

OF

NYSE CHICAGO, INC.

JUNE 2024

EXHIBIT M

An alphabetical listing of the members and member organizations of NYSE Chicago, Inc., containing information including the name, date of election, principal place of business, and information with respect to the activities in which the members and member organizations are primarily engaged, is maintained by NYSE Chicago, Inc., is kept up to date, and will be made available to the Securities and Exchange Commission upon request.

In addition, a list of member organizations of NYSE Chicago Inc. is publicly available on the Exchange's website at www.nyse.com.

EXHIBIT N

ACCOMPANYING AMENDMENT TO FORM 1 REGISTRATION STATEMENT

OF

NYSE CHICAGO, INC.

JUNE 2024

EXHIBIT N

A schedule of NYSE Chicago, Inc.'s securities admitted to trading is publicly available on the Exchange's website at www.NYSE.com.

A list of such securities is also maintained by the Exchange, is kept up to date, and will be made available to the Securities and Exchange Commission and the public on request.

June 28, 2024

VIA KITEWORKS

U.S. Securities and Exchange Commission
Division of Market Regulation
Office of Market Supervision
100 F Street, NE
Washington, D.C. 20549

Re: ICE Organizational Chart

In connection with the 2024 amendments to the Form 1 applications pursuant to Rule 6a-2 under the Securities Exchange Act of 1934 (the “Act”) for New York Stock Exchange LLC (“NYSE”), NYSE American LLC (“NYSE American”), NYSE Arca, Inc. (“NYSE Arca”), NYSE Chicago, Inc. (“NYSE Chicago”), and NYSE National, Inc. (“NYSE National” and collectively, the “Exchanges”), the Exchanges hereby are providing an organizational chart of Intercontinental Exchange, Inc. (“ICE”), the Exchanges’ parent company, as of June 2024 (the “ICE Organizational Chart”).

In April 2017, the Securities and Exchange Commission granted NYSE, NYSE American, NYSE Arca, and NYSE National a conditional exemption from certain requirements of Rule 6a-2 under the Act.¹ In April 2019, NYSE Chicago was granted a substantially similar exemption.² Pursuant to such exemptions, the Exchanges are providing the ICE Organizational Chart, as a supplement to the above-mentioned amendments to the Form 1 applications. The ICE Organizational Chart amends the previously provided information setting forth the affiliation of the foreign indirect affiliates of the Exchanges.³

If you have questions, please do not hesitate to contact Martha Redding, Corporate Secretary and Associate General Counsel, at (212) 656-2938 or martha.redding@ice.com.

Sincerely,



Enclosure

¹ See Securities Exchange Act Release No. 80536 (April 27, 2017), 82 FR 20671 (May 3, 2017) (order granting application by New York Stock Exchange LLC, NYSE MKT LLC, NYSE Arca, Inc., and NYSE National, Inc., respectively, for a conditional exemption pursuant to Section 36(a) of the Exchange Act from certain requirements of Rule 6a-2 under the Exchange Act).

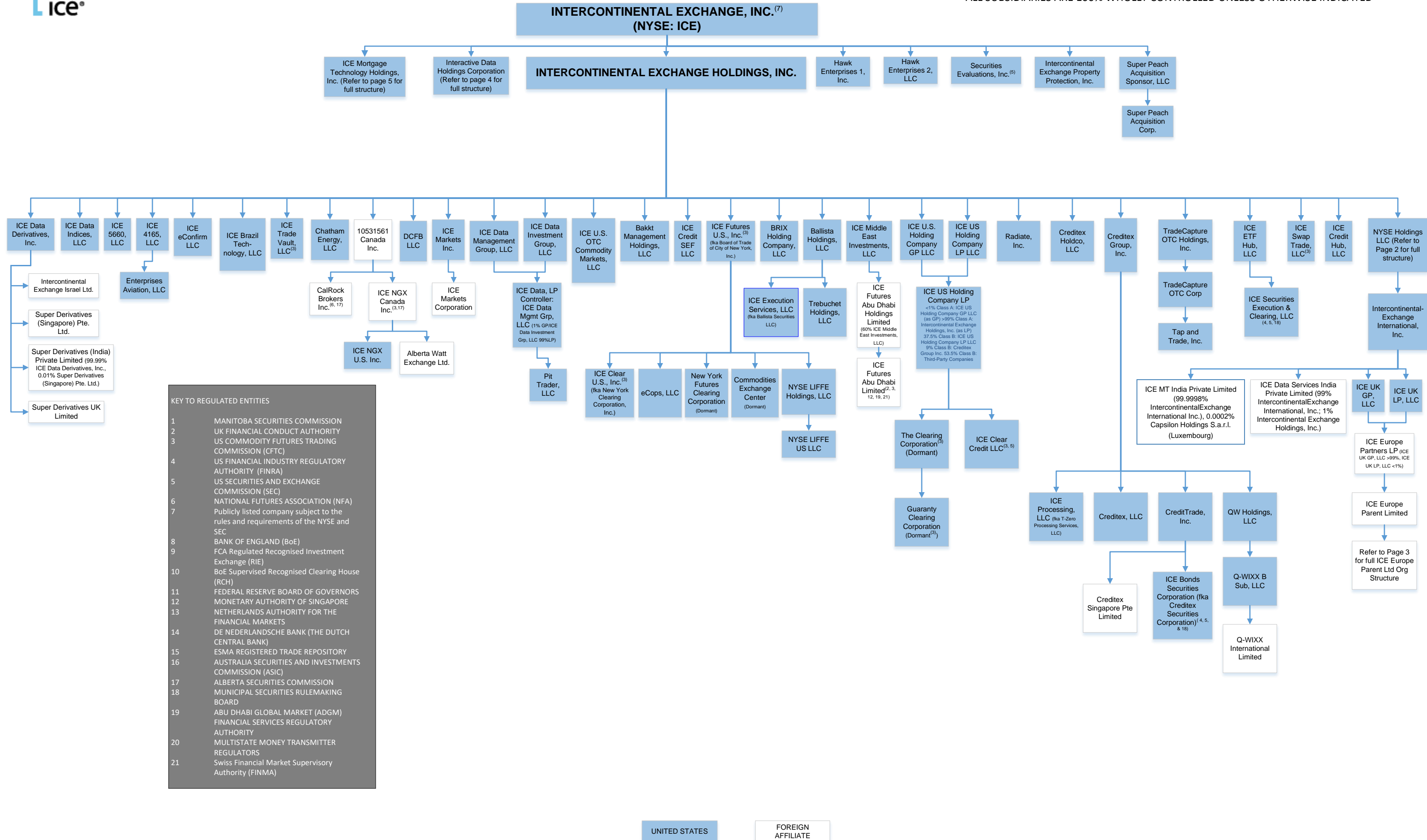
² See Securities Exchange Act Release No. 85611 (April 11, 2019) (order granting application by NYSE Chicago, Inc. for a conditional exemption pursuant to Section 36(a) of the Exchange Act from Certain Requirements of Rule 6a-2 under the Exchange Act).

³ See *id.* at 5, and 82 FR 20671, at 20672.



ICE Corporate Structure as of June 1, 2024

ALL SUBSIDIARIES ARE 100% WHOLLY CONTROLLED UNLESS OTHERWISE INDICATED



KEY TO REGULATED ENTITIES

- 1 MANITOBA SECURITIES COMMISSION
- 2 UK FINANCIAL CONDUCT AUTHORITY
- 3 US COMMODITY FUTURES TRADING COMMISSION (CFTC)
- 4 US FINANCIAL INDUSTRY REGULATORY AUTHORITY (FINRA)
- 5 US SECURITIES AND EXCHANGE COMMISSION (SEC)
- 6 NATIONAL FUTURES ASSOCIATION (NFA)
- 7 Publicly listed company subject to the rules and requirements of the NYSE and SEC
- 8 BANK OF ENGLAND (BoE)
- 9 FCA Regulated Recognised Investment Exchange (RIE)
- 10 BoE Supervised Recognised Clearing House (RCH)
- 11 FEDERAL RESERVE BOARD OF GOVERNORS
- 12 MONETARY AUTHORITY OF SINGAPORE
- 13 NETHERLANDS AUTHORITY FOR THE FINANCIAL MARKETS
- 14 DE NEDERLANDSCHE BANK (THE DUTCH CENTRAL BANK)
- 15 ESMA REGISTERED TRADE REPOSITORY
- 16 AUSTRALIA SECURITIES AND INVESTMENTS COMMISSION (ASIC)
- 17 ALBERTA SECURITIES COMMISSION
- 18 MUNICIPAL SECURITIES RULEMAKING BOARD
- 19 ABU DHABI GLOBAL MARKET (ADGM) FINANCIAL SERVICES REGULATORY AUTHORITY
- 20 MULTISTATE MONEY TRANSMITTER REGULATORS
- 21 Swiss Financial Market Supervisory Authority (FINMA)

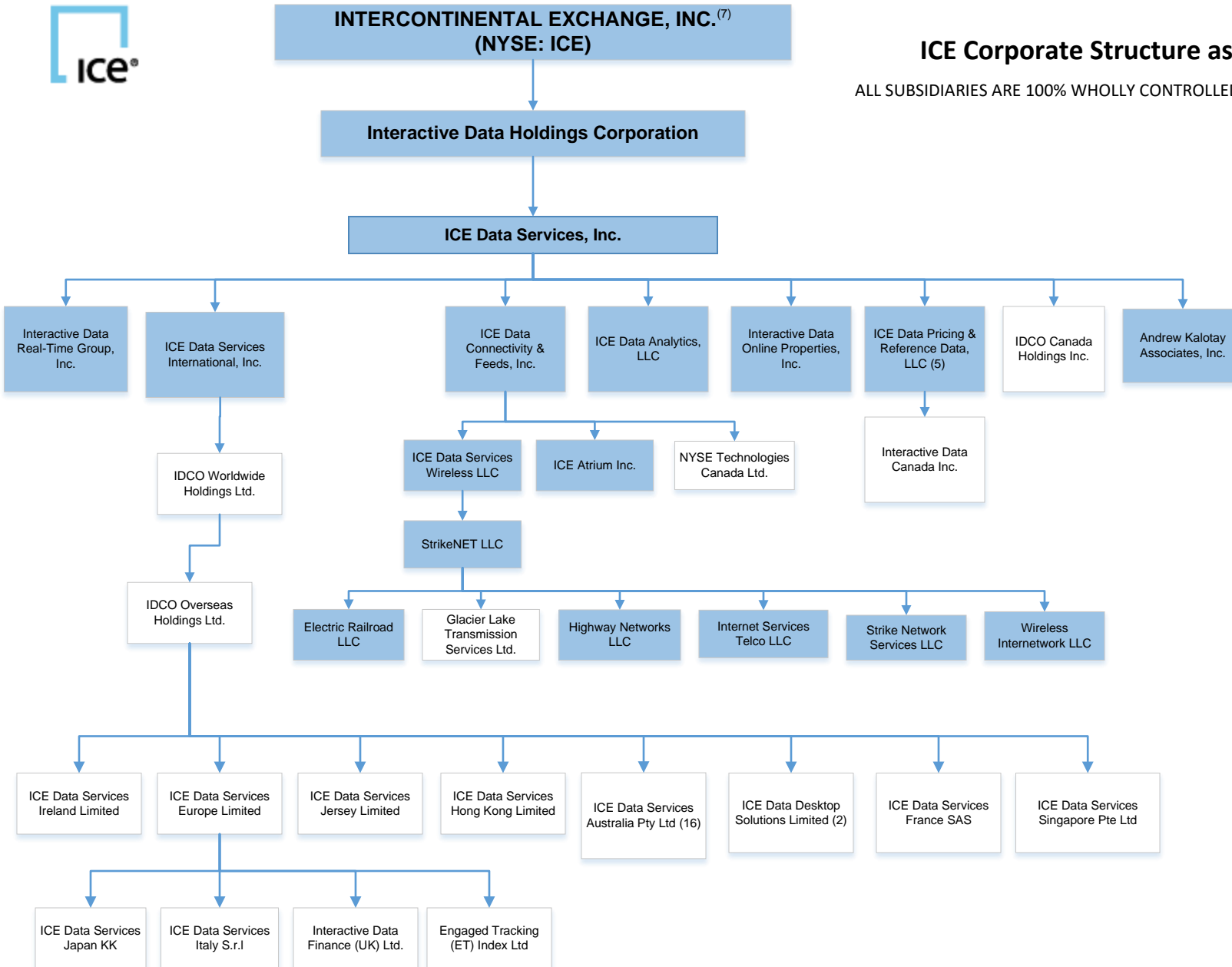
UNITED STATES FOREIGN AFFILIATE



**INTERCONTINENTAL EXCHANGE, INC.⁽⁷⁾
(NYSE: ICE)**

ICE Corporate Structure as of June 1, 2024

ALL SUBSIDIARIES ARE 100% WHOLLY CONTROLLED UNLESS OTHERWISE INDICATED



UNITED STATES

FOREIGN AFFILIATE

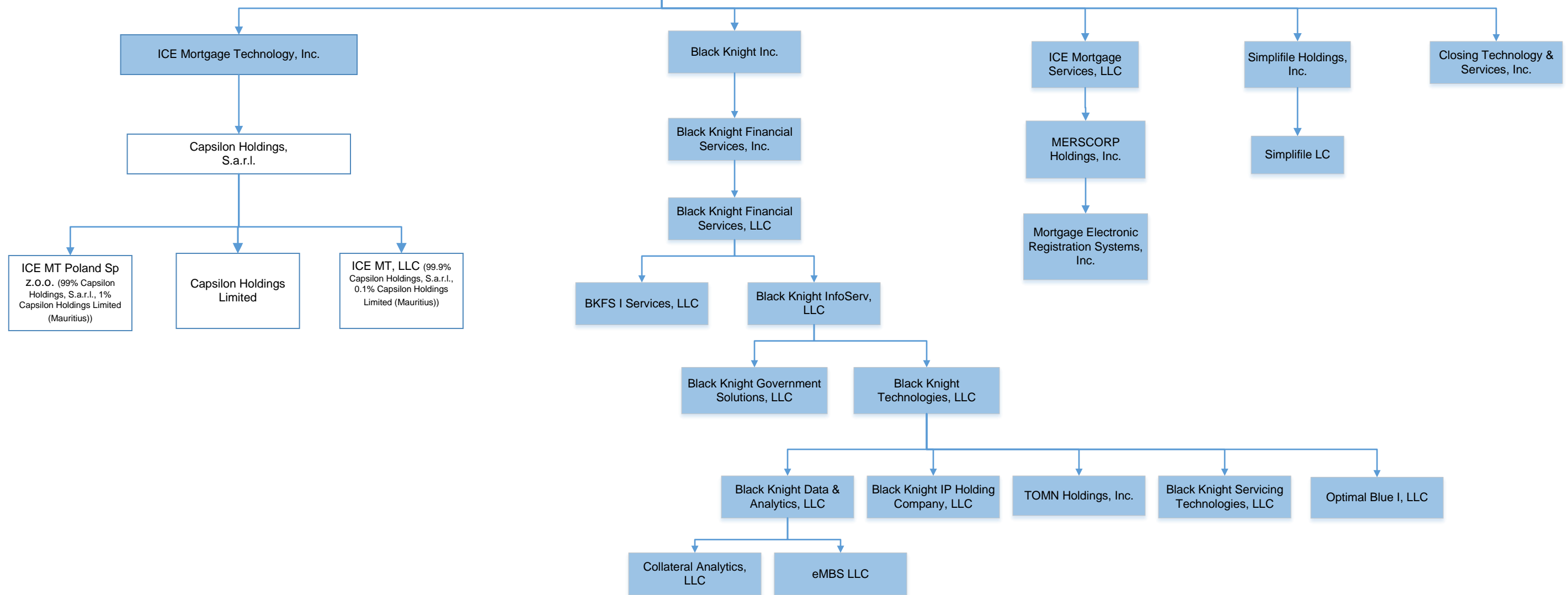


ICE Corporate Structure as of June 1, 2024

ALL SUBSIDIARIES ARE 100% WHOLLY CONTROLLED UNLESS OTHERWISE INDICATED

INTERCONTINENTAL EXCHANGE, INC.⁽⁷⁾
(NYSE: ICE)

ICE Mortgage Technology Holdings, Inc.



UNITED STATES FOREIGN AFFILIATE