




11008313



2010 Annual Report




M-Square Research Park
College Park, MD



National Business Park
Annapolis Junction, MD




I-66 Highways for LIFE
Roadway Panels Installation



Intercounty Connector
Montgomery County, MD



American Concrete
Institute Award



JJ Hooks at Nuclear Security
Summit, Washington, DC

CONCRETE IN MIDDLE

To Our Smith-Midland Shareholders, Customers, Associates, and Business Partners:

2010 Started Slow But Ended as the Best Year Ever for the Company

"It was the most profitable year in the history of the Company while still in the midst of one of the worst economic years in recent times," a headline lifted right out of the 2009 annual report. Achieving back to back record earnings for the Company is a tribute to the dedicated associates and management of Smith-Midland Corporation. The Company has continued its strategy of using its assets, including cash, in a conservative manner to preserve its market share of products and services in its geographical marketing area. Raw materials purchased in 2010 and 2009 remained primarily stable over the respective periods; however, in 2011 we have encountered increases in both steel and fuel prices. It is incumbent on management of the Company to offset these and other cost increases through standardized manufacturing processes and improved purchasing capabilities.

As 2011 is exhibiting signs of a volatile economy in general, and the construction industry in particular, remaining profitable and the execution of its strategic plan will be a continuing challenge for the management of the Company.

Six Months Ended June 30, 2011 - Results of Operations

While sales increased slightly for the six months ended June 30, 2011 as compared to the same period in 2010, pre-tax profit decreased during the same period. Sales for the six months ended June 30, 2011 and 2010 were \$14.7 million and \$14.0 million, respectively, while pre-tax profits were \$442,436 and \$1,011,453, respectively. Fully diluted earnings per share were \$.09 for the first six months of 2011 compared to \$.21 for the same period in 2010. The reduced profit for the period was a result of the product mix during the period that contained several less profitable contracts, increased steel and fuel prices and a slight increase in general and administrative costs.

A Look Ahead....

Short Term Strategies.... While management focuses on long-term priorities, we never lose sight of what is happening now. Our short-term focus has been, and continues to be, on weathering the current economic storm, improving Company processes through lean manufacturing and conserving cash. We will not take chances in the short-term to increase profits at the expense of our long-term strategic plan. In the short-term we expect some of the larger construction projects will yield lower gross margins (a result of highly competitive bidding), continued upward pressure on raw materials and lower overall sales. So, to maintain our profitability in the near term, we will continue with our Company strategic plan with emphasis on those activities that will help us in the current economic conditions.

Long-Term Strategies.... The focus of Smith-Midland has always been on the future of the Company. As the Company is in its 51st year of operations, we believe we have achieved success from our strategic planning model. The core points of our strategic plan is based on the following objectives:

- Continue with and accelerate our lean manufacturing journey
- Continued diversification through proprietary product innovation
- Enhance our associate safety program
- Improve product quality
- Close partnerships with our strongest customers to maintain and improve our market share
- Partner with our raw material vendors to insure an adequate supply at the best possible prices
- Achieve growth through providing ancillary services and potential acquisitions

By focusing on these short and long-terms objectives we will be in an advantageous position as the construction economy improves and product demand increases.

Financing and Investments

The Company ended 2010 with its cash balance over \$2.5 million. During 2010, we invested \$1.1 million dollars upgrading our property and equipment to meet current and future growth with funds generated primarily by operations. We have been and plan to continue to be more selective in our capital investments in 2011 thereby conserving cash flows for operations and other potential needs. Our balance sheet is in excellent condition which helps insure the ability of the Company to withstand a prolonged downturn and be ready for the eventual recovery.



Sincerely,

Rodney I. Smith
Chairman of the Board
& Chief Executive Officer

UNITED STATES
SECURITIES AND EXCHANGE COMMISSION
Washington, D.C. 20549

FORM 10-K

Annual Report Pursuant to Section 13 or 15(d) of the Securities Exchange Act of 1934
For the Fiscal Year Ended December 31, 2010

or

Transition Report Pursuant to Section 13 or 15(d) of the Securities Exchange Act of 1934
Commission File Number 1-13752

Smith-Midland Corporation

(Exact Name of Registrant as Specified in its Charter)

Delaware
(State or Other Jurisdiction of
Incorporation or Organization)

54-1727060
(I.R.S. Employer
Identification No.)

P.O. Box 300, 5119 Catlett Road
Midland, Virginia 22728
(Address of Principal Executive Offices, Zip Code)

(540) 439-3266
(Registrant's Telephone Number, Including Area Code)

Securities Registered Under Section 12(b) of the Act: None

Securities Registered Pursuant to Section 12(g) of the Act:

Common Stock, \$.01 par value per share
(Title of Class)

Preferred Stock Purchase Rights
(Title of Class)

Indicate by check mark if the registrant is a well-known seasoned issuer, as defined in Rule 405 of the Securities Act. Yes No

Indicate by check mark if the registrant is not required to file reports pursuant to Section 13 or 15(d) of the Act. Yes No

Indicate by check mark whether the registrant: (1) has filed all reports required to be filed by Section 13 or 15(d) of the Securities Exchange Act of 1934 during the preceding 12 months (or for such shorter period that the registrant was required to file such reports), and (2) has been subject to such filing requirements for the past 90 days. Yes No

SEC
Mail Processing
Section
AUG 26 2011
Washington, DC
105

Indicate by check mark whether the registrant has submitted electronically and posted on its corporate Web site, if any, every Interactive Data File required to be submitted and posted pursuant to Rule 405 of Regulation S-T (§232.405 of this chapter) during the preceding 12 months (or for such shorter period that the registrant was required to submit and post such files). Yes No

Indicate by check mark if disclosure of delinquent filers pursuant to Item 405 of Regulation S-K (§229.405 of this chapter) is not contained herein, and will not be contained, to the best of registrant's knowledge, in definitive proxy or information statements incorporated by reference in Part III of this Form 10-K or any amendment to this Form 10-K.

Indicate by check mark whether the registrant is a large accelerated filer, an accelerated filer, a non-accelerated filer, or a smaller reporting company. See the definitions of "large accelerated filer," "accelerated filer," and "smaller reporting company" in Rule 12b-2 of the Exchange Act. (check one)

Large Accelerated Filer Accelerated filer

Non-accelerated Filer Smaller reporting company

Indicate by check mark whether the registrant is a shell company (as defined in Rule 12b-2 of the Act). Yes No

The aggregate market value of the shares of the voting and non-voting common equity held by non-affiliates computed by reference to the average bid and asked price of such common equity as of June 30, 2010 (the last business day of the Company's most recently completed second fiscal quarter) was \$5,020,054. For the sole purpose of making this calculation, the term "non-affiliate" has been interpreted to exclude directors, officers and holders of 10% or more of the Company's common stock.

As of March 21, 2011, the Company had outstanding 4,663,262 shares of Common Stock, \$.01 par value per share, net of treasury shares.

Documents Incorporated By Reference

None

FORWARD-LOOKING STATEMENTS

This Annual Report and related documents include "forward-looking statements" within the meaning of Section 27A of the Securities Act and Section 21E of the Exchange Act. Forward-looking statements involve known and unknown risks, uncertainties and other factors which could cause the Company's actual results, performance (financial or operating) or achievements expressed or implied by such forward looking statements not to occur or be realized. Such forward looking statements generally are based upon the Company's best estimates of future results, performance or achievement, based upon current conditions and the most recent results of operations. Forward-looking statements may be identified by the use of forward-looking terminology such as "may," "will," "expect," "believe," "estimate," "anticipate," "continue," or similar terms, variations of those terms or the negative of those terms. Potential risks and uncertainties include, among other things, such factors as:

- our level of indebtedness and ability to satisfy the same,
- the continued availability of financing in the amounts, at the times, and on the terms required, to support our future business and capital projects,
- the extent to which we are successful in developing, acquiring, licensing or securing patents for proprietary products,
- changes in economic conditions specific to any one or more of our markets (including the availability of public funds and grants for construction),
- changes in general economic conditions, such as the continued weakness in construction activity in 2011 in the Company's primary service area,

- adverse weather which inhibits the demand for our products,
- our compliance with governmental regulations,
- the outcome of future litigation,
- on material construction projects, our ability to produce and install product that conforms to contract specifications and in a time frame that meets the contract requirements ,
- the cyclical nature of the construction industry,
- our exposure to increased interest expense payments should interest rates change,
- the board of directors, which is composed of four members, has only one outside, independent director,
- the Company does not have a separate audit committee; the board of directors functions in that role,
- the Company's board of directors does not have a member that qualifies as an audit committee financial expert as defined in the regulations,
- the Company has experienced a high degree of employee turnover, and
- the other factors and information disclosed and discussed in other sections of this report.

Investors and shareholders should carefully consider such risks, uncertainties and other information, disclosures and discussions which contain cautionary statements identifying important factors that could cause actual results to differ materially from those provided in the forward-looking statements. We undertake no obligation to publicly update or revise any forward-looking statements, whether as a result of new information, future events or otherwise.

PART I

Item 1. Business

General

Smith-Midland Corporation (the "Company") invents, develops, manufactures, markets, leases, licenses, sells, and installs a broad array of precast concrete products for use primarily in the construction, highway, utilities and farming industries. The Company's customers are primarily general contractors and federal, state, and local transportation authorities located in the Mid-Atlantic, Northeastern, Midwestern and Southeastern regions of the United States. The Company's operating strategy has involved producing innovative and proprietary products, including Slenderwall™, a patented, lightweight, energy efficient concrete and steel exterior wall panel for use in building construction; J-J Hooks® Highway Safety Barrier, a patented, positive-connected highway safety barrier; SoftSound, a proprietary sound absorptive finish used on the face of sound barriers to absorb some of the traffic noise, Sierra Wall™, a sound barrier primarily for roadside use; Easi-Set™ and Easi-Span™ transportable concrete buildings with patented features; and Beach Prisms erosion mitigating modules. In addition, the Company produces custom order precast concrete products with various architectural surfaces, as well as generic highway sound barriers, utility vaults and farm products such as cattleguards and water and feed troughs.

The Company was incorporated in Delaware on August 2, 1994. Prior to a corporate reorganization completed in October 1994, the Company conducted its business primarily through Smith-Midland Virginia, which was incorporated in 1960 as Smith Cattleguard Company, a Virginia corporation, and which subsequently changed its name to Smith-Midland Corporation in 1985. The Company's principal offices are located at 5119 Catlett Road, Midland, Virginia 22728 and its telephone number is (540) 439-3266. As used in this report, unless the context otherwise requires, the term the "Company" refers to Smith-Midland Corporation and its subsidiaries. The Company's wholly owned subsidiaries consist of Smith-Midland Corporation, a Virginia corporation; Smith-Carolina Corporation, a North Carolina corporation; Easi-Set Industries, Inc., a Virginia corporation; Concrete Safety Systems, Inc., a Virginia corporation; and Midland Advertising and Design, Inc., a Virginia corporation doing business as Ad Ventures.

Market

The Company's market primarily consists of general contractors performing public and private construction contracts, including the construction of commercial buildings, public and private roads and highways, and airports; municipal utilities; and federal, state, and local transportation authorities, primarily located in the Mid-Atlantic, Northeastern, Midwestern and Southeastern states. Due to the lightweight characteristics of the Slenderwall™ exterior cladding system, the Company has expanded its competitive services outside of the Mid-Atlantic states. The Company also licenses its proprietary products to precast concrete manufacturers nationwide and internationally in Canada, Belgium, New Zealand, Australia, Mexico, Spain, and Chile.

The precast concrete products market is affected by the cyclical nature of the construction industry. In addition, the demand for construction varies depending upon weather conditions, the availability of financing at reasonable interest rates, overall fluctuations in the national and regional economies, past overbuilding, labor relations in the construction industry, and the availability of material and energy supplies. A substantial portion of the Company's business is derived from local, state, and federal building projects, which are further dependent upon budgets and, in many cases, voter-approved bonds.

Products

Precast concrete products are cast at a manufacturing facility and delivered to a site for installation, as contrasted to ready-mix concrete, which is produced in a "batch plant," put into a mixer truck where it is mixed thoroughly and delivered to a construction site to be poured and set at the site. Precast concrete products are used primarily as parts of buildings or highway structures, and may be used architecturally, as in a decorative wall of a building, or structurally. Structural uses include building walls, frames, floors, or roofs. The Company currently manufactures and sells a wide variety of products for use in the construction, transportation and utility industries.

Easi-Set Slenderwall™ Lightweight Construction Panels

The Slenderwall™ system is a prefabricated, energy-efficient, lightweight exterior cladding system that is offered as a cost-effective alternative to the traditional, piecemeal construction of the exterior walls of buildings. The Company's Slenderwall system combines the essential components of a wall system into a single unit ready for interior dry wall mounting immediately upon installation. The base design of each Slenderwall™ panel consists of a galvanized or stainless steel stud frame with an exterior surface of approximately two-inch thick, steel-reinforced, high-density, precast concrete, with various available architectural surfaces. The exterior architectural concrete sheath is attached to the interior steel frame by use of epoxy coated steel connectors that position the exterior concrete approximately one-half inch away from the steel frame.

Slenderwall™ panels are approximately one-third the weight of traditional structural concrete walls of equivalent size, permanence and durability, and are also significantly improved as to permanence and durability. The lighter weight translates into reduced construction costs resulting from less onerous structural and foundation requirements as well as lower shipping costs. Additional savings result from reduced installation time and ease of erection and from the use of smaller cranes for installation.

The Company custom designs, manufactures, installs and licenses the Slenderwall™ exterior cladding system. The exterior of the Slenderwall™ system can be produced in a variety of attractive architectural finishes, such as concrete, exposed stone, granite or thin brick.

Easi-Set Sierra Wall™

The Easi-Set Sierra Wall™ (the "Sierra Wall") combines the strength and durability of precast concrete with a variety of finishes to provide an effective and attractive sound and sight barrier for use around residential, industrial, and commercial properties and alongside highways. With additional reinforcement, the Sierra Wall™ can also be used as a retaining wall to retain earth in both highway and residential construction. The Sierra Wall™ is typically constructed of four-inch thick, steel-reinforced concrete panels with an integral column creating a tongue and groove connection system. This tongue and groove connection system and its welded post to foundation connection make Sierra Wall™ easy to install and move if boundaries change or highways are relocated after the completion of a project. The one-piece post and panel design reduces installation time and reduces cost.

The Company custom designs and manufactures each Sierra Wall™ to conform to the specifications provided by the contractor. The width, height, strength, and exterior finish of each wall vary depending on the terrain and application. The Company also produces post and panel design sound barrier wall systems. These systems are constructed of steel or precast concrete columns (the Company manufactures the precast columns) with precast concrete panels which slide down into the groove in each column.

The Sierra Wall™ is used primarily for highway projects as a noise barrier as well as for residential purposes, such as privacy walls between homes, security walls or windbreaks, and for industrial or commercial purposes, such as to screen and protect shopping centers, industrial operations, institutions or highways. The variety of available finishes enables the Company to blend the Sierra Wall™ with local architecture, creating an attractive, as well as functional, barrier.

Easi-Set J-J Hooks® Highway Safety Barrier

The Easi-Set J-J Hooks® highway safety barrier (the "J-J Hooks Barrier") is a crash-tested (privately funded), positively connected, safety barrier that the Company sells, rents, delivers, installs and licenses for use on roadways to separate lanes of traffic, either temporarily for construction work zone purposes or permanently for traffic control. Barriers are deemed to be positively connected when the connectors on each end of the barrier sections are interlocked with one another. The J-J Hooks Barriers interlock without the use of a separate locking device. The primary advantage of a positive connection is that a barrier with such a connection can withstand vehicle crashes at higher speeds without separating. The Federal Highway Administration (the "FHWA") requires that states use only positively connected barriers, which meet NCHRP-350 or MASH 08 crash test requirements. J-J Hooks Barrier meets the requirements and is NCHRP-350 TL3 approved. In November 2009, the Company was issued a patent which contains deflection limitation blocks which improve the J-J Hooks connection performance.

The Company has applied for "design protection" of the "end taper" on each end of the barrier sections and the "J-Hook" in the United States, Canada, Australia and New Zealand. If successful, these features cannot be copied by others.

The proprietary feature of the J-J Hooks Barrier is the design of its positive connection. Protruding from each end of a J-J Hooks Barrier section is a fabricated bent steel connector; rolled in toward the end of the barrier, it resembles the letter "J" when viewed from directly above. The connector protruding from each end of the barrier is rolled identically so that when one end of a barrier faces the end of another, the resulting "hooks" face each other. To connect one section of a J-J Hooks Barrier to another, a contractor merely positions the hook of an elevated section of the barrier above the hook of a set section and lowers the elevated section into place. The positive connection is automatically engaged.

The Company believes that the J-J Hooks Barrier connection design is superior to those of earlier highway safety barriers that were positively connected through the "eye and pin" technique. Barriers incorporating this technique have eyes or rings protruding from each end of the barrier, which must be aligned during the setting process. Once set, a crew inserts pins through the eyes and bolts the barrier sections together. Compared to this technique, the J-J Hooks Barrier is easier and faster to install and remove, requires a smaller crew, and eliminates the need for loose hardware to make the connection.

In November 1990, the FHWA approved the J-J Hooks Barrier for use on federally aided highway projects following the successful completion of crash testing based on criteria from the National Cooperative Highway Research Program. The Company intends to perform two privately funded crash tests (bolted down and pinned down) to MASH 08 levels to expand the use of J-J Hooks barrier in those states employing those attachment methods.

The J-J Hooks Barrier has also been approved for use in state funded projects by 42 states, plus Washington, D.C. and Puerto Rico. The Company is in various stages of the application process in additional states and believes that approval in some of the states will be granted; however no assurance can be given that approval will be received from any or all of the remaining states or that such approval will result in the J-J Hooks Barrier being used in such states. In addition, the J-J Hooks Barrier has been approved by the appropriate authorities for use in the countries of Canada (Nova Scotia, New Brunswick and Ontario), Australia, New Zealand, Spain, Portugal, Belgium, Germany and Chile.

Easi-Set Precast Building and Easi-Span™ Expandable Precast Building

The Easi-Set Precast Buildings are transportable, prefabricated, single-story, all concrete building designed to be adaptable to a variety of uses ranging from housing communications operations, traffic control systems, mechanical and electrical stations, to inventory or supply storage, restroom facilities or kiosks. The Easi-Set Precast Buildings are available in a variety of exterior finishes and in five standard sizes, or it can be custom sized. The roof and floor of each Easi-Set Precast Buildings are manufactured using the Company's patented post-tensioned system, which helps seal the buildings against moisture. As freestanding units, the Easi-Set Precast Buildings require no poured foundations or footings and can be easily installed within a few hours. After installation the buildings can be moved, if desired, and reinstalled in a new location.

The Company also offers Easi-Span™, a line of expandable precast all concrete buildings. Easi-Span™ incorporates the technology of the Easi-Set Precast Buildings, but are available in larger sizes and, through its modular construction, can be combined in varied configurations to permit expansion capabilities. Since these larger buildings have less competition from other materials and methods, they produce higher profit margins. Both the Easi-Span and Easi-Set buildings offer lines of fully-outfitted restrooms.

The Company has sold its Easi-Set and Easi-Span™ Precast Buildings for the following uses:

- Communications Operations* -- to house fiber optics regenerators, switching stations and microwave transmission shelters, cellular phone sites, and cable television repeater stations.
- Government Applications* -- to federal, state and local authorities for uses such as weather and pollution monitoring stations; military storage, housing and operations; park vending enclosures; rest rooms; kiosks; traffic control systems; school maintenance and athletic storage; airport lighting control and transmitter housing; and law enforcement evidence and ammunition storage.

- *Utilities Installations* -- for electrical switching stations and transformer housing, gas control shelters and valve enclosures, water and sewage pumping stations, and storage of contaminated substances or flammable materials which require spill containment.
- *Commercial and Industrial Locations* -- for electrical and mechanical housing, cemetery maintenance storage, golf course vending enclosures, mechanical rooms, rest rooms, emergency generator shelters, gate houses, automobile garages, hazardous materials storage, food or bottle storage, animal shelters, and range houses.

Easi-Set Utility Vault

The Company produces a line of precast concrete underground utility vaults ranging in size from 27 to 1,008 cubic feet. Each Easi-Set utility vault normally comes with a manhole opening on the top for ingress and egress and openings around the perimeter, in accordance with the customer's specifications, to access water and gas pipes, electrical power lines, telecommunications cables, or other such media of transfer. The utility vaults may be used to house equipment such as cable, telephone or traffic signal equipment, and for underground storage. The Company also manufactures custom-built utility vaults for special needs.

Softsound™ Soundwall Panels

Softsound™ soundwall panels, recently developed by the Company, utilize a "wood aggregate" sound absorptive material applied to the face of soundwall panels, which are used to absorb highway noise. Softsound™ is a proprietary product developed and tested by the Company and is currently approved for use in Virginia and Maryland. The Company introduced this product line into its licensing program and is in the process of seeking to obtain approvals for all 50 states and Canada.

Beach Prisms™ Erosion Control modules

In 2006, the Company began production and launched full-scale advertising and promotional efforts for its product, Beach Prisms™, a shoreline erosion control product that uses the preferred natural "soft" approach as opposed to the "hard" approach of seawalls and jetties, to solve this worldwide problem. This product is expected to provide a higher margin than many of the Company's other product lines. Beach Prisms™ work by reducing the amount of energy in incoming waves before the waves reach the shoreline. Waves pass through the specially designed slots in the triangular 3 - 4 foot tall by 10 foot long Beach Prisms™. The success of a Beach Prisms™ installation is dependent on the prevailing wind in relation to the shoreline, the tides, the fetch and the availability of sand in the surf. Beach Prisms™ are for river- and bay-front property owners who want an alternative to traditional armor stone, or groins and jetties. The Company applied for "design protection" in the United States for the Beach Prisms™ in 2009 and received that protection in July 2010.

The Company currently has orders and is also accepting new orders with deposits for the Beach Prism product, and the Company is working with the states of Virginia and Maryland to secure approval of each state's environmental agency. Such approval is meeting resistance from the environmental agencies, however, the Company believes approval will be forthcoming.

H2Out™ Secondary Drainage System

The Company was issued a patent in February 2010 for H2Out™, the first "in the caulk joint" secondary drainage and street level leak detection product for panelized exterior cladding. A second line of caulking and drainage strip located behind the exterior line of caulking exits all water leakage to the exterior of the building preventing moisture and mold, and hence deterring lawsuits from tenants and owners of buildings. H2Out™ has been added as a feature of the Slenderwall™ system and is being included in the product literature, website, and all sales presentations.

Although the Company is optimistic about the success of Beach Prisms™ and H2Out™, there can be no assurance of the commercial acceptance of these products.

Sources of Supply

All of the raw materials necessary for the manufacture of the Company's products are available from multiple sources. To date, the Company has not experienced significant delays in obtaining materials and believes that it will continue to be able to obtain required materials from a number of suppliers at commercially reasonable prices, particularly in light of the slowdown in the construction industry.

Licensing

The Company presently grants licenses, through its wholly-owned subsidiary Easi-Set Industries, for the manufacturing and distribution rights of certain proprietary products, such as the J-J Hooks Barrier, Easi-Set™ and Easi-Span™ Precast Buildings, Slenderwall™, Softsound™ and Beach Prisms™ as well as certain non-proprietary products, such as the Company's cattleguards, and water and feed troughs. Generally, licenses are granted for a point of manufacture. The Company receives an initial one-time license administration and training fee ranging from approximately \$25,000 to \$60,000. License royalties vary depending upon the product licensed, but the range is typically from 4% to 6% of the net sales of the licensed product. In addition, Easi-Set™/Easi-Span™ buildings and Slenderwall™ licensees pay the Company a monthly fee for co-op advertising and promotional programs. The Company produces and distributes advertising and promotional materials and promotes the licensed products through its own advertising subsidiary, Ad Ventures.

The Company has entered into 51 licensing agreements in the United States, five in Canada and one each in Belgium, New Zealand, Mexico and Australia, for a total of 60 licensees worldwide.

The Company is currently negotiating several new license arrangements and, although no assurance can be given, expects to increase its licensing activities. Four additional licensees were added in 2010 with aggregate initial licensee fees of \$70,000 compared to \$92,000 for 2009.

Marketing and Sales

The Company uses an in-house sales force and, to a lesser extent, independent sales representatives to market its precast concrete products through trade show attendance, sales presentations, advertisements in trade publications, and direct mail to end users.

The Company has also established a cooperative advertising program in which the Company and its Easi-Set™/Easi-Span™ buildings and Slenderwall™ licensees combine resources to promote certain precast concrete products. Licensees pay a monthly fee and the Company pays any additional amounts required to advertise the products across the country. Although the Company advertises nationally, the Company's marketing efforts are concentrated on the region within a 250-mile radius from its facilities, which includes most of Virginia, Delaware, the District of Columbia, Maryland, North Carolina, South Carolina, and parts of Pennsylvania, New York, New Jersey and West Virginia.

The Company's sales result primarily from the submission of estimates or proposals to general contractors who then include the estimates in their overall bids to various government agencies and other end users that solicit construction contracts through a competitive bidding process. In general, these contractors solicit and obtain their construction contracts by submitting the most attractive bid to the party desiring the construction. The Company's role in the bidding process is to provide estimates to the contractors desiring to include the Company's products or services in the contractor's bid. If a contractor who accepts the Company's bid is selected to perform the construction, the Company provides the agreed upon products or services. In many instances, the Company provides estimates to more than one of the contractors bidding on a single project. The Company also occasionally negotiates with and sells directly to end-users.

Competition

The precast concrete industry is highly competitive and consists of a few large companies and many small to mid-size companies, several of which have substantially greater financial and other resources than the Company. Nationally, several large companies dominate the precast concrete market. However, due to the weight and costs of delivery of precast concrete products, competition in the industry tends to be limited by geographical location and distance from the construction site and is fragmented with numerous manufacturers in a large local area.

The Company believes that the principal competitive factors for its products are price, durability, ease of use and installation, speed of manufacture and delivery time, ability to customize, FHWA and state approval, and customer service. The Company believes that its plants in Midland, Virginia and Reidsville, North Carolina compete favorably with respect to each of these factors in the Mid-Atlantic regions of the United States. Finally, the Company believes it offers a broad range of products that are very competitive in these markets.

Patents and Proprietary Information

The Company currently holds U.S., Canadian, Australian and New Zealand patents for J-J Hooks highway barrier and U.S. patents for Easi-Set Precast Building features and for SlenderWall exterior cladding system features and a U.S. patent for H2Out™. In 1997, a European patent for J-J Hooks was allowed and it has been registered in the U.K. and Belgium. Additionally, the Company has “trade dress” applications for J-J Hooks features filed in the U.S., Australia, and New Zealand and “distinguishing guise” applications for J-J Hooks features filed in Canada. A U.S. “trade dress” application for Beach Prisms has been issued in the U.S.

The Company owns U.S. registered trademarks for Smith-Midland (logo), Smith Cattleguard (words), Excellence in Precast Concrete (words), Easi-Set (logo & words), Easi-Set Industries (words), J-J Hooks (logo), SlenderWall (logo), and Thermaguard (words). The J-J Hooks logo is registered in Canada, European Community, Australia, and New Zealand.

While the Company intends to vigorously enforce its patent rights against infringement by third parties, no assurance can be given that the patents or the Company's patent rights will be enforceable or provide the Company with meaningful protection from competitors or that its patent applications will be allowed. Even if a competitor's products were to infringe patents held by the Company, enforcing the patent rights in an enforcement action would be very costly, and assuming the Company has sufficient resources, would divert funds and resources that otherwise could be used in the Company's operations. No assurance can be given that the Company would be successful in enforcing such rights, that the Company's products or processes do not infringe the patent or intellectual property rights of a third party, or that if the Company is not successful in a suit involving patents or other intellectual property rights of a third party, that a license for such technology would be available on commercially reasonable terms, if at all.

Government Regulation

The Company frequently supplies products and services pursuant to agreements with general contractors who have entered into contracts with federal or state governmental agencies. The successful completion of the Company's obligations under such contracts is often subject to the satisfactory inspection or approval of such products and services by a representative of the contracting agency. Although the Company endeavors to satisfy the requirements of each such contract to which it is a party, no assurance can be given that the necessary approval of its products and services will be granted on a timely basis or at all and that the Company will receive any payments due to it. Any failure to obtain such approval and payment may have a material adverse effect on the Company's business.

The Company's operations are subject to extensive and stringent governmental regulations including regulations related to the Occupational Safety and Health Act (OSHA) and environmental protection. The Company believes that it is substantially in compliance with all applicable regulations. The cost of maintaining such compliance is not considered by the Company to be significant.

The Company's employees in its manufacturing division operate complicated machinery that may cause substantial injury or death upon malfunction or improper operation. The Company's manufacturing facilities are subject to the workplace safety rules and regulations of OSHA. The Company believes that it is in compliance with the requirements of OSHA.

During the normal course of its operations, the Company uses and disposes of materials, such as solvents and lubricants used in equipment maintenance, that are classified as hazardous by government agencies that regulate environmental quality. The Company attempts to minimize the generation of such waste as much as possible, and to recycle such waste where possible. Remaining wastes are disposed of in permitted disposal sites in accordance with applicable regulations.

In the event that the Company is unable to comply with the OSHA or environmental requirements, the Company could be subject to substantial sanctions, including restrictions on its business operations, monetary liability and criminal sanctions, any of which could have a material adverse effect upon the Company's business.

Employees

As of March 8, 2011, the Company had 139 full-time, 4 part-time employees and 30 temporary workers, of which 159 are located at the Company's Midland, Virginia facility, and 14 are located at the Company's facility located in Reidsville, North Carolina. None of the Company's employees are represented by labor organizations and the Company is not aware of any activities seeking such organization. The Company considers its relationships with its employees to be satisfactory.

Item 1A. Risk Factors

Not applicable

Item 1B Unresolved Staff Comments

Not applicable

Item 2. Properties

Facilities

The Company operates two manufacturing facilities. The primary manufacturing operations are conducted in a 44,000 square foot manufacturing plant on approximately 22 acres of land in Midland, Virginia, of which the Company owns approximately 19 acres and three acres are leased from Rodney I. Smith, the Company's President, at an annual rental rate of \$24,000. The manufacturing facility houses two concrete mixers and one concrete blender. The plant also includes two environmentally controlled casting areas, two batch plants, a form fabrication shop, a welding and metal fabrication facility, a carpentry shop, a quality control center and a recently enlarged steel reinforcing fabrication area of approximately 8,000 square feet. The Company's Midland facility also includes a large storage yard for inventory and stored materials.

The Company's second manufacturing facility is located in Reidsville, North Carolina on ten acres of owned land and includes an 8,000 square foot manufacturing plant and administrative offices.

The Company believes that its present facilities are adequate for its current needs and that they are adequately covered by insurance. Substantially all of the Company's facilities and equipment are used as collateral for long-term notes, which as of December 31, 2010 had a balance of \$2.6 million.

Item 3. Legal Proceedings

The Company is not presently involved in any litigation of a material nature.

Item 4. Reserved

PART II

Item 5. Market for Registrant's Common Equity, Related Stockholder Matters and Issuer Purchases of Equity Securities.

The Company's Common Stock trades on the OTC Bulletin Board System under the symbol "SMID".

As of March 1, 2011, there were approximately 60 record holders of the Company's Common Stock. Management believes there are at least 400 beneficial owners of the Company's Common Stock.

The following table sets forth the high and low closing prices on the OTC Bulletin Board System for the Company's Common Stock for the periods indicated. The prices were obtained from the NASDAQ website. These market quotations reflect inter-dealer prices, without retail markup, markdown, or commission.

	High	Low
2010		
First Quarter	\$ 1.87	\$ 1.20
Second Quarter	1.49	1.26
Third Quarter	1.53	1.35
Fourth Quarter	1.87	1.37
2009		
First Quarter	\$ 1.05	\$ 0.58
Second Quarter	1.80	1.05
Third Quarter	2.28	1.52
Fourth Quarter	2.14	1.45

Dividends

The Company has not paid dividends on its Common Stock since its inception and may not pay any dividends to its stockholders in the foreseeable future. The Company currently intends to reinvest earnings, if any, in the development and expansion of its business. The declaration of dividends in the future will be at the election of the Board of Directors and will depend upon earnings, capital requirements and financial position of the Company, general economic conditions and other pertinent factors. The Company's current loan agreement prohibits the payment of dividends to stockholders without the bank's prior written consent, except for dividends paid in shares of the Company's Common Stock.

Shareholder Rights Plan

The Company's Board of Directors adopted a Shareholder Rights Plan (the "Plan") in January 2003. Under the Plan, preferred stock purchase rights (each, a "Right") were distributed as a dividend at the rate of one Right for each share of Common Stock outstanding as of the close of business on February 11, 2003 and automatically attach to shares issued thereafter. Each Right entitles the holder to purchase one one-hundredth of a share of newly created Series A Junior Participating Preferred Stock of the Company at an exercise price of \$8.00 (the "Exercise Price") per Right. In general, the Rights will be exercisable if a person or group ("Acquiring Person") becomes the beneficial owner of 15% or more of the outstanding Common Stock of the Company or announces a tender offer for 15% or more of the Common Stock of the Company. When the Rights become exercisable, a holder, other than the Acquiring Person, will have the right to receive upon exercise Common Stock having a value equal to two times the Exercise Price of the Right. If, after the Rights become exercisable, the Company is acquired in a merger or similar transaction, each Right will entitle the holder thereof, other than the Acquiring Person, to purchase, at the Exercise Price, shares of the acquiring corporation having a value equal to two times the Exercise Price of the Right. After a person or group becomes an Acquiring Person, but before an Acquiring Person owns 50% or more of the outstanding Common Stock of the Company, the Board of Directors of the Company may extinguish the Rights by exchanging one share of Common Stock or an equivalent security for each Right, other than Rights held by the

Acquiring Person. The Board of Directors will in general be entitled to redeem the Rights for \$.001 per Right at any time prior to any person or group becoming an Acquiring Person. The Rights will expire on January 20, 2013.

Item 6. Selected Financial Data

Not applicable.

Item 7. Management's Discussion and Analysis of Financial Condition and Results of Operations

The following discussion should be read in conjunction with the Consolidated Financial Statements of the Company (including the Notes thereto) included elsewhere in this report.

The Company generates revenues primarily from the sale, shipping, licensing, leasing and installation of precast concrete products for the construction, utility and farming industries. The Company's operating strategy has involved producing innovative and proprietary products, including Slenderwall™, a patented, lightweight, energy efficient concrete and steel exterior wall panel for use in building construction; J-J Hooks Barrier, a positive-connected highway safety barrier; Sierra Wall, a sound barrier primarily for roadside use; and transportable concrete buildings. In addition, the Company produces utility vaults; farm products such as cattleguards, and water and food troughs; and custom order precast concrete products with various architectural surfaces.

Overview

Overall, the Company's performance increased significantly in 2010 with net income of \$2,410,811 as compared to net income of \$1,809,064 for 2009, or an increase of \$601,747 or 33%. The increase in net income for the year ended December 31, 2010 is significant when considering the construction industry, as a whole, was still in the midst of a recession.

In addition to a solid financial performance, the Company was able to renew its line of credit in 2010 from \$1,500,000 to \$2,000,000 as well as increasing its equipment line of credit from \$700,000 to \$1,000,000. The Company also received a commitment letter in the amount of \$575,000 to upgrade and expand its current facilities. The cash from operating activities enabled the Company to invest in new equipment, facilities and rental barrier in the approximate amount of \$1,175,000 in a continued effort to upgrade its facilities and equipment.

Results of Operations

Year ended December 31, 2010 compared to the year ended December 31, 2009

For the year ended December 31, 2010, the Company had total revenue of \$31,709,989 compared to total revenue of \$29,515,483 for the year ended December 31, 2009, an increase of \$2,194,505, or 7%. Sales include revenues from product sales, royalty income, barrier rental income and shipping and installation income. Product sales are further divided into wall sales, which include soundwall, architectural and Slenderwall™ panels, highway barrier, beach prisms, Easi-Set® and Easi-Span® buildings, utility and farm products and miscellaneous precast products. The following table summarizes the sales by product type and a comparison for the years ended December 31, 2010 and 2009:

Sales By Type

	2010	2009	Change	% of Change
Product Sales:				
Soundwall Sales	\$ 10,173,325	\$ 3,663,708	\$ 6,509,617	178%
Architectural Panel Sales	1,285,723	5,195,796	(3,910,073)	-75%
Slenderwall Sales	472,851	-	472,851	-
Miscellaneous Wall Sales	456,228	921,022	(464,794)	-50%
Total Wall Sales	12,388,127	9,780,526	2,607,601	27%
Barrier Sales	4,672,426	4,748,973	(76,547)	-2%
Beach Prisms	12,408	37,745	(25,337)	-67%
Easi-Set and Easi-Span Building Sales	3,619,917	3,842,672	(222,755)	-6%
Utility and Farm Product Sales	2,881,164	2,186,253	694,911	32%
Miscellaneous Product Sales	2,201,274	787,930	1,413,344	179%
Total Product Sales	25,775,316	21,384,099	4,391,217	21%
Royalties income	1,578,488	1,573,028	5,460	0%
Barrier Rentals	921,400	1,632,957	(711,557)	-44%
Shipping and Installation	3,434,785	4,925,399	(1,490,614)	-30%
Total Service Revenue	5,934,673	8,131,384	(2,196,711)	-27%
Total Sales	\$ 31,709,989	\$ 29,515,483	\$ 2,194,506	7%

Wall Sales – Wall sales are generally large contracts issued by general contractors for production and delivery of a specific wall product for a specific construction project. Changes in the mix of wall sales depend on what contracts were in production during the period. In 2010, the Company had fewer architectural panel contracts in production as compared to the same period in 2009. Soundwall sales increased significantly in 2010 due primarily to a one-time large soundwall contract for a specific road project started in late 2009 for which production is expected to end pursuant to this contract in the first quarter of 2011. Slenderwall™ sales increased in 2010 due to two new contracts awarded during the year. There were no Slenderwall™ sales in 2009. The Company believes Slenderwall™ sales will continue to moderately improve in 2011 as the commercial construction industry continues to recover from the current recession.

Barrier Sales – Barrier sales are dependent on the number of road projects active during the period and whether customers are more prone to buy barrier than to rent. In 2010, barrier sales were down slightly from the previous year. It is anticipated by the Company that barrier sales will continue to decline in 2011.

Beach Prisms – Beach prisms is a new patented product line for the Company with the first sales beginning in 2009. The Company is in the process of seeking to acquire the necessary licensing permits from the states of Maryland and Virginia, which has been more difficult than originally estimated; however, the Company anticipates that licensing will occur and additional sales will be forthcoming.

Easi-Set® and Easi-Span® Building Sales – Easi-Set® and Easi-Span® building sales declined by 6% compared to 2009. The decreased sales of buildings was primarily due to decreased spending by local, state and federal governments in this area. Increasing Easi-Set® and Easi-Span® building sales continues to be a major marketing goal for the Company in 2011.

Utility and Farm Sales – Utility and farm product sales increased by 32% in 2010, due primarily to a large contract awarded the Company for the manufacture of underground utility vaults.

Miscellaneous Product Sales – Miscellaneous products are products produced and sold that do not meet the criteria defined for other revenue categories. Examples would include underground steam tunnels, highway slabs or lagging panels. Miscellaneous sales increased significantly in 2010 as compared to 2009 due to the availability of these types of jobs being bid in the local area.

Royalty Income – Royalty revenue remained relatively unchanged from 2009. The Company signed four new licensees in 2010.

Barrier Rentals – Barrier rentals decreased significantly in 2010 compared to 2009, primarily due to the rental of barrier for the Presidential Inauguration in January 2009; however, barrier rentals excluding the 2009 inauguration rentals were significantly higher in 2010 when compared to rentals in 2009.

Shipping and Installation – Shipping and installation revenue decreased significantly in 2010 due primarily to a decrease in the sales of architectural panels which require installation as opposed to soundwall panels which normally do not require installation by the Company. In addition, the Company manufactured a significant number of soundwall panels in 2010 which the Company has invoiced, but are currently being stored at the Company's facility located in Midland, VA, for shipment in 2011.

Cost of Goods Sold – Total cost of goods sold for the year ended December 31, 2010 was \$22,682,795, an increase of \$1,805,474, or 9%, from \$20,877,321 for the year ended December 31, 2009. Total cost of goods sold, as a percentage of total revenue, increased to 72% for the year ended December 31, 2010 from 71% for the year ended December 31, 2009. While raw materials remained stable during 2010 and 2009 with little or no inflationary pressures, the Company experienced a slight increase in general overhead expense. The Company also continued its focus on improving production processes in 2010 with the goal of reducing overall cost of goods sold for 2011.

General and Administrative Expenses – For the year ended December 31, 2010, the Company's general and administrative expenses decreased by \$483,054, or 15%, to \$2,711,015 from \$3,194,069 during the same period in 2009. The decrease in general and administrative expenses resulted from lower legal, accounting and professional fees and lower use tax payments on installed architectural panels. The legal, accounting and professional fees were reduced as a result of negotiated pricing and more use of in-house expertise. General and administrative expense as a percent of total revenue were 9% and 11% for the years ended December 31, 2010 and 2009, respectively.

Selling Expenses - Selling expenses for the year ended December 31, 2010 increased \$132,484, or 6%, to \$2,451,910 from \$2,319,426 for the year ended December 31, 2009. The increase was primarily due to increased advertising costs, sales commissions and travel expenses. The Company made a strategic decision to increase its marketing efforts in response to the continued construction recession.

Operating Income – The Company had operating income for the year ended December 31, 2010 of \$3,864,269 compared to operating income of \$3,124,667 for the year ended December 31, 2009, an increase of \$739,602, or 24%. The increase in operating income was primarily the result of increased sales and a reduction of general and administrative expenses compared to the year ended December 31, 2009.

Interest Expense – Interest expense was \$155,748 for the year ended December 31, 2010 compared to \$212,192 for the year ended December 31, 2009. The decrease of \$56,444, or 27%, was due primarily to payments on notes payable outstanding.

Income Tax Expense – The Company had an income tax expense of \$1,384,000 for the year ended December 31, 2010 compared to \$1,192,000 for the year ended December 31, 2009.

Net Income – The Company had net income of \$2,410,811 for the year ended December 31, 2010, compared to net income of \$1,809,064 for the same period in 2009. Basic and diluted net income per share in 2010 were \$.51 and \$.50, respectively, compared to basic and diluted net income per share of \$.39 and \$.38 for the year ended December 31, 2009. There were 4,703,210 basic and 4,807,075 diluted weighted average shares outstanding in the 2010 and 4,673,430 basic and 4,777,451 diluted weighted average shares outstanding in the 2009.

Liquidity and Capital Resources

The Company financed its capital expenditures and operating requirements in 2010 primarily with proceeds provided by operating activities and installment notes payable on certain fixed assets.

The Company has a note payable to Sonabank (the "Bank"), headquartered in Mclean, Virginia, with a balance of \$2,613,642 as of December 31, 2010. The note payable was acquired by Sonabank from Greater Atlantic Bank on December 4, 2009 in a transaction through the Federal Deposit Insurance Corporation. The note had an original term of twenty-three years beginning on June 25, 1998 with an interest rate of .5% above prime, secured by

principally by all of the assets of the Company. The loan is guaranteed in part by the U.S. Department of Agriculture Rural Business-Cooperative Service's loan guarantee. Under the terms of the note, the Bank will permit chattel mortgages on purchased equipment not to exceed \$250,000 for any one individual loan so long as the Company is not in default. Also, the Company is limited to \$1,000,000 for annual capital expenditures. The Company exceeded the covenant limiting capital expenditures by approximately \$175,000 for 2010, however, subsequent to year end, the Company received a waiver from Summit Community Bank for the covenant violation. At December 31, 2010, the Company was in compliance with all other covenants required pursuant to the loan agreement as amended.

The Company also has a \$2,000,000 line of credit with Summit Community Bank of which there was no outstanding balance at December 31, 2010. The line matures July 7, 2011, and bears interest at the prime rate, as published by the Wall Street Journal, and is collateralized by a second priority lien on all accounts receivable, inventory, and certain other assets of the Company. The Company expects to renew this line of credit prior to maturity.

At December 31, 2010, the Company had cash totaling \$2,573,168 compared to cash totaling \$2,929,868 at December 31, 2009. During 2010, the Company's operating activities provided \$1,119,940 due mainly to the profit from operations as well as changes in current asset and current liability accounts during 2010. In 2010, investing activities absorbed \$1,145,110 primarily for the purchase of equipment and rental barrier. In 2010, financing activities absorbed \$331,530 in cash, which resulted mainly from payment on the Company's USDA guaranteed note payable in the amount of \$198,787 and the payment of other notes payable during the year.

Capital spending, including financed additions, increased from \$683,571 in 2009 to \$1,174,584 in 2010, for vehicles, other equipment and rental barriers, plus various improvements in the plant and the existing infrastructure. In 2011, the Company intends to continue to make capital improvements including upgrades to its shipping equipment and batch plants as necessary. The Company anticipates capital spending for 2011 to be in the range of \$500,000 to \$750,000 depending on economic conditions experienced during the year.

As a result of the Company's variable rate debt, the Company is especially sensitive to changes in the prevailing interest rates. Increases in such interest rates may materially and adversely affect the Company's ability to finance its operations either by increasing the Company's cost to service its current debt, or by creating a more burdensome refinancing environment. Each 1% increase in interest rates affecting the Company's outstanding debt will reduce income by approximately \$32,000 annually.

The Company's cash flow from operations is affected by production schedules set by contractors, which generally provide for payment 45 to 75 days after the products are produced. This payment schedule could result in liquidity problems for the Company because it must bear the cost of production for its products before it receives payment. However, with a vigorous collection effort, the Company has been able to lower the days sales outstanding from 70 days in 2010 to 67 days in 2011. Although no assurance can be given, the Company believes that anticipated cash flow from operations with adequate project management on jobs will be sufficient to finance the Company's operations and necessary capital expenditures for at least the next 12 months.

The Company's inventory at December 31, 2010 was \$1,844,667 and at December 31, 2009 was \$2,603,370 or a decrease of \$758,703. The annual inventory turns for December 31, 2010 and 2009 were 7.3 and 6.7, respectively.

Significant Accounting Policies and Estimates

The Company's significant accounting policies are more fully described in its Summary of Accounting Policies to the Company's consolidated financial statements. The preparation of financial statements in conformity with accounting principles generally accepted within the United States requires management to make estimates and assumptions in certain circumstances that affect amounts reported in the accompanying financial statements and related notes. In preparing these financial statements, management has made its best estimates and judgments of certain amounts included in the financial statements, giving due consideration to materiality. The Company does not believe there is a great likelihood that materially different amounts would be reported related to the accounting policies described below, however, application of these accounting policies involves the exercise of judgment and the use of assumptions as to future uncertainties and as a result, actual results could differ from these estimates.

The Company evaluates the adequacy of its allowance for doubtful accounts at the end of each quarter. In performing this evaluation, the Company analyzes the payment history of its significant past due accounts, subsequent cash collections on these accounts and comparative accounts receivable aging statistics. Based on this information, along with other related factors, the Company develops what it considers to be a reasonable estimate of the uncollectible amounts included in accounts receivable. This estimate involves significant judgment by the management of the Company. Actual uncollectible amounts may differ from the Company's estimate.

The Company recognizes revenue on the sale of its standard precast concrete products at shipment date, including revenue derived from any projects to be completed under short-term contracts. Installation services for precast concrete products, leasing and royalties are recognized as revenue as they are earned on an accrual basis. Licensing fees are recognized under the accrual method unless collectability is in doubt, in which event revenue is recognized as cash is received. Certain sales of Soundwall, Slenderwall, and other architectural concrete products are recognized upon completion of units produced under long-term contracts. When necessary, provisions for estimated losses on these contracts are made in the period in which such losses are determined. Changes in job performance, conditions and contract settlements that affect profit are recognized in the period in which the changes occur. Unbilled trade accounts receivable represents revenue earned on units produced and not yet billed.

Seasonality

The Company services the construction industry primarily in areas of the United States where construction activity may be inhibited by adverse weather during the winter. As a result, the Company may experience reduced revenues from December through February and realize the substantial part of its revenues during the other months of the year. The Company may experience lower profits, or losses, during the winter months, and as such, must have sufficient working capital to fund its operations at a reduced level until the spring construction season. The failure to generate or obtain sufficient working capital during the winter may have a material adverse effect on the Company.

Inflation

Management believes that the Company's operations were not significantly affected by inflation in 2010 and 2009, particularly in the purchases of certain raw materials such as steel and fuel. The Company believes that raw material pricing will see some modest increases in 2011 as the economy continues its slow recovery, although no assurance can be given regarding future pricing.

Other Comments

As of March 4, 2011 the Company's sales backlog of inventoried products and unbilled construction contracts was approximately \$11,000,000 as compared to approximately \$14,300,000 at approximately the same time in 2009. The majority of the projects relating to the sales backlog as of March 4, 2011 are scheduled to be shipped during 2011.

The Company also maintains a regularly occurring repeat customer business, which should be considered in addition to the orders in the sales backlog described above. These orders typically have a quick turn around and represent purchases of the Company's inventoried standard products, such as highway safety barrier, utility and Easi-Set building products. Historically, this regularly occurring segment of our customer base is equal to approximately \$5,000,000 to \$7,000,000 annually.

The risk exists that recessionary economic conditions may adversely affect the Company more than it has experienced to date. To mitigate these economic and other risks, the Company has a broader product offering than most competitors and has historically been a leader in innovation and new product development in the industry. The Company is continuing this strategy through the development, marketing and sales efforts for two still emerging products for the industry. In addition to new product development strategy, in 2011 the Company begins its third year of a long-term commitment to lean manufacturing and continuous improvements in manufacturing. As a by-product of our commitment to lean manufacturing, the Company believes this strategy will help reduce its overall future manufacturing costs.

The Company is continuing its marketing, advertising and promotional efforts for both Beach Prisms™, a shoreline erosion control product that uses the preferred natural "soft" approach as opposed to the "hard" approach of seawalls and jetties, to solve this worldwide problem and H2Out™, the world's first "in the caulk joint" secondary drainage and street level leak detection product for panelized exterior cladding. At this time, the Company is still in the process of seeking to secure the approval and support of the appropriate environmental agencies in neighboring states for its Beach Prisms™. Although the Company is optimistic about the success of Beach Prisms™ and H2Out™, there can be no assurance of the commercial acceptance of these products.

Item 7A Quantitative and Qualitative Disclosures about Market Risk

Not applicable.

Item 8. Financial Statements and Supplementary Data

The following consolidated financial statements, which appear at the back portion of the report, are filed as part of this report:

	<u>Page</u>
Report of Independent Registered Public Accountants	F-3
Consolidated Balance Sheets as of December 31, 2010 and 2009	F-4-5
Consolidated Statements of Operations for the years ended December 31, 2010 and 2009	F-6
Consolidated Statements of Changes in Stockholders' Equity for the years ended December 31, 2010 and 2009	F-7
Consolidated Statements of Cash Flows for the years ended December 31, 2010 and 2009	F-8-9
Summary of Significant Accounting Policies	F-10-12
Notes to Consolidated Financial Statements	F-13-19

Item 9. Changes In and Disagreements With Accountants on Accounting and Financial Disclosure

Not applicable.

Item 9A. Controls and Procedures.

Management's Report on Internal Control over Financial Reporting

Management is responsible for establishing and maintaining adequate internal control over financial reporting as defined in Rules 13a-15(f) and 15d-15(f) under the Securities Exchange Act of 1934, as amended. Our internal control over financial reporting is a process designed to provide reasonable assurance regarding the reliability of the financial reporting and the preparation of financial statements for external purposes in accordance with generally accepted accounting principles. This process includes those policies and procedures that (i) pertain to the maintenance of records that, in reasonable detail, accurately and fairly reflect the transactions and dispositions of our assets; (ii) provide reasonable assurance that transactions are recorded as necessary to permit preparation of financial statements in accordance with generally accepted accounting principles, and that receipts and expenditures are being made only in accordance with authorizations of our management and directors; and (iii) provide reasonable assurance regarding prevention or timely detection of unauthorized acquisition, use or disposition of our assets that could have a material effect on our financial statements.

Because of its inherent limitations, internal control over financial reporting may not prevent or detect misstatements. Also, projections of any evaluation of the internal control over financial reporting to future periods are subject to risk that the internal control may become inadequate because of changes in conditions, or that the degree of compliance with policies or procedures may deteriorate.

Our management assessed the effectiveness of our internal control over financial reporting based on the framework in "Internal Control – Integrated Framework" issued by the Committee of Sponsoring Organizations of the Treadway Commission ("COSO") as of December 31, 2010, and concluded that its controls were effective as of such date.

This annual report does not include an attestation report of the Company's registered public accounting firm regarding internal control over financial reporting. Management's report was not subject to attestation by the Company's registered public accounting firm pursuant to the Securities and Exchange Commission rules that permit the Company to provide only management's report in this annual report.

Disclosure controls and procedures

We carried out our evaluation, under the supervision and with the participation of our management, including our chief executive officer and our chief financial officer, of the effectiveness of our disclosure controls and procedures as of the end of the period covered by this report, pursuant to Rules 13a-15(e) and 15d-15(e) under the Securities Exchange Act of 1934, as amended. Based on our evaluation, our principal executive officer and chief financial officer concluded that our disclosure controls and procedures as of the end of the period covered by this report were effective.

Changes in Internal Control over Financial Reporting

There has been no change in the Company's internal control over financial reporting during the quarter ended December 31, 2010 that has materially affected, or is reasonably likely to materially affect, its internal control over financial reporting.

Item 9B. Other Information.

None.

PART III

Item 10. Directors, Executive Officers and Corporate Governance

Certain information with respect to our Directors and executive officers is set forth below.

Name	Age	Director or Executive Officer Since	Position
Rodney I. Smith	72	1970	Chief Executive Officer, President and Chairman of the Board of Directors
Ashley B. Smith	48	1994	Vice President Director
Wesley A. Taylor	63	1994	Vice President of Administration, Secretary and Director
Andrew G. Kavounis	85	1995	Director
William A. Kenter	64	2008	Chief Financial Officer
Steve Ott	44	2005	Vice President of Engineering Smith-Midland - Virginia

Background

The following is a brief summary of the background of each Director and executive officer of the Company:

Rodney I. Smith. *Chairman of the Board of Directors, Chief Executive Officer and President.* Rodney I. Smith co-founded the Company in 1960 and became its President and Chief Executive Officer in 1965. He has served on the Board of Directors and has been its Chairman since 1970. Mr. Smith is the principal developer and inventor of the Company's proprietary and patented products. He is the past President of the National Precast Concrete Association. Mr. Smith has served on the Board of Trustees of Bridgewater College in Bridgewater, Virginia since 1986. The Company believes that Mr. Smith's extensive experience in the precast concrete products industry and his knowledge of the marketplace gives him the qualifications and skills necessary to serve in the capacity as the Chairman of the Board of Directors.

Ashley B. Smith. *Vice President and Director.* Ashley B. Smith has served as Vice President of the Company since 1990 and as a Director since 1994. Mr. Smith holds a Bachelor of Science degree in Business Administration from Bridgewater College. Mr. Ashley B. Smith is the son of Mr. Rodney I. Smith. The Company believes that Mr. Smith's education, experience in the precast concrete industry and business experience give him the qualifications and skills necessary to serve in the capacity as a director.

Wesley A. Taylor. *Vice President of Administration and Director.* Wesley A. Taylor has served as Vice President of Administration of the Company since 1989 and as a Director since 1994, and previously held positions as Controller and Director of Personnel and Administration. Mr. Taylor holds a Bachelor of Arts degree from Northwestern State University. The Company believes that Mr. Taylor's education, business experience and his extensive experience in the precast concrete industry gives him the qualifications and skills necessary to serve in the capacity as a director.

Andrew Kavounis. *Director.* Andrew Kavounis has served as a Director of the Company since December 1995. Mr. Kavounis was President of Core Development Co., Inc., a privately held construction and development concern, from 1991 until he retired in 1995. From 1989 to 1991, Mr. Kavounis was the Executive Vice President of the Leadership Group, a Maryland based builder and developer. Prior to that time, Mr. Kavounis spent 37 years as an executive at assorted construction and development companies, which included a position as the National Vice President of Ryland Homes, a privately held company, in which capacity he was directly responsible for the construction of 17,000 homes annually, nationwide. Mr. Kavounis received a Bachelor of Science degree in Chemical Engineering from Presbyterian College, a Bachelor of Science degree in Civil and Mechanical Engineering from Wofford College, and a Master's degree in Business Administration from the University of South Carolina. The Company believes that Mr. Kavounis' degrees in Chemical Engineering and Civil and Mechanical Engineering and his experience in the construction industry give him the qualifications and skills necessary to serve in the capacity as a director.

William A. Kenter. *Chief Financial Officer.* William A. Kenter has served as Chief Financial Officer of the Company since September 2008. Prior to joining the Company, Mr. Kenter was Controller for the Mount Vernon Printing division of Consolidated Graphics, Inc., a commercial printing company, from September 2007 to September 2008. Mr. Kenter served as President and CEO of PenGraphix Printing Solutions, a commercial printing company, from January 2000 to August 2007.

Steve Ott. *Vice President of Engineering, Smith Midland Corp. (Virginia).* Mr. Ott joined the Company in October 2005. Prior to joining the Company, Mr. Ott served as Engineering Manager for the Shockey Precast Group in Fredericksburg, Virginia from June 2001 to October 2005. Mr. Ott worked at Shockey Precast Group's Winchester plant from 1998 to 2001. From 1991 through 1997 Mr. Ott worked in Belgium for a consulting structural engineering firm and for a precast concrete manufacturer. From 1988 to 1991 Mr. Ott worked at Brandow and Johnston Structural Engineers in Los Angeles California. Mr. Ott holds a Bachelor of Science degree in Structural Engineering from the University of California at San Diego and a Masters of Business Administration from the University of Mary Washington

Section 16(a) Beneficial Ownership Reporting Compliance

Section 16(a) ("Section 16(a)") of the Securities Exchange Act of 1934, as amended (the "Exchange Act"), requires executive officers and Directors and persons who beneficially own more than ten percent (10%) of the Company's Common Stock to file initial reports of ownership on Form 3 and reports of changes in ownership on Form 4 with the Securities and Exchange Commission (the "Commission") and any national securities exchange on which the Corporation's securities are registered except that Wesley A. Taylor reported an option exercise/stock sale one day late.

Based solely on a review of the copies of such forms furnished to the Company, the Company believes that all Section 16(a) filing requirements applicable to its executive officers, Directors and greater than ten percent (10%) beneficial owners were satisfied during 2010.

Code of Ethics

The Company adopted a code of ethics that applies to the Chief Executive Officer, Chief Financial Officer, Controller and persons performing similar functions. The Board of Directors approved the code of ethics at their meeting on December 17, 2003. A copy of the code of ethics was filed as an exhibit to the Company's Form 10-KSB for the year ended December 31, 2003, and a copy may be obtained by requesting one in writing from Secretary, Smith-Midland Corporation, P.O. Box 300, 5119 Catlett Road, Midland, VA 22728.

Audit Committee

The Company does not have an Audit Committee of the Board of Directors; the entire Board of Directors serves the functions of the Audit Committee. No member of the Board of Directors qualifies as an "audit committee financial expert". As a small company, the Company has not had the resources to recruit a person that so qualifies.

Item 11. Executive Compensation.

The following table sets forth the compensation paid by the Company for services rendered for 2010 and 2009 to the principal executive officer and the Company's two most highly compensated executive officers (the "named executive officers") whose cash compensation exceeded \$100,000 during 2010:

Summary Compensation Table

Name and Principal Position	Year	Salary (\$)(1)	Bonus (\$)(2)	Stock Awards (\$)	Option Awards (\$)	Non Equity	Non qualified	All Other	Total (\$)
						Incentive Plan Compensation (\$)	Deferred Compensation Earning (\$)	Compen-sation (\$)(3)(4)	
Rodney I. Smith	2010	99,293	93,754	-	-	-	-	100,551	293,598
President, Chief Executive Officer and Chairman of the Board.	2009	99,971	90,292	-	-	-	-	131,222	321,485
Ashley B. Smith	2010	130,400	153,244	-	-	-	-	1,508	285,153
Vice President	2009	125,185	167,296	-	-	-	-	1,567	294,048
Wesley A. Taylor	2010	99,674	22,111	-	-	-	-	6,878	128,664
Vice President of Administration	2009	100,591	20,616	-	-	-	-	1,117	122,324
William A. Kenter	2010	105,000	23,100	-	-	-	-	-	128,100
Chief Financial Officer	2009	105,000	20,498	-	-	-	-	-	125,498

(1) Represents salaries and commissions paid (unless accrued in prior year) or accrued in 2010 and 2009 for services provided by each named executive officer serving in the capacity listed.

(2) Represents amounts paid (unless accrued in prior year) and accrued in 2010 and 2009 for annual performance-based bonuses related to operations in 2010 and 2009.

(3) Mr. Rodney Smith was paid \$99,000 in 2010 and 2009, which is included in the column titled "All Other Compensation", for royalty payments due under his employment contract with the Company, which is more fully described in the following section titled "Employment Contracts and Termination of Employment and Change in Control Arrangements". Mr. Rodney Smith received director's compensation in the amount of \$650 and \$1,500 for the years 2010 and 2009, respectively.

(4) Mr. Ashley Smith received director's compensation in the amount of \$650 and \$1,500 for the years 2010 and 2009, respectively.

Outstanding Equity Awards At Fiscal Year-End

The following table sets forth information for the named executive officers regarding any common share purchase options, stock awards or equity incentive plan awards that were outstanding as of December 31, 2010.

Name	Number of Securities Underlying Unexercised Options (#) Exercisable	Number of Securities Underlying Unexercised Options (#) Unexercisable	Option Exercise Price (\$/Sh)	Option Expiration Date
Rodney I. Smith	20,000	-	0.80	04/22/2011
	80,000	-	0.81	05/03/2011
	20,000	-	1.39	12/25/2011
	20,000	-	0.83	12/16/2013
	20,000	-	2.52	09/29/2015
	20,000	-	2.25	05/21/2016
	20,000	-	2.15	05/21/2017
	26,667	13,333	1.21	06/29/2018
TOTAL	226,667	13,333		
Ashley B. Smith	10,000	-	0.80	04/22/2011
	10,000	-	1.39	12/25/2011
	10,000	-	0.83	12/16/2013
	10,000	-	2.52	09/29/2015
	7,000	-	2.25	05/21/2016
	7,000	-	2.15	05/21/2017
	9,867	4,933	1.21	06/29/2018
	TOTAL	63,867	4,933	
Wesley A. Taylor	5,367	-	0.83	12/16/2013
	10,000	-	2.52	09/29/2015
	7,000	-	2.25	05/21/2016
	7,000	-	2.15	05/21/2017
	4,667	2,333	1.21	06/29/2018
	TOTAL	34,034	2,333	
TOTAL	324,568	20,599		

All stock options vest on a prorated basis annually over three years from the date of grant and expire ten years from the date of grant.

Compensation of Directors

All non-employee Directors receive \$1,000 per meeting as compensation for their services as Directors and are reimbursed for expenses incurred in connection with the performance of their duties. All employee Directors receive \$650 per meeting as compensation for their services and are reimbursed for expenses incurred in connection with the performance of their duties.

Director Compensation

Name	Fees Earned or Paid in Cash (\$)	Stock Awards (\$)	Option Awards (\$)	Non-Equity Incentive Plan Compen- sation	Non- Qualified Deferred Compen- sation Earnings	All Other Compen- sation	Total (\$)
Rodney I. Smith	650	-	-	-	-	-	650
Andrew G. Kavounis (1)	1,000	-	-	-	-	-	1,000
Ashley B. Smith	650	-	-	-	-	-	650
Wesley A. Taylor	650	-	-	-	-	-	650

- (1) 4,000 options were outstanding as of December 31, 2010, of which all were exercisable as of December 31, 2010.

Employment Contracts and Termination of Employment and Change in Control Arrangements.

The Company entered into a four-year Employment Agreement with Rodney I. Smith, its current President and Chief Executive Officer, effective as of September 30, 2002. The term of employment automatically renews commencing on the date one year after the effective date, and on an annual basis thereafter, for an additional one year, unless earlier terminated or not renewed as provided for therein. The agreement provides for an annual base salary of \$99,000 ("Base Salary"), which will be reviewed at least annually and adjusted from time to time at the determination of the Board of Directors. It also provides for an annual royalty fee of \$99,000 payable as consideration for Mr. Smith's assignment to the Company of all of his rights, title and interest in and to the Patents (as defined in the agreement). Payment of the royalty continues only for as long as the Company is using the inventions underlying the Patents. Mr. Smith is also entitled to performance-based bonus as determined by the Board each calendar year.

Mr. Smith's employment agreement provides further that if Mr. Smith (i) voluntarily leaves the employ of the Company within six months of his becoming aware of a Change of Control (as defined in the agreement) of the Company, then he shall be entitled to receive a lump sum amount equal to three times the five-year average of his combined total annual compensation, which includes the Base Salary and bonus, less one dollar (\$1.00), and certain other unpaid accrued amounts as of the date of his termination, or (ii) is terminated by the Company without Cause (as defined in the agreement) or leaves the Company with Good Reason (as defined in the agreement), Mr. Smith shall be entitled to a lump sum payment equal to three times the combined Base Salary and bonus paid during the immediately preceding calendar year, and such other unpaid accrued amounts. In any of such cases, the Company will provide Mr. Smith with certain Company fringe benefits for two years, subject to certain conditions as provided for in the agreement, and all of Mr. Smith's unvested options to purchase Company stock shall become fully vested and exercisable on the date of termination. Mr. Smith will be entitled to exercise all such options for three years from the date of termination. The Company will have no further obligations to Mr. Smith, other than with respect to the payment of royalties.

In the event Mr. Smith's employment by the Company is terminated as a result of Mr. Smith's (i) death, his estate shall be entitled to a lump sum payment of one times the combined Base Salary and bonus, and certain other accrued and unpaid amounts, or (ii) disability, Mr. Smith shall be entitled to Base Salary and bonus for a period of one year commencing with the date of termination, and all other unpaid accrued amounts.

In the event Mr. Smith's employment is terminated for cause or Mr. Smith voluntarily leaves the employ of the Company for no reason, Mr. Smith shall be entitled to accrued but unpaid Base Salary and Bonus up to the date of termination, and all other unpaid amounts.

The employment agreement also contains Non-competition and Non-solicitation covenants for one year following Mr. Smith's termination of employment for any reason.

On December 31, 2008, the board of directors approved an amendment to the Employment Agreement to include changes required to be in compliance with Section 409A, nonqualified deferred compensation.

Item 12. Security Ownership of Certain Beneficial Owners and Management and Related Stockholder Matters.

The following table sets forth, as of March 21, 2011, certain information concerning ownership of the Company's Common Stock by (i) each person known by the Company to own of record or be the beneficial owner of more than five percent (5%) of the Company's Common Stock, (ii) named executive officers and Directors, and (iii) all Directors and Executive Officers as a group. Except as otherwise indicated, the stockholders listed in the table have sole voting and investment powers with respect to the shares indicated.

Name and Address of Beneficial Owner (1)	Number of Shares	
	Beneficially Owned (2)	Percentage of Class
Rodney I. Smith (1)(3)(4)(5)	780,065	16.0%
Ashley B. Smith (1)(3)(4)(6)	168,484	3.6%
Wesley A. Taylor (1)(7)	60,417	1.3%
Andrew G. Kavounis (1)(8)	4,000	*
William A. Kenter	-	-
AI Frank Asset Management, Inc. (9)	289,000	6.1%
Tall Cotton Partners, LLC (10)	233,213	5.0%
All directors and executive officers as a group (4 persons)(2)(11)	1,012,966	20.3%

* Less than 1%

(1) The address for each of Messrs. Rodney I. Smith, Ashley B. Smith, Taylor, and Kavounis is c/o Smith-Midland Corporation, P.O. Box 300, 5119 Catlett Road, Midland, Virginia 22728.

(2) Pursuant to the rules and regulations of the Securities and Exchange Commission, shares of Common Stock that an individual or group has a right to acquire within 60 days pursuant to the exercise of options or warrants are deemed to be outstanding for the purposes of computing the percentage ownership of such individual or group, but are not deemed to be outstanding for the purpose of computing the percentage ownership of any other person shown in the table.

(3) Ashley B. Smith is the son of Rodney I. Smith. Each of Rodney I. Smith and Ashley B. Smith disclaims beneficial ownership of the other's shares of Common Stock.

- (4) Does not include options to purchase 16,000 shares held by Matthew Smith and Roderick Smith and an aggregate of 86,489 shares of Common Stock held by Matthew Smith and Roderick Smith. Matthew Smith and Roderick Smith are sons of Rodney I. Smith, and brothers of Ashley B. Smith. Also, does not include shares held by Merry Robin Bachetti, sister of Rodney I. Smith and aunt of Ashley B. Smith, for which each of Rodney I. Smith and Ashley B. Smith disclaims beneficial ownership.
- (5) Includes 50,000 shares of Common Stock held by Hazel Bowling, former wife of Rodney I. Smith, and mother of Mr. Smith's children. Mr. Smith disclaims beneficial ownership of the shares held by Hazel Bowling. Includes options to purchase 226,667 shares.
- (6) Includes options to purchase 63,867 shares.
- (7) Includes options to purchase 34,034 shares.
- (8) Includes options to purchase 4,000 shares.
- (9) Address of holder is 32392 Coast Highway, Suite 260, Laguna Beach, CA 92651.
- (10) Address of holder is 1801 Libbie Avenue, Suite 201, Richmond, VA 23226.
- (11) Includes options to purchase 328,568 shares for all directors, executive officers as a group.

EQUITY COMPENSATION PLAN INFORMATION

Plan Category	Number of securities to be issued upon exercise of outstanding options, warrants and rights	Weighted average exercise price of outstanding options, warrants and rights	Number of securities remaining available for future issuance under equity compensation plans
Equity compensation plans approved by security holders	587,965	1.62	500,000
Equity compensation plans not approved by security holders	-	-	-
Total	587,965	1.62	500,000

Item 13. Certain Relationships and Related Transactions, and Director Independence.

The sole independent director of the Company is Andrew G. Kavounis. The test utilized for the determination of independence is that of the New York Stock Exchange.

On an ongoing basis, the Company reviews all "related party transactions" (those transactions that are required to be disclosed by SEC Regulation S-K, Item 404), if any, for potential conflicts of interest and all such transactions must be approved by the Board of Directors. No transactions meet the criteria for disclosure.

Item 14. Principal Accountant Fees and Services

The aggregate fees billed for each of the past two fiscal years for professional services rendered by BDO USA, LLP, the principal accountant for the audit of the Company; for assurance and related services related to the audit; for tax compliance, tax advice, and tax planning; and for all other fees for products and services are shown in the table below.

Audit Fees. Fees charged as audit fees are for the audit of the Company's annual financial statements and review of financial statements included in the Company's Forms 10-Q or services that are normally provided by the accountant in connection with statutory and regulatory filings or engagements.

Audit-Related Fees. Fees paid to BDO USA, LLP for the audit of the Company's 401(k) benefit plan.

Tax Fees. Tax fees are for professional services rendered by BDO USA, LLP for tax compliance, tax advice, and tax planning.

The Company does not have an Audit Committee. The Board of Directors has the responsibility normally assigned to the Audit Committee. The Board of Directors has not adopted any blanket pre-approval policies and procedures. Instead, the Board pre-approves the provision by BDO USA, LLP of all audit or non-audit services.

	2010	2009
Audit Fees	\$ 145,350	\$ 146,874
Tax Fees	11,730	30,985
Audit-Related Fees	10,200	-
Total Fees	<u>\$ 167,280</u>	<u>\$ 177,859</u>

PART IV

Item 15. Exhibits and Financial Statement Schedules

- (1) The financial statements of the Company are included in Part II, Item 8, page 17 of this Form 10-K:
- (2) Schedules other than that listed above have been omitted, since they are either not applicable, not required or the information is included elsewhere herein.
- (3) The following exhibits are filed herewith:

Exhibit Number	Description
3.1	Certificate of Incorporation, as amended (Incorporated by reference to the Company's Registration Statement on Form SB-2 (No. 33-89312) declared effective by the Commission on December 13, 1995).
3.2	Bylaws of the Company adopted on January 21, 2003 (Incorporated by reference to the Company's Registration Statement on Form 8-A (No. 000-25964) filed with the Commission on January 24, 2003).
4.1	Specimen Common Stock Certificate (Incorporated by reference to the Company's Registration Statement on Form SB-2 (No. 33-89312) declared effective by the Commission on December 13, 1995).
4.2	Rights Agreement, dated as of January 21, 2003, between the Company and Computershare Trust Company, Inc., as rights agent, including the Form of Certificate of Designations, the Form of Rights Certificate and the Summary of Rights to Purchase Preferred Shares attached thereto as Exhibits A, B, and C, respectively (Incorporated by reference to the Company's Registration Statement on Form 8-A (No. 000-25964) filed with the Commission on January 24, 2003).
10.1	Lease Agreement, dated January 1, 1995, between the Company and Rodney I. Smith (Incorporated by reference to the Company's Registration Statement on Form SB-2 (No. 33-89312) declared effective by the Commission on December 13, 1995).
10.2	Collateral Assignment of Letters Patent, dated between the Company and Rodney I. Smith (Incorporated by reference to the Company's Registration Form SB-2 (No. 33-89312) declared effective by the Commission on December 13, 1995).
10.3	First National Bank of New England Loan Agreement, assumed by Sonabank, dated June 25, 1998 (Incorporated by reference to the Company's Quarterly Report on Form 10-QSB for the quarter ended June 30, 1998).
10.4	First National Bank of New England Loan Note, assumed by Sonabank, dated June 25, 1998 (Incorporated by reference to the Company's Quarterly Report on Form 10-QSB for the quarter ended June 30, 1998).
10.5	Employment Agreement, dated September 30, 2002, between the Company and Rodney I. Smith. (Incorporated by reference to the Company's Annual Report on Form 10-KSB for the year ended December 31, 2003).
10.6	Amendment No. 1 to Employment Agreement, dated as of December 31, 2008, between the Company and Rodney I. Smith (Incorporated by reference to the Company's Annual Report on Form 10-K for the year ended December 31, 2008).
10.7	2004 Stock Option Plan (Incorporated by reference to the Company's Annual Report on Form 10-KSB for the year ended December 31, 2004).
10.8	2008 Stock Option Plan (Incorporated by reference to the Company's Registration Statement on Form S-8 (No. 333-155920) filed on December 4, 2008).

- 10.9 Promissory Note, dated July 7, 2010, in the amount of \$2,000,000 issued by the Company to Summit Community Bank (Incorporated by reference to the Company's Current Report on Form 8-K filed with the Securities and Exchange Commission on July 19, 2010).
- 10.10 Commercial Security Agreement, dated July 7, 2010, between the Company and Summit Community Bank (Incorporated by reference to the Company's Current Report on Form 8-K filed with the Securities and Exchange Commission on July 19, 2010).
- 10.11 Loan Commitment Letter, dated May 6, 2010, in the amount of \$2,000,000 issued by Summit Community Bank to the Company (Incorporated by reference to the Company's Current Report on Form 8-K filed with the Securities and Exchange Commission on July 19, 2010).
- 10.12 Loan Commitment Letter, dated May 6, 2010, in the amount of \$1,000,000 issued by Summit Community Bank to the Company (Incorporated by reference to the Company's Current Report on Form 8-K filed with the Securities and Exchange Commission on July 19, 2010).
- 10.13 Loan Commitment Letter, dated May 6, 2010 in the amount of \$575,000 issued by Summit Community Bank to the Company (Incorporated by reference to the Company's Current Report on Form 8-K filed with the Securities and Exchange Commission on July 19, 2010).
- 14.1 Code of Professional Conduct (Incorporated by reference to the Company's Annual Report on Form 10-KSB for the year ended December 31, 2003).
- 21.1 List of Subsidiaries of the Company (Incorporated by reference to the Company's Annual Report on Form 10-KSB for the year ended December 31, 1995).
- 23.1 Consent of BDO USA, LLP.
- 31.1 Certification of Chief Executive Officer.
- 31.2 Certification of Principal Financial Officer.
- 32.1 Certification pursuant 18 U.S.C. Section 1350 as adapted pursuant to Section 906 of the Sarbanes-Oxley Act of 2002.

SIGNATURES

Pursuant to the requirements of Section 13 or 15(d) of the Securities Exchange Act of 1934, the registrant has duly caused this report to be signed on its behalf by the undersigned, thereunto duly authorized.

SMITH-MIDLAND CORPORATION

Date: March 30, 2011

By: /s/ Rodney I. Smith

Rodney I. Smith, President
(principal executive officer)

Date: March 30, 2011

By: /s/ William A. Kenter

William A. Kenter
(principal financial and accounting officer)

Pursuant to the requirements of the Securities Exchange Act of 1934, this report has been signed below by the following persons on behalf of the registrant in the capacities and on the dates indicated.

Name	Capacity	Date
<u>/s/ Rodney I. Smith</u> Rodney I. Smith	Director	March 30, 2011
<u>/s/ Wesley A. Taylor</u> Wesley A. Taylor	Director	March 30, 2011
<u>/s/ Ashley B. Smith</u> Ashley B. Smith	Director	March 30, 2011
<u>/s/ Andrew G. Kavounis</u> Andrew G. Kavounis	Director	March 30, 2011

**Smith-Midland Corporation
and Subsidiaries**

**Consolidated Financial Statements
Years Ended December 31, 2010 and 2009**

Smith-Midland Corporation and Subsidiaries

Contents

Report of Independent Registered Public Accountants	F-3
Consolidated Financial Statements	
Balance Sheets	F-4-5
Statements of Operations	F-6
Statements of Stockholders' Equity	F-7
Statements of Cash Flows	F-8-9
Summary of Significant Accounting Policies	F-10-12
Notes to Consolidated Financial Statements	F-13-19

Report of Independent Registered Public Accountants

Board of Directors and Stockholders
Smith-Midland Corporation
Midland, Virginia

We have audited the accompanying consolidated balance sheets of Smith-Midland Corporation and subsidiaries as of December 31, 2010 and 2009 and the related consolidated statements of operations, stockholders' equity, and cash flows for the years then ended. These financial statements are the responsibility of the Company's management. Our responsibility is to express an opinion on these financial statements based on our audits.

We conducted our audits in accordance with the standards of the Public Company Accounting Oversight Board (United States). Those standards require that we plan and perform the audit to obtain reasonable assurance about whether the financial statements are free of material misstatement. An audit includes consideration of internal control over financial reporting as a basis for designing audit procedures that are appropriate in the circumstances, but not for the purpose of expressing an opinion on the effectiveness of the Company's internal control over financial reporting. Accordingly, we express no such opinion. An audit also includes examining, on a test basis, evidence supporting the amounts and disclosures in the financial statements, assessing the accounting principles used and significant estimates made by management, as well as evaluating the overall financial statement presentation. We believe that our audits provide a reasonable basis for our opinion.

In our opinion, the consolidated financial statements referred to above present fairly, in all material respects, the financial position of Smith-Midland Corporation and subsidiaries at December 31, 2010 and 2009, and the results of their operations and their cash flows for the years then ended in conformity with accounting principles generally accepted in the United States of America.

BDO USA, LLP

Richmond, Virginia
March 30, 2011

**Smith-Midland Corporation
and Subsidiaries**

Consolidated Balance Sheets

	December 31,	
	2010	2009
ASSETS (Note 2)		
Current assets		
Cash and cash equivalents	\$ 2,573,168	\$ 2,929,868
Accounts receivable, net		
Trade - billed, (less allowance for doubtful accounts of \$213,108 and \$253,082)	7,518,806	4,134,729
Trade - unbilled	653,814	713,322
Inventories, net		
Raw materials	590,805	648,023
Finished goods	1,253,862	1,955,347
Prepaid expenses and other assets	107,617	80,786
Prepaid income taxes	293,869	138,003
Deferred taxes (Note 4)	393,000	444,000
Total current assets	13,384,941	11,044,078
Property and equipment, net (Note 1)	4,603,688	4,183,124
Other assets	134,122	127,552
Total assets	\$ 18,122,751	\$ 15,354,754

See accompanying summary of accounting policies and notes to consolidated financial statements.

**Smith-Midland Corporation
and Subsidiaries**

**Consolidated Balance Sheets
(continued)**

LIABILITIES AND STOCKHOLDERS' EQUITY	December 31,	
	2010	2009
Current liabilities		
Accounts payable - trade	\$ 1,314,074	\$ 1,205,228
Accrued expenses and other liabilities	1,738,466	1,063,445
Current maturities of notes payable (Note 2)	411,988	481,078
Customer deposits	177,252	704,270
	3,641,780	3,454,021
Notes payable - less current maturities (Note 2)	2,813,782	3,077,302
Deferred tax liability (Note 4)	708,000	337,000
	7,163,562	6,868,323
Total liabilities		
Commitments and contingencies (Note 7)		
Stockholders' equity (Note 6)		
Preferred stock, \$.01 par value; authorized 1,000,000 shares, none outstanding	-	-
Common stock, \$.01 par value; authorized 8,000,000 shares; 4,704,182 and 4,702,882 issued and outstanding, respectively	47,042	47,029
Additional paid-in capital	4,874,335	4,812,401
Retained earnings	6,140,112	3,729,301
	11,061,489	8,588,731
Treasury stock, at cost, 40,920 shares	(102,300)	(102,300)
	10,959,189	8,486,431
Total stockholders' equity		
Total liabilities and stockholders' equity	\$ 18,122,751	\$ 15,354,754

See accompanying summary of accounting policies and notes to consolidated financial statements.

**Smith-Midland Corporation
and Subsidiaries**

Consolidated Statements of Operations

	December 31,	
	2010	2009
Revenue		
Products sales and leasing	\$ 26,696,717	\$ 23,017,056
Shipping and installation revenue	3,434,784	4,925,399
Royalties	1,578,488	1,573,028
Total revenue	31,709,989	29,515,483
Cost of goods sold	22,682,795	20,877,321
Gross profit	9,027,194	8,638,162
General and administrative expenses	2,711,015	3,194,069
Selling expenses	2,451,910	2,319,426
Total operating expenses	5,162,925	5,513,495
Operating income	3,864,269	3,124,667
Other income (expense)		
Interest expense	(155,748)	(212,192)
Interest income	22,290	25,892
Gain on sale of assets	10,616	63,905
Other, net	53,384	(1,208)
Total other (expense)	(69,458)	(123,603)
Income before income tax expense	3,794,811	3,001,064
Income tax expense (Note 4)	1,384,000	1,192,000
Net income	\$ 2,410,811	\$ 1,809,064
Basic earnings per share (Note 8)	\$ 0.51	\$ 0.39
Diluted earnings per share (Note 8)	\$ 0.50	\$ 0.38

See accompanying summary of accounting policies and notes to consolidated financial statements

**Smith-Midland Corporation
and Subsidiaries**

Consolidated Statements of Stockholders' Equity

	Common Stock	Additional Paid-in Capital	Retained Earnings	Treasury Stock	Total
Balance, December 31, 2008	\$ 46,709	\$ 4,701,820	\$ 1,920,237	\$ (102,300)	\$ 6,566,466
Stock options exercised	320	19,651	-	-	19,971
Stock option compensation	-	90,930	-	-	90,930
Net income	-	-	1,809,064	-	1,809,064
Balance, December 31, 2009	47,029	4,812,401	3,729,301	(102,300)	8,486,431
Stock options exercised	13	1,066	-	-	1,079
Stock option compensation	-	60,868	-	-	60,868
Net income	-	-	2,410,811	-	2,410,811
Balance, December 31, 2010	\$ 47,042	\$ 4,874,335	\$ 6,140,112	\$ (102,300)	\$ 10,959,189

See accompanying summary of accounting policies and notes to consolidated financial statements.

**Smith-Midland Corporation
and Subsidiaries**

Consolidated Statements of Cash Flows

	December 31,	
	2010	2009
Reconciliation of net income to net cash provided by operating activities		
Net income	\$ 2,410,811	\$ 1,809,064
Adjustments to reconcile net income to net cash provided by operating activities		
Depreciation and amortization	735,009	695,497
Deferred taxes	422,000	47,000
Stock option compensation expense	60,868	90,930
Gain on sale of fixed assets	(10,616)	(63,905)
(Increase) decrease in		
Accounts receivable - billed	(3,384,077)	1,696,453
Accounts receivable - unbilled	59,508	(53,157)
Inventories	758,703	(179,146)
Prepaid expenses and other assets	(33,401)	111,169
Prepaid income taxes	(155,866)	120,147
Increase (decrease) in		
Accounts payable - trade	108,980	(937,250)
Accrued expenses and other liabilities	675,040	(11,444)
Customer deposits	(527,019)	(154,167)
Net cash provided by operating activities	\$ 1,119,940	\$ 3,171,191

**Smith-Midland Corporation
and Subsidiaries**

**Consolidated Statements of Cash Flows
(continued)**

	2010	2009
Cash Flows From Investing Activities		
Purchases of property and equipment	\$ (1,174,584)	\$ (683,571)
Proceeds from sale of fixed assets	29,474	92,409
Net cash absorbed by investing activities	<u>(1,145,110)</u>	<u>(591,162)</u>
Cash Flows From Financing Activities		
Proceeds (repayments) of line of credit, net	-	(500,000)
Proceeds from long-term borrowings	116,528	63,137
Repayments of long-term borrowings	(449,137)	(596,553)
Proceeds from options exercised	1,079	19,971
Net cash absorbed by financing activities	<u>(331,530)</u>	<u>(1,013,445)</u>
Net increase (decrease) in cash and cash equivalents	(356,700)	1,566,584
Cash and cash equivalents, beginning of year	<u>2,929,868</u>	<u>1,363,284</u>
Cash and cash equivalents, end of year	<u><u>\$ 2,573,168</u></u>	<u><u>\$ 2,929,868</u></u>
Supplemental schedule of non-cash investing activities		
Cash Payments for interest	\$ 155,748	\$ 212,192
Cash Payments for income taxes	\$ 1,269,477	\$ 1,018,350

See accompanying summary of accounting policies and notes to consolidated financial statements.

Smith-Midland Corporation and Subsidiaries

Summary of Significant Accounting Policies

Nature of Business

Smith-Midland Corporation and its wholly owned subsidiaries (the "Company") develop, manufacture, license, sell and install precast concrete products for the construction, transportation and utilities industries in the Mid-Atlantic, Northeastern, and Midwestern regions of the United States.

Principles of Consolidation

The accompanying consolidated financial statements include the accounts of Smith-Midland Corporation and its wholly owned subsidiaries. The Company's wholly owned subsidiaries consist of Smith-Midland Corporation, a Virginia corporation, Smith-Carolina Corporation, a North Carolina corporation, Easi-Set Industries, Inc., a Virginia corporation, Concrete Safety Systems, Inc., a Virginia corporation and Midland Advertising and Design, Inc., doing business as Ad Ventures, a Virginia corporation. All material intercompany accounts and transactions have been eliminated in consolidation.

Cash and Cash Equivalents

The Company considers all unrestricted cash and money market accounts purchased with an original maturity of three months or less as cash and cash equivalents.

Inventories

Inventories are stated at the lower of cost, using the first-in, first-out (FIFO) method, or market.

Property and Equipment

Property and equipment is stated at cost. Expenditures for ordinary maintenance and repairs are charged to income as incurred. Costs of betterments, renewals, and major replacements are capitalized. At the time properties are retired or otherwise disposed of, the related cost and allowance for depreciation are eliminated from the accounts and any gain or loss on disposition is reflected in income.

Depreciation is computed using the straight-line method over the following estimated useful lives:

	<u>Years</u>
Buildings	10-33
Trucks and automotive equipment	3-10
Shop machinery and equipment	3-10
Land improvements	10-15
Office equipment	3-10

Income Taxes

Deferred tax assets and liabilities are recognized for the future tax consequences attributable to differences between the financial statement carrying amounts of existing assets and liabilities and their respective tax bases. Deferred tax assets and liabilities are measured using enacted tax rates expected to apply to taxable income in the years in which those temporary differences are expected to be recovered or settled. The effect on deferred tax assets and liabilities of a change in tax rates is recognized in income in the period that includes the enactment date.

As of December 31, 2010, the Company has not identified any unrecognized tax positions. The Company files tax returns in the in the U.S. Federal and various state jurisdictions. The Company is no longer subject to U.S. or state tax examinations for the years prior to 2007. The Company does not believe there will be any material changes in unrecognized tax positions over the next twelve months.

Stock Options

Stock based compensation is measured based on the fair value of the award on the date of grant and the corresponding expense is recognized over the period during which an employee is required to provide services in exchange for the award. The fair of each stock option is estimated using a Black-Scholes option pricing model based on certain assumptions including expected term, risk-free interest rate, stock price volatility and dividend yield. The assumption for expected term is based on evaluations of historical and expected future employee exercise behavior. The risk-free interest rate is based on the U.S. Treasury rates at the date of grant with maturity dates approximately equal to the expected term at the grant date. The historical volatility of the Company's stock is used as the basis for the volatility assumption. The Company has never paid cash dividends, and does not currently intend to pay cash dividends, and thus assumed a 0% dividend yield. See Note 6 of Notes to the Consolidated Financial Statements for additional information related to stock based compensation. There were no option grants in 2010 and 2009. Substantially all options become vested and exercisable ratably over a three-year period.

Revenue Recognition

The Company primarily recognizes revenue on the sale of its standard precast concrete products at shipment date, including revenue derived from any projects to be completed under short-term contracts. Installation of the Company's standard products is typically performed by the customer; however, in some circumstances, the Company will install certain products which are accomplished at the time of delivery. The installation activities are usually completed the day of delivery or the following day. In utility building sales, the majority of the buildings are erected on the Company's site and delivered completely installed.

Leasing fees are paid at the beginning of the lease agreement and recorded to a deferred revenue account. As the revenue is earned each month during the contract, the amount earned is recorded as lease income and an equivalent amount is debited to deferred revenue.

Royalties are recognized as revenue as they are earned. The Company licenses certain other precast companies to produce its licensed products to our engineering specifications under licensing agreements. The agreements are typically for five year terms and require royalty payments from 4% to 6% which are paid on a monthly basis. The revenue from licensing agreements are recognized in the month earned.

Certain sales of Soundwall, architectural precast panels and Slenderwall™ concrete products revenue is recognized using the percentage of completion method for recording revenues on long term contracts under ASC 605-35. The contracts are executed by both parties and clearly stipulate the requirements for progress payments and a schedule of delivery dates. Provisions for estimated losses on contracts are made in the period in which such losses are determined.

Shipping revenues are recognized in the period the shipping services are provided to the customer.

Smith-Midland products are typically sold pursuant to an implicit warranty as to merchantability only. Warranty claims are reviewed and resolved on a case by case method. Although the Company does incur costs for these types of expense, historically the amount of expense is immaterial.

Shipping and Handling

Amounts billed to customers are recorded in sales and the costs associated with the shipping and handling are recorded as cost of goods sold.

Sales and Use Taxes

Use taxes on construction materials are reported gross in general and administrative expense.

Risks and Uncertainties

The Company sells products to highway contractors operating under government funded highway programs and other customers and extends credit based on an evaluation of the customer's financial condition, generally without requiring collateral. Exposure to losses on receivables is principally dependent on each customer's financial condition. The Company monitors its exposure to credit losses and maintains allowances for anticipated losses. Management reviews accounts receivable on a monthly basis to determine the probability of collection. Any accounts receivable that are deemed to be uncollectible along with a general reserve, which is calculated based upon the aging category of the receivable, is included in the overall allowance for doubtful accounts. Management believes the allowance for doubtful accounts at December 31, 2010 is adequate. However, actual write-offs may exceed the recorded allowance. Due to inclement weather, the Company may experience reduced revenues from December through February and may realize the substantial part of its revenues during the other months of the year.

Fair Value of Financial Instruments

The carrying value for each of the Company's financial instruments (consisting of cash, accounts receivable and accounts payable and short-term line of credit) approximates fair value because of the short-term nature of those instruments. The estimated fair value of the long-term debt approximates carrying value based on current rates offered to the Company for debt of the similar maturities.

Estimates

The preparation of financial statements in conformity with generally accepted accounting principles requires management to make estimates and assumptions that affect the reported amounts of assets and liabilities at the date of the financial statements and the reported amounts of revenues and expenses during the reporting period. Actual results could differ from those estimates.

Advertising Costs

The Company expenses all advertising costs as incurred. Advertising expense was approximately \$373,000 and \$336,000 in 2010 and 2009, respectively.

Earnings Per Share

Earnings per share are based on the weighted average number of shares of common stock and dilutive common stock equivalents outstanding. Basic earnings per share is computed by dividing income available to common shareholders by the weighted average number of common shares outstanding for the period. Diluted earnings per share reflect the potential dilution of securities that could share in earnings of an entity.

Long-Lived Assets

The Company reviews the carrying values of its long-lived and identifiable intangible assets for possible impairment whenever events or changes in circumstances indicate that the carrying amount of assets may not be recoverable based on undiscounted estimated future operating cash flows. When any such impairment exists, the related assets will be written down to fair value. No impairment losses have been recorded through December 31, 2010.

Subsequent Events

The Company has evaluated subsequent events after the balance sheet date through the date these financial statements were issued and did not note any events that would require disclosure or adjustment.

Notes to Consolidated Financial Statements

1. Property and Equipment

Property and equipment consists of the following:

	December 31,	
	2010	2009
Land and land improvements	\$ 553,063	\$ 514,601
Buildings	3,184,108	3,308,160
Machinery and equipment	8,540,373	7,780,038
Rental equipment	1,124,836	687,402
	13,402,380	12,290,201
Less: accumulated depreciation	8,798,692	8,107,077
	\$ 4,603,688	\$ 4,183,124

Depreciation expense was approximately \$735,000 and \$695,000 for the years ended December 31, 2010 and 2009, respectively.

2. Notes Payable

Notes payable consist of the following:

	December 31,	
	2010	2009
Note payable to a Bank, maturing June 2021; with monthly payments of approximately \$36,000 of principal and interest at prime plus .5% (3.75% at December 31, 2010); collateralized by principally all assets of the Company.	\$ 2,613,642	\$ 2,812,429
Capital lease obligations, for machinery and equipment maturing through 2013, with interest at approximately 7%.	224,298	342,033
Installment notes, collateralized by certain machinery and equipment maturing at various dates, primarily through 2015, with interest at 4.75% through 8.38%.	387,830	403,918
	3,225,770	3,558,380
Less current maturities	411,988	481,078
	\$ 2,813,782	\$ 3,077,302

The Company's note payable, with a balance of \$2,613,642 at December 31, 2010, is guaranteed in part by the U.S. Department of Agriculture Rural Business - Cooperative Services (USDA). The note payable is secured by all of the assets of the Company. The loan agreement includes certain restrictive covenants, which require the Company to maintain minimum levels of tangible net worth and places limits on annual capital expenditures. The Company

exceeded the covenant limiting capital expenditures by approximately \$175,000 for 2010, however, subsequent to year end, the Company received a waiver from Summit Community Bank for the covenant violation. At December 31, 2010, the Company was in compliance with all other covenants pursuant to the loan agreement as amended.

In addition to the scheduled notes payable, the Company has a \$2,000,000 line of credit which matures on July 7, 2011 and bears interest at the Wall Street Journal U.S. prime rate with an interest rate floor of 4.75% (4.75% at December 31, 2010); the line is collateralized by a second priority lien on all accounts receivable, inventory, and certain other assets of the Company. There was no outstanding balance at December 31, 2010.

The aggregate amounts of notes payable including capital leases maturing in each of the next five years and thereafter are as follows:

Year Ending December 31,

2011	\$	411,988
2012		358,975
2013		276,140
2014		270,258
2015		257,933
Thereafter		<u>1,650,476</u>
	\$	<u>3,225,770</u>

The aggregate amounts of capitalized lease payments in each of the next three years are as follows:

Year ending December 31,

2011	\$	143,578
2012		63,415
2013		<u>31,895</u>
Total payments		238,888
Less amounts representing interest (at approximately 7%)		<u>14,590</u>
	\$	<u>224,298</u>

Fixed assets under capital leases at December 31, 2010 and 2009 were approximately \$583,000 gross carrying costs, with accumulated depreciation of approximately \$205,000 and \$140,000, respectively.

**Smith-Midland Corporation
and Subsidiaries**

**Notes to Consolidated Financial Statements
(continued)**

3. Related Party Transactions

The Company currently leases some of its Midland, Virginia property from its President and CEO, on a month-to-month basis, as additional storage space for the Company's finished work product. The lease agreement calls for an annual rent of \$24,000. See additional items discussed in Note 7.

4. Income Taxes

Income tax expense is comprised of the following:

	December 31,	
	2010	2009
Federal:		
Current	\$ 791,000	\$ 1,017,000
Deferred	313,000	(41,000)
	1,104,000	976,000
State:		
Current	171,000	222,000
Deferred	109,000	(6,000)
	280,000	216,000
	\$ 1,384,000	\$ 1,192,000

The provision for income taxes differs from the amount determined by applying the federal statutory tax rate to pre-tax income as a result of the following:

	December 31,			
	2010		2009	
Income taxes at statutory rate	\$ 1,291,000	34.0%	\$ 1,020,000	34.0%
Increase (decrease) in taxes resulting from:				
State income taxes, net of federal benefit	168,000	4.6%	142,000	4.8%
Other	(75,000)	-1.9%	30,000	0.9%
	\$ 1,384,000	36.8%	\$ 1,192,000	39.7%

Prepaid income taxes at December 31, 2010 relate to amounts due from federal and state tax authorities for overpayment of 2010 estimated taxes. Overpayments at December 31, 2010 will be used to offset estimated taxes due in 2011.

**Smith-Midland Corporation
and Subsidiaries**

**Notes to Consolidated Financial Statements
(continued)**

4. Income Taxes (continued)

Deferred tax assets (liabilities) are as follows:

	December 31,	
	2010	2009
Depreciation	\$ (708,000)	\$ (337,000)
Provision for doubtful accounts	83,000	99,000
Vacation accrued	87,000	121,000
Deferred income	142,000	151,000
Other	81,000	73,000
Net deferred tax asset (liability)	(315,000)	107,000
Current portion, net	393,000	444,000
Long-term portion, net	(708,000)	(337,000)
	\$ (315,000)	\$ 107,000

5. Employee Benefit Plans

The Company has a 401(k) retirement plan (the "Plan") covering substantially all employees. Participants may contribute up to 10% of their compensation to the Plan. The Company contributes 50% of the participant's contribution, up to 4% of the participant's compensation, as a matching contribution. Total contributions for the years ended December 31, 2010 and 2009 were approximately \$92,000 and \$60,000, respectively.

6. Stock Options and Shareholder Rights Plan

On September 9, 2004, the Board of Directors and Stockholders of the Company adopted the 2004 Stock Option Plan (the "2004 Plan"), which allows the Company to grant up to 500,000 options to employees, officers, directors and consultants to purchase shares of the Company's Common Stock. Options granted under the plan may be either Incentive Stock Options or Non-Qualified Stock Options. Incentive Stock Options may be granted only to employees of the Company, while Non-qualified options may be issued to non-employee directors, consultants, and others, as well as to employees of the Company. On September 19, 2008, the Board of Directors and Stockholders of the Company adopted the 2008 Stock Option Plan (the "2008 Plan"), which allows the Company to grant up to 500,000 options to employees, officers, directors and consultants to purchase shares of the Company's Common Stock. There were no grants of options during the year ended December 31, 2010.

Options generally vest over a three year period. The Company recorded stock option expense of approximately \$61,000 and \$91,000 included in general and administrative expense for the years ended December 31, 2010 and 2009 respectively. The Company estimates approximately \$17,000 of remaining expense to be recognized in 2011 for options outstanding at December 31, 2010.

There were 1,300 options exercised in the year ending December 31, 2010 with an intrinsic value of approximately \$1,000 at the time of exercise. The intrinsic value of outstanding and exercisable options at December 31, 2010 is approximately \$238,000 and \$218,000, respectively.

**Smith-Midland Corporation
and Subsidiaries**

**Notes to Consolidated Financial Statements
(continued)**

The following tables summarize activity under the stock option plans of the Company and the stock options outstanding at December 31, 2010:

	Weighted Average Exercise Price	Options Outstanding	Vested and Exercisable
Balance, December 31, 2008	\$ 1.26	642,157	432,999
Granted	-	-	-
Forfeited	1.37	(15,167)	(15,167)
Exercised	0.62	(32,000)	(32,000)
Vested	1.73	-	102,930
Balance, December 31, 2009	1.62	594,990	488,762
Granted	-	-	-
Forfeited	2.01	(5,725)	(5,150)
Exercised	0.83	(1,300)	(1,300)
Vested	-	-	67,512
Balance, December 31, 2010	\$ 1.62	587,965	549,824

The Company's Board of Directors adopted a Shareholder Rights Plan (the "Plan") in January 2003. Under the Plan, preferred stock purchase rights (each, a "Right") were distributed as a dividend at the rate of one Right for each share of Common Stock outstanding as of the close of business on February 11, 2003 and automatically attach to shares issued thereafter. Each Right entitles the holder to purchase one one-hundredth of a share of newly created Series A Junior Participating Preferred Stock of the Company at an exercise price of \$8.00 (the "Exercise Price") per Right. In general, the Rights will be exercisable if a person or group ("Acquiring Person") becomes the beneficial owner of 15% or more of the outstanding Common Stock of the Company or announces a tender offer for 15% or more of the Common Stock of the Company. When the Rights become exercisable, a holder, other than the Acquiring Person, will have the right to receive upon exercise Common Stock having a value equal to two times the Exercise Price of the Right. If, after the Rights become exercisable, the Company is acquired in a merger or similar transaction, each Right will entitle the holder thereof, other than the Acquiring Person, to purchase, at the Exercise Price, shares of the acquiring corporation having a value equal to two times the Exercise Price of the Right. After a person or group becomes an Acquiring Person, but before an Acquiring Person owns 50% or more of the outstanding Common Stock of the Company, the Board of Directors of the Company may extinguish the Rights by exchanging one share of Common Stock or an equivalent security for each Right, other than Rights held by the Acquiring Person. The Board of Directors will in general be entitled to redeem the Rights for \$.001 per Right at any time prior to any person or group becoming an Acquiring Person. The Rights will expire on January 20, 2013.

**Smith-Midland Corporation
and Subsidiaries**

**Notes to Consolidated Financial Statements
(continued)**

7. Commitments and Contingencies

The Company has an employment agreement with its current President and CEO (the "CEO") which automatically renews on an annual basis for an additional year, unless earlier terminated or not renewed as provided for therein. The agreement provides for an annual base salary of \$99,000 and an annual royalty fee of \$99,000 payable as consideration for the CEO's assignment to the Company of all of his rights, title and interest in certain patents. Payment of the royalty continues only for as long as the Company is using the inventions underlying the patents. Additionally, if the CEO (i) voluntarily leaves the employ of the Company within six months of his becoming aware of a Change of Control (as defined in the agreement) of the Company, then he shall be entitled to receive a lump sum amount equal to three times the five-year average of his combined total annual compensation, which includes the Base Salary and bonus, less one dollar (\$1.00), and certain other unpaid accrued amounts as of the date of his termination, or (ii) is terminated by the Company without Cause (as defined in the agreement) or leaves the Company with Good Reason (as defined in the agreement), the CEO shall be entitled to a lump sum payment equal to three times the combined Base Salary and bonus paid during the immediately preceding calendar year, and such other unpaid accrued amounts. In any of such cases, the Company will provide the CEO with certain Company fringe benefits for two years, subject to certain conditions as provided for in the agreement, and all of the CEO's unvested options to purchase Company stock shall become fully vested and exercisable on the date of termination. The CEO will be entitled to exercise all such options for three years from the date of termination.

In the event the CEO's employment by the Company is terminated as a result of the CEO's (i) death, his estate shall be entitled to a lump sum payment of one times the combined Base Salary and bonus, and certain other accrued and unpaid amounts, or (ii) disability, CEO shall be entitled to Base Salary and bonus for a period of one year commencing with the date of termination, and all other unpaid accrued amounts.

The Company is party to legal proceedings and disputes which arise in the ordinary course of business. In the opinion of the Company, it is unlikely that liabilities, if any, arising from legal disputes will have a material adverse effect on the consolidated financial position of the Company.

**Smith-Midland Corporation
and Subsidiaries**

**Notes to Consolidated Financial Statements
(continued)**

8. Earnings Per Share

Earnings per share are calculated as follows:

	December 31,	
	2010	2009
Basic earnings per share		
Income available to common shareholder	\$ 2,410,811	\$ 1,809,064
Weighted average shares outstanding	4,703,210	4,673,430
Basic earnings per share	\$ 0.51	\$ 0.39
Diluted earnings per share		
Income available to common shareholder	\$ 2,410,811	\$ 1,809,064
Weighted average shares outstanding	4,703,210	4,673,430
Dilutive effect of stock options	103,865	104,021
Total weighted average shares outstanding	4,807,075	4,777,451
Diluted earnings per share	\$ 0.50	\$ 0.38

Outstanding options excluded from the diluted earnings per share calculation because they would have an anti-dilutive effect were 254,166 and 258,166 for the years ended December 31, 2010 and 2009, respectively.

CERTIFICATIONS

I, Rodney I. Smith, certify that:

1. I have reviewed this annual report on Form 10-K of Smith-Midland Corporation;
2. Based on my knowledge, this report does not contain any untrue statement of a material fact or omit to state a material fact necessary to make the statements made, in light of the circumstances under which such statements were made, not misleading with respect to the period covered by this report;
3. Based on my knowledge, the financial statements, and other financial information included in this report, fairly present in all material respects the financial condition, results of operations and cash flows of the registrant as of, and for, the periods presented in this report;
4. The registrant's other certifying officer(s) and I are responsible for establishing and maintaining disclosure controls and procedures (as defined in Exchange Act Rules 13a-15(e) and 15d-15(e)) and internal control over financial reporting (as defined in Exchange Act Rules 13a-15(f) and 15d-15(f)) for registrant and have:
 - (a) Designed such disclosure controls and procedures, or caused such disclosure controls and procedures to be designed under our supervision, to ensure that material information relating to the registrant, including its consolidated subsidiaries, is made known to us by others within those entities, particularly during the period in which this report is being prepared;
 - (b) Designed such internal control over financial reporting, or caused such internal control over financial reporting to be designed under our supervision, to provide reasonable assurance regarding the reliability of financial reporting and the preparation of financial statements for external purposes in accordance with generally accepted accounting principles;
 - (c) Evaluated the effectiveness of registrant's disclosure controls and procedures and presented in this report our conclusions about the effectiveness of the disclosure controls and procedures, as of the end of the period covered by this report based on such evaluation; and
 - (d) Disclosed in this report any change in the registrant's internal control over financial reporting that occurred during the registrant's most recent fiscal quarter (the registrant's fourth fiscal quarter in the case of an annual report) that has materially affected, or is reasonably likely to materially affect, the registrant's internal control over financial reporting; and
5. The registrant's other certifying officer(s) and I have disclosed, based on our most recent evaluation of internal control over financial reporting, to the registrant's auditors and the audit committee of the registrant's board of directors (or persons performing the equivalent functions):
 - (a) All significant deficiencies and material weaknesses in the design or operation of internal control over financial reporting which are reasonably likely to adversely affect the registrant's ability to record, process, summarize and report financial information; and
 - (b) Any fraud, whether or not material, that involves management or other employees who have a significant role in the registrant's internal control over financial reporting.

Date: March 30, 2011

By: /s/ Rodney I. Smith

Rodney I. Smith
Chairman of the Board, Chief
Executive Officer and President
(principal executive officer)

CERTIFICATIONS

I, William A. Kenter, certify that:

1. I have reviewed this annual report on Form 10-K of Smith-Midland Corporation;
2. Based on my knowledge, this report does not contain any untrue statement of a material fact or omit to state a material fact necessary to make the statements made, in light of the circumstances under which such statements were made, not misleading with respect to the period covered by this report;
3. Based on my knowledge, the financial statements, and other financial information included in this report, fairly present in all material respects the financial condition, results of operations and cash flows of the registrant as of, and for, the periods presented in this report;
4. The registrant's other certifying officer(s) and I are responsible for establishing and maintaining disclosure controls and procedures (as defined in Exchange Act Rules 13a-15(e) and 15d-15(e)) and internal control over financial reporting (as defined in Exchange Act Rules 13a-15(f) and 15d-15(f)) for registrant and have:
 - (a) Designed such disclosure controls and procedures, or caused such disclosure controls and procedures to be designed under our supervision, to ensure that material information relating to the registrant, including its consolidated subsidiaries, is made known to us by others within those entities, particularly during the period in which this report is being prepared;
 - (b) Designed such internal control over financial reporting, or caused such internal control over financial reporting to be designed under our supervision, to provide reasonable assurance regarding the reliability of financial reporting and the preparation of financial statements for external purposes in accordance with generally accepted accounting principles;
 - (c) Evaluated the effectiveness of registrant's disclosure controls and procedures and presented in this report our conclusions about the effectiveness of the disclosure controls and procedures, as of the end of the period covered by this report based on such evaluation; and
 - (d) Disclosed in this report any change in the registrant's internal control over financial reporting that occurred during the registrant's most recent fiscal quarter (the registrant's fourth fiscal quarter in the case of an annual report) that has materially affected, or is reasonably likely to materially affect, the registrant's internal control over financial reporting; and
5. The registrant's other certifying officer(s) and I have disclosed, based on our most recent evaluation of internal control over financial reporting, to the registrant's auditors and the audit committee of the registrant's board of directors (or persons performing the equivalent functions):
 - (a) All significant deficiencies and material weaknesses in the design or operation of internal control over financial reporting which are reasonably likely to adversely affect the registrant's ability to record, process, summarize and report financial information; and
 - (b) Any fraud, whether or not material, that involves management or other employees who have a significant role in the registrant's internal control over financial reporting.

Date: March 30, 2011

By: /s/ William A. Kenter

William A. Kenter
Chief Financial Officer
(principal financial officer)

CERTIFICATION PURSUANT TO
18 U.S.C. SECTION 1350
AS ADOPTED PURSUANT TO
SECTION 906 OF THE SARBANES-OXLEY ACT OF 2002

In connection with the Annual Report of Smith-Midland Corporation (the "Company") on Form 10-K for the year ended December 31, 2010 as filed with the Securities and Exchange Commission on the date hereof (the "Report"), we, Rodney I. Smith and William A. Kenter, Chief Executive Officer and Chief Financial Officer of the Company, respectively, certify, pursuant to 18 U.S.C. Section 1350, as adopted pursuant to Section 906 of the Sarbanes-Oxley Act of 2002, that:

(1) The Report fully complies with the requirements of Section 13(a) or 15(d) of the Securities Exchange Act of 1934; and

(2) The information contained in the Report fairly presents, in all material respects, the financial condition and results of operations of the Company.

/s/ Rodney I. Smith

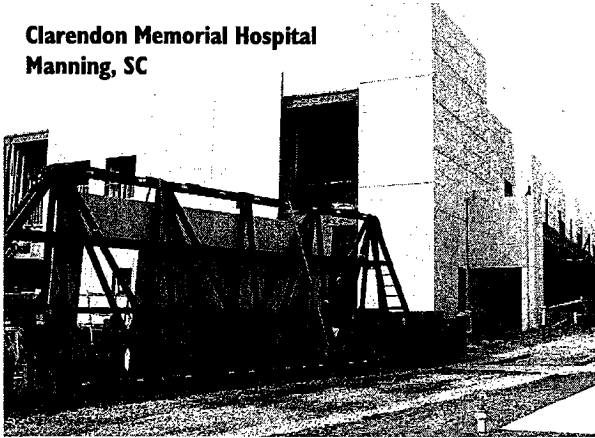
Rodney I. Smith
Chief Executive Officer and President
(principal executive officer)

/s/ William A. Kenter


William A. Kenter
Chief Financial Officer
(principal financial and accounting officer)

Dated: March 30, 2011



**Clarendon Memorial Hospital
Manning, SC**



**Office of the Chief of the Army Reserves
Ft. Belvoir, VA**



**U.S. Army Legal Services
Agency & Army Audit Agency
Ft. Belvoir, VA**



**Easi-Set buildings at Wilderness
Wastewater Plant, Orange County, VA**

Board of Directors

- Rodney I. Smith
Chairman of the Board
- Wesley A. Taylor
Director
- Ashley B. Smith
Director
- Andrew G. Kavounis
Director
- Edward G. Broenniman
Advisor
- G. E. Borst
Advisor
- William J. Clayton
Advisor

Corporate Officers

- Rodney I. Smith
Chief Executive Officer & President
- Wesley A. Taylor
Vice President of Administration,
Secretary, Treasurer
- Ashley B. Smith
Vice President
- William A. Kenter
Chief Financial Officer

Key Operations Personnel

Smith-Midland Corp. (Virginia)

- Ashley B. Smith
President & Chief Operating Officer
- Wesley A. Taylor
Vice President of Administration
- William A. Kenter
Chief Financial Officer
- Steven Ott
Vice President of Engineering
- Matthew Smith
Vice President of Sales and Marketing
- James Dean
Vice President of Project Management

Smith-Carolina Corp. (North Carolina)

- Louis Marusik
General Manager

Easi-Set Industries

- Moffette Tharpe
Managing Director



Smith-Midland Corporation (DE)

5119 Catlett Road

Midland, VA 22728

540.439.3266

www.smithdelaware.com

www.smithmidland.com

www.easiset.com

www.smith-carolina.com

www.css-rental.com