

Received SEC  
SEP 06 2011  
Washington, DC 20549



11008309



America's  
**CAR-MART**  
Drive Easy.®

# America's **CAR-MART**


Drive Easy.®

**America's Car-Mart**, founded in 1981, operates 108 automotive dealerships in eight states and is the largest publicly held automotive retailer in the United States focused exclusively on the "Integrated Auto Sales and Finance" segment of the used car market. The Company emphasizes superior customer service and the building of strong personal relationships with its customers. At April 30, 2011, the Company had over 50,000 customers. The Company operates its dealerships primarily in small cities and towns across the South, selling quality used vehicles and providing the highest satisfaction level of its customers.

## We're Turning 30 and Are Proud of It!

We began with one store in an old drive-in in Rogers, AR in 1981 and now have over 100 dealerships across the south.

From our first day in business through today, our mission has remained the same—to provide affordable cars and trucks to hard working people and to treat them with the respect they deserve.



## To Our Shareholders:

***“Another very significant achievement this past year was the opening of our 100th store...”***

As we celebrate our 30th Anniversary, I can think of no better way to cap off 30 years of business than with the record-setting results we saw for Fiscal 2011. The value of experience is very evident, and we are continually reminded of the importance of applying what we have learned over these many years.


As our sales continued to rise and our repeat business continued to remain high throughout the year, we achieved a very significant milestone in our Company history as we surpassed 50,000 active customers. As our number of customers continues to increase and we maintain our focus on earning the repeat business of each and every customer, we assure the continued growth of our Company.

Another very significant achievement this past year was the opening of our 100th store in Opelika, Alabama. For many years we often talked in terms of *“when we have 100 stores”*. There was much cause for celebration the day that became the reality. However, only a few days later I heard an Associate say, *“when we have 200 stores”*. There is no question that a very healthy blend of looking ahead and looking back has served us well. While we recognize and appreciate the value of the lessons learned thus far, we also understand that we must look ahead knowing we will always have much more to learn to most effectively adapt to changing times and the new challenges the future brings.

On the inside cover of this year’s annual report, we’ve pictured several of our people who have been with the Company over 25 years. Considering we have been in business for 30 years, that is truly an impressive accomplishment for each of these individuals, as well as for the Company. There is no question that so much of the success we enjoy today is the result of the hard work and dedication this group put forth into building a great company. Just as we

greatly value our customers and strive to keep them, so too do we greatly value our Associates. We understand the importance of keeping good people. There is no question that our greatest assets are our people and the experience they have amassed throughout these many years in business. We are confident we are better positioned than any competitor to effectively deliver affordable vehicles to customers within each of our existing markets, and have the team, structure, and resources in place to continue to expand to new markets. To prepare for this growth, throughout the past several years we have invested in the development of our systems. Great improvements have been made in each of our key areas: Purchasing, Sales, Underwriting, and Collections. We are very proud of the better tools we have, yet we are also mindful of something that Thomas Edison once said, *“There is no substitution for hard work”*. Ultimately, the level of effort put forth by each Associate taking great care of our customers is what matters most. We are very proud of the values that have come to be the culture of Car-Mart. The highest level of integrity and a great work ethic are core traits that are highly valued within our Company. We remain committed to preserving our culture so that we can assure the very best possible future for Car-Mart.

We would like to express our great appreciation to each of our Customers and Associates. We also thank you, our Shareholders, for your continued support. We look forward to another year of continued success.



William H. (“Hank”) Henderson  
President and Chief Executive Officer

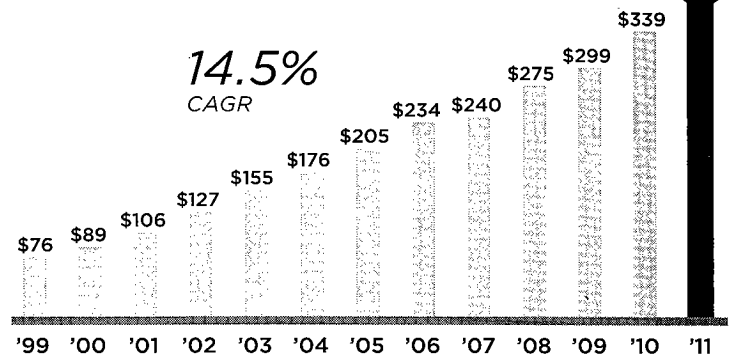
***“Our focus on controlled growth is certainly showing up in our financial results.”***

Car-Mart’s Fiscal 2011 results reflect the strength of our business model and our focus on controlled growth is certainly showing up in our financial results. We delivered record earnings of over \$28 million or \$2.54 per diluted share.

We opened nine new dealerships in Fiscal 2011, contributing to our top line growth of 11.9%. Over the last 13 years since the Company has been publicly held, we have grown the top line at a compound annual growth rate of over 14%, a rate that we are very comfortable with as we look to the future. We will continue to follow our plan to open new locations at an approximate 10% annual rate going forward and, at the same time, work to significantly increase market share at our existing dealerships, many of which are relatively new and have significant room to grow. The number of communities we can eventually serve as we follow our “grassfire” approach to new store openings is quite large. Along with adding new locations, leveraging the fixed cost structure created over the last several years will be a primary financial focus and will allow us to expand our offering to new cities and towns, while at the same time delivering outstanding returns to our shareholders. Additionally, the opportunities we are creating for our Associates to grow along with the Company cannot be overstated. Leveraging at the SG&A line was 30 basis points in Fiscal 2011 after a 20 basis point improvement for Fiscal 2010.

Our average sales price was \$9,361 for Fiscal 2011, an increase of only 2.5%, helping to keep our vehicles affordable for our customers. By limiting our sales price increases, we were able to maintain a healthy overall gross margin percentage of 42.7%. Customer success is our primary driver and minimizing price increases is extremely important. The slight increase in average sales price is quite remarkable given the market conditions for used vehicles that we have faced over the last couple of years. Our Purchasing Agents continue to do an outstanding job of sourcing great cars at very good prices. How we source vehicles is and will continue to be one of our best competitive advantages and will be leveraged into the future, allowing us to further differentiate Car-Mart from the competition.


**Significant Growth—Revenues**  
in millions




We had another outstanding year with our credit results. The provision for credit losses was a very strong 20.8% of sales for Fiscal 2011, and was driven by our commitment to helping our customers succeed. We have been underwriting and collecting in our market segment for 30 years, and the consistency and predictability of our credit results continue to be impressive. Down-payments were 7.2% compared to 6.9% for the prior year, and collections as a percent of average finance receivables were 68.5% compared to 67.3% for 2010. When considering the additional interest income we received during the year, collections were an even more impressive 82% compared to 79% for 2010, significantly increasing our cash-on-cash returns. We will continue to invest in our infrastructure, especially within the credit and collections area of the business, to help ensure our continued success.

We had another very strong year for cash flows as demonstrated by a \$21.4 million increase in finance receivables, \$4.8 million in capital expenditures, a \$3.2 million increase in inventory to support our increased sales levels and \$20.3 million in common stock re-purchases—all with only an \$8.8 million increase in total debt. Our debt-to-equity and debt-to-finance receivables ratios of 25.4% and 16.8%, respectively, are outstanding and a testament to the commitment we have made to maximize our cash returns, thus allowing us to continue to grow without the need for significant amounts of new debt. In fact, excluding the effect of common stock re-purchases during the last 15 months, our total debt would be close to only \$16 million. Minimizing our “money on the street” helps our customers succeed and allows us to continue to grow in a very healthy manner.


We are very proud of Car-Mart’s first 30 years and we are dedicated to ensuring that the next 30 will be a continuation of that great success.

  
Jeffrey A. Williams  
Chief Financial Officer


**Unit Sales**  
in thousands



**Active Customers**




**Revenues**  
dollars in millions




## Selected Financial and Operating Information

<i>As of or for the Fiscal Years Ended April 30,</i>	<b>2011</b>	2010	2009
Retail units sold	<b>34,424</b>	32,196	28,698
Same store revenue growth	<b>7.3%</b>	11.2%	8.3%
Revenues (000s)	<b>\$379,251</b>	\$338,930	\$298,966
Net income attributable to common stockholders (000s)	<b>\$ 28,175</b>	\$ 26,799	\$ 17,906
Diluted earnings per share	<b>\$ 2.54</b>	\$ 2.27	\$ 1.52
Total assets (000s)	<b>\$276,409</b>	\$251,272	\$219,624
Total debt (000s)	<b>\$ 47,539</b>	\$ 38,766	\$ 29,839
Stockholders' equity (000s)	<b>\$187,011</b>	\$176,190	\$156,977


**Net Income**  
dollars in millions



**Stockholders' Equity**  
dollars in millions



**Earnings Per Share**  
in dollars





## what sets us apart!


- Focused strategy
- Building for the future
- Delivering on our commitments
- Talented Associates
- Strong capital position
- Technology and systems
- Superior customer service, vehicles and products
- Well-positioned for growth

America's  
**CAR-MART**  
Drive Easy.®

FORM 10-K

UNITED STATES  
SECURITIES AND EXCHANGE COMMISSION  
Washington, D.C. 20549

FORM 10-K



(Mark One)

- ANNUAL REPORT PURSUANT TO SECTION 13 OR 15(d) OF THE SECURITIES EXCHANGE ACT OF 1934  
For the fiscal year ended April 30, 2011  
OR  
 TRANSITION REPORT PURSUANT TO SECTION 13 OR 15(d) OF THE SECURITIES EXCHANGE ACT OF 1934  
For the transition period from \_\_\_\_\_ to \_\_\_\_\_  
Commission file number 0-14939

**AMERICA'S CAR-MART, INC.**

(Exact name of registrant as specified in its charter)

**Texas** (State or other jurisdiction of incorporation or organization) **63-0851141** (IRS Employer Identification No)  
**802 Southeast Plaza Avenue, Suite 200**  
**Bentonville, Arkansas** (Address of principal executive offices) **72712** (Zip Code)  
**(479) 464-9944**

(Registrant's telephone number, including area code)

Securities registered pursuant to Section 12(b) of the Act:

Title of each class	Name of exchange of which registered
<b>Common Stock, \$.01 par value</b>	<b>NASDAQ Global Select Market</b>

Securities registered pursuant to section 12(g) of the Act:

**None**

Indicate by check mark if the registrant is a well-known seasoned issuer, as defined in Rule 405 of the Securities Act. Yes  No

Indicate by check mark if the registrant is not required to file reports pursuant to Section 13 or Section 15(d) of the Act. Yes  No  Indicate by check mark whether the registrant (1) has filed all reports required to be filed by Section 13 or 15(d) of the Securities Exchange Act of 1934 during the preceding 12 months (or for such shorter period that the registrant was required to file such reports), and (2) has been subject to such filing requirements for the past 90 days. Yes  No

Indicate by check mark whether the registrant has submitted electronically and posted on its corporate Website, if any, every Interactive Data File required to be submitted and posted pursuant to Rule 405 of Regulation S-T during the preceding 12 months (or for such shorter period that the registrant was required to submit and post such files). Yes  No

Indicate by check mark if disclosure of delinquent filers pursuant to Item 405 of Regulation S-K is not contained herein, and will not be contained, to the best of registrant's knowledge, in definitive proxy or information statements incorporated by reference in Part III of this Form 10-K or any amendment to this Form 10-K.

Indicate by check mark whether the registrant is a large accelerated filer, an accelerated filer, a non-accelerated filer, or a smaller reporting company. See the definitions of "large accelerated filer," "accelerated filer" and "smaller reporting company" in Rule 12b-2 of the Exchange Act. (Check one):

Large accelerated filer  Accelerated filer   
 Non-accelerated filer  Smaller reporting company

Indicate by check mark whether the registrant is a shell company (as defined in Rule 12b-2 of the Act). Yes  No

The aggregate market value of the registrant's voting and non-voting common equity held by non-affiliates on October 29, 2010 was \$249,565,885 (9,357,551 shares), based on the closing price of the registrant's common stock of \$26.67.

There were 10,217,005 shares of the registrant's common stock outstanding as of June 16, 2011.

**DOCUMENTS INCORPORATED BY REFERENCE**

Portions of the registrant's Proxy Statement to be furnished to stockholders in connection with its 2011 Annual Meeting of Stockholders are incorporated by reference in response to Part III of this report.



## PART I

### Forward-Looking Statements

This Annual Report on Form 10-K and the documents incorporated by reference in this Annual Report on Form 10-K contain "forward-looking statements" within the meaning of the Private Securities Litigation Reform Act of 1995. These forward-looking statements address the Company's future objectives, plans and goals, as well as the Company's intent, beliefs and current expectations regarding future operating performance, and can generally be identified by words such as "may," "will," "should," "could," "believe," "expect," "anticipate," "intend," "plan," "foresee," and other similar words or phrases. Specific events addressed by these forward-looking statements include, but are not limited to:

- new dealership openings;
- same dealership revenue growth;
- future revenue growth;
- receivables growth as related to revenue growth;
- gross margin percentages;
- interest rates;
- future credit losses;
- the Company's business and growth strategies;
- financing the majority of growth from profits; and
- having adequate liquidity to satisfy its capital needs.

These forward-looking statements are based on the Company's current estimates and assumptions and involve various risks and uncertainties. As a result, you are cautioned that these forward-looking statements are not guarantees of future performance, and that actual results could differ materially from those projected in these forward-looking statements. Factors that may cause actual results to differ materially from the Company's projections include those risks described elsewhere in this report, as well as:

- the availability of credit facilities to support the Company's business;
- the Company's ability to underwrite and collect its contracts effectively;
- competition;
- dependence on existing management;
- availability of quality vehicles at prices that will be affordable to customers;
- changes in lending laws or regulations, including but not limited to interest rates allowed in the state of Arkansas; and
- general economic conditions in the markets in which the Company operates, including but not limited to fluctuations in gas prices, grocery prices and employment levels.

The Company undertakes no obligation to update or revise any forward-looking statements, whether as a result of new information, future events or otherwise. You are cautioned not to place undue reliance on these forward-looking statements, which speak only as of the dates on which they are made.

## **Item 1. Business**

### **Business and Organization**

America's Car-Mart, Inc., a Texas corporation initially formed in 1981 (the "Company"), is the largest publicly held automotive retailer in the United States focused exclusively on the "Integrated Auto Sales and Finance" segment of the used car market. References to the Company include the Company's consolidated subsidiaries. The Company's operations are principally conducted through its two operating subsidiaries, America's Car-Mart, Inc., an Arkansas corporation, ("Car-Mart of Arkansas") and Colonial Auto Finance, Inc., an Arkansas corporation, ("Colonial"). Collectively, Car-Mart of Arkansas and Colonial are referred to herein as "Car-Mart." The Company primarily sells older model used vehicles and provides financing for substantially all of its customers. Many of the Company's customers have limited financial resources and would not qualify for conventional financing as a result of limited credit histories or past credit problems. As of April 30, 2011, the Company operated 106 dealerships located primarily in small cities throughout the South-Central United States.

### **Business Strategy**

In general, it is the Company's objective to continue to expand its Integrated Auto Sales and Finance used car operation using the same business model that has been developed by Car-Mart over the last 30 years. This business strategy focuses on:

**Collecting Customer Accounts.** Collecting customer accounts is perhaps the single most important aspect of operating an Integrated Auto Sales and Finance used car business and is a focal point for dealership level and corporate office personnel on a daily basis. The Company measures and monitors the collection results of its dealerships using internally developed delinquency and account loss standards. Substantially all associate incentive compensation is tied directly or indirectly to collection results. Over the last five fiscal years, the Company's annual credit losses as a percentage of sales have ranged from a low of 20.2% in fiscal 2010 to a high of 29.1% in fiscal 2007 (average of 22.7%). The Company believes that it can continue to be successful provided it maintains its credit losses within or below its historical credit loss range. See Item 1A. Risk Factors for further discussion.

**Maintaining a Decentralized Operation.** The Company's dealerships will continue to operate on a decentralized basis. Each dealership is ultimately responsible for buying (via an assigned corporate office purchasing agent) and selling its own vehicles, making credit decisions and collecting the contracts it originates in accordance with established policies and procedures (pricing, proprietary credit scoring, maximum contract terms and down-payment requirements as well as other customer profile data are all monitored centrally). Most customers make their payments in person at one of the Company's dealerships. This decentralized structure is complemented by the oversight and involvement of corporate office management and the maintenance of centralized financial controls, including proprietary credit scoring, establishing standards for down-payments and contract terms as well as an internal compliance function.

**Expanding Through Controlled Organic Growth.** The Company plans to continue to expand its operations by increasing revenues at existing dealerships and opening new dealerships. The Company will continue to view organic growth as its primary source for growth. In fiscal 2007 and into fiscal 2008, the Company decided to slow down its new dealership openings until operational initiatives showed positive results. The focus had been on improving performance of existing dealerships prior to opening significant numbers of new dealerships. Based on significant infrastructure investments made during the last three and one half years and the resulting favorable operating results in recent years, the Company is once again looking to grow dealership

count. The Company ended fiscal 2011 with 106 locations, a net increase of nine locations over the prior year end and current plans are to add one dealership for every ten into the future. These plans, of course, are subject to change based on both internal and external factors.

**Selling Basic Transportation.** The Company will continue to focus on selling basic and affordable transportation to its customers. The Company's average retail sales price was \$9,361 in fiscal 2011. By selling vehicles at this price point, the Company is able to keep the terms of its installment sales contracts relatively short (overall portfolio weighted average of 27.3 months), while requiring relatively low payments.

**Operating in Smaller Communities.** The majority of the Company's dealerships are located in cities and towns with a population of 50,000 or less. The Company believes that by operating in smaller communities it experiences better collection results. Further, the Company believes that operating costs, such as salaries, rent and advertising, are lower in smaller communities than in major metropolitan areas.

**Enhanced Management Talent and Experience.** It has been the Company's practice to try to hire honest and hardworking individuals to fill entry level positions, nurture and develop these associates, and attempt to fill the vast majority of its managerial positions from within the Company. By promoting from within, the Company believes it is able to train its associates in the Car-Mart way of doing business, maintain the Company's unique culture and develop the loyalty of its associates by providing opportunity for advancement. However, the Company has recently focused, to a larger extent, on looking outside of the Company for associates possessing requisite skills and who share the values and appreciate the Company's unique culture developed over the years. The Company has been able to attract quality individuals via its Manager in Training Program as well as other key areas such as Human Resources, Purchasing, Collections, Information Technology and Portfolio Analysis. Management has determined that it will be increasingly difficult to grow the Company without looking for outside talent. The Company's operating success, as well as the negative macro-economic issues have been positive related to recruitment of outside talent and the Company currently expects this to continue.

**Cultivating Customer Relationships.** The Company believes that developing and maintaining a relationship with its customers is critical to the success of the Company. A large percentage of sales at mature dealerships are made to repeat customers, and the Company estimates an additional 10% to 15% of sales result from customer referrals. By developing a personal relationship with its customers, the Company believes it is in a better position to assist a customer, and the customer is more likely to cooperate with the Company should the customer experience financial difficulty during the term of his or her installment contract with the Company. The Company is able to cultivate these relationships as the majority of its customers make their payments in person at one of the Company's dealerships on a weekly or bi-weekly basis.

## **Business Strengths**

The Company believes it possesses a number of strengths or advantages that distinguish it from most of its competitors. These business strengths include:

**Experienced and Motivated Management.** The Company's executive operating officers have an average tenure of over 20 years. Several of Car-Mart's dealership managers have been with the Company for more than 10 years. Each dealership manager is compensated, at least in part, based upon the net income of his or her dealership. A significant portion of the compensation of senior management is incentive based and tied to operating profits.

**Proven Business Practices.** The Company's operations are highly structured. While dealerships are operated on a decentralized basis, the Company has established policies, procedures and business practices for virtually every aspect of a dealership's operations. Detailed on-line operating manuals are available to assist the dealership manager and office, sales and collections personnel in performing their daily tasks. As a result, each dealership is operated in a uniform manner. Further, corporate office personnel monitor the dealerships' operations through weekly visits and a number of daily, weekly and monthly communications and reports.

**Low Cost Operator.** The Company has structured its dealership and corporate office operations to minimize operating costs. The number of associates employed at the dealership level is dictated by the number of active customer accounts each dealership services. Associate compensation is standardized for each dealership position. Other operating costs are closely monitored and scrutinized. Technology is utilized to maximize efficiency. The Company believes its operating costs as a percentage of revenues, or per unit sold, is among the lowest in the industry.

**Well Capitalized / Limited External Capital Required for Growth.** As of April 30, 2011, the Company's debt to equity ratio was 0.25 to 1.0 (Revolving credit facilities and notes payable divided by Total Stockholders Equity on the Consolidated Balance Sheet), which the Company believes is lower than its competitors. Further, the Company believes it can fund a significant amount of its planned growth from net income generated from operations. Of the external capital that will be needed to fund growth, the Company plans to draw on its existing credit facilities, or renewals or replacements of those facilities.

**Significant Expansion Opportunities.** The Company generally targets smaller communities in which to locate its dealerships (i.e., populations from 20,000 to 50,000), but is also successful in larger cities such as Tulsa, Oklahoma, Lexington, Kentucky, Springfield, Missouri and Little Rock, Arkansas. The Company believes there are numerous suitable communities within the eight states and other contiguous states in which the Company currently operates to satisfy anticipated dealership growth for the next several years. As previously discussed, the Company plans to add one dealership for every ten going forward depending upon operational success. Existing dealerships will continue to be analyzed to ensure that they are producing desired results and have potential to provide adequate returns on invested capital.

## **Operations**

**Operating Segment.** Each dealership is an operating segment with its results regularly reviewed by the Company's chief operating decision maker in an effort to make decisions about resources to be allocated to the segment and to assess its performance. Individual dealerships meet the aggregation criteria under the current accounting guidance. The Company operates in the Integrated Auto Sales and Finance segment of the used car market. In this industry, the nature of the sale and the financing of the transaction, financing processes, the type of customer and the methods used to distribute the Company's products and services, including the actual servicing of the contracts as well as the regulatory environment in which the Company operates all have similar characteristics. Each of our individual dealerships is similar in nature and only engages in the selling and financing of used vehicles. All individual dealerships have similar operating characteristics. As such, individual dealerships have been aggregated into one reportable segment.

**Dealership Organization.** Dealerships are operated on a decentralized basis. Each dealership is responsible for buying (with the assistance of a corporate office buyer) and selling vehicles, making credit decisions, and servicing and collecting the installment contracts it originates. Dealerships also maintain their own records and make daily deposits. Dealership-level financial statements are prepared by the corporate office on a monthly basis. Depending on the number of active customer accounts, a dealership may have as few as three or as many as 28 full-time associates employed at that location. Associate positions at a large dealership may include a dealership manager, assistant dealership manager, manager trainee, office manager, assistant office manager, service manager, buyer, collections personnel, salesmen and dealership attendants. Dealerships are generally open Monday through Saturday from 9:00 a.m. to 6:00 p.m. The Company has both regular and satellite dealerships. Satellite dealerships are similar to regular dealerships, except that they tend to be smaller, sell fewer vehicles and their financial performance is not captured in a stand-alone financial statement, but rather is included in the financial results of the sponsoring regular dealership.

**Dealership Locations and Facilities.** Below is a summary of dealerships opened during the fiscal years ended April 30, 2011, 2010 and 2009:

	Years Ended April 30,		
	2011	2010	2009
Dealerships at beginning of year	97	93	91
New dealerships opened/acquired	9	5	2
Dealerships closed	-	(1)	-
Dealerships at end of year	<u>106</u>	<u>97</u>	<u>93</u>

Below is a summary of dealership locations by state as of April 30, 2011, 2010 and 2009:

Dealerships by State	As of April 30,		
	2011	2010	2009
Arkansas	37	36	36
Oklahoma	20	20	17
Texas	14	14	13
Missouri	13	12	11
Kentucky	9	8	9
Alabama	8	5	5
Tennessee	4	1	1
Indiana	1	1	1
Total	<u>106</u>	<u>97</u>	<u>93</u>

Dealerships are typically located in smaller communities. As of April 30, 2011, approximately 70% of the Company's dealerships were located in cities with populations of less than 50,000. Dealerships are located on leased or owned property between one and three acres in size. When opening a new dealership the Company will typically use an existing structure on the property to conduct business, or purchase a modular facility while business at the new location develops. Dealership facilities typically range in size from 1,500 to 5,000 square feet.

**Purchasing.** The Company purchases vehicles primarily through wholesalers, new car dealers, individuals and from auctions. The majority of vehicle purchasing is performed by the Company's buyers, although certain dealership managers are authorized to purchase vehicles. A buyer will purchase vehicles for one to three dealerships depending on the size of the dealerships. Buyers report to the dealership manager, or managers, for whom they make purchases, and to a regional purchasing director. The regional purchasing directors report to the Vice President of Purchasing. The Company centrally monitors the quantity and quality of vehicles purchased and continuously compares the cost of vehicles purchased to outside valuation sources and holds responsible parties accountable for results.

Generally, the Company's buyers purchase vehicles between six and 10 years of age with 90,000 to 130,000 miles, and pay between \$3,000 and \$6,000 per vehicle. The Company focuses on providing basic transportation to its customers. The Company generally does not purchase sports cars or luxury cars. Some of the more popular vehicles the Company sells include the Ford Taurus, Pontiac Grand Prix, Dodge Ram Pickup, Ford Explorer and the Ford Ranger. The Company sells a significant number of trucks and sport utility vehicles. The Company's buyers inspect and test-drive almost every vehicle they purchase. Buyers attempt to purchase vehicles that require little or no repair as the Company has limited facilities to repair or recondition vehicles.

**Selling, Marketing and Advertising.** Dealerships generally maintain an inventory of 25 to 100 vehicles depending on the maturity of the dealership. Inventory turns over approximately 9 to 10 times each year. Selling is done principally by the dealership manager, assistant manager, manager trainee or sales associate. Sales associates are paid a commission for sales that they make in addition to an hourly wage. Sales are made on an "as is" basis; however, customers are given an option to purchase a five month or 5,500 mile service contract for \$395 which covers certain vehicle components and assemblies. For covered components and assemblies, the Company coordinates service with third party service centers with which the Company typically has previously negotiated labor rates and mark-up percentages on parts. Substantially all of the Company's customers elect to purchase a service contract when purchasing a vehicle. Additionally, the Company offers its customers a payment protection plan product. This product contractually obligates the Company to cancel the remaining amount owed on a contract where the vehicle has been totaled, as defined in the plan, or the vehicle has been stolen. This product is available in most of the states in which the Company operates and substantially all customers elect to purchase this product when purchasing a vehicle in those states.

The Company's objective is to offer its customers basic transportation at a fair price and treat each customer in such a manner as to earn his or her repeat business. The Company attempts to build a positive reputation in each community where it operates and generate new business from such reputation as well as from customer referrals. The Company estimates that approximately 10% to 15% of the Company's sales result from customer referrals. The Company recognizes repeat customers with silver, gold and platinum plaques representing the purchase of 5, 10 and 15 vehicles, respectively. These plaques are prominently displayed at the dealership where the vehicles were purchased. For mature dealerships, a large percentage of sales are to repeat customers.

The Company primarily advertises in local newspapers, on the radio and television. In addition, the Company periodically conducts promotional sales campaigns in order to increase sales.

**Underwriting and Finance.** The Company provides financing to substantially all of its customers who purchase a vehicle at one of its dealerships. The Company only provides financing to its customers for the purchase of its vehicles, and the Company does not provide any type of financing to non-customers. The Company's installment sales contracts typically include down payments ranging from 0% to 17% (average of 7%), terms ranging from 12 months to 36 months (average of 27.3 months), and annual interest charges ranging from 5.5% to 19% (weighted average of 14.4% at April 30, 2011). The Company requires that payments be made on a weekly, bi-weekly, semi-monthly or monthly basis to coincide with the day the customer is paid by his or her employer. Upon the customer and the Company reaching a preliminary agreement as to financing terms, the Company obtains a credit application from the customer which includes information regarding employment, residence and credit history, personal references and a detailed budget itemizing the customer's monthly income and expenses. Certain information is then verified by Company personnel. After the verification process, the dealership manager makes the decision to accept, reject or modify (perhaps obtain a greater down payment or require an acceptable co-buyer or suggest a lower priced vehicle) the proposed transaction. In general, the dealership manager attempts to assess the stability and character of the applicant. The dealership manager who makes the credit decision is ultimately responsible for collecting the contract, and his or her compensation is directly related to the collection results of his or her dealership. The Company provides centralized support to the dealership manager in the form of a proprietary credit scoring system and other supervisory assistance to assist with the credit decision. Credit quality is monitored centrally by corporate office personnel on a daily, weekly and monthly basis.

**Collections.** All of the Company's retail installment contracts are serviced by Company personnel at the dealership level. The majority of the Company's customers make their payments in person at the dealership where they purchased their vehicle, although some customers send their payments through the mail. Each dealership closely monitors its customer accounts using the Company's proprietary receivables and collections software that stratifies past due accounts by the number of days past due. The Company also has a corporate collections team, led by the Director of Collections Practices and Review, which monitors policies, procedures

and the status of accounts at the dealership level. The Company believes that the timely response to past due accounts is critical to its collections success.

The Company has established standards with respect to the percentage of accounts one and two weeks past due, the percentage of accounts three or more weeks past due, and for larger dealerships, one and two weeks past due, 15 to 44 days past due and 45-plus days past due (delinquency standards), and the percentage of accounts where the vehicle was repossessed or the account was charged off that month (account loss standard).

The Company works very hard to keep its delinquency percentages low and not to repossess vehicles. Accounts one day late are sent a notice in the mail. Accounts three days late are contacted by telephone. Notes from each telephone contact are electronically maintained in the Company's computer system. If a customer becomes severely delinquent in his or her payments, and management determines that timely collection of future payments is not probable, the Company will take steps to repossess the vehicle. The Company attempts to resolve payment delinquencies amicably prior to repossessing a vehicle. Periodically, the Company enters into contract modifications with its customers to extend the payment terms. The Company only enters into a contract modification or extension if it believes such action will increase the amount of monies the Company will ultimately realize on the customer's account. At the time of modification, the Company expects to collect amounts due including accrued interest at the contractual interest rate for the period of delay. Other than the extension of additional time, concessions are not granted to customers at the time of modifications. Modifications are minor and are made for pay-day changes, minor vehicle repairs and other reasons. For those vehicles that are repossessed, the majority are returned or surrendered by the customer on a voluntary basis. Other repossessions are performed by Company personnel or third party repossession agents. Depending on the condition of a repossessed vehicle, it is either resold on a retail basis through a Company dealership, or sold for cash on a wholesale basis primarily through physical and/or on-line auctions.

**New Dealership Openings.** Senior management, with the assistance of the corporate office staff, will make decisions with respect to the communities in which to locate a new dealership and the specific sites within those communities. New dealerships have historically been located in the general proximity of existing dealerships to facilitate the corporate office's oversight of the Company's dealerships. The Company currently intends to add one new location for every 10 existing locations into the future, subject to favorable operating performance.

The Company's approach with respect to new dealership openings has been one of gradual development. The manager in charge of a new dealership is normally a recently promoted associate who was an assistant manager at a larger dealership or a manager trainee. The corporate office provides significant resources and support with pre-opening and initial operations of new dealerships. The facility may be of a modular nature or an existing structure. Historically, new dealerships have operated with a low level of inventory and personnel. As a result of the modest staffing level, the new dealership manager performs a variety of duties (i.e., selling, collecting and administrative tasks) during the early stages of his or her dealership's operations. As the dealership develops and the customer base grows, additional staff is hired. Recently, the Company has raised its volume expectation level of new locations somewhat as infrastructure improvements related to new dealership openings have improved.

Typically, monthly sales levels at new dealerships are substantially less than sales levels at mature dealerships. Over time, new dealerships gain recognition in their communities, and a combination of customer referrals and repeat business generally facilitate sales growth. Sales growth at new dealerships can exceed 10% per year for a number of years. Historically, mature dealerships typically experience annual sales growth, but at a lower percentage than new dealerships. However, in 2007 the Company did experience a decrease in sales at mature dealerships as it focused on improving the quality of sales in response to increased credit losses. In 2008, the historical sales trend returned as operational initiatives showed success and the Company was able to support higher sales levels as a result. Sales have continued to increase in fiscal 2009 by 9.2%, fiscal 2010 by 13% and in fiscal 2011 by 11% primarily due to same dealership growth.

New dealerships are generally provided with approximately \$1.5 million to \$2 million in capital from the corporate office during the first 18 to 24 months of operation. These funds are used principally to fund receivables growth. After this 12 to 24 month start-up period, new dealerships can typically become cash flow positive allowing for some continuing growth in receivables without additional capital from the corporate office. As these dealerships become cash flow positive a decision is made by senior management to either increase the investment due to favorable return rates on the invested capital, or to deploy capital elsewhere. This limitation of capital to new, as well as existing, dealerships serves as an important operating discipline. Essentially, dealerships must be profitable in order to grow and typically new dealerships are profitable within the first year of opening.

**Corporate Office Oversight and Management.** The corporate office, based in Bentonville, Arkansas, consists of area operations managers, regional vice presidents, regional purchasing directors, a vice president of purchasing, a sales director, a director of collections practices and review, compliance auditors, a vice president of human resources, associate and management development personnel, accounting and management information systems personnel, administrative personnel and senior management. The corporate office monitors and oversees dealership operations. The Company's dealerships transmit and submit operating and financial information and reports to the corporate office on a daily, weekly and monthly basis. This information includes cash receipts and disbursements, inventory and receivables levels and statistics, receivables agings and sales and account loss data. The corporate office uses this information to compile Company-wide reports, plan dealership visits and prepare monthly financial statements.

Periodically, area operations managers, regional vice presidents, compliance auditors and senior management visit the Company's dealerships to inspect, review and comment on operations. The corporate office assists in training new managers and other dealership level associates. Compliance auditors visit dealerships quarterly to ensure policies and procedures are being followed and that the Company's assets are being safeguarded. In addition to financial results, the corporate office uses delinquency and account loss standards and a point system to evaluate a dealership's performance. Also, bankrupt and legal action accounts and other accounts that have been written off at dealerships are handled by the corporate office in an effort to allow dealership personnel time to focus on more current accounts.

The Company's dealership managers meet monthly on an area, regional or Company-wide basis. At these meetings, corporate office personnel provide training and recognize achievements of dealership managers. Near the end of every fiscal year, the respective area operations manager, regional vice president and senior management conduct "projection" meetings with each dealership manager. At these meetings, the year's results are reviewed and ranked relative to other dealerships, and both quantitative and qualitative goals are established for the upcoming year. The qualitative goals may focus on staff development, effective delegation, and leadership and organization skills. Quantitatively, the Company establishes unit sales goals and profit goals based on invested capital and, depending on the circumstances, may establish delinquency, account loss or expense goals.

The corporate office is also responsible for establishing policy, maintaining the Company's management information systems, conducting compliance audits, orchestrating new dealership openings and setting the strategic direction for the Company.

## **Industry**

**Used Car Sales.** The market for used car sales in the United States is significant. Used car retail sales typically occur through franchised new car dealerships that sell used cars or independent used car dealerships. The Company operates in the Integrated Auto Sales and Finance segment of the independent used car sales and finance market. Integrated Auto Sales and Finance dealers sell and finance used cars to individuals with limited credit histories or past credit problems. Integrated Auto Sales and Finance dealers typically offer their customers certain advantages over more traditional financing sources, such as broader and more flexible underwriting guidelines, flexible payment terms (including scheduling payments on a weekly or bi-weekly basis to coincide



with a customer's payday), and the ability to make payments in person, an important feature to individuals who may not have a checking account.

**Used Car Financing.** The used automobile financing industry is served by traditional lending sources such as banks, savings and loans, and captive finance subsidiaries of automobile manufacturers, as well as by independent finance companies and Integrated Auto Sales and Finance dealers. Many loans that flow through the more traditional sources have historically ended up packaged in the securitization markets. Despite significant opportunities, many of the traditional lending sources do not consistently provide financing to individuals with limited credit histories or past credit problems. Management believes traditional lenders avoid this market because of its high credit risk and the associated collections efforts. There has been a further constriction in the financing sources that exist for the deep sub-prime automobile market since the financial crisis in 2008 and the resulting recession. Since the Company does not rely on securitizations as a financing source, it has been largely unaffected by the credit constrictions and has been able to continue to grow its revenue level and receivable base.

### **Competition**

The used automotive retail industry is highly competitive and fragmented. The Company competes principally with other independent Integrated Auto Sales and Finance dealers, and to a lesser degree with (i) the used vehicle retail operations of franchised automobile dealerships, (ii) independent used vehicle dealers, and (iii) individuals who sell used vehicles in private transactions. The Company competes for both the purchase and resale of used vehicles.

Management believes the principal competitive factors in the sale of its used vehicles include (i) the availability of financing to consumers with limited credit histories or past credit problems, (ii) the breadth and quality of vehicle selection, (iii) pricing, (iv) the convenience of a dealership's location, (v) the option to purchase a service contract and/or a payment protection plan, and (vi) customer service. Management believes that its dealerships are competitive in each of these areas.

### **Seasonality**

The Company's third fiscal quarter (November through January) was historically the slowest period for vehicle sales. Conversely, the Company's first and fourth fiscal quarters (May through July and February through April) were historically the busiest times for vehicle sales. Therefore, the Company generally realized a higher proportion of its revenue and operating profit during the first and fourth fiscal quarters. However, during recent fiscal years, tax refund anticipation sales have begun in early November and continued through January (the Company's third fiscal quarter). The success of the tax refund anticipation sales effort has led to higher sales levels during the third fiscal quarters and the Company expects this trend to continue in future periods. However, a shift in the timing of actual tax refund dollars in the Company's markets shifted sales and collections from the third to the fourth quarter in fiscal 2011 and is expected to have a similar effect in future years. If conditions arise that impair vehicle sales during the first, third or fourth fiscal quarters, the adverse effect on the Company's revenues and operating results for the year could be disproportionately large.

### **Regulation and Licensing**

The Company's operations are subject to various federal, state and local laws, ordinances and regulations pertaining to the sale and financing of vehicles. Under various state laws, the Company's dealerships must obtain a license in order to operate or relocate. These laws also regulate advertising and sales practices. The Company's financing activities are subject to federal truth-in-lending and equal credit opportunity regulations as well as state and local motor vehicle finance laws, installment finance laws, usury laws and other installment sales laws. Among other things, these laws require that the Company limit or prescribe terms of the contracts it originates, require specified disclosures to customers, restrict collections practices, limit the Company's right to repossess and sell collateral, and prohibit discrimination against customers on the basis of certain characteristics including age, race, gender and marital status. Additionally, the Company anticipates that it could be subject to new

regulations in connection with federal legislation that has been enacted by the United States Congress to establish a Bureau of Consumer Financial Protection (“Bureau”) with potentially broad regulatory powers over consumer credit products such as those offered by the Company. The provisions of this legislation are in the early stages of implementation, and until the Bureau has become operative and begins to propose rules and regulations that apply to consumer credit activities, it is not possible to accurately predict what effect the Bureau will have on the business.

The states in which the Company operates impose limits on interest rates the Company can charge on its installment contracts. These limits have generally been based on either (i) a specified margin above the federal primary credit rate, (ii) the age of the vehicle, or (iii) a fixed rate. Management believes the Company is in compliance in all material respects with all applicable federal, state and local laws, ordinances and regulations. However, the adoption of additional laws, changes in the interpretation of existing laws, or the Company’s entrance into jurisdictions with more stringent regulatory requirements could have a material adverse effect on the Company’s used vehicle sales and finance business.

**Employees**

As of April 30, 2011, the Company, including its consolidated subsidiaries, employed approximately 1,025 full time associates. None of the Company’s employees are covered by a collective bargaining agreement and the Company believes that its relations with its employees are good.

**Available Information**

The Company’s website is located at [www.car-mart.com](http://www.car-mart.com). The Company makes available on this website, free of charge, access to its annual report on Form 10-K, quarterly reports on Form 10-Q, current reports on Form 8-K and all amendments to those reports, as well as proxy statements and other information the Company files with, or furnishes to, the Securities and Exchange Commission (“SEC”) as soon as reasonably practicable after the Company electronically submits this material to the SEC. The information contained on the website or available by hyperlink from the website is not incorporated into this Annual Report on Form 10-K or other documents the Company files with, or furnishes to, the SEC.

**Executive Officers of the Registrant**

The following table provides information regarding the executive officers of the Company as of April 30, 2011:

<u>Name</u>	<u>Age</u>	<u>Position with the Company</u>
William H. Henderson.....	47	Vice Chairman of the Board, President, Chief Executive Officer and Director
Eddie L. Hight.....	48	Chief Operating Officer
Jeffrey A. Williams .....	48	Chief Financial Officer, Vice President Finance and Secretary

**William H. Henderson** has served as Vice Chairman of the Board since May 2004, as President of the Company since May 2002, and as Chief Executive Officer of the Company since October 2007. Mr. Henderson has also served as a director of the Company since September 2002. From 1999 until May 2002, Mr. Henderson served as Chief Operating Officer of Car-Mart. From 1992 through 1998, Mr. Henderson served as General Manager of Car-Mart. From 1987 to 1992, Mr. Henderson primarily held the positions of District Manager and Regional Manager at Car-Mart.

**Eddie L. Hight** has served as Chief Operating Officer of the Company since May 2002. From 1984 until May 2002, Mr. Hight held a number of positions at Car-Mart including Dealership Manager and Regional Manager.

**Jeffrey A. Williams** has served as Chief Financial Officer, Vice President Finance and Secretary of the Company since October 1, 2005. From October 2004 until his employment by the Company, he served as the Chief Financial Officer of Budgettext Corporation, a distributor of new and used textbooks. From February 2004 to October 2004, Mr. Williams was the President and founder of Clearview Enterprises, LLC, a regional distributor of animal health products. From January 1999 to January 2004, Mr. Williams was Chief Financial Officer and Vice President of Operations of Wynco, LLC, a nationwide distributor of animal health products.

#### **Item 1A. Risk Factors**

The Company is subject to various risks. The following is a discussion of risks that could materially and adversely affect the Company's business, operating results, and financial condition.

*The Company may have a higher risk of delinquency and default than traditional lenders because it finances its sales of used vehicles to credit-impaired borrowers.*

Substantially all of the Company's automobile contracts involve financing to individuals with impaired or limited credit histories, or higher debt-to-income ratios than permitted by traditional lenders. Financing made to borrowers who are restricted in their ability to obtain financing from traditional lenders generally entail a higher risk of delinquency, default and repossession, and higher losses than financing made to borrowers with better credit. Delinquency interrupts the flow of projected interest income and repayment of principal from a contract, and a default can ultimately lead to a loss if the net realizable value of the automobile securing the contract is insufficient to cover the principal and interest due on the contract or the vehicle cannot be recovered. The Company's profitability depends, in part, upon its ability to properly evaluate the creditworthiness of non-prime borrowers and efficiently service such contracts. Although the Company believes that its underwriting criteria and collection methods enable it to manage the higher risks inherent in financing made to non-prime borrowers, no assurance can be given that such criteria or methods will afford adequate protection against such risks. If the Company experiences higher losses than anticipated, its financial condition, results of operations and business prospects could be materially and adversely affected.

*The Company's allowance for credit losses may not be sufficient to cover actual credit losses, which could adversely affect its financial condition and operating results.*

From time to time, the Company has to recognize losses resulting from the inability of certain borrowers to pay contracts and the insufficient realizable value of the collateral securing contracts. The Company maintains an allowance for credit losses in an attempt to cover credit losses inherent in its contract portfolio. Additional credit losses will likely occur in the future and may occur at a rate greater than the Company has experienced to date. The allowance for credit losses is based primarily upon historical credit loss experience, with consideration given to delinquency levels, collateral values, economic conditions and underwriting and collections practices. This evaluation is inherently subjective as it requires estimates of material factors that may be susceptible to significant change. If the Company's assumptions and judgments prove to be incorrect, its current allowance may not be sufficient and adjustments may be necessary to allow for different economic conditions or adverse developments in its contract portfolio which could adversely affect the Company's financial condition and results of operations.

*A reduction in the availability or access to sources of inventory would adversely affect the Company's business by increasing the costs of vehicles purchased.*

The Company acquires vehicles primarily through wholesalers, new car dealers, individuals and auctions. There can be no assurance that sufficient inventory will continue to be available to the Company or will be

available at comparable costs. Any reduction in the availability of inventory or increases in the cost of vehicles would adversely affect gross margin percentages as the Company focuses on keeping payments affordable to its customer base. The Company could have to absorb cost increases. The overall new car sales volumes in the United States have decreased dramatically in the last few years and this has had and could continue to have a significant negative effect on the supply of vehicles available to the Company in future periods. The recent earthquake and tsunami in Japan has had a negative effect on new vehicle sales which could affect used vehicle availability in future years.

*The used automotive retail industry is highly competitive and fragmented, which could result in increased costs to the Company for vehicles and adverse price competition.*

The Company competes principally with other independent Integrated Auto Sales and Finance dealers, and to a lesser degree with (i) the used vehicle retail operations of franchised automobile dealerships, (ii) independent used vehicle dealers, and (iii) individuals who sell used vehicles in private transactions. The Company competes for both the purchase and resale of used vehicles. The Company's competitors may sell the same or similar makes of vehicles that Car-Mart offers in the same or similar markets at competitive prices. Increased competition in the market, including new entrants to the market, could result in increased wholesale costs for used vehicles and lower-than-expected vehicle sales and margins. Further, if any of the Company's competitors seek to gain or retain market share by reducing prices for used vehicles, the Company would likely reduce its prices in order to remain competitive, which may result in a decrease in its sales and profitability and require a change in its operating strategies.

*The used automotive retail industry operates in a highly regulated environment with significant attendant compliance costs and penalties for non-compliance.*

The used automotive retail industry is subject to a wide range of federal, state, and local laws and regulations, such as local licensing requirements and laws regarding advertising, vehicle sales, financing, and employment practices. Facilities and operations are also subject to federal, state, and local laws and regulations relating to environmental protection and human health and safety. The violation of these laws and regulations could result in administrative, civil, or criminal penalties against the Company or in a cease and desist order. As a result, the Company has incurred, and will continue to incur, capital and operating expenditures, and other costs in complying with these laws and regulations. Further, over the past several years, private plaintiffs and federal, state, and local regulatory and law enforcement authorities have increased their scrutiny of advertising, sales, and finance and insurance activities in the sale of motor vehicles. Additionally, the Company anticipates that it could be subject to additional regulations under the newly established federal Consumer Financial Protection Bureau, which has broad regulatory powers over consumer credit products such as those offered by the Company.

*Inclement weather can adversely impact the Company's operating results.*

The occurrence of weather events, such as rain, snow, wind, storms, hurricanes, or other natural disasters, which adversely affect consumer traffic at the Company's automotive dealerships, could negatively impact the Company's operating results.

*Recent and future disruptions in domestic and global economic and market conditions could have adverse consequences for the used automotive retail industry in the future and may have greater consequences for the non-prime segment of the industry.*

In the normal course of business, the used automotive retail industry is subject to changes in regional U.S. economic conditions, including, but not limited to, interest rates, gasoline prices, inflation, personal discretionary spending levels, and consumer sentiment about the economy in general. Recent and future disruptions in domestic and global economic and market conditions could adversely affect consumer demand and/or increase the Company's costs, resulting in lower profitability for the Company. Due to the Company's focus on non-prime customers, its actual rate of delinquencies, repossessions and credit losses on contracts could be higher under

adverse economic conditions than those experienced in the automotive retail finance industry in general. The Company is unable to predict with certainty the future impact which the most recent global economic conditions will have on consumer demand in our markets or on the Company's costs.

*If an appeal related to the constitutional amendment for allowable interest rates in Arkansas is successful, a decrease in interest rates will have an adverse effect on the Company's profitability.*

The Company's earnings are impacted by its net interest income, which is the difference between the income earned on interest-bearing assets and the interest paid on interest-bearing notes payable. The Company's finance receivables generally bear interest at fixed rates ranging from 5.5% to 19%, while its revolving notes payable contain variable interest rates that fluctuate with market interest rates. However, interest rates charged on finance receivables originated in the State of Arkansas have, until recently, been limited to the federal primary credit rate (currently .75%) plus 5%. Typically, the Company has charged interest on its Arkansas contracts at or near the maximum rate allowed by law. Thus, while the interest rates charged on the Company's contracts do not fluctuate once established, new contracts originated in Arkansas were set at a spread above the federal primary credit rate which does fluctuate. At April 30, 2011, approximately 45% of the Company's finance receivables were originated in Arkansas. The long-term effect of decreases in the federal primary credit rate generally had a negative effect on the profitability of the Company because the amount of interest income lost on Arkansas originated contracts would likely exceed the amount of interest expense saved on the Company's variable rate borrowings. Effective June 26, 2009, the Company began charging 12% on contracts originated in Arkansas. This was due to the passage by the U.S. Congress of the Supplemental Appropriations Act of 2009 which was signed into law on June 24, 2009. Within this legislation was a provision that allowed the Company to charge up to 17% on financed sales to customers in Arkansas, which expired via a sunset clause on December 31, 2010. On November 2, 2010, voters in Arkansas approved a state constitutional amendment to allow up to 17% interest for non-bank loans and contracts in the state effectively making the Federal legislation permanent. An appeal of litigation challenging the constitutionality of the amendment has been filed with the Arkansas Supreme Court. The Company will continue to monitor the status of this appeal and anticipates a final resolution soon. If the appeal is successful and the amendment is stricken we could be subject to lower interest rate limits in Arkansas, which would adversely affect the Company's profitability.

*The Company's business is geographically concentrated; therefore, the Company's results of operations may be adversely affected by unfavorable conditions in its local markets.*

The Company's performance is subject to local economic, competitive, and other conditions prevailing in the eight states where the Company operates. The Company provides financing in connection with the sale of substantially all of its vehicles. These sales are made primarily to customers residing in Alabama, Arkansas, Oklahoma, Tennessee, Texas, Kentucky and Missouri, with approximately 45% of revenues resulting from sales to Arkansas customers. The Company's current results of operations depend substantially on general economic conditions and consumer spending habits in these local markets. Any decline in the general economic conditions or decreased consumer spending in these markets may have a negative effect on the Company's results of operations.

*The Company's success depends upon the continued contributions of its management teams and the ability to attract and retain qualified employees.*

The Company is dependent upon the continued contributions of its management teams. Because the Company maintains a decentralized operation in which each dealership is responsible for buying and selling its own vehicles, making credit decisions and collecting contracts it originates, the key employees at each dealership are important factors in the Company's ability to implement its business strategy. Consequently, the loss of the services of key employees could have a material adverse effect on the Company's results of operations. In addition, when the Company decides to open new dealerships, the Company will need to hire additional personnel. The market for qualified employees in the industry and in the regions in which the Company operates is highly competitive and may subject the Company to increased labor costs during periods of low unemployment.

*The Company's business is dependent upon the efficient operation of its information systems.*

The Company relies on its information systems to manage its sales, inventory, consumer financing, and customer information effectively. The failure of the Company's information systems to perform as designed, or the failure to maintain and continually enhance or protect the integrity of these systems, could disrupt the Company's business, impact sales and profitability, or expose the Company to customer or third-party claims.

*Changes in the availability or cost of capital and working capital financing could adversely affect the Company's growth and business strategies and the recent volatility and disruption of the capital and credit markets, and adverse changes in the global economy, could have a negative impact on the Company's ability to access the credit markets in the future and/or obtain credit on favorable terms.*

The Company generates cash from income from continuing operations. The cash is primarily used to fund finance receivables growth. To the extent finance receivables growth exceeds income from continuing operations, generally the Company increases its borrowings under its revolving credit facilities to provide the cash necessary to fund installment sales contracts. On a long-term basis, the Company expects its principal sources of liquidity to consist of income from continuing operations and borrowings under revolving credit facilities and/or fixed interest term loans. Any adverse changes in the Company's ability to borrow under revolving credit facilities or fixed interest term loans, or any increase in the cost of such borrowings, would likely have a negative impact on the Company's ability to finance receivables growth which would adversely affect the Company's growth and business strategies. Further, the Company's current credit facilities contain various reporting and financial performance covenants. Any failure of the Company to comply with these covenants could have a material adverse effect on the Company's ability to implement its business strategy.

The capital and credit markets have remained tight as a result of adverse economic conditions that have caused the failure and near failure of a number of large financial services companies in the past three years. While currently these conditions have not impaired the Company's ability to access the credit markets and finance its operations, there can be no assurance that there will not be a further deterioration in the financial markets. If the capital and credit markets experience further disruptions and the availability of funds remains low, it is possible that the Company's ability to access the capital and credit markets may be limited or available on less favorable terms at a time when the Company would like, or need, to do so, which could have an impact on the Company's ability to refinance maturing debt or react to changing economic and business conditions. In addition, if current global economic conditions persist for an extended period of time or worsen substantially, the Company's business may suffer in a manner which could cause the Company to fail to satisfy the financial and other restrictive covenants under its credit facilities.

*The Company's growth strategy is dependent upon the following factors:*

- *Availability of suitable dealership sites.* Our ability to open new dealerships is subject to the availability of suitable dealership sites in locations and on terms favorable to the Company. If and when the Company decides to open new dealerships, the inability to acquire suitable real estate, either through lease or purchase, at favorable terms could limit the expansion of the Company's dealership base. In addition, if a new dealership is unsuccessful and we are forced to close the dealership, we could incur additional costs if we are unable to dispose of the property in a timely manner or on terms favorable to the Company. Any of these circumstances could have a material adverse effect on the Company's expansion strategy and future operating results.
- *Ability to attract and retain management for new dealerships.* The success of new dealerships is dependent upon the Company being able to hire and retain additional competent personnel. The market for qualified employees in the industry and in the regions in which the Company operates is highly competitive. If we are unable to hire and retain qualified and competent personnel to operate our new dealerships, these dealerships may not be profitable, which could have a material adverse effect on our future financial condition and operating results.

- *Availability and cost of vehicles.* The cost and availability of sources of inventory could affect the Company's ability to open new dealerships. The overall new car sales volumes in the United States have decreased dramatically in the last few years and this could potentially have a significant negative effect on the supply of vehicles at appropriate prices available to the Company in future periods. This could make it difficult to supply appropriate levels of inventory for an increasing number of dealerships without significant additional costs, which could limit our future sales or reduce future profit margins if we are required to incur substantially higher costs to maintain appropriate inventory levels.
- *Acceptable levels of credit losses at new dealerships.* Credit losses tend to be higher at new dealerships due to fewer repeat customers and less experienced associates. Therefore, the opening of new dealerships tends to increase our overall credit losses. In addition, our new dealerships may experience higher than anticipated credit losses, which may require us to incur additional costs to reduce future credit losses or to close the underperforming locations altogether. Any of these circumstances could have a material adverse effect on our future financial condition and operating results.

*The Company's business is subject to seasonal fluctuations.*

The Company's third fiscal quarter (November through January) was historically the slowest period for vehicle sales. Conversely, the Company's first and fourth fiscal quarters (May through July and February through April) were historically the busiest times for vehicle sales. Therefore, the Company generally realized a higher proportion of its revenue and operating profit during the first and fourth fiscal quarters. However, during recent fiscal years, tax refund anticipation sales have begun in early November and continued through January (the Company's third fiscal quarter). The success of the tax refund anticipation sales effort has led to higher sales levels during the third fiscal quarters and the Company expects this trend to continue in future periods. However, a shift in the timing of actual tax refund dollars in the Company's markets shifted sales and collections from the third to the fourth quarter in fiscal 2011 and is expected to have a similar effect in future years. If conditions arise that impair vehicle sales during the first, third or fourth fiscal quarters, the adverse effect on the Company's revenues and operating results for the year could be disproportionately large.

#### **Item 1B. Unresolved Staff Comments**

Not applicable.

#### **Item 2. Properties**

As of April 30, 2011, the Company leased approximately 75% of its facilities, including dealerships and the Company's corporate offices. These facilities are located principally in the states of Alabama, Arkansas, Oklahoma, Tennessee, Texas, Kentucky and Missouri. The Company's corporate offices are located in approximately 12,000 square feet of leased space in Bentonville, Arkansas. For additional information regarding the Company's properties, see "Contractual Payment Obligations" and "Off-Balance Sheet Arrangements" under Item 7 of Part II.

#### **Item 3. Legal Proceedings**

In the ordinary course of business, the Company has become a defendant in various types of legal proceedings. While the outcome of these proceedings cannot be predicted with certainty, the Company does not expect the final outcome of any of these proceedings, individually or in the aggregate, to have a material adverse effect on the Company's financial position, results of operations or cash flows.

#### **Item 4. Reserved**

**PART II**

**Item 5. Market for Registrant's Common Equity, Related Stockholder Matters and Issuer Purchases of Equity Securities**

**General**

The Company's common stock is traded on the NASDAQ Global Select Market under the symbol CRMT. The following table sets forth, by fiscal quarter, the high and low sales prices reported by NASDAQ for the Company's common stock for the periods indicated.

	Fiscal 2011		Fiscal 2010	
	<u>High</u>	<u>Low</u>	<u>High</u>	<u>Low</u>
First quarter	\$ 27.20	\$ 20.40	\$ 21.98	\$ 13.93
Second quarter	27.48	21.27	25.69	18.37
Third quarter	30.10	24.11	27.25	20.17
Fourth quarter	27.30	22.77	27.32	22.27

As of June 16, 2011, there were approximately 941 shareholders of record. This number excludes stockholders holding the Company's common stock as "beneficial owners" under nominee security position listings.

We currently maintain two compensation plans, the Stock Incentive Plan and the 2007 Stock Option Plan, which provide for the issuance of stock-based compensation to directors, officers and other employees. These plans have been approved by the stockholders. The following table sets forth information regarding outstanding options and shares reserved for future issuance under the foregoing plans as of April 30, 2011:

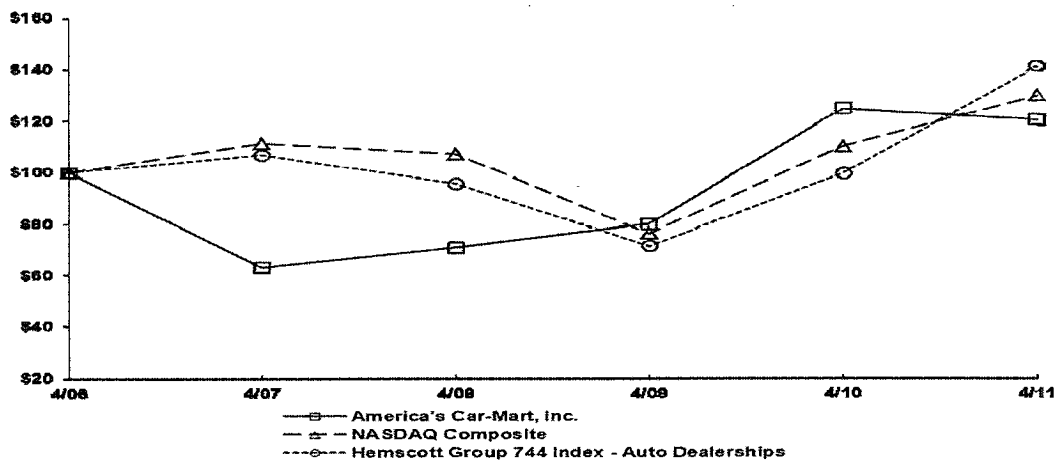
<b>Plan Category</b>	<b>Number of securities to be issued upon exercise of outstanding options, warrants and rights</b>	<b>Weighted-average exercise price of outstanding options, warrants and rights</b>	<b>Number of securities remaining available for future issuance under equity compensation plans (excluding shares reflected in column (a))</b>
<b>(a)</b>	<b>(b)</b>	<b>(c)</b>	
Equity compensation plans approved by the stockholders	1,133,147	\$ 19.32	693,277
Equity compensation plans not approved by the stockholders	--	--	--

**Stockholder Return Performance Graph**

Set forth below is a line graph comparing the fiscal year end percentage change in the cumulative total stockholder return on the Company's common stock to (i) the cumulative total return of the NASDAQ Market Index (U.S. companies), and (ii) the Hemscoff Group 744 Index – Auto Dealerships ("Automobile Index"), for the period of five fiscal years commencing on May 1, 2006 and ending on April 30, 2011. The graph assumes that the value of the investment in the Company's common stock and each index was \$100 on April 30, 2006.



**COMPARISON OF 5 YEAR CUMULATIVE TOTAL RETURN\***  
Among America's Car-Mart, Inc., the NASDAQ Composite Index  
and Hemscott Group 744 Index - Auto Dealerships



\*\$100 invested on 4/30/06 in stock or index, including reinvestment of dividends.  
Fiscal year ending April 30.

The dollar value at April 30, 2011 of \$100 invested in the Company's common stock on April 30, 2006 was \$120.29, compared to \$140.84 for the Automobile Index described above and \$129.57 for the NASDAQ Market Index (U.S. Companies).

**Dividend Policy**

Since its inception, the Company has paid no cash dividends on its common stock. The Company currently intends for the foreseeable future to continue its policy of retaining earnings to finance future growth. Payment of cash dividends in the future will be determined by the Company's Board of Directors and will depend upon, among other things, the Company's future earnings, operations, capital requirements and surplus, general financial condition, contractual restrictions that may exist, and such other factors as the Board of Directors may deem relevant. The Company is also limited in the amount of dividends or other distributions it can make to its shareholders without the consent of Car-Mart's lender. Please see "Liquidity and Capital Resources" under Item 7 of Part II for more information regarding this limitation.

**Issuer Purchases of Equity Securities**

The Company is authorized to repurchase up to one million shares of its common stock under the common stock repurchase program as amended and approved by the Board of Directors on August 18, 2010. Subsequent to April 30, 2011, on May 26, 2011 the Board of Directors approved, once again, the repurchase of up to one million shares of the Company's common stock under the common stock repurchase program. The following table sets forth information with respect to purchases made by or on behalf of the Company of shares of the Company's common stock during the periods indicated:

Period	Total Number of Shares Purchased	Average Price Paid per Share	Total Number of Shares Purchased as Part of Publicly Announced Plans or Programs <sup>(1)</sup>	Maximum Number of Shares that May Yet Be Purchased Under the Plans or Programs <sup>(1)</sup>
February 1, 2011 through February 28, 2011	37,500	\$24.19	37,500	588,386
March 1, 2011 through March 31, 2011	89,500	\$24.22	89,500	498,886
April 1, 2011 through April 30, 2011 <sup>(2)</sup>	30,100	\$25.13	29,723	469,163
Total	157,100	\$24.39	156,723	469,163

(1) The above described stock repurchase program has no expiration date.

(2) 377 of the shares purchased during April 2011 were originally granted to employees as restricted stock pursuant to the Company's Stock Incentive Plan. Pursuant to the Stock Incentive Plan, these shares were surrendered by the employees in exchange for the Company's agreement to pay federal and state withholding obligations resulting from the vesting of the restricted stock. These repurchases were not made pursuant to a publicly announced plan or program and do not reduce the number of shares that may yet be purchased under the Company's publicly announced repurchase program.

## Item 6. Selected Financial Data

The financial data set forth below was derived from the audited consolidated financial statements of the Company and should be read in conjunction with the Consolidated Financial Statements and the Notes thereto contained in Item 8, and the information contained in Item 7, "Management's Discussion and Analysis of Financial Condition and Results of Operations."

	Years Ended April 30,				
	(In thousands, except per share amounts)				
	2011	2010	2009	2008	2007
Revenues	\$ 379,251	\$ 338,930	\$ 298,966	\$ 274,631	\$ 240,334
Net income attributable to common stockholders	\$ 28,175	\$ 26,799	\$ 17,906	\$ 15,033	\$ 4,232
Diluted earnings per share from continuing operations	\$ 2.54	\$ 2.27	\$ 1.52	\$ 1.26	\$ 0.35
Total assets	\$ 276,409	\$ 251,272	\$ 219,624	\$ 200,589	\$ 173,598
Total debt	\$ 47,539	\$ 38,766	\$ 29,839	\$ 40,337	\$ 40,829
Mandatorily redeemable preferred stock	\$ 400	\$ 400	\$ 400	\$ 400	\$ 400
Total equity	\$ 187,011	\$ 176,190	\$ 157,077	\$ 137,322	\$ 123,828

## Item 7. Management's Discussion and Analysis of Financial Condition and Results of Operations

The following discussion should be read in conjunction with the Company's Consolidated Financial Statements and Notes thereto appearing in Item 8 of this Annual Report on Form 10-K.

### Overview

America's Car-Mart, Inc., a Texas corporation (the "Company"), is the largest publicly held automotive retailer in the United States focused exclusively on the "Integrated Auto Sales and Finance" segment of the used car market. References to the Company include the Company's consolidated subsidiaries. The Company's

operations are principally conducted through its two operating subsidiaries, America's Car-Mart, Inc., an Arkansas corporation ("Car-Mart of Arkansas"), and Colonial Auto Finance, Inc., an Arkansas corporation ("Colonial"). Collectively, Car-Mart of Arkansas and Colonial are referred to herein as "Car-Mart." The Company primarily sells older model used vehicles and provides financing for substantially all of its customers. Many of the Company's customers have limited financial resources and would not qualify for conventional financing as a result of limited credit histories or past credit problems. As of April 30, 2011, the Company operated 106 dealerships located primarily in small cities throughout the South-Central United States.

Car-Mart has been operating since 1981. Car-Mart has grown its revenues between approximately 3% and 21% per year over the last ten years (average 14%). Growth results from same dealership revenue growth and the addition of new dealerships. Revenue increased 11.9% for the fiscal year ending April 30, 2011 compared to fiscal 2010 primarily due to a 6.9% increase in retail units sold, a 2.5% increase in average retail sales price and a 23.9% increase in interest income.

The Company's primary focus is on collections. Each dealership is responsible for its own collections with supervisory involvement of the corporate office. Over the last five fiscal years, the Company's credit losses as a percentage of sales have ranged between approximately 20.2% in fiscal 2010 and 29.1% in fiscal 2007 (average of 22.7%). Credit losses in fiscal 2007 (29.1%) were higher than the Company's average over the last five years. Credit losses were higher due to several factors and included higher losses experienced in most of the dealerships, including mature dealerships, as the Company saw weakness in the performance of its portfolio as customers had difficulty making payments under the terms of their contracts. Additionally, the Company's rapid growth put stress on its infrastructure leading to operational difficulties resulting in higher losses. Credit losses in fiscal 2008 returned to a more historical level at 22% of sales as the Company continued to focus on its operational initiatives, including credit and collections efforts. In fiscal 2009, the Company saw the benefit of continuing operational improvements despite negative macro-economic factors and experienced a reduction in credit losses to 21.5% of sales. Improvements in credit losses continued into fiscal 2010 as the provision for credit losses was 20.2 % of sales for the year ended April 30, 2010. For fiscal 2011 the Company experienced credit losses of 20.8% of sales. The increase for the current year relates primarily to higher credit losses during the second fiscal quarter as the Company experienced some operational difficulties, however overall credit losses for the fiscal year are in line with expectations and the Company will continue to push for improvements within the collections area.

The primary reason for the improvement in credit losses in recent years relates to improvements the Company has made to its business practices, including better underwriting and better collection procedures. These improvements in business practices have led to better collection results. Negative macro-economic issues do not always lead to higher credit loss results for the Company because the Company provides basic affordable transportation which in many cases is not a discretionary expenditure for customers. The Company has installed a proprietary credit scoring system which enables the Company to monitor the quality of contracts on the front end. Corporate office personnel monitor proprietary credit scores and work with dealerships when the distribution of scores falls outside of prescribed thresholds. Additionally, the Company has increased its investment in the corporate infrastructure within the collections area, including the hiring of a Director of Collection Practices and Review, which is also having a positive effect on results by providing more timely oversight and providing for more accountability on a consistent basis. In addition, the Company now has several Collection Specialists who assist the Director of Collection Practices and Review with monitoring and training efforts. Also, turnover at the dealership level for collections positions is down compared to historical levels, which is having a positive effect on results. The Company believes that the proper execution of its business practices is the single most important determinant of credit loss experience.

Historically, credit losses, on a percentage basis, tend to be higher at new and developing dealerships than at mature dealerships. Generally, this is the case because the management at new and developing dealerships tends to be less experienced in making credit decisions and collecting customer accounts and the customer base is less seasoned. Normally the older, more mature dealerships have more repeat customers and on average, repeat customers are a better credit risk than non-repeat customers. The Company does believe that higher energy and

fuel costs, general inflation and potentially lower personal income levels affecting customers can have a negative impact on collections.

The Company's gross margins as a percentage of sales have been fairly consistent from year to year. Over the last five fiscal years, the Company's gross margins as a percentage of sales have ranged between approximately 42% and 44%. Gross margin as a percentage of sales for fiscal 2011 was 42.7%. The Company's gross margins are based upon the cost of the vehicle purchased, with lower-priced vehicles typically having higher gross margin percentages. Gross margins in recent years have been negatively affected by the increase in the average retail sales price (a function of a higher purchase price) and higher operating costs, mostly related to increased vehicle repair costs and higher fuel costs. Additionally, the percentage of wholesale sales to retail sales, which relate for the most part to repossessed vehicles sold at or near cost, can have a significant effect on overall gross margins. The negative effect from wholesale sales was higher in fiscal 2007 and during the first part of fiscal 2008 due to the increased level of repossession activity coupled with relatively flat retail sales levels. Higher retail sales levels and lower repossessions activity during the latter part of fiscal 2008 and for fiscal 2009 helped to bring gross margin percentages back up. Gross margin percentages in fiscal 2010 benefitted from higher retail sales levels and from a strong wholesale market for repossessed vehicles due to overall used vehicle supply shortages. The gross margin percentage in fiscal 2011 was negatively affected by higher wholesale sales, increased average retail selling price, higher inventory repair costs and a lower margin on the payment protection plan product primarily related to increased claims associated with severe weather in some of our service areas. The Company expects that its gross margin percentage will not change significantly in the near term from its current level (43% range).

Hiring, training and retaining qualified associates are critical to the Company's success. The rate at which the Company adds new dealerships and is able to implement operating initiatives is limited by the number of trained managers and support personnel the Company has at its disposal. Excessive turnover, particularly at the dealership manager level, could impact the Company's ability to add new dealerships and to meet operational initiatives. The Company has added resources to recruit, train, and develop personnel, especially personnel targeted to fill dealership manager positions. The Company expects to continue to invest in the development of its workforce in fiscal 2012 and beyond.

**Consolidated Operations**  
(Operating Statement Dollars in Thousands)

	Years Ended April 30,			% Change		As a % of Sales		
				2011	2010			
	2011	2010	2009	vs. 2010	vs. 2009	2011	2010	2009
<b>Operating Statement:</b>								
Revenues:								
Sales	\$ 341,859	\$ 308,756	\$ 273,340	10.7 %	13.0 %	100.0 %	100.0 %	100.0 %
Interest and other income	37,392	30,174	25,626	23.9	17.7	10.9	9.8	9.4
Total	<u>379,251</u>	<u>338,930</u>	<u>298,966</u>	11.9	13.4	<u>110.9</u>	<u>109.8</u>	<u>109.4</u>
Costs and expenses:								
Cost of sales, excluding depreciation shown below	195,985	173,106	155,668	13.2 %	11.2 %	57.3	56.1	57.0
Selling, general and administrative	62,141	57,207	51,093	8.6	12.0	18.2	18.5	18.7
Provision for credit losses	70,964	62,277	58,807	13.9	5.9	20.8	20.2	21.5
Loss on prepayment of debt	507	-	-	-	-	0.1	-	-
Interest expense	2,625	2,319	4,006	13.2	(42.1)	0.8	0.8	1.5
Depreciation and amortization	1,928	1,694	1,395	13.8	21.4	0.6	0.5	0.5
Loss on disposal of property and equipment	55	375	-	(85.3)	-	0.0	0.1	-
Total	<u>334,205</u>	<u>296,978</u>	<u>270,969</u>	12.5	9.6	<u>97.8</u>	<u>96.2</u>	<u>99.1</u>
Income before Taxes	\$ 45,046	\$ 41,952	\$ 27,997	7.4	49.8	13.2 %	13.6 %	10.2 %
<b>Operating Data:</b>								
Retail units sold	34,424	32,196	28,698	6.9 %	12.2 %			
Average dealerships in operation	101	95	92	6.3	3.3			
Average units sold per dealership	341	339	312	0.6	8.6			
Average retail sales price	\$ 9,361	\$ 9,137	\$ 9,056	2.5	0.9			
Same store revenue growth	7.3%	11.2%	8.3%					
Receivables average yield	13.6%	12.0%	11.4%					

**2011 Compared to 2010**

Total revenues increased \$40.3 million, or 11.9%, in fiscal 2011, as compared to revenue growth of 13.4% in fiscal 2010, principally as a result of (i) revenue growth from dealerships that operated a full 12 months in both periods (\$24.2 million), (ii) dealerships opened during fiscal 2010 or dealerships that opened or closed a satellite location during fiscal 2010 (\$6.6 million), and (iii) revenues from dealerships opened during fiscal 2011 (\$9.5 million). The increase in revenue for fiscal 2011 is attributable to (i) a 6.9% increase in retail unit volumes together with a 2.5% increase in the average unit sales price, (ii) a 23.9% increase in interest and other income and, (iii) a \$5.0 million increase in wholesale sales.

Cost of sales, as a percentage of sales, increased to 57.3% in fiscal 2011 from 56.1% in fiscal 2010. The Company's cost of sales as a percentage of sales was negatively affected by a higher percentage of wholesale sales, increased average selling price, higher inventory repair costs and a lower margin for the payment protection plan product primarily related to increased claims due to severe weather in a few of our service areas. Wholesale sales, for the most part, relate to repossessed vehicles sold at or near cost. The Company's selling prices are based upon the cost of the vehicle purchased, with lower-priced vehicles typically having higher gross margin percentages. The Company will continue to focus efforts on minimizing the average retail sales price in order to help keep the contract terms shorter, which helps customers to maintain appropriate equity in their vehicles. The

consumer demand for vehicles the Company purchases for resale remains high. This high demand has been exacerbated by the decrease in domestic new car sales, which results in higher purchase costs for the Company.

Selling, general and administrative expenses, as a percentage of sales, decreased 0.3% to 18.2% in fiscal 2011 from 18.5% in fiscal 2010. The percentage decrease was principally the result of higher sales levels as a large majority of the Company's operating costs are more fixed in nature. In dollar terms, overall selling, general and administrative expenses increased \$4.9 million from fiscal 2010, which consisted primarily of increased payroll costs and other incremental costs related to new lot openings. Many of the company's compensation arrangements are tied to financial performance and as such, more payroll costs are incurred during periods of improved financial results.

Provision for credit losses, as a percentage of sales, increased 0.6% to 20.8% in fiscal 2011 from 20.2% in fiscal 2010. The Company continues to push for improvements and better execution of its collection practices, which is offset by negative macro-economic issues that were prevalent during most of fiscal 2010 and fiscal 2011. The slight increase for the fiscal 2011 relates primarily to higher credit losses during the second fiscal quarter as the Company experienced some operational difficulties, specifically as related to working individually with its customers concerning collection issues. The Company continues to take steps to improve dealership level execution regarding collections. Additionally, the Company continues to increase its investment in the corporate infrastructure within the collection area which is expected to continue to have a positive effect on results by providing more oversight and providing more accountability on a consistent basis. The Company believes that the proper execution of its business practices is the single most important determinant of credit loss experience.

The Company incurred a yield maintenance fee of \$507,000 associated with the early payoff of the term loan. This amount is reflected in the fiscal 2011 operating results in loss on prepayment of debt.

Interest expense (excluding the non-cash charge related to the change in fair value of the interest rate swap agreement described below) as a percentage of sales remained constant at 0.8% for fiscal 2011 and fiscal 2010. Higher average borrowings during the fiscal year 2011 (\$48.4 million compared to \$33.0 million in the prior year) were partially offset by lower interest rates on the Company's variable rate debt.

The Company had an interest rate swap agreement (the "Agreement") which was not designated as a hedge by Company management; therefore, the gain (loss) of the Agreement is reported as a component of interest expense in earnings. The non-cash charge related to the Agreement was caused by a number of factors, including changes in interest rates, amount of notional debt outstanding, and number of months until maturity. The Company terminated the interest rate swap agreement in April 2011 for \$1.3 million due to unfavorable interest rate movements.

The net income for the Agreement reported in earnings as interest income was \$72,000 for fiscal 2011 compared to net income of \$155,000 for fiscal 2010. The interest on the credit facilities, the net settlements under the interest rate swap, the changes in the fair value of the Agreement, and the termination payment are all reflected as interest expense in the Company's Consolidated Statement of Operations.

## **2010 Compared to 2009**

Total revenues increased \$40.0 million, or 13.4%, in fiscal 2010 as compared to fiscal 2009, principally as a result of (i) revenue growth from dealerships that operated a full 12 months in both periods (\$32.6 million), (ii) dealerships opened during fiscal 2009 or dealerships that opened or closed a satellite location during fiscal 2009 (\$1.4 million), (iii) revenues from dealerships opened during fiscal 2010 (\$6.0 million).

Revenues increased 13.4% in fiscal 2010 as compared to revenue growth of 8.9% in fiscal 2009. The increase in revenue for fiscal 2010 is attributable to (i) a 12.2% increase in retail unit volumes together with a 0.9% increase in the average unit sales price, (ii) a 17.7% increase in interest and other income and, (iii) a \$1.1 million increase in wholesale sales.

Cost of sales, as a percentage of sales, decreased to 56.1% in fiscal 2010 from 57.0% in fiscal 2009. The Company's cost of sales as a percentage of sales was positively affected by a slightly lower percentage and significantly improved results for wholesale sales, due to favorable market conditions, as well as improvements in retail pricing efficiencies when compared to the prior year. Wholesale sales, for the most part, relate to repossessed vehicles sold at or near cost. The Company's selling prices are based upon the cost of the vehicle purchased, with lower-priced vehicles typically having higher gross margin percentages. The Company will continue to focus efforts on minimizing the average retail sales price in order to help keep the contract terms shorter, which helps customers to maintain appropriate equity in their vehicles. The consumer demand for vehicles the Company purchases for resale remains high. This high demand has been exacerbated by the decrease in domestic new car sales, which results in higher purchase costs for the Company.

Selling, general and administrative expenses, as a percentage of sales, decreased 0.2% to 18.5% in fiscal 2010 from 18.7% in fiscal 2009. The percentage decrease was principally the result of higher sales levels as a large majority of the Company's operating costs are more fixed in nature. In dollar terms, overall selling, general and administrative expenses increased \$6.1 million from fiscal 2009, which consisted primarily of increased payroll costs. At the corporate level, higher payroll costs were concentrated in the Human Resources, Information Technology and Credit and Collections areas. Within Human Resources is the Manager in Training Program, where the Company has significantly increased its investment over the last year in order to have a sufficient level of qualified associates in this program to support growth and cover attrition needs. At the dealership level, market-based pay adjustments for certain positions have been made to reduce turnover and to attract qualified associates. Additionally, many of the company's compensation arrangements are tied to financial performance and as such, more payroll costs are incurred during periods of improved financial results. Also, stock based compensation was up approximately \$600,000 for fiscal 2010 compared to fiscal 2009.

Provision for credit losses, as a percentage of sales, decreased 1.3% to 20.2% in fiscal 2010 from 21.5% in fiscal 2009. The Company is benefiting from better execution of its collection practices, which is offsetting negative macro-economic issues that were prevalent during most of fiscal 2010. Turnover at the dealership level for collection positions is down between years, having a positive effect on results. Additionally, the Company has increased its investment in the corporate infrastructure within the collection area which is continuing to have a positive effect on results by providing more oversight and providing more accountability on a consistent basis. The Company believes that the proper execution of its business practices is the single most important determinant of credit loss experience.

Interest expense (excluding the non-cash charge related to the change in fair value of the interest rate swap agreement described below) as a percentage of sales decreased 0.1% to 0.8% for fiscal 2010 compared to fiscal 2009. The decrease was attributable to lower average borrowings during fiscal 2010 (\$33.0 million for fiscal 2010 compared to \$37.7 million for fiscal 2009), offset by an increase in the overall average interest rate.

The Company has an interest rate swap agreement (the "Agreement") which is not designated as a hedge by Company management; therefore, the gain (loss) of the Agreement is reported as a component of interest expense in earnings. The non-cash charge related to the Agreement was caused by a number of factors, including changes in interest rates, amount of notional debt outstanding, and number of months until maturity.

The net income for the Agreement reported in earnings as interest income was \$155,000 for fiscal 2010 compared to net expense of \$1.5 million for fiscal 2009. The fair value of the Agreement is included in accrued liabilities on the Company's Consolidated Balance Sheet as of April 30, 2010 at \$1.4 million. The interest on the credit facilities, the net settlements under the interest rate swap, and the changes in the fair value of the Agreement are all reflected as Interest expense in the Company's Consolidated Statement of Operations. Notwithstanding the Company's intention to hold the swap until maturity, changes in fair value of the Agreement will continue to be recognized quarterly as non-cash charges or gains, as the case may be.

## Financial Condition

The following table sets forth the major balance sheet accounts of the Company at April 30, 2011, 2010 and 2009 (in thousands):

	April 30,		
	2011	2010	2009
<b>Assets:</b>			
Finance receivables, net	\$ 222,305	\$ 205,423	\$ 182,041
Inventory	23,595	20,367	15,476
Property and equipment, net	25,532	22,722	19,346
<b>Liabilities:</b>			
Accounts payable and accrued liabilities	19,091	18,471	16,270
Deferred payment protection plan revenue	8,963	8,229	7,353
Deferred tax liabilities, net	13,405	9,193	8,377
Revolving credit facilities & notes payable	47,539	38,766	29,839

Historically, finance receivables have tended to grow slightly faster than revenue growth. This has historically been due, to a large extent, to an increasing weighted average term necessitated by increases in the average retail sales price. The following table shows receivables growth compared to revenue growth. In fiscal 2009 the Company experienced lower net charge-offs combined with a slightly longer weighted average contract term due mostly to an increase in the average retail sales price. The average term for installment sales contracts at April 30, 2011 was 27.3 months compared to 27.7 months at April 30, 2010 and collections were up significantly which led to receivables growth being lower than revenue growth for fiscal 2011. Additionally, charge-offs were higher during fiscal 2011 contributing to the growth in receivables being less than revenue growth. Revenue growth results from same store revenue growth and the addition of new dealerships. With the Company benefiting from expected stronger collections on an annual basis, it is anticipated going forward that growth in finance receivables will approximate overall revenue growth on an annual basis.

	Years Ended April 30,		
	2011	2010	2009
Growth in finance receivable, net of deferred payment protection plan revenue	8.2%	12.9%	10.1%
Revenue growth	11.9%	13.4%	8.9%

In fiscal 2011, inventory increased 15.8% (\$3.2 million) as compared to revenue growth of 11.9%. The increase resulted primarily from (i) slightly higher overall price increases for the type of vehicle the Company purchases for resale, (ii) the Company's desire to offer a broad mixture and increased quantities of vehicles to adequately serve its expanding retail customer base and (iii) new dealership openings. The Company will continue to manage inventory levels in the future to ensure adequate supply of vehicles, in volume and mix, and to meet sales demand.

Property and equipment, net increased \$2.8 million in fiscal 2011 as compared to fiscal 2010 as the Company incurred expenditures related to new dealerships as well as to refurbish and expand a number of existing locations.

Accounts payable and accrued liabilities increased \$0.6 million at April 30, 2011 as compared to April 30, 2010 due primarily to increased payables related to higher inventory levels and other volume related expenditures as well as increased compensation payable as a result of the increased profit levels.



The unearned portion of the payment protection plan product increased \$0.7 million in fiscal 2011 over fiscal 2010. This product was introduced in the first quarter of fiscal 2008.

Deferred tax liabilities, net increased \$4.2 million at April 30, 2011 as compared to April 30, 2010 primarily due to increased finance receivables and increased book/tax difference on fixed assets due to bonus depreciation, partially offset by deferred tax assets related to the increased accrued liabilities and increased share based compensation.

Borrowings on the Company's revolving credit facilities fluctuate primarily based upon a number of factors including (i) net income, (ii) finance receivables changes, (iii) income taxes, (iv) capital expenditures and (v) common stock repurchases. Historically, income from continuing operations, as well as borrowings on the revolving credit facilities, have funded the Company's finance receivables growth, capital asset purchases and common stock repurchases. In fiscal 2011 the Company had an \$8.8 million net increase in its debt facilities to help finance receivables growth of \$21.4 million, capital expenditures of \$4.8 million and common stock repurchases of \$20.3 million.

## Liquidity and Capital Resources

The following table sets forth certain historical information with respect to the Company's Statements of Cash Flows (in thousands):

	Years Ended April 30,		
	2011	2010	2009
<b>Operating activities:</b>			
Net income	\$ 28,215	\$ 26,839	\$ 17,946
Provision for credit losses	70,964	62,277	58,807
Losses on claims for payment protection plan	4,927	4,504	4,061
Depreciation and amortization	1,928	1,694	1,395
Amortization of debt issuance costs	88	-	-
Stock based compensation	2,885	2,727	2,112
Unrealized (gain) loss for change in fair value of interest rate swap	(72)	(155)	1,522
Deferred income taxes	4,212	816	4,912
Finance receivable originations	(311,249)	(283,626)	(252,879)
Finance receivable collections	188,840	169,902	149,357
Accrued interest on finance receivables	(172)	(183)	55
Inventory	26,408	18,740	20,024
Accounts payable and accrued liabilities	1,302	3,402	1,214
Deferred payment protection plan revenue	734	876	2,722
Income taxes, net	(1,248)	(151)	4,161
Other	(898)	455	(1,091)
Total	<u>16,864</u>	<u>8,117</u>	<u>14,318</u>
<b>Investing activities:</b>			
Purchase of property and equipment	(4,801)	(6,465)	(2,664)
Proceeds from sale of property and equipment	8	1,020	62
Total	<u>(4,793)</u>	<u>(5,445)</u>	<u>(2,602)</u>
<b>Financing activities:</b>			
Debt facilities, net	8,773	8,927	(10,498)
Change in cash overdrafts	(610)	(1,046)	(900)
Purchase of common stock	(20,347)	(10,857)	(1,181)
Dividend payments	(40)	(40)	(40)
Exercise of stock options and warrants, including tax benefits and issuance of common stock	108	444	918
Total	<u>(12,116)</u>	<u>(2,572)</u>	<u>(11,701)</u>
Increase (decrease) in Cash	<u>\$ (45)</u>	<u>\$ 100</u>	<u>\$ 15</u>

The primary drivers of operating profits and cash flows include (i) top line sales (ii) interest rates on finance receivables, (iii) gross margin percentages on vehicle sales, and (iv) credit losses. The Company generates cash flow from income from operations. Historically, most or all of this cash is used to fund finance receivables growth, capital expenditures and common stock repurchases. To the extent finance receivables growth, capital expenditures and common stock repurchases exceed income from operations; generally the Company increases its borrowings under its revolving credit facilities. The majority of the Company's growth has been self-funded.

Cash flows from operations in fiscal 2011 compared to fiscal 2010 were positively impacted by (i) higher sales volumes and increased interest income, (ii) a positive impact from current and deferred income taxes, (iii) inventory acquired in both repossessions and payment protections plan claims, offset by the net effect of other components of the change in finance receivables including originations and collections, as well as a decrease in the change of accounts payable and accrued liabilities. Finance receivables, net, increased by \$16.9 million during fiscal 2011.

Cash flows from operations in fiscal 2010 were positively impacted by (i) higher sales volumes and higher gross margin percentages on those sales, (ii) lower credit losses as a percentage of sales, (iii) increased accounts payable and accrued liabilities, offset by a significant decrease in the positive impact from current and deferred income taxes as well as the net effect of other components of the change in finance receivables including originations, collections, inventory acquired in both repossessions and payment protections plan claims as well as the actual payment protection plan claims. Finance receivables, net, increased by \$23.4 million during fiscal 2010.

The purchase price the Company pays for a vehicle has a significant effect on liquidity and capital resources. Several external factors can negatively affect the purchase cost of vehicles. Decreases in the overall volume of new car sales, particularly domestic brands, leads to decreased supply in the used car market. Also, the expansion of the customer base due in part to constrictions in consumer credit, as well as general economic conditions, can have an overall effect on the demand for the type of vehicle the Company purchases for resale. Because the Company bases its selling price on the purchase cost for the vehicle, increases in purchase costs result in increased selling prices. As the selling price increases, it becomes more difficult to keep the gross margin percentage and contract term in line with historical results because the Company's customers have limited incomes and their car payment must remain affordable within their individual budgets. The Company has seen increases in the purchase cost of vehicles and resulting increases in selling prices and terms over the last few years. Management does expect continuing increases in vehicle purchase costs on a going-forward basis. The Company has experienced recent increases in average vehicle purchase costs which can be attributed to the continuing tight supply of vehicles. Management also expects the availability of consumer credit within the automotive industry to continue to be constricted when compared to recent history and that this will continue to result in overall increases in demand for most, if not all, of the vehicles the Company purchases for resale. The Company has devoted significant efforts to improve its purchasing processes to ensure adequate supply at appropriate prices. This is expected to result in gross margin percentages in the 43% range in the near term and overall contract terms remaining fairly consistent with recent experience due to software and operational changes which have recently been made. In an effort to ensure an adequate supply of vehicles at appropriate prices, the Company has increased the level of accountability for its purchasing agents including the establishment of sourcing and pricing guidelines. Additionally, the Company is expanding its purchasing territories to larger cities in close proximity to its dealerships and increasing its efforts to purchase vehicles from individuals at the dealership level as well as via the internet.

Macro-economic factors can have a significant effect on credit losses and resulting liquidity. General inflation, particularly within staple items such as groceries and gasoline, as well as overall unemployment levels can potentially have a significant effect on collection results and ultimately credit losses. The Company has made improvements to its business processes within the last few years to strengthen controls and provide stronger infrastructure to support its collection efforts. With these improvements, the Company anticipates that credit losses on a going-forward basis will be in the range of 20-22% of sales. However, significant negative macro-economic effects could cause actual results to differ from the anticipated range.

The Company has generally leased the majority of the properties where its dealerships are located. As of April 30, 2011, the Company leased approximately 75% of its dealership properties. The Company expects to continue to lease the majority of the properties where its dealerships are located.

The Company's revolving credit facilities generally limit distributions by the Company to its shareholders in order to repurchase the Company's common stock to 75% of consolidated net income measured on a trailing twelve-month basis and require the maintenance of certain financial ratios, as defined. Thus, the Company is limited in the amount of dividends or other distributions it can make to its shareholders without the consent of the Company's lenders. On May 2, 2011, the revolving credit facilities were amended to allow for up to \$40 million in share repurchases during fiscal 2012, subject to the maintenance of certain financial ratios as defined.

At April 30, 2011, the Company had \$223,000 of cash on hand and an additional \$43 million of availability under its revolving credit facilities (see Note F to the Consolidated Financial Statements in Item 8).

On a short-term basis, the Company's principal sources of liquidity include income from operations and borrowings under its revolving credit facilities. On a longer-term basis, the Company expects its principal sources of liquidity to consist of income from operations and borrowings under revolving credit facilities and/or fixed interest term loans. The Company's revolving credit facilities mature in November 2013 and the Company expects that it will be able to renew or refinance its revolving credit facilities on or before the date they mature. Furthermore, while the Company has no specific plans to issue debt or equity securities, the Company believes, if necessary, it could raise additional capital through the issuance of such securities.

The Company expects to use cash to (i) grow its finance receivables portfolio, (ii) purchase property and equipment of approximately \$4 million in the next 12 months in connection with refurbishing existing dealerships and adding new dealerships, (iii) repurchase shares of common stock when favorable conditions exist and (iv) reduce debt to the extent excess cash is available.

The Company believes it will have adequate liquidity to continue to grow its revenues and to satisfy its capital needs for the foreseeable future.

### Contractual Payment Obligations

The following is a summary of the Company's contractual payment obligations as of April 30, 2011, including renewal periods under operating leases that are reasonably assured (in thousands):

	Payments Due by Period				
	Total	Less Than 1 Year	1-3 Years	3-5 Years	More Than 5 Years
Revolving lines of credit	\$ 47,539	\$ -	\$ 47,539	\$ -	\$ -
Operating leases	<u>33,385</u>	<u>3,616</u>	<u>6,925</u>	<u>6,482</u>	<u>16,362</u>
Total	<u>\$ 80,924</u>	<u>\$ 3,616</u>	<u>\$ 54,464</u>	<u>\$ 6,482</u>	<u>\$ 16,362</u>

The above excludes estimated interest payments on the Company's revolving line of credit.

The \$33.4 million of operating lease commitments includes \$6.2 million of non-cancelable lease commitments under the primary lease terms, and \$27.2 million of lease commitments for renewal periods at the Company's option that are reasonably assured.

### Off-Balance Sheet Arrangements

The Company has entered into operating leases for approximately 75% of its dealership and office facilities. Generally these leases are for periods of three to five years and usually contain multiple renewal options. The Company uses leasing arrangements to maintain flexibility in its dealership locations and to preserve capital. The Company expects to continue to lease the majority of its dealership and office facilities under arrangements substantially consistent with the past. For the years ended April 30, 2011, 2010 and 2009, rent expense for all operating leases amounted to approximately \$3.7 million, \$3.5 million and \$3.0 million, respectively.

Other than its operating leases, the Company is not a party to any off-balance sheet arrangement that management believes is reasonably likely to have a current or future effect on the Company's financial condition, revenues or expenses, results of operations, liquidity, capital expenditures or capital resources that are material to investors.

## **Related Finance Company Contingency**

Car-Mart of Arkansas and Colonial do not meet the affiliation standard for filing consolidated income tax returns, and as such they file separate federal and state income tax returns. Car-Mart of Arkansas routinely sells its finance receivables to Colonial at what the Company believes to be fair market value and is able to take a tax deduction at the time of sale for the difference between the tax basis of the receivables sold and the sales price. These types of transactions, based upon facts and circumstances, have been permissible under the provisions of the Internal Revenue Code ("IRC") as described in the Treasury Regulations. For financial accounting purposes, these transactions are eliminated in consolidation and a deferred tax liability has been recorded for this timing difference. The sale of finance receivables from Car-Mart of Arkansas to Colonial provides certain legal protection for the Company's finance receivables and, principally because of certain state apportionment characteristics of Colonial, also has the effect of reducing the Company's overall effective state income tax rate by approximately 240 basis points. The actual interpretation of the Regulations is in part a facts and circumstances matter. The Company believes it satisfies the material provisions of the Regulations. Failure to satisfy those provisions could result in the loss of a tax deduction at the time the receivables are sold and have the effect of increasing the Company's overall effective income tax rate as well as the timing of required tax payments.

The Internal Revenue Service ("IRS") recently concluded the previously reported examinations of the Company's income tax returns for fiscal years 2008 and 2009. As a result of the examinations, the IRS has questioned whether deferred payment protection plan ("PPP") revenue associated with the sale of certain receivables are subject to the acceleration of advance payments provision of the IRC and whether the Company may deduct losses on the sale of the PPP receivables in excess of the income recognized on the underlying contracts. The issue is timing in nature and does not affect the overall tax provision, but affects the timing of required tax payments.

By letter dated April 2, 2010, the IRS delivered to the Company a revenue agent's report, which proposes an adjustment for the items discussed above as well as interest. The Company intends to vigorously defend its position, and on April 23, 2010, the Company filed an administrative protest with the Appeals Office of the IRS. The protest disputes the income tax changes proposed by the IRS and requests a conference with a representative of the Appeals Office. The Company has not yet been notified by the Appeals Office of a date for the conference. If the matter is not resolved in the Appeals Office, and if the IRS intends to pursue its position, the Company fully intends to ask an appropriate court to consider the issue.

The Company's policy is to recognize accrued interest related to unrecognized tax benefits in interest expense and penalties in operating expenses. The Company had no accrued penalties and/or interest as of April 30, 2011.

## **Critical Accounting Estimates**

The preparation of financial statements in conformity with generally accepted accounting principles in the United States of America requires the Company to make estimates and assumptions in determining the reported amounts of assets and liabilities and disclosure of contingent assets and liabilities at the date of the financial statements and the reported amounts of revenues and expenses during the reporting period. Actual results could differ from the Company's estimates. The Company believes the most significant estimate made in the preparation of the Consolidated Financial Statements in Item 8 relates to the determination of its allowance for credit losses, which is discussed below. The Company's accounting policies are discussed in Note B to the Consolidated Financial Statements in Item 8.

The Company maintains an allowance for credit losses on an aggregate basis at a level it considers sufficient to cover estimated losses in the collection of its finance receivables. At April 30, 2011, the weighted average total contract term was 27.3 months with 19.4 months remaining. The reserve amount in the allowance for credit losses at April 30, 2011, \$60.2 million, was 22% of the principal balance in Finance receivables of

\$282.5 million, less unearned payment protection plan revenue of \$9.0 million. The estimated reserve amount is the Company's anticipated future net charge-offs for losses incurred through the balance sheet date. The allowance takes into account historical credit loss experience (both timing and severity of losses), with consideration given to recent credit loss trends and changes in contract characteristics (i.e., average amount financed, months outstanding at loss date, term and age of portfolio), delinquency levels, collateral values, economic conditions and underwriting and collection practices. The allowance for credit losses is reviewed at least quarterly by management with any changes reflected in current operations. The calculation of the allowance for credit losses uses the following primary factors:

- The number of units repossessed or charged-off as a percentage of total units financed over specific historical periods of time.
- The average net repossession and charge-off loss per unit during the last eighteen months, segregated by the number of months since the contract origination date, and adjusted for the expected future average net charge-off loss per unit. About 50% of the charge-offs that will ultimately occur in the portfolio are expected to occur within 10-11 months following the balance sheet date. The average age of an account at charge-off date is 11.4 months.
- The timing of repossession and charge-off losses relative to the date of sale (i.e., how long it takes for a repossession or charge-off to occur) for repossessions and charge-offs occurring during the last eighteen months.

A point estimate is produced by this analysis which is then supplemented by any positive or negative subjective factors to arrive at an overall reserve amount that management considers to be a reasonable estimate of incurred losses that will be realized via actual charge-offs in the future. Although it is at least reasonably possible that events or circumstances could occur in the future that are not presently foreseen which could cause actual credit losses to be materially different from the recorded allowance for credit losses, the Company believes that it has given appropriate consideration to all relevant factors and has made reasonable assumptions in determining the allowance for credit losses. Periods of economic downturn do not necessarily lead to increased credit losses because the Company provides basic affordable transportation to customers that, for the most part, do not have access to public transportation. The effectiveness of the execution of internal policies and procedures within the collections area has historically had a more significant effect on collection results than macro-economic issues. A 1% change, as a percentage of Finance receivables, in the allowance for credit losses would equate to an approximate pre-tax change of \$2.8 million.

### **Recent Accounting Pronouncements**

Occasionally, new accounting pronouncements are issued by the Financial Accounting Standards Board ("FASB") or other standard setting bodies which the Company adopts as of the specified effective date. Unless otherwise discussed, the Company believes the impact of recently issued standards which are not yet effective will not have a material impact on its consolidated financial statements upon adoption.

*Fair value.* In January 2010, the FASB issued an update to the Fair Value topic. This update requires new disclosures for (i) transfers in and out of levels 1 and 2 and (ii) activity in level 3, by requiring the reconciliation to present separate information about purchases, sales, issuance, and settlements. Also, this update clarifies the disclosures related to the fair value of each class of assets and liabilities and the input and valuation techniques for both recurring and nonrecurring fair value measurements in levels 2 and 3. The effective date for the new disclosures and clarifications is for interim and annual reporting periods beginning after December 15, 2009 except for the disclosures about purchases, sales, issuances, and settlements, which is effective for fiscal years beginning after December 15, 2010. This update did not have a material impact on the Company's financial statements.

*Receivables.* In July 2010, the FASB adopted an update regarding disclosures about the credit quality of financing receivables and the allowance for credit losses. The enhanced disclosures are designed to assist financial statement users in assessing an entity's credit risk exposure and in evaluating the adequacy of an entity's allowance for credit losses. Entities will be required to provide enhanced disclosures regarding (i) the nature of the credit risk inherent in the receivable, (ii) how the entity analyzes and assesses credit risk to estimate the allowance for credit losses and (iii) changes in both the receivable and the allowance for credit losses and the reasons for those changes. This update did not have a material impact on the Company's financial statements.

### **Impact of Inflation**

Inflation has not historically been a significant factor impacting the Company's results. However, recent purchase price increases for vehicles, most pronounced over the last three fiscal years, have had a negative effect on the Company's gross margin percentages when compared to past years. This is due to the fact that the Company focuses on keeping payments affordable to its customer base and at the same time ensuring that the term of the contract matches the economic life of the vehicle.

### **Item 7A. Quantitative and Qualitative Disclosures about Market Risk**

The Company is exposed to market risk on its financial instruments from changes in interest rates. In particular, the Company has historically had exposure to changes in the federal primary credit rate and has exposure to changes in the prime interest rate of its lender. The Company does not use financial instruments for trading purposes but has entered into an interest rate swap agreement to manage interest rate risk.

*Interest rate risk.* The Company's exposure to changes in interest rates relates primarily to its debt obligations. The Company is exposed to changes in interest rates as a result of its revolving credit facilities, and the interest rates charged to the Company under its credit facilities fluctuate based on its primary lender's base rate of interest. The Company had total indebtedness of \$47.5 million outstanding at April 30, 2011. The impact of a 1% increase in interest rates on this amount of debt would result in increased annual interest expense of approximately \$475,000 and a corresponding decrease in net income before income tax.

The Company's earnings are impacted by its net interest income, which is the difference between the income earned on interest-bearing assets and the interest paid on interest-bearing notes payable. The Company's finance receivables generally bear interest at fixed rates ranging from 5.5% to 19%, while its revolving notes payable contain variable interest rates that fluctuate with market interest rates. Prior to June 2009, interest rates charged on finance receivables originated in the State of Arkansas were limited to the federal primary credit rate (currently .75%) plus 5%. Typically, the Company had charged interest on its Arkansas contracts at or near the maximum rate allowed by law. Thus, while the interest rates charged on the Company's contracts do not fluctuate once established, new contracts originated in Arkansas were set at a spread above the federal primary credit rate which does fluctuate. Effective June 26, 2009, the Company began charging 12% on contracts originated in Arkansas. This was due to the passage by the U.S. Congress of the Supplemental Appropriations Act of 2009 which was signed into law on June 24, 2009. Within this legislation was a provision that allowed the Company to charge up to 17% on sales financed to customers in Arkansas, which expired via a sunset clause on December 31, 2010. On November 2, 2010, voters in Arkansas approved a state constitutional amendment to allow up to 17% interest for non-bank loans and contracts in the state effectively making the Federal legislation permanent. An appeal of litigation challenging the constitutionality of the amendment has been filed with the Arkansas Supreme Court. The Company will continue to monitor the status of this appeal and anticipates a final resolution soon. At April 30, 2011, approximately 45% of the Company's finance receivables were originated in Arkansas.

## **Item 8. Financial Statements and Supplementary Data**

The following financial statements and accountant's report are included in Item 8 of this Annual Report on Form 10-K:

Report of Independent Registered Public Accounting Firm

Consolidated Balance Sheets as of April 30, 2011 and 2010

Consolidated Statements of Operations for the years ended April 30, 2011, 2010 and 2009

Consolidated Statements of Cash Flows for the years ended April 30, 2011, 2010 and 2009

Consolidated Statements of Equity for the years ended April 30, 2011, 2010 and 2009

Notes to Consolidated Financial Statements



## Report of Independent Registered Public Accounting Firm

Board of Directors and Stockholders  
America's Car-Mart, Inc.

We have audited the accompanying consolidated balance sheets of America's Car-Mart, Inc. (a Texas corporation) and subsidiaries as of April 30, 2011 and 2010, and the related consolidated statements of operations, cash flows, and equity for each of the three years in the period ended April 30, 2011. These financial statements are the responsibility of the Company's management. Our responsibility is to express an opinion on these financial statements based on our audits.

We conducted our audits in accordance with the standards of the Public Company Accounting Oversight Board (United States). Those standards require that we plan and perform the audit to obtain reasonable assurance about whether the financial statements are free of material misstatement. An audit includes examining, on a test basis, evidence supporting the amounts and disclosures in the financial statements. An audit also includes assessing the accounting principles used and significant estimates made by management, as well as evaluating the overall financial statement presentation. We believe that our audits provide a reasonable basis for our opinion.

In our opinion, the consolidated financial statements referred to above present fairly, in all material respects, the financial position of America's Car-Mart, Inc. and subsidiaries as of April 30, 2011 and 2010, and the results of their operations and their cash flows for each of the three years in the period ended April 30, 2011 in conformity with accounting principles generally accepted in the United States of America.

We also have audited, in accordance with the standards of the Public Company Accounting Oversight Board (United States), America's Car-Mart, Inc. and subsidiaries' internal control over financial reporting as of April 30, 2011, based on criteria established in *Internal Control—Integrated Framework* issued by the Committee of Sponsoring Organizations of the Treadway Commission (COSO) and our report dated June 17, 2011 expressed an unqualified opinion.

/s/ GRANT THORNTON LLP

Tulsa, Oklahoma  
June 17, 2011

**Consolidated Balance Sheets**  
**America's Car-Mart, Inc.**  
(Dollars in thousands)

	April 30, 2011	April 30, 2010
<b>Assets:</b>		
Cash and cash equivalents	\$ 223	\$ 268
Accrued interest on finance receivables	1,133	961
Finance receivables, net	222,305	205,423
Inventory	23,595	20,367
Prepaid expenses and other assets	2,046	1,176
Income taxes receivable, net	1,220	-
Goodwill	355	355
Property and equipment, net	25,532	22,722
<b>Total Assets</b>	<b>\$ 276,409</b>	<b>\$ 251,272</b>
 <b>Liabilities, mezzanine equity and equity:</b>		
<b>Liabilities:</b>		
Accounts payable	\$ 7,742	\$ 5,796
Deferred payment protection plan revenue	8,963	8,229
Accrued liabilities	11,349	12,675
Income taxes payable, net	-	23
Deferred tax liabilities, net	13,405	9,193
Revolving credit facilities and note payable	47,539	38,766
<b>Total liabilities</b>	<b>88,998</b>	<b>74,682</b>
<b>Commitments and contingencies</b>		
<b>Mezzanine equity:</b>		
Mandatorily redeemable preferred stock	400	400
<b>Equity:</b>		
Preferred stock, par value \$.01 per share, 1,000,000 shares authorized; none issued or outstanding	-	-
Common stock, par value \$.01 per share, 50,000,000 shares authorized; 12,276,658 and 12,268,807 issued at April 30, 2011 and 2010, respectively, of which 10,496,628 and 11,337,677 were outstanding at April 30, 2011 and 2010, respectively	123	123
Additional paid-in capital	46,476	43,483
Retained earnings	178,187	150,012
Less: Treasury stock, at cost, 1,780,030 shares (931,130 at April 30, 2010)	(37,875)	(17,528)
<b>Total stockholders' equity</b>	186,911	176,090
Non-controlling interest	100	100
<b>Total equity</b>	187,011	176,190
<b>Total Liabilities, mezzanine equity and equity</b>	<b>\$ 276,409</b>	<b>\$ 251,272</b>

The accompanying notes are an integral part of these consolidated financial statements.

**Consolidated Statements of Operations**  
**America's Car-Mart, Inc.**  
(Dollars in thousands except per share amounts)

	Years Ended April 30,		
	2011	2010	2009
<b>Revenues:</b>			
Sales	\$ 341,859	\$ 308,756	\$ 273,340
Interest and other income	37,392	30,174	25,626
<b>Total revenues</b>	<b>379,251</b>	<b>338,930</b>	<b>298,966</b>
<b>Costs and expenses:</b>			
Cost of sales, excluding depreciation shown below	195,985	173,106	155,668
Selling, general and administrative	62,141	57,207	51,093
Provision for credit losses	70,964	62,277	58,807
Loss on prepayment of debt	507	-	-
Interest expense	2,625	2,319	4,006
Depreciation and amortization	1,928	1,694	1,395
Loss on disposal of property and equipment	55	375	-
<b>Total costs and expenses</b>	<b>334,205</b>	<b>296,978</b>	<b>270,969</b>
<b>Income before taxes</b>	<b>45,046</b>	<b>41,952</b>	<b>27,997</b>
<b>Provision for income taxes</b>	<b>16,831</b>	<b>15,113</b>	<b>10,051</b>
<b>Net income</b>	<b>\$ 28,215</b>	<b>\$ 26,839</b>	<b>\$ 17,946</b>
<b>Less: Dividends on mandatorily redeemable preferred stock</b>	<b>40</b>	<b>40</b>	<b>40</b>
<b>Net income attributable to common stockholders</b>	<b>\$ 28,175</b>	<b>\$ 26,799</b>	<b>\$ 17,906</b>
<b>Earnings per share:</b>			
Basic	\$ 2.59	\$ 2.29	\$ 1.52
Diluted	\$ 2.54	\$ 2.27	\$ 1.52
<b>Weighted average number of shares outstanding:</b>			
Basic	10,861,403	11,681,880	11,747,183
Diluted	11,088,243	11,815,629	11,806,732

The accompanying notes are an integral part of these consolidated financial statements.

**Consolidated Statements of Cash Flows**  
**America's Car-Mart, Inc.**  
(In thousands)

Years Ended April 30,

	2011	2010	2009
Operating activities:			
Net income	\$ 28,215	\$ 26,839	\$ 17,946
Adjustments to reconcile net income from operations to net cash provided by operating activities:			
Provision for credit losses	70,964	62,277	58,807
Losses on claims for payment protection plan	4,927	4,504	4,061
Depreciation and amortization	1,928	1,694	1,395
Amortization of debt issuance costs	88	-	-
Loss (gain) on sale of property and equipment	55	375	(10)
Allowance related to acquisition of business, net change	-	(70)	-
Stock based compensation	2,885	2,727	2,112
Unrealized loss (gain) for change in fair value of interest rate swap	(72)	(155)	1,522
Deferred income taxes	4,212	816	4,912
Change in operating assets and liabilities:			
Finance receivable originations	(311,249)	(283,626)	(252,879)
Finance receivable collections	188,840	169,902	149,357
Accrued interest on finance receivables	(172)	(183)	55
Inventory	26,408	18,740	20,024
Prepaid expenses and other assets	(958)	284	(628)
Accounts payable and accrued liabilities	1,302	3,402	1,214
Deferred payment protection plan revenue	734	876	2,722
Income taxes, net	(1,248)	(151)	4,161
Excess tax benefit from share-based payments	5	(134)	(453)
Net cash provided by operating activities	<u>16,864</u>	<u>8,117</u>	<u>14,318</u>
Investing Activities:			
Purchase of property and equipment	(4,801)	(6,465)	(2,664)
Proceeds from sale of property and equipment	8	1,020	62
Net cash used in investing activities	<u>(4,793)</u>	<u>(5,445)</u>	<u>(2,602)</u>
Financing Activities:			
Exercise of stock options and warrants	-	200	301
Excess tax benefits from stock based compensation	5	134	453
Issuance of common stock	103	110	164
Purchase of common stock	(20,347)	(10,857)	(1,181)
Dividend payments	(40)	(40)	(40)
Debt issuance costs	(530)	-	-
Change in cash overdrafts	(610)	(1,046)	(900)
Proceeds from notes payable	-	-	15
Principal payments on note payable	(6,822)	(2,106)	(836)
Proceeds from revolving credit facilities	149,967	122,462	90,015
Payments on revolving credit facilities	(133,842)	(111,429)	(99,692)
Net cash used in financing activities	<u>(12,116)</u>	<u>(2,572)</u>	<u>(11,701)</u>
Increase (decrease) in cash and cash equivalents	(45)	100	15
Cash and cash equivalents, beginning of period	268	168	153
Cash and cash equivalents, end of period	<u>\$ 223</u>	<u>\$ 268</u>	<u>\$ 168</u>

The accompanying notes are an integral part of these consolidated financial statements.

**Consolidated Statements of Equity**  
**America's Car-Mart, Inc.**  
(Dollars in thousands)  
For the Years Ended April 30, 2011, 2010 and 2009

	Common Stock		Additional	Retained	Treasury	Non	Total
	Shares	Amount	Paid-In Capital	Earnings	Stock	Controlling Interest	Equity
Balance at April 30, 2008	12,091,628	\$ 121	\$ 37,284	\$ 105,307	\$ (5,490)	\$ 100	\$ 137,322
Issuance of common stock	11,517	-	164	-	-	-	164
Stock options/warrants exercised	85,821	1	300	-	-	-	301
Purchase of 95,343 treasury shares	-	-	-	-	(1,181)	-	(1,181)
Tax benefit of options exercised	-	-	453	-	-	-	453
Stock based compensation	39,499	-	2,112	-	-	-	2,112
Dividends on subsidiary preferred stock	-	-	-	(40)	-	-	(40)
Net income	-	-	-	17,946	-	-	17,946
Balance at April 30, 2009	12,228,465	\$ 122	\$ 40,313	\$ 123,213	\$ (6,671)	\$ 100	\$ 157,077
Issuance of common stock	5,426	-	110	-	-	-	110
Stock options/warrants exercised	11,250	-	200	-	-	-	200
Purchase of 431,846 treasury shares	-	-	-	-	(10,857)	-	(10,857)
Tax benefit of options exercised	-	-	134	-	-	-	134
Stock based compensation	23,666	1	2,726	-	-	-	2,727
Dividends on subsidiary preferred stock	-	-	-	(40)	-	-	(40)
Net income	-	-	-	26,839	-	-	26,839
Balance at April 30, 2010	12,268,807	\$ 123	\$ 43,483	\$ 150,012	\$ (17,528)	\$ 100	\$ 176,190
Issuance of common stock	4,851	-	103	-	-	-	103
Purchase of 848,900 treasury shares	-	-	-	-	(20,347)	-	(20,347)
Tax benefit of restricted stock vested	-	-	5	-	-	-	5
Stock based compensation	3,000	-	2,885	-	-	-	2,885
Dividends on subsidiary preferred stock	-	-	-	(40)	-	-	(40)
Net income	-	-	-	28,215	-	-	28,215
Balance at April 30, 2011	<u>12,276,658</u>	<u>\$ 123</u>	<u>\$ 46,476</u>	<u>\$ 178,187</u>	<u>\$ (37,875)</u>	<u>\$ 100</u>	<u>\$ 187,011</u>

The accompanying notes are an integral part of these consolidated financial statements.

**Notes to Consolidated Financial Statements**  
**America's Car-Mart, Inc.**

**A - Organization and Business**

America's Car-Mart, Inc., a Texas corporation (the "Company"), is the largest publicly held automotive retailer in the United States focused exclusively on the "Integrated Auto Sales and Finance" segment of the used car market. References to the Company typically include the Company's consolidated subsidiaries. The Company's operations are principally conducted through its two operating subsidiaries, America's Car-Mart, Inc., an Arkansas corporation ("Car-Mart of Arkansas") and Colonial Auto Finance, Inc., an Arkansas corporation ("Colonial"). Collectively, Car-Mart of Arkansas and Colonial are referred to herein as "Car-Mart." The Company primarily sells older model used vehicles and provides financing for substantially all of its customers. Many of the Company's customers have limited financial resources and would not qualify for conventional financing as a result of limited credit histories or past credit problems. As of April 30, 2011, the Company operated 106 dealerships located primarily in small cities throughout the South-Central United States.

**B - Summary of Significant Accounting Policies**

*Principles of Consolidation*

The consolidated financial statements include the accounts of America's Car-Mart, Inc. and its subsidiaries. All intercompany accounts and transactions have been eliminated.

*Segment Information*

Each dealership is an operating segment with its results regularly reviewed by the Company's chief operating decision maker in an effort to make decisions about resources to be allocated to the segment and to assess its performance. Individual dealerships meet the aggregation criteria under the current accounting guidance. The Company operates in the Integrated Auto Sales and Finance segment of the used car market, also referred to as the Integrated Auto Sales and Finance industry. In this industry, the nature of the sale and the financing of the transaction, financing processes, the type of customer and the methods used to distribute the Company's products and services, including the actual servicing of the contracts as well as the regulatory environment in which the Company operates all have similar characteristics. Each of our individual dealerships is similar in nature and only engages in the selling and financing of used vehicles. All individual dealerships have similar operating characteristics. As such, individual dealerships have been aggregated into one reportable segment.

*Use of Estimates*

The preparation of financial statements in conformity with accounting principles generally accepted in the United States of America requires management to make estimates and assumptions that affect the reported amount of assets and liabilities and disclosure of contingent assets and liabilities at the date of the financial statements, and the reported amounts of revenues and expenses during the period. Actual results could differ from those estimates.

*Concentration of Risk*

The Company provides financing in connection with the sale of substantially all of its vehicles. These sales are made primarily to customers residing in Alabama, Arkansas, Oklahoma, Tennessee, Texas, Kentucky and Missouri, with approximately 45% of revenues resulting from sales to Arkansas customers. Periodically, the Company maintains cash in financial institutions in excess of the amounts insured by the federal government. The Company's revolving credit facilities mature in November 2013. The Company expects that these credit facilities will be renewed or refinanced on or before the scheduled maturity dates.

### *Restrictions on Distributions/Dividends*

The Company's revolving credit facilities generally limit distributions by the Company to its shareholders in order to repurchase the Company's common stock to 75% of consolidated net income measured on a trailing twelve-month basis and require the maintenance of certain financial ratios, as defined. Thus, the Company is limited in the amount of dividends or other distributions it can make to its shareholders without the consent of the Company's lenders.

### *Cash Equivalents*

The Company considers all highly liquid instruments purchased with original maturities of three months or less to be cash equivalents.

### *Finance Receivables, Repossessions and Charge-offs and Allowance for Credit Losses*

The Company originates installment sale contracts from the sale of used vehicles at its dealerships. These installment sale contracts carry interest rates ranging from 5.5% to 19% using the simple effective interest method including any deferred fees. Contract origination costs are not significant. The installment sale contracts are not pre-computed contracts whereby borrowers are obligated to pay back principal plus the full amount of interest that will accrue over the entire term of the contract. Finance receivables are collateralized by vehicles sold and consist of contractually scheduled payments from installment contracts net of unearned finance charges and an allowance for credit losses. Unearned finance charges represent the balance of interest receivable to be earned over the entire term of the related installment contract, less the earned amount (\$1.1 million and \$1.0 million at April 30, 2011 and 2010, respectively), and as such, has been reflected as a reduction to the gross contract amount in arriving at the principal balance in finance receivables. An account is considered delinquent when a contractually scheduled payment has not been received by the scheduled payment date. While the Company does not formally place contracts on nonaccrual status, the immaterial amount of interest that may accrue after an account becomes delinquent up until the point of resolution via repossession or write-off, is reserved for against the accrued interest on the Consolidated Balance Sheets. Delinquent contracts are addressed and either made current by the customer, which is the case in most situations, or the vehicle is repossessed or written off, if the collateral cannot be recovered quickly. Customer payments are set to match their pay-day with approximately 80% of payments due on either a weekly or bi-weekly basis. The frequency of the payment due dates combined with the declining value of collateral lead to prompt resolutions on problem accounts. Accounts are delinquent when the customer is one day or more behind on their contractual payments. At April 30, 2011 2.9% of the Company's finance receivable balances were 30 days or more past due compared to 2.7% at April 30, 2010.

The Company works very hard to keep its delinquency percentages low, and not to repossess vehicles. Accounts one day late are sent a notice in the mail. Accounts three days late are contacted by telephone. Notes from each telephone contact are electronically maintained in the Company's computer system. If a customer becomes severely delinquent in his or her payments, and management determines that timely collection of future payments is not probable, the Company will take steps to repossess the vehicle. The Company attempts to resolve payment delinquencies amicably prior to repossessing a vehicle. Periodically, the Company enters into contract modifications with its customers to extend the payment terms. The Company only enters into a contract modification or extension if it believes such action will increase the amount of monies the Company will ultimately realize on the customer's account. At the time of modification, the Company expects to collect amounts due including accrued interest at the contractual interest rate for the period of delay. Other than the extension of additional time, concessions are not granted to customers at the time of modifications. Modifications are minor and are made for pay-day changes, minor vehicle repairs and other reasons. For those vehicles that are repossessed, the majority are returned or surrendered by the customer on a voluntary basis. Other repossessions are performed by Company personnel or third party repossession agents. Depending on the condition of a repossessed vehicle, it is either resold on a retail basis through a Company dealership, or sold for cash on a wholesale basis primarily through physical and/or on-line auctions.

The Company takes steps to repossess a vehicle when the customer becomes delinquent in his or her payments, and management determines that timely collection of future payments is not probable. Accounts are charged-off after the expiration of a statutory notice period for repossessed accounts, or when management determines that the timely collection of future payments is not probable for accounts where the Company has been unable to repossess the vehicle. For accounts with respect to which the vehicle was repossessed, the fair value of the repossessed vehicle is charged as a reduction of the gross finance receivable balance charged-off. On average, accounts are approximately 64 days past due at the time of charge-off. For previously charged-off accounts that are subsequently recovered, the amount of such recovery is credited to the allowance for credit losses.

The Company maintains an allowance for credit losses on an aggregate basis, as opposed to a contract-by-contract basis, at an amount it considers sufficient to cover estimated losses in the collection of its finance receivables. The Company accrues an estimated loss as it is probable that the entire amount will not be collected and the amount of the loss can be reasonably estimated in the aggregate. The allowance for credit losses is based primarily upon historical credit loss experience, with consideration given to recent credit loss trends and changes in contract characteristics (i.e., average amount financed and term), delinquency levels, collateral values, economic conditions and underwriting and collection practices. The allowance for credit losses is periodically reviewed by management with any changes reflected in current operations. Although it is at least reasonably possible that events or circumstances could occur in the future that are not presently foreseen which could cause actual credit losses to be materially different from the recorded allowance for credit losses, the Company believes that it has given appropriate consideration to all relevant factors and has made reasonable assumptions in determining the allowance for credit losses.

The Company offers retail customers in most states the option of purchasing a payment protection plan product as an add-on to the installment sale contract. This product contractually obligates the Company to cancel the remaining principal outstanding for any contract where the retail customer has totaled the vehicle, as defined, or the vehicle has been stolen. The Company periodically evaluates anticipated losses to ensure that if anticipated losses exceed deferred payment protection plan revenues, an additional liability is recorded for such difference. No such liability was required at April 30, 2011 or 2010.

#### *Inventory*

Inventory consists of used vehicles and is valued at the lower of cost or market on a specific identification basis. Vehicle reconditioning costs are capitalized as a component of inventory. Repossessed vehicles are recorded at fair value, which approximates wholesale value. The cost of used vehicles sold is determined using the specific identification method.

#### *Goodwill*

Goodwill reflects the excess of purchase price over the fair value of specifically identified net assets purchased. Goodwill and intangible assets deemed to have indefinite lives are not amortized but are subject to annual impairment tests at the Company's year-end. The impairment tests are based on the comparison of the fair value of the reporting unit to the carrying value of such unit. If the fair value of the reporting unit falls below its carrying value, the Company performs the second step of the two-step goodwill impairment process to determine the amount, if any, that the goodwill is impaired. The second step involves determining the fair value of the identifiable assets and liabilities and the implied goodwill. The implied goodwill is compared to the carrying value of the goodwill to determine the impairment, if any. There was no impairment of goodwill during fiscal 2011 or fiscal 2010.

#### *Property and Equipment*

Property and equipment are stated at cost. Expenditures for additions, remodels and improvements are capitalized. Costs of repairs and maintenance are expensed as incurred. Leasehold improvements are amortized over the shorter of the estimated life of the improvement or the lease period. The lease period includes the



primary lease term plus any extensions that are reasonably assured. Depreciation is computed principally using the straight-line method generally over the following estimated useful lives:

Furniture, fixtures and equipment	3 to 7 years
Leasehold improvements	5 to 15 years
Buildings and improvements	18 to 39 years

Property and equipment are reviewed for impairment whenever events or changes in circumstances indicate the carrying amount of an asset may not be recoverable. Recoverability of assets to be held and used is measured by a comparison of the carrying amount of an asset to future undiscounted net cash flows expected to be generated by the asset. If such assets are considered to be impaired, the impairment to be recognized is measured by the amount by which the carrying values of the impaired assets exceed the fair value of such assets. Assets to be disposed of are reported at the lower of the carrying amount or fair value less costs to sell.

#### *Cash Overdraft*

The Company's primary disbursement bank account is set up to operate with a fixed \$50,000 cash balance. As checks are presented for payment, monies are automatically drawn against cash collections for the day and, if necessary, are drawn against one of its revolving credit facilities. The cash overdraft balance principally represents outstanding checks, net of any deposits in transit that as of the balance sheet date had not yet been presented for payment.

#### *Deferred Sales Tax*

Deferred sales tax represents a sales tax liability of the Company for vehicles sold on an installment basis in the State of Texas. Under Texas law, for vehicles sold on an installment basis, the related sales tax is due as the payments are collected from the customer, rather than at the time of sale.

#### *Income Taxes*

Income taxes are accounted for under the liability method. Under this method, deferred tax assets and liabilities are determined based on differences between financial reporting and tax bases of assets and liabilities and are measured using the enacted tax rates expected to apply in the years in which these differences are expected to be recovered or settled.

Occasionally, the Company is audited by taxing authorities. These audits could result in proposed assessments of additional taxes. The Company believes that its tax positions comply in all material respects with applicable tax law. However, tax law is subject to interpretation, and interpretations by taxing authorities could be different from those of the Company, which could result in the imposition of additional taxes.

The Company recognizes the financial statement benefit of a tax position only after determining that the relevant tax authority would more likely than not sustain the position following an audit. For tax positions meeting the more likely than not threshold the amount recognized in the financial statements is the largest benefit that has a greater than 50 percent likelihood of being realized upon ultimate settlement with the relevant tax authority. The Company applies this methodology to all tax positions for which the statute of limitations remains open.

The Company is subject to income taxes in the U.S. federal jurisdiction and various state jurisdictions. Tax regulations within each jurisdiction are subject to the interpretation of the related tax laws and regulations and require significant judgment to apply. With few exceptions, the Company is no longer subject to U.S. federal, state and local income tax examinations by tax authorities for the fiscal years before 2008.

The Internal Revenue Service (“IRS”) recently concluded the previously reported examinations of the Company’s income tax returns for fiscal years 2008 and 2009. As a result of the examinations, the IRS has questioned whether deferred payment protection plan (“PPP”) revenue associated with the sale of certain receivables are subject to the acceleration of advance payments provision of the IRS code and whether the Company may deduct losses on the sale of the PPP receivables in excess of the income recognized on the underlying contracts. The issue is timing in nature and does not affect the overall tax provision, just the timing of required tax payments.

By letter dated April 2, 2010, the IRS delivered to the Company a revenue agent’s report, which proposes an adjustment for the items discussed above as well as interest. The Company intends to vigorously defend its position, and on April 23, 2010, the Company filed an administrative protest with the Appeals Office of the IRS. The protest disputes the income tax changes proposed by the IRS and requests a conference with a representative of the Appeals Office. The Company has not yet been notified by the Appeals Office of a date for the conference. If the matter is not resolved in the Appeals Office, and if the IRS intends to pursue its position, the Company fully intends to ask an appropriate court to consider the issue.

The Company’s policy is to recognize accrued interest related to unrecognized tax benefits in interest expense and penalties in operating expenses. The Company had no accrued penalties and/or interest as of April 30, 2011 and 2010, respectively.

#### *Revenue Recognition*

Revenues are generated principally from the sale of used vehicles, which in most cases includes a service contract and a payment protection plan product, and interest income and late fees earned on finance receivables. Revenues are net of taxes collected from customers and remitted to government agencies. Cost of vehicle sales include costs incurred by the Company to prepare the vehicle for sale including license and title costs, gasoline, transport services and repairs.

Revenues from the sale of used vehicles are recognized when the sales contract is signed, the customer has taken possession of the vehicle and, if applicable, financing has been approved. Revenues from the sale of service contracts are recognized ratably over the five-month service contract period. Service contract related expenses are included in cost of sales. Payment protection plan revenues are initially deferred and then recognized to income using the “Rule of 78’s” interest method over the life of the contract so that revenues are recognized in proportion to the amount of cancellation protection provided. Payment protection plan revenues are included in sales and related losses are included in cost of sales. Interest income is recognized on all active finance receivable accounts using the simple effective interest method. Active accounts include all accounts except those that have been paid-off or charged-off.

Sales consist of the following for the years ended April 30, 2011, 2010 and 2009:

<i>(In thousands)</i>	Years Ended April 30,		
	2011	2010	2009
Sales – used autos	\$ 300,107	\$ 273,584	\$ 241,723
Wholesales – third party	19,601	14,568	13,451
Service contract sales	12,042	11,452	10,274
Payment protection plan revenue	<u>10,109</u>	<u>9,152</u>	<u>7,892</u>
Total	<u>\$ 341,859</u>	<u>\$ 308,756</u>	<u>\$ 273,340</u>

At April 30, 2011 and 2010, finance receivables more than 90 days past due were approximately \$198,000 and \$134,000, respectively. Late fee revenues totaled approximately \$1.7 million, \$1.8 million and \$1.4

million for the fiscal years ended 2011, 2010 and 2009, respectively. Late fee revenue is recognized when collected and is reflected within interest and other income on the Consolidated Statements of Operations.

#### *Advertising Costs*

Advertising costs are expensed as incurred and consist principally of radio, television and print media marketing costs. Advertising costs amounted to \$3.4 million, \$2.9 million and \$2.8 million for the years ended April 30, 2011, 2010 and 2009, respectively.

#### *Employee Benefit Plans*

The Company has 401(k) plans for all of its employees meeting certain eligibility requirements. The plans provide for voluntary employee contributions and the Company matches 50% of employee contributions up to a maximum of 4% of each employee's compensation. The Company contributed approximately \$201,000, \$171,000, and \$156,000 to the plans for the years ended April 30, 2011, 2010 and 2009, respectively.

The Company offers employees the right to purchase common shares at a 15% discount from market price under the 2006 Employee Stock Purchase Plan which was approved by shareholders in October 2006. The Company takes a charge to earnings for the 15% discount. Amounts for fiscal years 2011, 2010 and 2009 were not material. A total of 200,000 shares were registered and 175,630 remain available for issuance at April 30, 2011.

#### *Earnings per Share*

Basic earnings per share are computed by dividing net income attributable to common stockholders by the average number of common shares outstanding during the period. Diluted earnings per share are computed by dividing net income attributable to common stockholders by the average number of common shares outstanding during the period plus common stock equivalents. The calculation of diluted earnings per share takes into consideration the potentially dilutive effect of common stock equivalents, such as outstanding stock options and non-vested stock, which if exercised or converted into common stock would then share in the earnings of the Company. In computing diluted earnings per share, the Company utilizes the treasury stock method and anti-dilutive securities are excluded.

#### *Stock-based Compensation*

The Company recognizes the cost of employee services received in exchange for awards of equity instruments, such as stock options and restricted stock, based on the fair value of those awards at the date of grant over the requisite service period. The Company uses the Black Scholes option pricing model to determine the fair value of stock option awards. The Company may issue either new shares or treasury shares upon exercise of these awards. Stock-based compensation plans, related expenses, and assumptions used in the Black Scholes option pricing model are more fully described in Note K.

#### *Warrants*

The Company had no remaining outstanding stock purchase warrants as of April 30, 2011, 2010 or 2009. During the year ended April 30, 2009, warrants for 18,750 shares were exercised with an intrinsic value of \$60,000.

#### *Treasury Stock*

The Company purchased 848,900, 431,846, and 95,343 shares of its common stock to be held as treasury stock for a total cost of \$20.3 million, \$10.9 million and \$1.2 million during the years ended April 30, 2011, 2010

and 2009, respectively. Treasury stock may be used for issuances under the Company's stock-based compensation plans or for other general corporate purposes.

#### *Recent Accounting Pronouncements*

*Fair value.* In January 2010, the FASB issued an update to the Fair Value topic. This update requires new disclosures for (i) transfers in and out of levels 1 and 2 and (ii) activity in level 3, by requiring the reconciliation to present separate information about purchases, sales, issuance, and settlements. Also, this update clarifies the disclosures related to the fair value of each class of assets and liabilities and the input and valuation techniques for both recurring and nonrecurring fair value measurements in levels 2 and 3. The effective date for the new disclosures and clarifications is for interim and annual reporting periods beginning after December 15, 2009 except for the disclosures about purchases, sales, issuances, and settlements, which is effective for fiscal years beginning after December 15, 2010. This update did not have a material impact on the Company's financial statements.

*Receivables.* In July 2010, the FASB adopted an update regarding disclosures about the credit quality of financing receivables and the allowance for credit losses. The enhanced disclosures are designed to assist financial statement users in assessing an entity's credit risk exposure and in evaluating the adequacy of an entity's allowance for credit losses. Entities will be required to provide enhanced disclosures regarding (i) the nature of the credit risk inherent in the receivable, (ii) how the entity analyzes and assesses credit risk to estimate the allowance for credit losses and (iii) changes in both the receivable and the allowance for credit losses and the reasons for those changes. This update did not have a material impact on the Company's financial statements.

## C - Finance Receivables, Net

The Company originates installment sale contracts from the sale of used vehicles at its dealerships. These installment sale contracts typically include interest rates ranging from 5.5% to 19% per annum, are collateralized by the vehicle sold and provide for payments over periods ranging from 12 to 36 months. The components of finance receivables as of April 30, 2011 and 2010 are as follows:

<i>(In thousands)</i>	Years Ended April 30,	
	2011	2010
Gross contract amount	\$ 317,956	\$ 292,498
Less unearned finance charges	<u>(35,478)</u>	<u>(31,447)</u>
Principal balance	282,478	261,051
Less allowance for credit losses	<u>(60,173)</u>	<u>(55,628)</u>
Finance receivables, net	<u>\$ 222,305</u>	<u>\$ 205,423</u>

Changes in the finance receivables, net for the years ended April 30, 2011, 2010 and 2009 are as follows:

<i>(In thousands)</i>	Years Ended April 30,		
	2011	2010	2009
Balance at beginning of period	\$ 205,423	\$ 182,041	\$ 163,344
Finance receivable originations	311,249	283,626	252,879
Finance receivables from acquisition of business	-	70	11
Finance receivable collections	(188,840)	(169,902)	(149,357)
Provision for credit losses	(70,964)	(62,277)	(58,807)
Losses on claims for payment protection plan	(4,927)	(4,504)	(4,061)
Inventory acquired in repossession and payment protection plan claims	<u>(29,636)</u>	<u>(23,631)</u>	<u>(21,968)</u>
Balance at end of period	<u>\$ 222,305</u>	<u>\$ 205,423</u>	<u>\$ 182,041</u>

Changes in the finance receivables allowance for credit losses for the years ended April 30, 2011, 2010 and 2009 are as follows:

<i>(In thousands)</i>	Years Ended April 30,		
	2011	2010	2009
Balance at beginning of period	\$ 55,628	\$ 49,310	\$ 44,809
Provision for credit losses	70,964	62,277	58,807
Allowance related to acquisition of business, net change	-	(70)	(11)
Charge-offs, net of recovered collateral	<u>(66,419)</u>	<u>(55,889)</u>	<u>(54,295)</u>
Balance at end of period	<u>\$ 60,173</u>	<u>\$ 55,628</u>	<u>\$ 49,310</u>

The factors which influenced management's judgment in determining the amount of the additions to the allowance charged to provision for credit losses are described below:

The level of actual charge-offs, net of recovered collateral, is the most important factor in determining the charges to the provision for credit losses. This is due to the fact that once a contract becomes delinquent the account is either made current by the customer, the vehicle is repossessed or the account is written off if the

collateral cannot be recovered. Higher sales volumes had the effect of increasing required additions to the allowance charged to the provision for fiscal 2011 and fiscal 2010. The increases were tempered to an extent by the lower relative charge-off amount in fiscal 2010, but higher charge-offs in fiscal 2011 had the effect of increasing additions to the allowance charged to the provision.

Collections and delinquency levels have a significant effect on additions to the allowance and are reviewed frequently. Collections as a percentage of average finance receivables were positive and fairly consistent between years limiting somewhat the required additions to the allowance. Also, delinquencies greater than 30 days were relatively stable at 2.9% for April 30, 2011 compared to 2.7% at April 30, 2010, which served to offset the higher additions resulting from increased sales volumes.

Macro-economic factors as well as proper execution of operational policies and procedures have a significant effect on additions to the allowance charged to the provision. Higher unemployment levels, higher gasoline prices and higher prices for staple items can potentially have a significant effect. While overall macro-economic factors were still unfavorable during fiscal 2011, the Company is focused on continuing operational improvements within the collections area as well as market share gains and governmental stimulus funds directly benefitting most of the Company's customers were positive as related to credit results when compared to the prior years.

#### **D - Property and Equipment**

A summary of property and equipment is as follows:

<i>(In thousands)</i>	April 30,	
	2011	2010
Land	\$ 6,079	\$ 5,924
Buildings and improvements	9,947	9,412
Furniture, fixtures and equipment	7,618	6,261
Leasehold improvements	10,063	7,822
Construction in progress	732	455
Less accumulated depreciation and amortization	<u>(8,907)</u>	<u>(7,152)</u>
	<u>\$ 25,532</u>	<u>\$ 22,722</u>

## E - Accrued Liabilities

A summary of accrued liabilities is as follows:

<i>(In thousands)</i>	April 30,	
	2011	2010
Compensation	\$ 4,203	\$ 4,251
Cash Overdraft (see Note B)	-	610
Deferred service contract revenue (see Note B)	2,970	2,670
Deferred sales tax (see Note B)	1,684	1,613
Interest rate swap	-	1,367
Interest	117	147
Other	2,375	2,017
	<u>\$ 11,349</u>	<u>\$ 12,675</u>

## F – Debt Facilities

A summary of revolving credit facilities is as follows:

<i>(In thousands)</i>	Aggregate Amount	Interest Rate	Maturity	Balance at	
				April 30, 2011	April 30, 2010
Revolving credit facilities	\$90.0 million	Prime +/-	November 2013	\$ 47,539	\$ -
Revolving credit facilities	\$51.5 million	Prime +/-	April 2011	\$ -	\$ 31,944
			(3.0% at April 30, 2011 and 4.25% at April 30, 2010)		

On November 4, 2010, the Company paid off its revolving credit facilities existing at that time along with the remaining balance of its term loan (\$6.8 million at April 30, 2010) and simultaneously entered into a new loan and security agreement (“Credit Facilities”) with a group of lenders providing revolving credit facilities totaling \$90 million. The Credit Facilities expire in November 2013. The revolving credit facilities are collateralized primarily by finance receivables and inventory of Car-Mart, are cross collateralized and contain a guarantee by the Company. Interest is payable monthly under the revolving credit facilities at the Base Rate plus applicable margin according to levels determined by the leverage ratio, as defined. The base rate is defined as the higher of (1) the “National Prime Rate” as published by the Wall Street Journal or (2) the overnight cost of federal funds as announced by the U.S. Federal Reserve System plus .50%. The Company may also choose to elect to convert any portion of the Base Rate Revolver Loans to a LIBOR Loan. The Credit Facilities contain various reporting and performance covenants including (i) maintenance of certain financial ratios and tests, (ii) limitations on borrowings from other sources, (iii) restrictions on certain operating activities, and (iv) limitations on the payment of dividends or distributions. The Company was in compliance with the covenants at April 30, 2011. The amount available to be drawn under the credit facilities is a function of eligible finance receivables and inventory. Based upon eligible finance receivables and inventory at April 30, 2011, the Company had additional availability of \$43 million under the new revolving credit facilities.

The Company incurred a yield maintenance fee of \$507,000 associated with the early payoff of the term loan. This amount is reflected in the fiscal 2011 operating results in loss on prepayment of debt.

In connection with the refinancing of the revolving credit facilities in November, 2010, the Company incurred debt issuance costs of \$530,000 which were deferred and will be amortized over the life of the new

agreements. The Company recognized \$88,000 of amortization in fiscal 2011 related to the debt issuance costs. The amortization is reflected as interest expense in the Company's Consolidated Statement of Operations.

The Company also had a \$1.0 million term loan secured by the corporate aircraft. The aircraft was sold in fiscal 2010 and the related loan was paid off.

On May 2, 2011, the revolving credit facilities were amended to allow for up to \$40 million in share repurchases during fiscal 2012, subject to the maintenance of certain financial ratios as defined.

#### *Interest Rate Swap Agreement*

On May 16, 2008, the Company entered into an interest rate swap agreement ("Agreement") with its primary lender for a notional principal amount of \$20 million. The effective date of the Agreement was May 20, 2008. The Agreement was set to mature on May 31, 2013 and provides that the Company will pay monthly interest on the notional amount at a fixed rate of 6.68% and receive monthly interest on the notional amount at a floating rate based on the bank's prime lending rate, an initial rate of 5.00% (effective rate of 3.25% at April 30, 2010). The Company entered into this Agreement to manage a portion of its interest rate exposure by effectively converting a portion of its variable rate debt into fixed rate debt; however, due to unfavorable interest rate movements, the Company terminated the interest rate swap agreement in April 2011 for \$1.3 million. The Agreement was not designated as a hedge by Company management; therefore, the gain (loss) on the Agreement is reported in earnings. The net income for the Agreement reported in earnings as interest expense was \$72,000 and \$155,000 for the years ended April 30, 2011 and 2010, respectively. The fair value of the Agreement is included in accrued liabilities on the consolidated balance sheet and was \$1.4 million at April 30, 2010. The interest on the credit facilities, the net settlements under the interest rate swap, and the changes in the fair value of the Agreement are all reflected in interest expense in the Company's Consolidated Statement of Operations.

#### **G – Fair Value Measurements**

Fair value is the price that would be received to sell an asset or paid to transfer a liability in an orderly transaction between market participants at the measurement date (exit price). Fair value measurements are classified and disclosed in one of the following categories:

Level 1: Unadjusted quoted prices in active markets that are accessible at the measurement date for identical, unrestricted assets or liabilities. The Company considers active markets as those in which transactions for the assets or liabilities occur in sufficient frequency and volume to provide pricing information on an ongoing basis.

Level 2: Quoted prices in markets that are not active, or inputs which are observable, either directly or indirectly, for substantially the full term of the asset or liability. This category includes those derivative instruments that the Company values using observable market data. Substantially all of these inputs are observable in the marketplace throughout the full term of the derivative instrument, can be derived from observable data, or supported by observable levels at which transactions are executed in the marketplace. Level 2 instruments primarily include non-exchange traded derivatives such as over-the-counter commodity price swaps, investments and interest rate swaps. The Company's valuation models are primarily industry-standard models that consider various inputs including (a) quoted forward prices for commodities, (b) time value and (c) current market and contractual prices for the underlying instruments, as well as other relevant economic measures. The Company utilizes its counterparties' valuations to assess the reasonableness of its prices and valuation techniques.

Level 3: Measured based on prices or valuation models that require inputs that are both significant to the fair value measurement and less observable from objective sources (i.e., supported by little or no market activity). Level 3 instruments primarily include derivative instruments, such as basis swaps, commodity price collars and floors, as well as investments. The Company's valuation models are primarily industry-standard models that consider various inputs including (a) quoted forward prices for commodities, (b) time value, (c) volatility factors



and (d) current market and contractual prices for the underlying instruments, as well as other relevant economic measures. Although the Company utilizes its counterparties' valuations to assess the reasonableness of its prices and valuation techniques, it does not have sufficient corroborating market evidence to support classifying these assets and liabilities as Level 2.

Financial and non-financial assets and liabilities are classified based on the lowest level of input that is significant to the fair value measurement. The Company's assessment of the significance of a particular input to the fair value measurement requires judgment, and may affect the valuation of the fair value of assets and liabilities and their placement within the fair value hierarchy levels. The following table summarizes the valuation of the Company's financial instrument by pricing levels:

Fair Value Measurements Using			
<i>(in thousands)</i>	Quoted prices inactive markets (Level 1)	Significant other observable inputs (Level 2)	Significant unobservable inputs (Level 3)
Interest Rate Swap at April 30, 2010	-	\$ (1,367)	-

### *Fair Value of Financial Instruments*

The table below summarizes information about the fair value of financial instruments included in the Company's financial statements at April 30, 2011 and 2010:

<i>(In thousands)</i>	April 30, 2011		April 30, 2010	
	Carrying Value	Fair Value	Carrying Value	Fair Value
Cash	\$ 223	\$ 223	\$ 268	\$ 268
Finance receivables, net	222,305	176,549	205,423	163,157
Accounts payable	7,742	7,742	5,796	5,796
Revolving credit facilities	47,539	47,539	31,944	31,944
Notes payable	-	-	6,822	7,322

Because no market exists for certain of the Company's financial instruments, fair value estimates are based on judgments and estimates regarding yield expectations of investors, credit risk and other risk characteristics, including interest rate and prepayment risk. These estimates are subjective in nature and involve uncertainties and matters of judgment and therefore cannot be determined with precision. Changes in assumptions could significantly affect these estimates. The methodology and assumptions utilized to estimate the fair value of the Company's financial instruments are as follows:

<u>Financial Instrument</u>	<u>Valuation Methodology</u>
Cash	The carrying amount is considered to be a reasonable estimate of fair value due to the short-term nature of the financial instrument.
Finance receivables, net	The Company estimated the fair value of its receivables at what a third party purchaser might be willing to pay. The Company has had discussions with third parties and has recently bought and sold portfolios, and has had a recent third party appraisal that indicates a 37.5% discount to face would be a reasonable fair value in a negotiated third party transaction. The sale of finance receivables from Car-Mart of Arkansas to Colonial is at a 37.5% discount. For financial reporting purposes these sale transactions are eliminated. Since the Company does not intend

to offer the receivables for sale to an outside third party, the expectation is that the book value at April 30, 2011, will be ultimately collected. By collecting the accounts internally the Company expects to realize more than a third party purchaser would expect to collect with a servicing requirement and a profit margin included.

Accounts payable	The carrying amount is considered to be a reasonable estimate of fair value due to the short-term nature of the financial instrument.
Revolving credit facilities	The fair value approximates carrying value due to the variable interest rates charged on the borrowings, which reprice frequently.
Notes payable	On November 4, 2010 the Company paid off the term loan and incurred a \$507,000 yield maintenance fee in connection with the early payoff of the term loan. This fee, plus the principal balance is considered to be the fair value. The estimated fair value at April 30, 2010 was determined based on the outstanding principal balance plus an estimate of the yield maintenance fee at that time.

## H - Income Taxes

The provision for income taxes was as follows:

<i>(In thousands)</i>	Years Ended April 30,		
	2011	2010	2009
Provision for income taxes			
Current	\$ 12,619	\$ 14,297	\$ 5,139
Deferred	<u>4,212</u>	<u>816</u>	<u>4,912</u>
	<u>\$ 16,831</u>	<u>\$ 15,113</u>	<u>\$ 10,051</u>

The provision for income taxes is different from the amount computed by applying the statutory federal income tax rate to income before income taxes for the following reasons:

<i>(In thousands)</i>	Years Ended April 30,		
	2011	2010	2009
Tax provision at statutory rate	\$ 15,766	\$ 14,264	\$ 9,505
State taxes, net of federal benefit	980	876	820
Other, net	<u>85</u>	<u>(27)</u>	<u>(274)</u>
	<u>\$ 16,831</u>	<u>\$ 15,113</u>	<u>\$ 10,051</u>

Deferred income taxes reflect the net tax effects of temporary differences between the carrying amounts of assets and liabilities for financial reporting purposes and the amounts used for income tax purposes. Significant components of the Company's deferred tax assets and liabilities were as follows:

<i>(In thousands)</i>	April 30,	
	2011	2010
Deferred tax liabilities related to:		
Finance receivables	\$ 17,690	\$ 14,528
Property and equipment	1,627	232
Total	<u>19,317</u>	<u>14,760</u>
Deferred tax assets related to:		
Accrued liabilities	2,362	1,891
Inventory	124	957
Share based compensation	2,974	1,797
Interest rate swap	-	504
Payment protection plan	452	418
Total	<u>5,912</u>	<u>5,567</u>
Deferred tax liabilities, net	<u>\$ 13,405</u>	<u>\$ 9,193</u>

### I – Capital Stock

The Company is authorized to issue up to one million shares of \$.01 par value preferred stock in one or more series having such respective terms, rights and preferences as are designated by the Board of Directors. The Company has not issued any preferred stock.

A subsidiary of the Company has issued 500,000 shares of \$1.00 par value preferred stock which carries an 8% cumulative dividend. The Company's subsidiary can redeem the preferred stock at any time at par value plus any unpaid dividends. After April 30, 2011, a holder of 400,000 shares of the subsidiary preferred stock can require the Company's subsidiary to redeem such stock for \$400,000 plus any unpaid dividends.

### J – Weighted Average Shares Outstanding

Weighted average shares of common stock outstanding used in the calculation of basic and diluted earnings per share were as follows:

	Years Ended April 30,		
	2011	2010	2009
Weighted average shares outstanding - basic	10,861,403	11,681,880	11,747,183
Dilutive options, warrants and restricted stock	<u>226,840</u>	<u>133,749</u>	<u>59,549</u>
Weighted average shares outstanding - diluted	<u>11,088,243</u>	<u>11,815,629</u>	<u>11,806,732</u>
Antidilutive securities not included:			
Options and warrants	556,000	357,675	470,266

### K - Stock Based Compensation Plans

The Company has stock based compensation plans available to grant non-qualified stock options, incentive stock options and restricted stock to employees, directors and certain advisors of the Company. The stock based compensation plans currently being utilized are the 2007 Stock Option Plan (the "2007 Plan") and the Stock Incentive Plan. At April 30, 2011, there are 146,897 vested but unexercised options outstanding under the 1997 Option Plan ("1997 Plan"). The Company recorded total stock based compensation expense for all plans of \$2.9 million (\$1.8 million after tax effects) and \$2.7 million (\$1.7 million after tax effects) for the year ended

April 30, 2011 and 2010, respectively. Tax benefits were recognized for these costs at the Company's overall effective tax rate.

*Stock Options*

The Company has options outstanding under two stock option plans approved by the shareholders, the 1997 Stock Option Plan ("1997 Plan") and the 2007 Stock Option Plan (the "2007 Plan"). While previously granted options remain outstanding, no additional option grants may be made under the 1997 Plan. The shareholders of the Company approved an amendment to the Company's 2007 Plan on October 13, 2010. The amendment increased from 1,000,000 to 1,500,000 the number of options to purchase our common stock that may be issued under the 2007 Plan. The 2007 Plan provides for the grant of options to purchase shares of the Company's common stock to employees, directors and certain advisors of the Company at a price not less than the fair market value of the stock on the date of grant and for periods not to exceed ten years. Options granted under the Company's stock option plans expire in the calendar years 2012 through 2020.

	<u>1997 Plan</u>	<u>2007 Plan</u>
Minimum exercise price as a percentage of fair market value at date of	100%	100%
Last expiration date for outstanding options	July 2, 2017	July 1, 2020
Shares available for grant at April 30, 2011	-	506,250

The fair value of options granted is estimated on the date of grant using the Black-Scholes option pricing model based on the assumptions in the table below.

	<u>April 30, 2011</u>	<u>April 30, 2010</u>	<u>April 30, 2009</u>
Expected terms (years)	5.0	5.0	5.0
Risk-free interest rate	1.80%	2.07%	3.33%
Volatility	50%	54%	90%
Dividend yield	-	-	-

The expected term of the options is based on evaluations of historical and expected future employee exercise behavior. The risk-free interest rate is based on the U.S. Treasury rates at the date of grant with maturity dates approximately equal to the expected life at the grant date. Volatility is based on historical volatility of the Company's common stock. The Company has not historically issued any dividends and does not expect to do so in the foreseeable future.

The following is an aggregate summary of the activity in the Company's stock option plans from April 30, 2008 to April 30, 2011:

	Number of Shares	Exercise Price per Share	Proceeds on Exercise	Weighted Average Exercise Price per Share
Outstanding at April 30, 2008	593,647	\$ 3.67 to \$ 23.75	\$ 7,187,058	\$ 12.11
Granted	15,000	\$ 18.86	282,900	18.86
Exercised	<u>(82,000)</u>	\$ 3.67	<u>(300,940)</u>	3.67
Outstanding at April 30, 2009	526,647	\$ 3.67 to \$ 23.75	\$ 7,169,018	\$ 13.61
Granted	595,000	\$ 21.14 to \$ 24.47	14,396,700	24.20
Exercised	<u>(11,250)</u>	\$ 13.37 to \$ 21.14	<u>(200,138)</u>	17.79
Outstanding at April 30, 2010	1,110,397	\$ 6.59 to \$ 24.47	\$ 21,365,580	\$ 19.24
Granted	23,750	\$ 22.87	543,163	22.87
Expired	<u>(1,000)</u>	\$ 11.62	<u>(11,620)</u>	11.62
Outstanding at April 30, 2011	<u>1,133,147</u>		<u>\$ 21,897,123</u>	\$ 19.32

Stock option compensation expense on a pre-tax basis was \$2.7 million (\$1.7 million after tax effects) and \$2.5 million (\$1.6 million after tax effects) and \$1.5 million (\$1 million after tax effects) for the years ended April 30, 2011, 2010 and 2009, respectively. As of April 30, 2011, the Company had \$3.3 million of total unrecognized compensation cost related to unvested options. Unvested outstanding options have a weighted-average remaining vesting period of 1.88 years.

Options for 23,750 common shares were granted to the directors on July 1, 2010. Options for 100,000 common shares were granted to certain non-executive employees on October 1, 2009 and vest on September 30, 2012. Options for 480,000 common shares were granted to executive officers on November 27, 2009 and vest annually in 20% increments. The grant-date fair value of all options granted during fiscal 2011, 2010 and 2009 was \$244,000, \$6.9 million and \$201,000, respectively. The options were granted at fair market value on date of grant.

The aggregate intrinsic value of outstanding options at April 30, 2011 and 2010 was \$5.8 million and \$6.8 million, respectively.

The Company received cash from options exercised of \$200,000 and \$301,000 in fiscal years 2010 and 2009, respectively. The impact of these cash receipts is included in financing activities in the accompanying Consolidated Statements of Cash Flows. The intrinsic value for options exercised was \$85,000 and \$1.3 million in fiscal years 2010 and 2009, respectively. There were no options exercised in fiscal 2011.

A summary of vested and exercisable stock options outstanding as of April 30, 2011 is as follows:

Range of Exercise Prices	Number of Shares	Weighted Average Remaining Contractual Life	Weighted Average Exercise Price
\$6.59 to \$ 8.77	47,147	.99	\$ 8.14
11.62 to 24.47	602,000	3.63	9.01
	<u>649,147</u>	6.14	\$ 15.66

#### *Stock Incentive Plan*

The shareholders of the Company approved an amendment to the Company's Stock Incentive Plan on October 14, 2009. The amendment increased from 150,000 to 350,000 the number of shares of common stock that may be issued under the Stock Incentive Plan. For shares issued under the Stock Incentive Plan, the associated compensation expense is generally recognized equally over the vesting periods established at the award date and is subject to the employee's continued employment by the Company.

The following is a summary of the activity in the Company's Stock Incentive Plan:

	Number of Shares	Weighted Average Grant Date Fair Value
Unvested shares at April 30, 2010	32,000	\$ 22.50
Shares granted	84	26.79
Shares vested	<u>3,084</u>	19.93
Unvested Shares at April 30, 2011	29,000	\$ 22.79

There were 84 shares granted under the stock incentive plan that were immediately vested in fiscal 2011. The shares were granted at the market prices of the Company's stock on the grant date. During the fiscal year 2010, 10,000 restricted shares were granted with a fair value of \$19.06 per share and 20,000 restricted shares were granted with a fair value of \$24.47 per share, the market prices of the Company's stock on the grant dates. There were no restricted shares granted during fiscal 2009.

The fair value at vesting for awards under the stock incentive plan was \$76,000, \$624,000 and \$616,000 in fiscal 2011, 2010 and 2009, respectively.

A total of 187,027 shares remain available for award at April 30, 2011.

The Company recorded compensation cost of \$188,000 (\$118,000 after tax effects), \$220,000 (\$141,000 after tax effects) and \$627,000 (\$401,000 after tax effects) related to the Stock Incentive Plan during the years ended April 30, 2011, 2010 and 2009, respectively. As of April 30, 2011 the Company had \$454,000 of total unrecognized compensation cost related to unvested awards granted under the Stock Incentive Plan, which the Company expects to recognize over a weighted-average remaining period of 3.37 years.

## L - Commitments and Contingencies

### *Facility Leases*

The Company leases certain dealership and office facilities under various non-cancelable operating leases. Dealership leases are generally for periods from three to five years and contain multiple renewal options. As of April 30, 2011 the aggregate rentals due under such leases, including renewal options that are reasonably assured, were as follows:

Years Ending April 30,	Amount <i>(In thousands)</i>
2012	\$ 3,616
2013	3,552
2014	3,373
2015	3,331
2016	3,151
Thereafter	<u>16,362</u>
	<u>\$ 33,385</u>

The \$33.4 million of lease commitments includes \$6.2 million of non-cancelable lease commitments under the primary lease terms, and \$27.2 million of lease commitments for renewal periods at the Company's option that are reasonably assured. For the years ended April 30, 2011, 2010 and 2009, rent expense for all operating leases amounted to approximately \$3.7 million, \$3.5 million, and \$3.0 million, respectively.

### *Litigation*

In the ordinary course of business, the Company has become a defendant in various types of other legal proceedings. The Company does not expect the final outcome of any of these actions, individually or in the aggregate, to have a material adverse effect on the Company's financial position, annual results of operations or cash flows. However, the results of legal proceedings cannot be predicted with certainty, and an unfavorable resolution of one or more of these legal proceedings could have a material adverse effect on the Company's financial position, annual results of operations or cash flows.

### *Related Finance Company*

Car-Mart of Arkansas and Colonial do not meet the affiliation standard for filing consolidated income tax returns, as such they file separate federal and state income tax returns. Car-Mart of Arkansas routinely sells its finance receivables to Colonial at what the Company believes to be fair market value and is able to take a tax deduction at the time of sale for the difference between the tax basis of the receivables sold and the sales price. These types of transactions, based upon facts and circumstances, have been permissible under the provisions of the Internal Revenue Code ("IRC") as described in the Treasury Regulations. For financial accounting purposes, these transactions are eliminated in consolidation, and a deferred tax liability has been recorded for this timing difference. The sale of finance receivables from Car-Mart of Arkansas to Colonial provides certain legal protection for the Company's finance receivables and, principally because of certain state apportionment characteristics of Colonial, also has the effect of reducing the Company's overall effective state income tax rate by approximately 240 basis points. The actual interpretation of the Regulations is in part a facts and circumstances matter. The Company believes it satisfies the material provisions of the Regulations. Failure to satisfy those provisions could result in the loss of a tax deduction at the time the receivables are sold, and have the effect of increasing the Company's overall effective income tax rate as well as the timing of required tax payments.

The IRS recently concluded the previously reported examinations of the Company's income tax returns for fiscal years 2008 and 2009. As a result of the examinations, the IRS has questioned whether deferred payment protection plan (PPP) revenue associated with the sale of certain receivables are subject to the acceleration of advance payments provision of the IRC and whether the Company may deduct losses on the sale of the PPP receivables in excess of the income recognized on the underlying contracts. The issue is timing in nature and does not affect the overall tax provision, but affects the timing of required tax payments.

By letter dated April 2, 2010, the IRS delivered to the Company a revenue agent's report, which proposes an adjustment for the items discussed above as well as interest. The Company intends to vigorously defend its position, and on April 23, 2010, the Company filed an administrative protest with the Appeals Office of the IRS. The protest disputes the income tax changes proposed by the IRS and requests a conference with a representative of the Appeals Office. The Company has not yet been notified by the Appeals Office of a date for the conference. If the matter is not resolved in the Appeals Office, and if the IRS intends to pursue its position, the Company fully intends to ask an appropriate court to consider the issue.

### M - Supplemental Cash Flow Information

Supplemental cash flow disclosures for the years ended April 30, 2011, 2010 and 2009 are as follows:

<i>(in thousands)</i>	Years Ended April 30,		
	2011	2010	2009
Supplemental disclosures:			
Interest paid	\$ 2,727	\$ 2,293	\$ 2,540
Income taxes paid, net	13,857	14,453	978
Non-cash transactions:			
Inventory acquired in repossession and payment protection plan claims	29,636	23,631	21,968



## N - Quarterly Results of Operations (unaudited)

A summary of the Company's quarterly results of operations for the years ended April 30, 2011 and 2010 is as follows (in thousands, except per share information):

	Year Ended April 30, 2011				
	First Quarter	Second Quarter	Third Quarter	Fourth Quarter	Total
Revenues	\$ 91,460	\$ 91,835	\$ 92,569	\$ 103,387	\$ 379,251
Gross profit	36,169	35,342	34,621	39,742	145,874
Net income	7,965	6,189	5,688	8,373	28,215
Net income attributable to common stockholders	7,955	6,179	5,678	8,363	28,175
Earnings per share:					
Basic	0.71	0.57	0.53	0.79	2.59
Diluted	0.70	0.56	0.52	0.78	2.54

	Year Ended April 30, 2010				
	First Quarter	Second Quarter	Third Quarter	Fourth Quarter	Total
Revenues	\$ 83,755	\$ 82,561	\$ 83,805	\$ 88,809	\$ 338,930
Gross profit	33,930	32,924	33,314	35,482	135,650
Net income	7,028	6,312	6,279	7,220	26,839
Net income attributable to common stockholders	7,018	6,302	6,269	7,210	26,799
Earnings per share:					
Basic	0.60	0.54	0.54	0.63	2.29
Diluted	0.60	0.53	0.53	0.62	2.27

### Item 9. Changes in and Disagreements with Accountants on Accounting and Financial Disclosure

None.

### Item 9A. Controls and Procedures

#### Disclosure Controls and Procedures

Based on management's evaluation (with the participation of the Company's Chief Executive Officer and Chief Financial Officer), as of April 30, 2011, the Company's Chief Executive Officer and Chief Financial Officer have concluded that the Company's disclosure controls and procedures (as defined in Rules 13a-15(e) and 15d-15(e) under the Securities Exchange Act of 1934, as amended (the "Exchange Act")), are effective to provide reasonable assurance that information required to be disclosed by the Company in the reports it files or submits under the Exchange Act is recorded, processed, summarized and reported within the time periods specified in the SEC rules and forms, and that such information is accumulated and communicated to management, including the Company's Chief Executive Officer (principal executive officer) and Chief Financial Officer (principal financial officer), to allow timely decisions regarding required disclosure.

#### Management's Report on Internal Control Over Financial Reporting

Management of the Company is responsible for establishing and maintaining adequate internal control over financial reporting as defined in Rules 13a-15(f) and 15d-15(f) under the Exchange Act. The Company's

internal control over financial reporting is designed to provide reasonable assurance regarding the reliability of the Company's financial reporting and the preparation of financial statements for external purposes in accordance with U.S. generally accepted accounting principles.

Because of its inherent limitations, internal control over financial reporting may not prevent or detect misstatements. Therefore, even those systems determined to be effective can provide only reasonable assurance with respect to financial statement preparation and presentation. Also, projections of any evaluation of effectiveness to future periods are subject to the risk that controls may become inadequate because of changes in conditions, or that the degree of compliance with the policies or procedures may deteriorate.

Management assessed the effectiveness of the Company's internal control over financial reporting as of April 30, 2011. In making this assessment, management used the criteria set forth in *Internal Control-Integrated Framework* issued by the Committee of Sponsoring Organizations of the Treadway Commission (COSO).

Based on management's assessment, management believes that the Company maintained effective internal control over financial reporting as of April 30, 2011.

The Company's independent registered public accounting firm independently assessed the effectiveness of the Company's internal control over financial reporting and has issued an attestation report on management's assessment of the Company's internal control over financial reporting. That report appears below.

## Report of Independent Registered Public Accounting Firm

Board of Directors and Stockholders  
America's Car-Mart, Inc.

We have audited America's Car-Mart, Inc. and subsidiaries' (a Texas corporation) internal control over financial reporting as of April 30, 2011, based on criteria established in *Internal Control—Integrated Framework* issued by the Committee of Sponsoring Organizations of the Treadway Commission (COSO). America's Car-Mart, Inc.'s management is responsible for maintaining effective internal control over financial reporting and for its assessment of the effectiveness of internal control over financial reporting, included in the accompanying Management's Report on Internal Control over Financial Reporting. Our responsibility is to express an opinion on America's Car-Mart, Inc.'s internal control over financial reporting based on our audit.

We conducted our audit in accordance with the standards of the Public Company Accounting Oversight Board (United States). Those standards require that we plan and perform the audit to obtain reasonable assurance about whether effective internal control over financial reporting was maintained in all material respects. Our audit included obtaining an understanding of internal control over financial reporting, assessing the risk that a material weakness exists, testing and evaluating the design and operating effectiveness of internal control based on the assessed risk, and performing such other procedures as we considered necessary in the circumstances. We believe that our audit provides a reasonable basis for our opinion.

A company's internal control over financial reporting is a process designed to provide reasonable assurance regarding the reliability of financial reporting and the preparation of financial statements for external purposes in accordance with generally accepted accounting principles. A company's internal control over financial reporting includes those policies and procedures that (1) pertain to the maintenance of records that, in reasonable detail, accurately and fairly reflect the transactions and dispositions of the assets of the company; (2) provide reasonable assurance that transactions are recorded as necessary to permit preparation of financial statements in accordance with generally accepted accounting principles, and that receipts and expenditures of the company are being made only in accordance with authorizations of management and directors of the company; and (3) provide reasonable assurance regarding prevention or timely detection of unauthorized acquisition, use, or disposition of the company's assets that could have a material effect on the financial statements.

Because of its inherent limitations, internal control over financial reporting may not prevent or detect misstatements. Also, projections of any evaluation of effectiveness to future periods are subject to the risk that controls may become inadequate because of changes in conditions, or that the degree of compliance with the policies or procedures may deteriorate.

In our opinion, America's Car-Mart, Inc. and subsidiaries maintained, in all material respects, effective internal control over financial reporting as of April 30, 2011, based on criteria established in *Internal Control—Integrated Framework* issued by COSO.

We also have audited, in accordance with the standards of the Public Company Accounting Oversight Board (United States), the consolidated balance sheets of America's Car-Mart, Inc. and subsidiaries as of April 30, 2011 and 2010, and the related consolidated statements of operations, cash flows and equity for each of the three years in the period ended April 30, 2011 and our report dated June 17, 2011 expressed an unqualified opinion.

/s/ GRANT THORNTON LLP

Tulsa, Oklahoma  
June 17, 2011

### **Changes in Internal Control Over Financial Reporting**

There were no changes in the Company's internal control over financial reporting (as defined in Rules 13a-15(f) and 15d-15(f) under the Exchange Act) that occurred during the Company's last fiscal quarter that have materially affected, or are reasonably likely to materially affect, the Company's internal control over financial reporting.

### **Item 9B. Other Information**

None.

### **PART III**

Except as to information with respect to executive officers which is contained in a separate heading under Part I, Item 1 of this Form 10-K, the information required by Items 10 through 14 of this Form 10-K is, pursuant to General Instruction G(3) of Form 10-K, incorporated by reference herein from the Company's definitive proxy statement to be filed pursuant to Regulation 14A for the Company's Annual Meeting of Stockholders to be held in October 2011 (the "Proxy Statement"). The Company will, within 120 days of the end of its fiscal year, file with the SEC a definitive proxy statement pursuant to Regulation 14A.

#### **Item 10. Directors, Executive Officers and Corporate Governance**

The information required by this item will be contained in the Proxy Statement and such information is incorporated herein by reference. Information regarding the executive officers of the Company is set forth under the heading "Executive Officers" in Part I, Item 1 of this report.

#### **Item 11. Executive Compensation**

The information required by this item will be contained in the Proxy Statement and such information is incorporated herein by reference.

#### **Item 12. Security Ownership of Certain Beneficial Owners and Management and Related Stockholder Matters**

The information required by this item will be contained in the Proxy Statement and such information is incorporated herein by reference.

#### **Item 13. Certain Relationships and Related Transactions, and Director Independence**

The information required by this item will be contained in the Proxy Statement and such information is incorporated herein by reference.

#### **Item 14. Principal Accounting Fees and Services**

The information required by this item will be contained in the Proxy Statement and such information is incorporated herein by reference.

## PART IV

### Item 15. Exhibits, Financial Statement Schedules

#### (a)1. Financial Statements

The following financial statements and accountant's report are included in Item 8 of this report:

Report of Independent Registered Public Accounting Firm

Consolidated Balance Sheets as of April 30, 2011 and 2010

Consolidated Statements of Operations for the years ended April 30, 2011, 2010 and 2009

Consolidated Statements of Cash Flows for the years ended April 30, 2011, 2010 and 2009

Consolidated Statements of Equity for the years ended April 30, 2011, 2010 and 2009

Notes to Consolidated Financial Statements

#### (a)2. Financial Statement Schedules

The financial statement schedules are omitted since the required information is not present, or is not present in amounts sufficient to require submission of the schedules, or because the information required is included in the Consolidated Financial Statements and Notes thereto.

#### (a)3. Exhibits

The exhibits listed in the accompanying Exhibit Index (following the Signature section of this Annual Report on Form 10-K) are filed or incorporated by reference as part of this Annual Report on Form 10-K.

## SIGNATURES

Pursuant to the requirements of Section 13 or 15(d) of the Securities Exchange Act of 1934, the registrant has duly caused this report to be signed on its behalf by the undersigned, thereunto duly authorized.

AMERICA'S CAR-MART, INC.

Dated: June 17, 2011

By: /s/ Jeffrey A. Williams  
Jeffrey A. Williams  
Vice President Finance and Chief Financial Officer

Pursuant to the requirements of the Securities Exchange Act of 1934, this report has been signed by the following persons on behalf of the registrant and in the capacities and on the dates indicated.

<u>Signature</u>	<u>Title</u>	<u>Date</u>
<u>*</u> Tilman J. Falgout, III	Chairman of the Board, General Counsel and Director	June 17, 2011
<u>*</u> William H. Henderson	Vice Chairman of the Board, President, Chief Executive Officer and Director (Principal Executive Officer)	June 17, 2011
<u>*</u> Jeffrey A. Williams	Vice President Finance, Chief Financial Officer and Secretary (Principal Financial and Accounting Officer)	June 17, 2011
<u>*</u> J. David Simmons	Director	June 17, 2011
<u>*</u> Daniel J. Englander	Director	June 17, 2011
<u>*</u> William M. Sams	Director	June 17, 2011
<u>*</u> Robert Cameron Smith	Director	June 17, 2011

\* By/s/ Jeffrey A. Williams  
Jeffrey A. Williams  
As Attorney-in-Fact  
Pursuant to Powers of  
Attorney filed herewith

**Exhibit  
Number**

**Description of Exhibit**

- 3.1 Articles of Incorporation of the Company, as amended. (Incorporated by reference to Exhibits 4.1-4.8 to the Company's Registration Statement on Form S-8 filed with the SEC on November 16, 2005 (File No. 333-129727))
- 3.2 Amended and Restated Bylaws of the Company dated December 4, 2007. (Incorporated by reference to Exhibit 3.2 to the Company's Quarterly Report on Form 10-Q for the quarter ended October 31, 2007 filed with the SEC on December 7, 2007)
- 4.1 Specimen stock certificate. (Incorporated by reference to the Company's Annual Report on Form 10-K for the year ended April 30, 1994 (File No. 000-14939))
- 4.2 Loan and Security Agreement dated November 4, 2010, among America's Car-Mart, Inc., a Texas corporation, as Parent; Colonial Auto Finance, Inc., an Arkansas corporation, America's Car Mart, Inc., an Arkansas corporation, and Texas Car-Mart, Inc., a Texas corporation, as Borrowers; and certain financial institutions, as Lenders, with Bank of Arkansas, N.A., as Administrative Agent and Co-Lead Arranger and Bank of America N.A., as Collateral Agent, Co-Lead Arranger and Documentation Agent.
- 4.3 Colonial Revolver Note dated November 4, 2010 by Colonial Auto Finance, Inc. in favor of Bank of Arkansas, N.A., as Lender. (Incorporated by reference to Exhibit 4.2 to the Company's Current Report on Form 8-K filed with the SEC on November 4, 2010)
- 4.4 Colonial Revolver Note dated November 4, 2010 by Colonial Auto Finance, Inc. in favor of Bank of America, N.A., as Lender. (Incorporated by reference to Exhibit 4.3 to the Company's Current Report on Form 8-K filed with the SEC on November 4, 2010)
- 4.5 Colonial Revolver Note dated November 4, 2010 by Colonial Auto Finance, Inc. in favor of Commerce Bank, N.A., as Lender. (Incorporated by reference to Exhibit 4.4 to the Company's Current Report on Form 8-K filed with the SEC on November 4, 2010)
- 4.6 Colonial Revolver Note dated November 4, 2010 by Colonial Auto Finance, Inc. in favor of Arvest Bank, as Lender. (Incorporated by reference to Exhibit 4.5 to the Company's Current Report on Form 8-K filed with the SEC on November 4, 2010)
- 4.7 ACM-TCM Revolver Note dated November 4, 2010 by America's Car Mart, Inc., an Arkansas corporation, and Texas Car-Mart, Inc., as Borrowers, in favor of Bank of Arkansas, N.A., as Lender. (Incorporated by reference to Exhibit 4.6 to the Company's Current Report on Form 8-K filed with the SEC on November 4, 2010)
- 4.8 ACM-TCM Revolver Note dated November 4, 2010 by America's Car Mart, Inc., an Arkansas corporation, and Texas Car-Mart, Inc., as Borrowers, in favor of Bank of America, N.A., as Lender. (Incorporated by reference to Exhibit 4.7 to the Company's Current Report on Form 8-K filed with the SEC on November 4, 2010)
- 4.9 ACM-TCM Revolver Note dated November 4, 2010 by America's Car Mart, Inc., an Arkansas corporation, and Texas Car-Mart, Inc., as Borrowers, in favor of Commerce Bank, N.A., as Lender. (Incorporated by reference to Exhibit 4.8 to the Company's Current Report on Form 8-K filed with the SEC on November 4, 2010)



**Exhibit  
Number**

**Description of Exhibit**

- 4.10 ACM-TCM Revolver Note dated November 4, 2010 by America's Car Mart, Inc., an Arkansas corporation, and Texas Car-Mart, Inc., as Borrowers, in favor of Arvest Bank, as Lender. (Incorporated by reference to Exhibit 4.9 to the Company's Current Report on Form 8-K filed with the SEC on November 4, 2010)
- 4.11 Continuing Guaranty dated as of November 4, 2010, by America's Car-Mart, Inc., a Texas corporation, as Guarantor, in favor of Bank of Arkansas, N.A. as Agent for the Lenders. (Incorporated by reference to Exhibit 4.10 to the Company's Current Report on Form 8-K filed with the SEC on November 4, 2010)
- 4.12 Continuing Guaranty dated as of November 4, 2010, by America's Car Mart, Inc., an Arkansas corporation, and Texas Car-Mart, Inc., a Texas corporation, as Guarantors, in favor of Bank of Arkansas, N.A., as Agent for the Lenders. (Incorporated by reference to Exhibit 4.11 to the Company's Current Report on Form 8-K filed with the SEC on November 4, 2010)
- 4.13 Continuing Guaranty dated as of November 4, 2010, by Colonial Auto Finance, Inc., as Guarantor, in favor of Bank of Arkansas, N.A., as Agent for the Lenders. (Incorporated by reference to Exhibit 4.12 to the Company's Current Report on Form 8-K filed with the SEC on November 4, 2010)
- 4.14 Security Agreement dated as of November 4, 2010, between America's Car-Mart, Inc., a Texas corporation, as Grantor, and Bank of America, N.A., as Collateral Agent for Lenders. (Incorporated by reference to Exhibit 4.13 to the Company's Current Report on Form 8-K filed with the SEC on November 4, 2010)
- 4.15 Security Agreement dated as of November 4, 2010, between America's Car-Mart, Inc., an Arkansas corporation, and Texas Car-Mart, Inc., a Texas corporation, as Grantors, and Bank of America, N.A., as Collateral Agent for Lenders. (Incorporated by reference to Exhibit 4.14 to the Company's Current Report on Form 8-K filed with the SEC on November 4, 2010)
- 4.16 Security Agreement dated as of November 4, 2010, between Colonial Auto Finance, Inc., as Grantor, and Bank of America, N.A., as Collateral Agent for Lenders. (Incorporated by reference to Exhibit 4.15 to the Company's Current Report on Form 8-K filed with the SEC on November 4, 2010)
- 4.17 Amendment No. 1 To Loan and Security Agreement dated January 12, 2011, among America's Car-Mart, Inc., a Texas corporation, as Parent; Colonial Auto Finance, Inc., an Arkansas corporation, America's Car Mart, Inc., an Arkansas corporation, and Texas Car-Mart, Inc., a Texas corporation, as Borrowers; and certain financial institutions, as Lenders, with Bank of Arkansas, N.A., as Administrative Agent and Co-Lead Arranger, and Bank of America N.A., as Collateral Agent, Documentation Agent and Co-Lead Arranger. (Incorporated by reference to Exhibit 4.2 to the Company's Current Report on Form 8-K filed with the SEC on May 2, 2011)
- 4.18 Amendment No. 2 To Loan and Security Agreement dated May 2, 2011, among America's Car-Mart, Inc., a Texas corporation, as Parent; Colonial Auto Finance, Inc., an Arkansas corporation, America's Car Mart, Inc., an Arkansas corporation, and Texas Car-Mart, Inc., a Texas corporation, as Borrowers; and certain financial institutions, as Lenders, with BOKF, NA d/b/a Bank of Arkansas, N.A., as Administrative Agent and Co-Lead Arranger, and Bank of America N.A., as Collateral Agent, Documentation Agent and Co-Lead Arranger.

**Exhibit  
Number**

**Description of Exhibit**

- (Incorporated by reference to Exhibit 4.3 to the Company's Current Report on Form 8-K filed with the SEC on May 2, 2011)
- 10.1\* 1997 Stock Option Plan. (Incorporated by reference to Exhibit 4.1 to the Company's Registration Statement on Form S-8 filed with the SEC on October 22, 1997 (File No. 333-38475))
- 10.2\* 2005 Restricted Stock Plan. (Incorporated by reference to Appendix B to the Company's Proxy Statement on Schedule 14A filed with the SEC on August 29, 2005)
- 10.2.1\* Amendment to 2005 Restricted Stock Plan. (Incorporated by reference to Exhibit 10.1 to the Company's Quarterly Report on Form 10-Q for the quarter ended October 31, 2006 filed with the SEC on December 11, 2006 (File No. 000-14939))
- 10.2.2\* Amendment to Stock Incentive Plan (also known as the 2005 Restricted Stock Plan) (Incorporated by reference to Appendix B to the Company's Proxy Statement on Schedule 14A filed with the SEC on August 28, 2007)
- 10.2.3\* Amendment to Stock Incentive Plan (also known as the 2005 Restricted Stock Plan) (Incorporated by reference to Appendix A to the Company's Proxy Statement on Schedule 14A filed with the SEC on August 28, 2009)
- 10.3\* Form of Indemnification Agreement between the Company and certain officers and directors of the Company. (Incorporated by reference to the Company's Quarterly Report on Form 10-Q for the quarter ended July 31, 1993 (File No. 000-14939))
- 10.4\* Employment Agreement, dated as of May 1, 2007, between America's Car-Mart, Inc., an Arkansas corporation, and William H. Henderson. (Incorporated by reference to Exhibit 10.1 to the Company's Quarterly Report on Form 10-Q for the quarter ended October 31, 2007 filed with the SEC on December 7, 2007)
- 10.4.1\* Amendment No. 1 to Employment Agreement Between America's Car-Mart, Inc. and William H. Henderson. (Incorporated by reference to Exhibit 10.1 to the Company's Current Report on Form 8-K filed with the SEC on November 17, 2009.)
- 10.5\* Employment Agreement, dated as of May 1, 2007, between America's Car-Mart, Inc., an Arkansas corporation, and Eddie L. Hight. (Incorporated by reference to Exhibit 10.2 to the Company's Quarterly Report on Form 10-Q for the quarter ended October 31, 2007 filed with the SEC on December 7, 2007)
- 10.5.1\* Amendment No. 1 to Employment Agreement Between America's Car-Mart, Inc. and Eddie L. Hight. (Incorporated by reference to Exhibit 10.2 to the Company's Current Report on Form 8-K filed with the SEC on November 17, 2009.)
- 10.6\* Employment Agreement, dated May 1, 2007, between America's Car-Mart, Inc., an Arkansas corporation, and Jeffrey A. Williams. (Incorporated by reference to Exhibit 10.3 to the Company's Quarterly Report on Form 10-Q for the quarter ended October 31, 2007 filed with the SEC on December 7, 2007)

**Exhibit  
Number**

**Description of Exhibit**

- 10.6.1\* Amendment No. 1 to Employment Agreement Between America's Car-Mart, Inc. and Jeffrey A. Williams. (Incorporated by reference to Exhibit 10.3 to the Company's Current Report on Form 8-K filed with the SEC on November 17, 2009.)
- 10.7\* 2007 Stock Option Plan. (Incorporated by reference to Appendix A to the Company's Proxy Statement on Schedule 14A filed with the SEC on August 28, 2007)
- 10.8\* Amendment to 2007 Stock Option Plan. (Incorporated by reference to Appendix A to the Company's Proxy Statement on Schedule 14A filed with the SEC on August 27, 2010)
- 10.9\* Form of Option Agreement for 2007 Stock Option Plan. (Incorporated by reference to Exhibit 10.7 to the Company's Quarterly Report on Form 10-Q for the quarter ended October 31, 2007 filed with the SEC on December 7, 2007)
- 14.1 Code of Business Conduct and Ethics. (Incorporated by reference to Exhibit 14.1 to the Company's Annual Report on Form 10-K for the year ended April 30, 2004 filed with the SEC on July 8, 2004)
- 21.1 Subsidiaries of America's Car-Mart, Inc.
- 23.1 Consent of Independent Registered Public Accounting Firm.
- 24.1 Power of Attorney of William H. Henderson.
- 24.2 Power of Attorney of Tilman J. Falgout, III.
- 24.3 Power of Attorney of J. David Simmons.
- 24.4 Power of Attorney of William M. Sams.
- 24.5 Power of Attorney of Daniel J. Englander.
- 24.6 Power of Attorney of Robert Cameron Smith.
- 31.1 Certification of Chief Executive Officer pursuant to Rule 13a-14(a) of the Securities Exchange Act of 1934, as amended (the "Exchange Act").
- 31.2 Certification of Chief Financial Officer pursuant to Rule 13a-14(a) of the Exchange Act.
- 32.1 Certification of the Chief Executive Officer and Chief Financial Officer pursuant to Rule 13a-14(b) of the Exchange Act and 18 U.S.C. Section 1350, as adopted pursuant to Section 906 of the Sarbanes-Oxley Act of 2002.

\* Indicates management contract or compensatory plan or arrangement covering executive officers or directors of the Company.

**Exhibit 21.1**

**Subsidiaries of America's Car-Mart, Inc.**

Crown Group of Nevada, Inc. (a Nevada corporation)

Crown Delaware Investments Corp. (a Delaware corporation)

America's Car-Mart, Inc. (an Arkansas Corporation)

Colonial Auto Finance, Inc. (an Arkansas Corporation)

Colonial Underwriting, Inc. (an Arkansas Corporation)

Texas Car-Mart, Inc. (a Texas corporation)

Auto Finance Investors, Inc. (a Texas corporation)

**Exhibit 23.1**

**CONSENT OF INDEPENDENT REGISTERED PUBLIC ACCOUNTING FIRM**

We have issued our reports dated June 17, 2011, with respect to the consolidated financial statements and internal control over financial reporting included in the Annual Report of America's Car-Mart, Inc. on Form 10-K for the year ended April 30, 2011. We hereby consent to the incorporation by reference of said reports in the Registration Statements of America's Car-Mart, Inc. on Forms S-8 (File Nos. 33-59519, 33-59527, 33-41960, 33-22590, 33-71090, 333-38475, 333-147915, 333-139270, 333-139269, 333-129727, 333-163022, 333-170964).

/s/ GRANT THORNTON LLP

Tulsa, OK

June 17, 2011

**Exhibit 24.1**

STATE OF ARKANSAS     §  
COUNTY OF BENTON     §

**POWER OF ATTORNEY**

Know all men by these presents, that I, WILLIAM H. HENDERSON, a Director of AMERICA'S CAR-MART, INC., a Texas corporation, do constitute and appoint JEFFREY A. WILLIAMS my true and lawful attorney-in-fact, with full power of substitution, for me in any and all capacities, to sign, pursuant to the requirements of the Securities Exchange Act of 1934, the Annual Report on Form 10-K for AMERICA'S CAR-MART, INC. for the fiscal year ended April 30, 2011 and to file the same with the Securities and Exchange Commission and National Association of Securities Dealers, Inc., together with all exhibits thereto and other documents in connection therewith, and to sign on my behalf and in my stead, in any and all capacities, any amendments to said Annual Report, incorporating such changes as said attorney-in-fact deems appropriate, hereby ratifying and confirming all that said attorney-in-fact, or his substitute may do or cause to be done by virtue hereof.

In witness whereof, I have hereunto set my hand and seal this 17th day of June, 2011.

/s/ William H. Henderson  
WILLIAM H. HENDERSON

**ACKNOWLEDGMENT**

Before me this 17th day of June, 2011, came WILLIAM H. HENDERSON, personally known to me, who in my presence did sign and seal the above and foregoing Power of Attorney and acknowledged the same as his true act and deed.

/s/ Kristen C. Begneaud  
NOTARY PUBLIC

**Exhibit 24.2**

STATE OF TEXAS     §  
COUNTY OF DALLAS     §

**POWER OF ATTORNEY**

Know all men by these presents, that I, TILMAN J. FALGOUT, III, a Director of AMERICA'S CAR-MART INC., a Texas corporation, do constitute and appoint WILLIAM H. HENDERSON and JEFFREY A. WILLIAMS my true and lawful attorneys-in-fact, with full power of substitution, for me in any and all capacities, to sign, pursuant to the requirements of the Securities Exchange Act of 1934, the Annual Report on Form 10-K for AMERICA'S CAR-MART, INC. for the fiscal year ended April 30, 2011 and to file the same with the Securities and Exchange Commission and National Association of Securities Dealers, Inc., together with all exhibits thereto and other documents in connection therewith, and to sign on my behalf and in my stead, in any and all capacities, any amendments to said Annual Report, incorporating such changes as said attorney-in-fact deems appropriate, hereby ratifying and confirming all that said attorney-in-fact, or his substitute or substitutes may do or cause to be done by virtue hereof.

In witness whereof, I have hereunto set my hand and seal this 14th day of June, 2011.

/s/ Tilman J. Falgout, III  
TILMAN J. FALGOUT, III

**ACKNOWLEDGMENT**

Before me this 14th day of June 2011, came TILMAN J. FALGOUT, III, personally known to me, who in my presence did sign and seal the above and foregoing Power of Attorney and acknowledged the same as his true act and deed.

/s/ Lisa Rushing  
NOTARY PUBLIC

**Exhibit 24.3**

STATE OF ALABAMA       §  
COUNTY OF JEFFERSON §

**POWER OF ATTORNEY**

Know all men by these presents, that I, J. DAVID SIMMONS, a Director of AMERICA'S CAR-MART, INC., a Texas corporation, do constitute and appoint WILLIAM H. HENDERSON and JEFFREY A. WILLIAMS my true and lawful attorneys-in-fact, with full power of substitution, for me in any and all capacities, to sign, pursuant to the requirements of the Securities Exchange Act of 1934, the Annual Report on Form 10-K for AMERICA'S CAR-MART, INC. for the fiscal year ended April 30, 2011 and to file the same with the Securities and Exchange Commission and National Association of Securities Dealers, Inc., together with all exhibits thereto and other documents in connection therewith, and to sign on my behalf and in my stead, in any and all capacities, any amendments to said Annual Report, incorporating such changes as said attorneys-in-fact deem appropriate, hereby ratifying and confirming all that said attorneys-in-fact, or their substitute or substitutes may do or cause to be done by virtue hereof.

In witness whereof, I have hereunto set my hand and seal this 14th day of June, 2011.

/s/ J. David Simmons  
J. DAVID SIMMONS

**ACKNOWLEDGMENT**

Before me this 14th day of June, 2011, came J. DAVID SIMMONS, personally known to me, who in my presence did sign and seal the above and foregoing Power of Attorney and acknowledged the same as his true act and deed.

/s/ Steven J. Ganther  
NOTARY PUBLIC



**Exhibit 24.4**

STATE OF TEXAS       §  
COUNTY OF DALLAS   §

**POWER OF ATTORNEY**

Know all men by these presents, that I, WILLIAM M. SAMS, a Director of AMERICA'S CAR-MART, INC., a Texas corporation, do constitute and appoint WILLIAM H. HENDERSON and JEFFREY A. WILLIAMS my true and lawful attorneys-in-fact, with full power of substitution, for me in any and all capacities, to sign, pursuant to the requirements of the Securities Exchange Act of 1934, the Annual Report on Form 10-K for AMERICA'S CAR-MART, INC. for the fiscal year ended April 30, 2011 and to file the same with the Securities and Exchange Commission and National Association of Securities Dealers, Inc., together with all exhibits thereto and other documents in connection therewith, and to sign on my behalf and in my stead, in any and all capacities, any amendments to said Annual Report, incorporating such changes as said attorneys-in-fact deem appropriate, hereby ratifying and confirming all that said attorneys-in-fact, or their substitute or substitutes may do or cause to be done by virtue hereof.

In witness whereof, I have hereunto set my hand and seal this 14th day of June, 2011.

/s/ William M. Sams  
WILLIAM M. SAMS

**ACKNOWLEDGMENT**

Before me this 14th day of June, 2011, came WILLIAM M. SAMS, personally known to me, who in my presence did sign and seal the above and foregoing Power of Attorney and acknowledged the same as his true act and deed.

/s/ Mary Sellner Thomas  
NOTARY PUBLIC

**Exhibit 24.5**

STATE OF NEW YORK §  
COUNTY OF QUEENS §

**POWER OF ATTORNEY**

Know all men by these presents, that I, DANIEL J. ENGLANDER, a Director of AMERICA'S CAR-MART, INC., a Texas corporation, do constitute and appoint WILLIAM H. HENDERSON and JEFFREY A. WILLIAMS my true and lawful attorneys-in-fact, with full power of substitution, for me in any and all capacities, to sign, pursuant to the requirements of the Securities Exchange Act of 1934, the Annual Report on Form 10-K for AMERICA'S CAR-MART, INC. for the fiscal year ended April 30, 2011 and to file the same with the Securities and Exchange Commission and National Association of Securities Dealers, Inc., together with all exhibits thereto and other documents in connection therewith, and to sign on my behalf and in my stead, in any and all capacities, any amendments to said Annual Report, incorporating such changes as said attorneys-in-fact deem appropriate, hereby ratifying and confirming all that said attorneys-in-fact, or their substitute or substitutes may do or cause to be done by virtue hereof.

In witness whereof, I have hereunto set my hand and seal this 14th day of June, 2011.

/s/ Daniel J. Englander  
DANIEL J. ENGLANDER

**ACKNOWLEDGMENT**

Before me this 14th day of June, 2011, came Daniel J. Englander, personally known to me, who in my presence did sign and seal the above and foregoing Power of Attorney and acknowledged the same as his true act and deed.

/s/ Myrtle Y. Jones-Hull  
NOTARY PUBLIC

**Exhibit 24.6**

STATE OF ARKANSAS           §  
COUNTY OF BENTON       §

**POWER OF ATTORNEY**

Know all men by these presents, that I, ROBERT CAMERON SMITH, a Director of AMERICA'S CAR-MART, INC., a Texas corporation, do constitute and appoint WILLIAM H. HENDERSON and JEFFREY A. WILLIAMS my true and lawful attorneys-in-fact, with full power of substitution, for me in any and all capacities, to sign, pursuant to the requirements of the Securities Exchange Act of 1934, the Annual Report on Form 10-K for AMERICA'S CAR-MART, INC. for the fiscal year ended April 30, 2011 and to file the same with the Securities and Exchange Commission and National Association of Securities Dealers, Inc., together with all exhibits thereto and other documents in connection therewith, and to sign on my behalf and in my stead, in any and all capacities, any amendments to said Annual Report, incorporating such changes as said attorneys-in-fact deem appropriate, hereby ratifying and confirming all that said attorneys-in-fact, or their substitute or substitutes may do or cause to be done by virtue hereof.

In witness whereof, I have hereunto set my hand and seal this 15th day of June, 2011.

/s/ Robert Cameron Smith  
ROBERT CAMERON SMITH

**ACKNOWLEDGMENT**

Before me this 15th day of June, 2011, came Robert Cameron Smith, personally known to me, who in my presence did sign and seal the above and foregoing Power of Attorney and acknowledged the same as his true act and deed.

/s/ Michelle R Walser  
NOTARY PUBLIC

## Exhibit 31.1

### Certification

I, William H. Henderson, certify that:

1. I have reviewed this Annual Report on Form 10-K for the period ended April 30, 2011 of America's Car-Mart, Inc.
2. Based on my knowledge, this report does not contain any untrue statement of a material fact or omit to state a material fact necessary to make the statements made, in light of the circumstances under which such statements were made, not misleading with respect to the period covered by this report;
3. Based on my knowledge, the financial statements, and other financial information included in this report, fairly present in all material respects the financial condition, results of operations and cash flows of the registrant as of, and for, the periods presented in this report;
4. The registrant's other certifying officers and I are responsible for establishing and maintaining disclosure controls and procedures (as defined in Exchange Act Rules 13a-15(e) and 15d-15(e)) and internal control over financial reporting (as defined in Exchange Act Rules 13a-15(f) and 15d-15(f)) for the registrant and have:
  - (a) Designed such disclosure controls and procedures, or caused such disclosure controls and procedures to be designed under our supervision, to ensure that material information relating to the registrant, including its consolidated subsidiaries, is made known to us by others within those entities, particularly during the period in which this report is being prepared;
  - (b) Designed such internal control over financial reporting, or caused such internal control over financial reporting to be designed under our supervision, to provide reasonable assurance regarding the reliability of financial reporting and the preparation of financial statements for external purposes in accordance with generally accepted accounting principles;
  - (c) Evaluated the effectiveness of the registrant's disclosure controls and procedures and presented in this report our conclusions about the effectiveness of the disclosure controls and procedures, as of the end of the period covered by this report based on such evaluation; and
  - (d) Disclosed in this report any change in the registrant's internal control over financial reporting that occurred during the registrant's most recent fiscal quarter (the registrant's fourth fiscal quarter in the case of an annual report) that has materially affected, or is reasonably likely to materially affect, the registrant's internal control over financial reporting; and
5. The registrant's other certifying officer(s) and I have disclosed, based on our most recent evaluation of internal control over financial reporting, to the registrant's auditors and the audit committee of the registrant's board of directors (or persons performing the equivalent functions):
  - (a) All significant deficiencies and material weaknesses in the design or operation of internal control over financial reporting which are reasonably likely to adversely affect the registrant's ability to record, process, summarize and report financial information; and
  - (b) Any fraud, whether or not material, that involves management or other employees who have a significant role in the registrant's internal control over financial reporting.

June 17, 2011

\s\ William H. Henderson  
William H. Henderson  
President and Chief Executive Officer  
(Principal Executive Officer)

## Exhibit 31.2

### Certification

I, Jeffrey A. Williams, certify that:

1. I have reviewed this Annual Report on Form 10-K for the period ended April 30, 2011 of America's Car-Mart, Inc.
2. Based on my knowledge, this report does not contain any untrue statement of a material fact or omit to state a material fact necessary to make the statements made, in light of the circumstances under which such statements were made, not misleading with respect to the period covered by this report;
3. Based on my knowledge, the financial statements, and other financial information included in this report, fairly present in all material respects the financial condition, results of operations and cash flows of the registrant as of, and for, the periods presented in this report;
4. The registrant's other certifying officers and I are responsible for establishing and maintaining disclosure controls and procedures (as defined in Exchange Act Rules 13a-15(e) and 15d-15(e)) and internal control over financial reporting (as defined in Exchange Act Rules 13a-15(f) and 15d-15(f)) for the registrant and have:
  - (a) Designed such disclosure controls and procedures, or caused such disclosure controls and procedures to be designed under our supervision, to ensure that material information relating to the registrant, including its consolidated subsidiaries, is made known to us by others within those entities, particularly during the period in which this report is being prepared;
  - (b) Designed such internal control over financial reporting, or caused such internal control over financial reporting to be designed under our supervision, to provide reasonable assurance regarding the reliability of financial reporting and the preparation of financial statements for external purposes in accordance with generally accepted accounting principles;
  - (c) Evaluated the effectiveness of the registrant's disclosure controls and procedures and presented in this report our conclusions about the effectiveness of the disclosure controls and procedures, as of the end of the period covered by this report based on such evaluation; and
  - (d) Disclosed in this report any change in the registrant's internal control over financial reporting that occurred during the registrant's most recent fiscal quarter (the registrant's fourth fiscal quarter in the case of an annual report) that has materially affected, or is reasonably likely to materially affect, the registrant's internal control over financial reporting; and
5. The registrant's other certifying officer(s) and I have disclosed, based on our most recent evaluation of internal control over financial reporting, to the registrant's auditors and the audit committee of the registrant's board of directors (or persons performing the equivalent functions):
  - (a) All significant deficiencies and material weaknesses in the design or operation of internal control over financial reporting which are reasonably likely to adversely affect the registrant's ability to record, process, summarize and report financial information; and
  - (b) Any fraud, whether or not material, that involves management or other employees who have a significant role in the registrant's internal control over financial reporting.

June 17, 2011

Jeffrey A. Williams  
Jeffrey A. Williams  
Vice President Finance, Chief Financial Officer and  
Secretary  
(Principal Financial and Accounting Officer)

**Exhibit 32.1**

CERTIFICATION PURSUANT TO 18 U.S.C. SECTION 1350  
AS ADOPTED PURSUANT TO SECTION 906 OF THE SARBANES-OXLEY ACT OF 2002

In connection with the Annual Report on Form 10-K for the period ended April 30, 2011 of America's Car-Mart, Inc. (the "Company"), as filed with the Securities and Exchange Commission on the date hereof (the "Report"), the undersigned, William H. Henderson, President and Chief Executive Officer of the Company, and Jeffrey A. Williams, Vice President Finance and Chief Financial Officer of the Company, certify in our capacities as officers of the Company, pursuant to 18 U.S.C. Section 1350, as adopted pursuant to Section 906 of the Sarbanes-Oxley Act of 2002, that to the best of our knowledge:

- (1) The Report fully complies with the requirements of Section 13(a) or 15(d) of the Securities Exchange Act of 1934, as amended; and
- (2) The information contained in the Report fairly presents, in all material respects, the financial condition and results of operations of the Company.

By: William H. Henderson  
William H. Henderson  
President and Chief Executive Officer  
June 17, 2011

By: Jeffrey A. Williams  
Jeffrey A. Williams  
Vice President Finance, Chief Financial Officer and Secretary  
June 17, 2011

This page intentionally left blank.

This page intentionally left blank.



This page intentionally left blank.

## Corporate Information

### Board of Directors

T. J. ("Skip") Falgout, III  
*Chairman of the Board*

William H. ("Hank") Henderson  
*President and  
Chief Executive Officer*

William M. Sams  
*Investments*

John David Simmons  
*President, Simmons &  
Associates, LLC*

Robert Cameron Smith  
*President, Cameron Smith  
& Associates, Inc.*

Daniel Englander  
*Investments*

### Executive Officers

William H. ("Hank") Henderson  
*President and  
Chief Executive Officer*

Jeffrey A. Williams  
*Chief Financial Officer*

Eddie L. Hight  
*Chief Operating Officer*

### Corporate Headquarters

802 SE Plaza Ave., Suite 200  
Bentonville, Arkansas 72712  
(479) 464-9944

### Annual Meeting

The annual meeting of stockholders will be held at America's Car-Mart Corporate Headquarters, 802 SE Plaza Ave., Suite 200, Bentonville, Arkansas at 10:00 a.m. on Wednesday, October 12, 2011.

### Transfer Agent and Registrar

Securities Transfer Corporation  
Dallas, Texas  
(469) 633-0101

### Independent Public Accountants

Grant Thornton, LLP  
Tulsa, Oklahoma


## Management Team

William H. ("Hank") Henderson  
*President and Chief Executive Officer*


T. J. ("Skip") Falgout, III  
*Chairman of the Board*

Jeffrey A. Williams  
*Chief Financial Officer*

Eddie L. Hight  
*Chief Operating Officer*



America's Car-Mart currently  
operates 108 dealerships in  
eight states, with headquarters  
in Bentonville, Arkansas.



America's  
**CAR-MART**  
Drive Easy.®

Corporate Headquarters  
802 SE Plaza Ave., Suite 200  
Bentonville, Arkansas 72712  
Phone: (479) 464-9944  
Fax: (479) 273-7556

[www.car-mart.com](http://www.car-mart.com)



## Dealerships

### ALABAMA (9)

Albertville  
Anniston  
Athens  
Cullman  
Decatur  
Muscle Shoals  
Opelika  
Prattville  
Tuscaloosa

### ARKANSAS (37)

Arkadelphia  
Batesville  
Benton  
Berryville  
Camden  
Clarksville  
Conway  
El Dorado  
Fayetteville  
Forrest City  
Fort Smith  
Harrison  
Hope  
Hot Springs  
Jacksonville  
Jonesboro  
Little Rock  
Magnolia  
Malvern  
Morrilton  
Mountain Home  
North Little Rock (2)  
Paragould  
Pine Bluff (2)  
Rogers (2)  
Russellville (2)  
Searcy

Siloam Springs  
Springdale (2)  
Trumann  
Van Buren  
West Memphis

### INDIANA (1)

Evansville

### KENTUCKY (9)

Bowling Green  
Elizabethtown  
Henderson  
Hopkinsville  
Lexington  
Madisonville  
Owensboro  
Paducah  
Winchester

### MISSOURI (13)

Cape Girardeau  
Carthage  
Columbia  
Farmington  
Jefferson City  
Joplin  
Lebanon  
Neosho  
Poplar Bluff  
Sedalia  
Springfield (2)  
West Plains

### OKLAHOMA (21)

Ardmore  
Bartlesville  
Broken Arrow  
Claremore  
Cushing

Duncan  
Enid  
Lawton  
McAlester  
Muskogee  
Okmulgee  
Owasso  
Ponca City  
Poteau  
Sapulpa  
Shawnee  
Stillwater  
Stilwell  
Tahlequah  
Tulsa (2)

### TENNESSEE (4)

Clarksville  
Columbia  
Jackson  
Tullahoma

### TEXAS (14)

Atlanta  
Corsicana  
Greenville  
Longview  
Lufkin  
Mount Pleasant  
Nacogdoches  
Palestine  
Paris  
Sherman  
Sulphur Springs  
Texarkana  
Tyler  
Wichita Falls