



07051115

AR/S

P.E  
12-31-06

1-10436

RECD S.E.O.  
APR 17 2007  
1080

PROCESSED

APR 23 2007

THOMSON  
FINANCIAL

B

2006 Annual Report

**ECTD**

**Celebrating 25 Years on the NASDAQ**

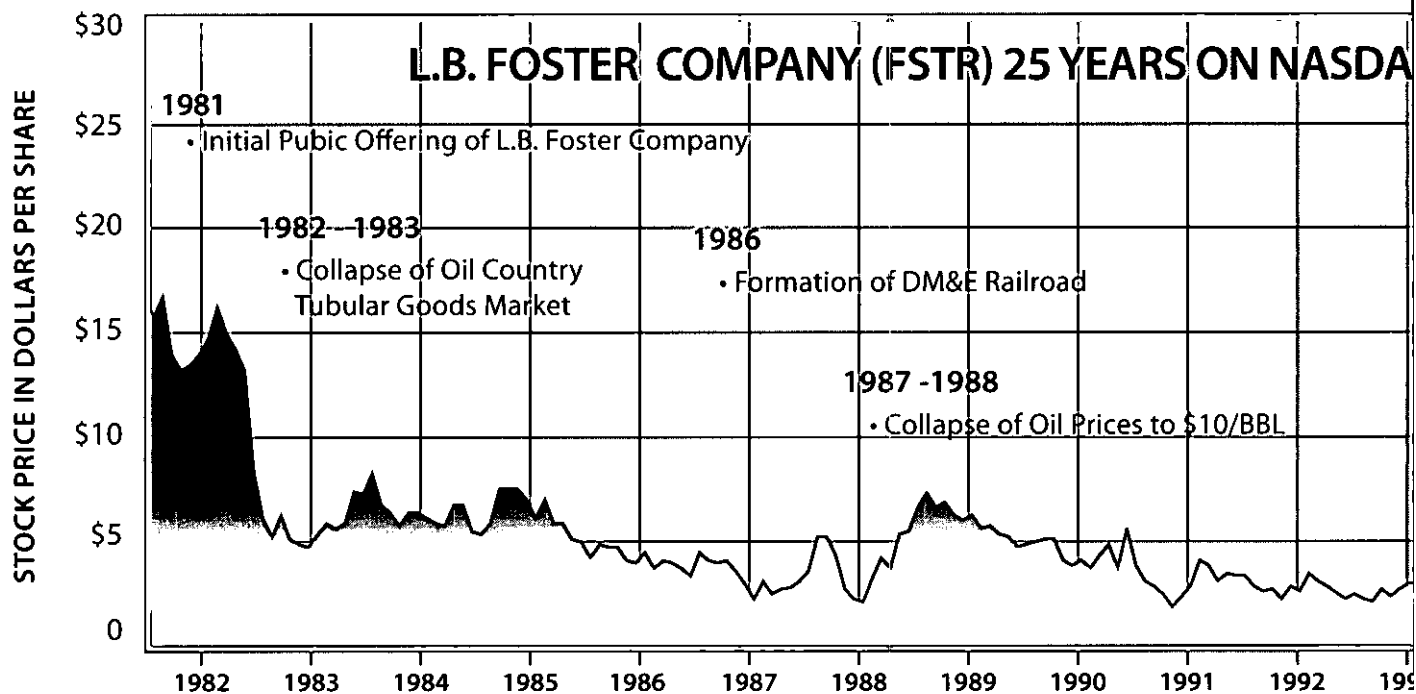
## FINANCIAL HIGHLIGHTS

	2006 (1)	2005 (2)	2004 (3)
Net Sales	\$ 389,788,000	\$ 325,990,000	\$ 271,209,000
Operating Profit	\$ 17,934,000	\$ 8,210,000	\$ 1,780,000
Income from Continuing Operations, Net of Tax	\$ 10,715,000	\$ 4,848,000	\$ 889,000
Income from Discontinued Operations, Net of Tax	\$ 2,815,000	\$ 586,000	\$ 591,000
Net Income	\$ 13,530,000	\$ 5,434,000	\$ 1,480,000
Basic Earnings Per Common Share:			
Continuing Operations	\$ 1.03	\$ 0.48	\$ 0.09
Discontinued Operations	\$ 0.27	\$ 0.06	\$ 0.06
Basic Earnings Per Common Share	\$ 1.30	\$ 0.54	\$ 0.15
Diluted Earnings Per Common Share:			
Continuing Operations	\$ 0.99	\$ 0.46	\$ 0.09
Discontinued Operations	\$ 0.26	\$ 0.06	\$ 0.06
Diluted Earnings Per Common Share	\$ 1.25	\$ 0.52	\$ 0.14
New Orders Entered from Continuing Operations	\$ 431,121,000	\$ 362,408,000	\$ 276,549,000
Backlog from Continuing Operations	\$ 141,350,000	\$ 100,237,000	\$ 71,730,000
Current Ratio	2.21 to 1	1.89 to 1	2.25 to 1
Numbers of Employees	665	641	621

(1) 2006 includes a \$3,005,000 gain from the sale of the Company's former Geotechnical division which has been classified as a discontinued operation.

(2) 2005 includes a benefit of \$450,000 due to the release of a valuation allowance related to the Company's ability to utilize state net operating losses and other state tax incentives prior to their expiration.

(3) 2004 includes a \$493,000 gain from the sale of the Company's former Newport, KY pipe coating machinery and equipment which had been classified as "held for resale".

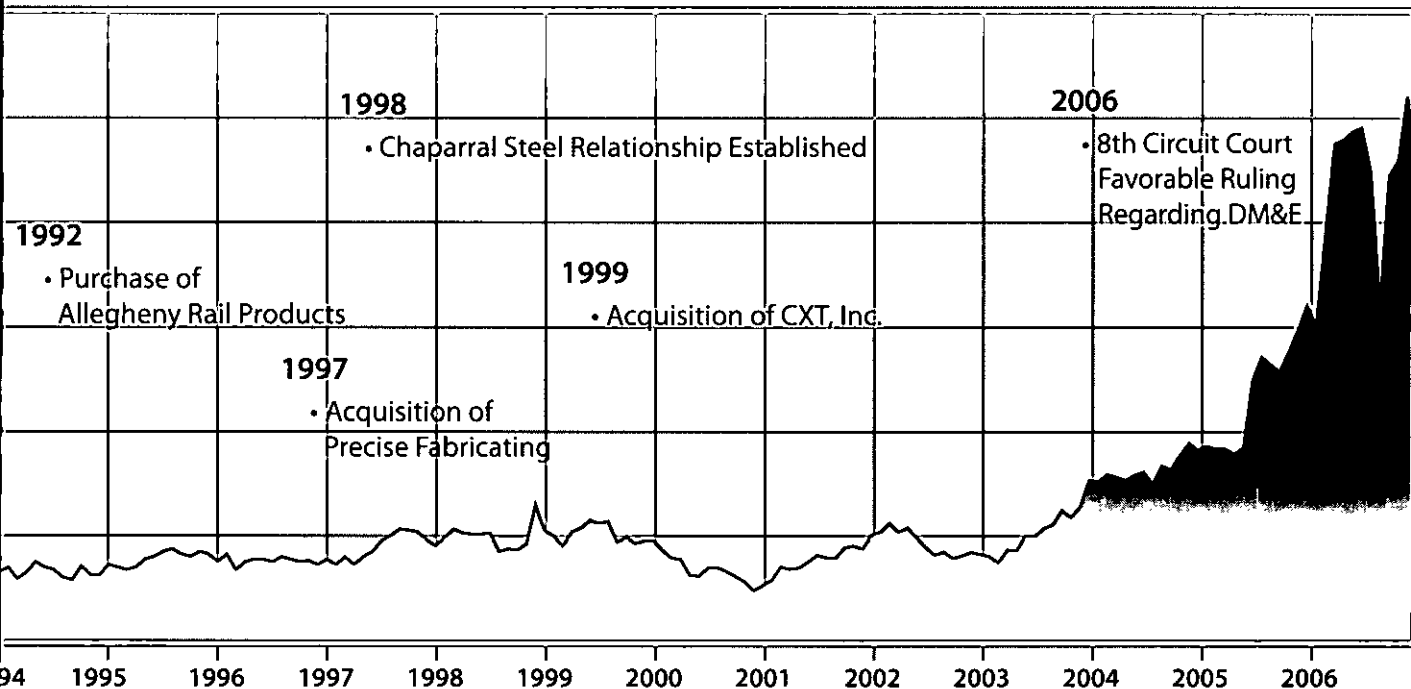
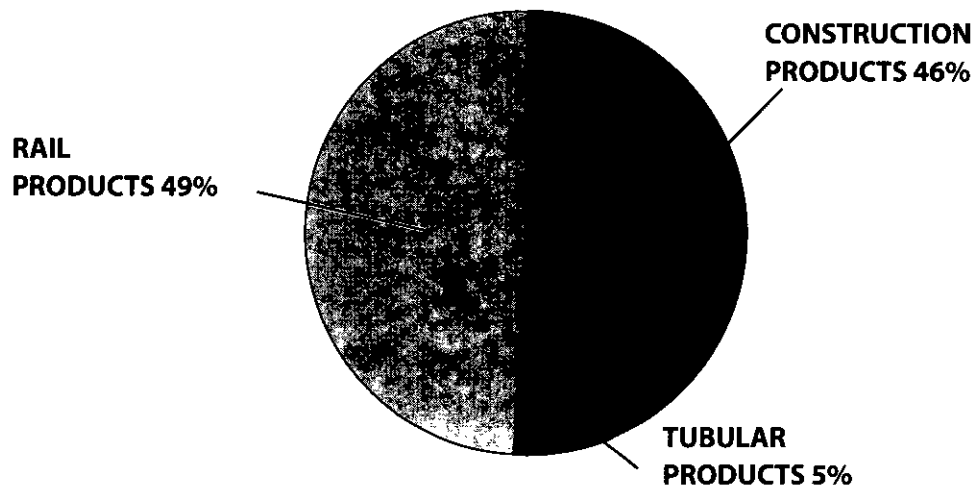


## COMPANY OVERVIEW

Since our establishment in 1902, L.B. Foster Company has delivered the products necessary to build and maintain our nation's infrastructure. Today, we remain a quality manufacturer, fabricator and distributor of products for the rail, construction, utility and energy industries.

L.B. Foster is committed to providing superior products and services to our customers and sustainable profitable growth for our shareholders. This commitment is built on the quality of our work force and their continuous improvement and customer focus.

### 2006 Business Segments as a Percentage of Net Sales



## To Our Shareholders

Last year marked our 25th anniversary as a publicly traded company on the NASDAQ. During this time, we have never had a better year, with full year sales of \$389.8 million and income from continuing operations of \$10.7 million. We can attribute our performance to several key factors:

### **Strong Market Conditions**

On the rail side of our business, and as an indicator of demand, Class 1 railroads spent approximately \$8.5 billion on capital expenditures, an increase of over 20% from 2005. That translated into historically high spending levels within the industry for new rail and other products used for capital expansion and maintenance of way projects. Railcar traffic over the nation's railroads grew by 2.8% over 2005, led by intermodal growth of 5.0%. Capacity constraints and ongoing maintenance will require continued strong spending by the railroads. On the passenger rail side, passage of SAFETEA-LU (Safe, Accountable, Flexible and Efficient Transportation Equity Act - A Legacy for Users) in 2005 led to increased expenditures by public agencies to improve and expand transit lines. Further, in November 2006 various state and local ballot initiatives passed supporting higher levels of commuter rail spending.

Within our construction markets, SAFETEA-LU also targeted spending to support expansion of the nation's infrastructure, including highways and bridges, which are two key end uses for our products. As an example, and as



**David J. Russo**  
Senior Vice President  
Chief Financial Officer and Treasurer

**Stan L. Hasselbusch**  
President and Chief Executive Officer

**Lee B. Foster II**  
Chairman of the Board

reported by the Department of Commerce, expenditures for highway projects grew by 15% in 2006 over 2005. The declining state of our nation's infrastructure, coupled with the need to expand the highway and bridge network, bode well for continuing demand from this market segment.

Passage of the Energy Act of 2005 has stimulated discovery and production of various alternatives to crude oil. Natural gas transmission lines, using products manufactured within our Tubular Products segment, are slated for expansion in the future. It has been recently estimated that operators are planning nearly 25,000 miles of new pipeline for various natural gas and crude oil projects throughout North America.

### **Increased Availability of Products**

In our rail industry businesses, we completed the largest capital spending program in our company's history by adding new production facilities and equipment to support growing demand for various products. A new facility in Pueblo, CO, designed to manufacture insulated bonded joints and to assemble rail lubrication devices, was

**Brian H. Kelly**  
Vice President Human Resources

**Samuel K. Fisher**  
Senior Vice President  
Rail Products

**David L. Voltz**  
Vice President  
General Counsel and Secretary



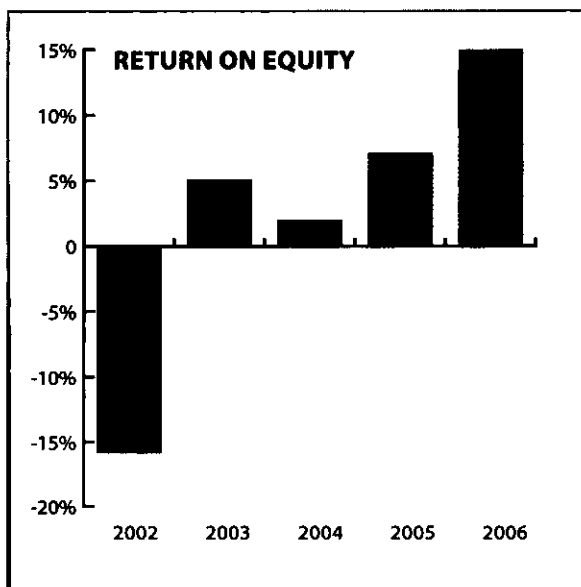
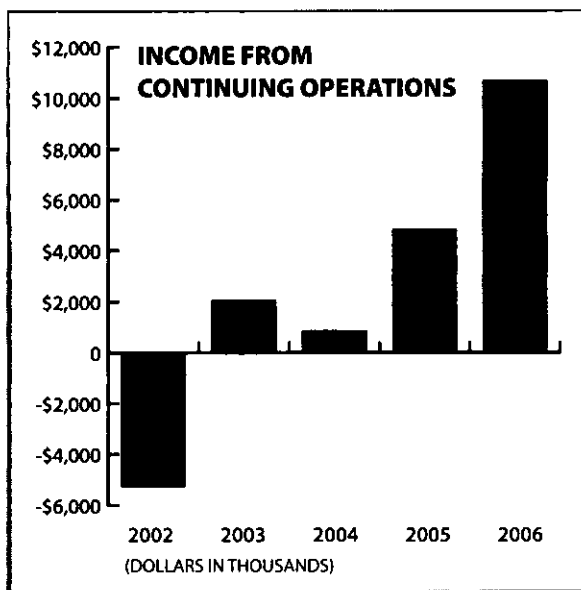
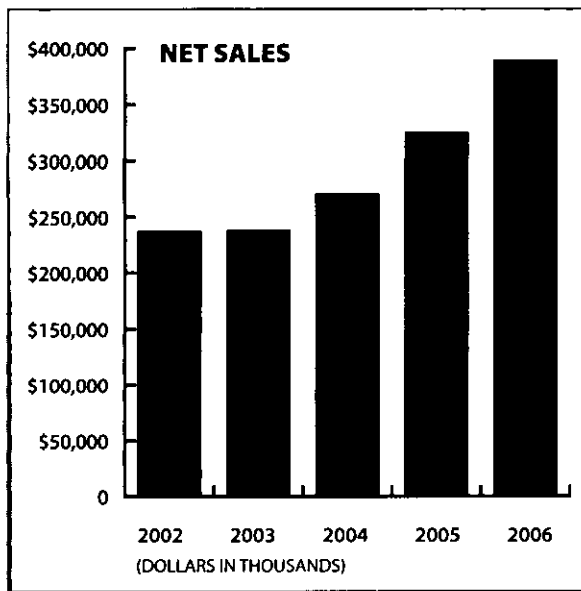
**John F. Kasel**  
Senior Vice President  
Operations & Manufacturing

**Gregory W. Lippard**  
Vice President  
Rail Product Sales

**Linda K. Patterson**  
Controller

**Donald L. Foster**  
Senior Vice President  
Construction Products

**Merry L. Brumbaugh**  
Vice President  
Tubular Products



commissioned last summer. Our Grand Island, NE concrete tie facility, retrofitted with innovative long-line technology in 2005, successfully produced ties throughout the year. Our new concrete tie plant in Tucson, AZ, whose start up has been hampered by construction and permitting delays, will be fully operational in the spring of this year. Both plants were built to support growing demand for concrete ties by the Union Pacific Railroad.

To support our growth initiatives in Construction Products, new sheet piling sections with improved strength-to-weight ratios were made available by our strategic supply partner, Chaparral. In January 2006, an agreement was consummated with Northwest Pipe Company giving us access to additional products for pipe piling applications.

Fabricated Bridge Products and Precise Structural Products enjoyed turnaround years in 2006 due to process improvements at the plant level and a pickup in bidding activity. In addition, as market demand increased and with growing acceptance of its products, CXT<sup>®</sup> Concrete Buildings enjoyed its best year ever under L.B. Foster ownership.

We received commitments for two large orders in Coated Products in the second half of the year, filling our Birmingham plant through the 3rd quarter of 2007. Additionally, Threaded Products upgraded its facility in Langfield, TX to improve productivity and enhance operational effectiveness.

Last year we significantly raised our profile in the investment community. Our Chairman Lee Foster, CFO David Russo and I visited six cities to conduct investor briefings. These meetings helped raise awareness of L.B. Foster Company in key financial markets. Because of our enhanced corporate performance, we have also been included in the Russell 2000<sup>®</sup> Index.

### Strong Financial Performance

Looking specifically at our financial performance, compared to 2005, sales grew 20% to \$389.8 million. Income from continuing operations more than doubled, growing to over \$10.7 million, or \$0.99 per diluted share. In the 4th quarter of 2006, we attained our eighth consecutive quarter of year-over-year income growth. This has led to an increase in our ROE (Return on Equity) to 15.0%, up 790 basis points from

2005. New orders in 2006 grew by 19% to \$431 million, contributing to a year-end backlog of \$141 million, a 41% increase over year end 2005.

As I look ahead, we are not without challenges. We will pursue productivity and cost-reduction initiatives. On the financial side, we must more effectively manage our working capital. Strengthening and growing our relationships with key vendors will be critical. We must deliver on the new investments made during the last two years. Operational excellence will be a larger part of everyone's job, particularly at the plant level. And, we must continue to focus our efforts on creating value enhanced solutions to customer needs. While organic growth should continue, we will look more diligently to acquisitions as a source of expanding our current array of products and services.

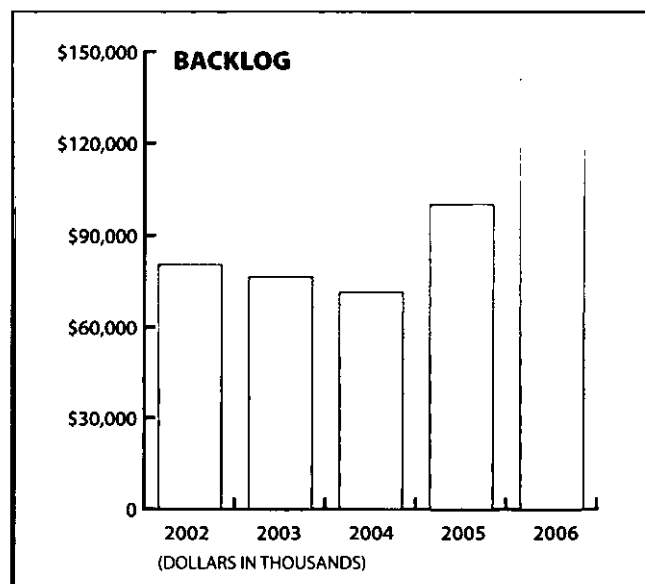
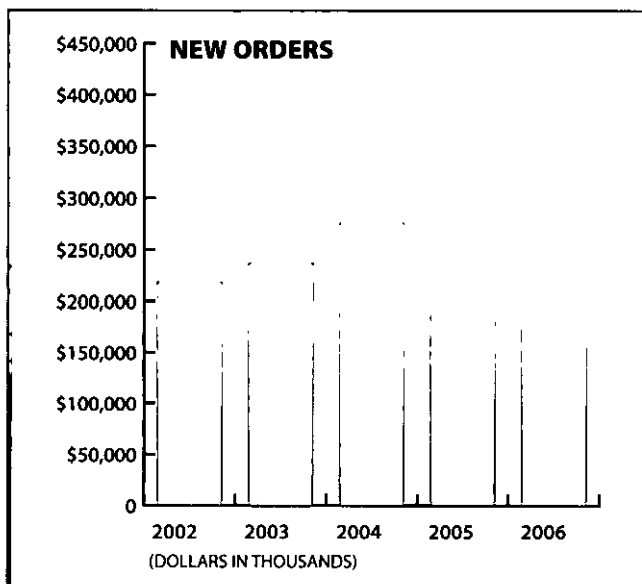
2006 was a significant year for L.B. Foster Company, not only because we celebrated 25 years as a public company, but more so because of the company's growth in sales and earnings. From strong markets, to new products and new and expanded production facilities coming on-stream, our initiatives for growth are in place, and we are well positioned for the future.


To our many employees throughout North America, I want to extend my gratitude to each of you for your hard work and contributions in 2006.

To our shareholders, I would like to thank you for your support during this exciting year, and I can assure you of my team's commitment to focus on strong performance and continuous improvement in 2007.


*Stan L. Hasselbusch*

Stan L. Hasselbusch  
President and Chief Executive Officer





Steel sheet piles driven in a foundation construction project.



Stainless steel flanged column manufactured for water systems.



Steel grid decking installed on a bridge rehabilitation project.

## OUR MARKETS:

L.B. Foster Company is a leading manufacturer, fabricator and distributor of products necessary to build and maintain our nation's infrastructure. Since 1902, our company has provided superior rail, construction and tubular products and services to America's transportation, utility and energy industries. L.B. Foster markets its products throughout the Western Hemisphere.

### RAIL INDUSTRY

L.B. Foster manufactures and supplies new and relay rail, concrete ties, insulated joints and other accessories for railroads, transit systems and industrial applications.

Our company distributes heavy, light and relay rail to mainline railroads, transit authorities, industrial companies and rail contractors for heavy haul railroad, plant trackage, mining and material handling uses. L.B. Foster also offers a full line of rail accessories that includes trackwork, angle bars and other products required to install or maintain rail lines.

L.B. Foster markets its Allegheny Rail Products insulated joints and related accessories to North American railroads and mass transit authorities. Our insulated joints, wayside lubricators and related accessories are assembled at facilities in Pueblo, CO and Niles, OH.

Our Transit Products line of power rail, direct fixation fasteners, coverboards and special accessories are marketed to city, county and regional transit systems. Additionally, L.B. Foster manufactures track panels which are used by heavy haul railroads for emergency track replacement.

CXT, Inc., a wholly owned subsidiary, manufactures engineered prestressed concrete railroad ties. These ties are marketed as CXT<sup>®</sup> Concrete Ties and produced at our facilities in Spokane, WA, Grand Island, NE and Tucson, AZ for the heavy haul railroad, transit and other rail markets.



## CONSTRUCTION INDUSTRY

L.B. Foster Construction Products offers a comprehensive line of piling, steel bridge products and fabricated structural steel. These materials are specified for highway, bridge and heavy engineering/civil construction and rehabilitation projects.

Our Piling business provides sheet piling which are interlocking structural steel sections that are generally used to provide lateral support at construction sites. L.B. Foster bearing piling products include steel H-beam and pipe piling sections that are driven into the ground to provide support for structures such as bridge piers and high-rise buildings. L.B. Foster also markets threaded micropiles for construction foundation repair and slope stabilization. Our piling is sold or rented for use in public works and private sector projects.

L.B. Foster Construction Products also includes Fabricated Bridge Products located in Bedford, PA and Precise Structural Products with a facility in Georgetown, MA. These businesses manufacture engineered materials at L.B. Foster facilities and include fabricated structural steel, bridge decking, drainage systems, aluminum and steel bridge rail and other bridge accessories.

Our company is also the leading producer of precast concrete restrooms and utility structures manufactured at Spokane, WA and Hillsboro, TX. Major clients of L.B. Foster's CXT® Concrete Buildings include federal, state and local government agencies and contractors.


## UTILITY and ENERGY INDUSTRIES

L.B. Foster Coated Products provides corrosion protection for oil, gas and water steel line pipe. Fusion bond epoxy (FBE), abrasion resistant overcoating (ARO) and internal linings are applied at our Birmingham, AL plant.


Threaded Products supplies pipe products such as water well casing and column pipe for agricultural, municipal and industrial water well projects. This Houston based L.B. Foster facility offers in-house pipe threading and fabrication services for oil country tubular goods, foundation and geotechnical applications.



Heavy haul track construction using CXT® Concrete Ties.




Fusion bond epoxy protective coating on steel line pipe.




Park setting featuring a new precast CXT® Concrete Building.



New welded rail and CXT® Concrete Ties for a commuter line.



Engineered Combi-Wall for a harbor containment structure.



Structural steel stringer beams fabricated for a bridge renovation.

## 2006 KEY AWARDS and PROJECTS

### RAIL PRODUCTS

- 72,000 Direct Fixation Fasteners to Expand Dallas Area Rapid Transit's Northwest and Southeast Light Rail Lines
- 38,000 CXT® Concrete Ties for New TriMet Commuter Rail Line
- \$3.3 Million Vancouver, BC Canada Line Contract
- 21,000 CXT® Concrete Ties for Edmonton South LRT Extension
- \$5.9 Million of Rail Products for Los Angeles County Metro Transit Authority Purchases
- C\$29.3 Million New Rail Toronto Transit Commission Contract
- Construction of Tucson, AZ CXT® Concrete Tie Plant
- Commissioning of Pueblo, CO Allegheny Rail Products Facility

### CONSTRUCTION PRODUCTS

- North American Distributor Agreement with Northwest Pipe
- 44,000 sq. ft. of New Steel Grid Decking for Homestead Grays Bridge
- Long Term Distribution Agreement With Chaparral
- New PZC™ 26 Sheet Piling Broadens Product Offerings
- \$2.5 Million Miami River Bridge Contract
- \$2 Million Sheet Pile Contract for Southern Company Plant Expansion Project
- 4,200 Tons of Steel Sheet Piling for DuPont Plant
- Key Supplier of Sheet Piling for New Orleans Levee Restoration

### TUBULAR PRODUCTS

- 580+ Miles of Corrosion Coating Work Completed
- Expansion and Upgrade of Threaded Products Facility
- 7 Months of Production Coating Work for 2008

**UNITED STATES SECURITIES AND EXCHANGE COMMISSION**  
**Washington, D.C. 20549**  
**Form 10-K**

(Mark One)

- ANNUAL REPORT PURSUANT TO SECTION 13 OR 15(d)  
OF THE SECURITIES EXCHANGE ACT OF 1934**

For the fiscal year ended December 31, 2006

Or

- TRANSITION REPORT PURSUANT TO SECTION 13 OR 15(d)  
OF THE SECURITIES EXCHANGE ACT OF 1934**

For the transition period from \_\_\_\_\_ to \_\_\_\_\_

Commission file number 0-10436

**L. B. FOSTER COMPANY**

*(Exact name of registrant as specified in its charter)*

**Pennsylvania**  
*(State of Incorporation)*

**25-1324733**

*(I.R.S. Employer Identification No.)*

**415 Holiday Drive,  
Pittsburgh, Pennsylvania**  
*(Address of principal executive offices)*

**15220**  
*(Zip Code)*

**Registrant's telephone number, including area code:**  
**(412) 928-3417**

**Securities registered pursuant to Section 12(b) of the Act:**

<u>Title of Each Class</u>	<u>Name of Each Exchange on Which Registered</u>
Common Stock, Par Value \$0.01	NASDAQ Global Select Market

**Securities registered pursuant to Section 12(g) of the Act:**

None

Indicate by check mark if the registrant is a well-known seasoned issuer, as defined in Rule 405 of the Securities Act.  Yes  No

Indicate by check mark if the registrant is not required to file reports pursuant to Section 13 or 15(d) of the Exchange Act.  Yes  No

Indicate by check mark whether the registrant (1) has filed all reports required to be filed by Section 13 or 15 (d) of the Securities Exchange Act of 1934 during the preceding 12 months (or for such shorter period that the registrant was required to file such reports) and (2) has been subject to such filing requirements for the past 90 days.  Yes  No

Indicate by check mark if disclosure of delinquent filers pursuant to Item 405 of Regulation S-K is not contained herein, and will not be contained, to the best of registrant's knowledge, in definitive proxy or information statements incorporated by reference in Part III of this Form 10-K or any amendment to this form 10-K.

Indicate by check mark whether the registrant is a large accelerated filer, an accelerated filer, or a non-accelerated filer. See definition of "accelerated filer and large accelerated filer" in Rule 12b-2 of the Exchange Act. (Check one):

Large accelerated filer  Accelerated filer  Non-accelerated filer

Indicate by check mark whether the registrant is a shell company (as defined in Rule 12b-2 of the Exchange Act).  Yes  No

The aggregate market value of the voting and non-voting common equity held by non-affiliates computed by reference to the price at which the common equity was last sold, or the average bid and asked price of such common equity, as of the last business day of the registrant's most recently completed second fiscal quarter was \$245,821,716.

Indicate the number of shares outstanding of each of the registrant's classes of common stock, as of the latest practicable date.

<u>Class</u>	<u>Outstanding at February 19, 2007</u>
Common Stock, Par Value \$0.01	10,552,745 shares

Documents Incorporated by Reference:

Portions of the Proxy Statement prepared for the 2007 annual meeting of stockholders are incorporated by reference in Items 10, 11, 12 and 14 of Part III.

## TABLE OF CONTENTS

### PART I

Item 1.	Business .....	3
Item 1A.	Risk Factors .....	5
Item 1B.	Unresolved Staff Comments .....	7
Item 2.	Properties .....	8
Item 3.	Legal Proceedings .....	8
Item 4.	Submission of Matters to a Vote of Security Holders .....	9
Item 4A.	Executive Officers of the Registrant .....	9

### PART II

Item 5.	Market for Registrant's Common Equity, Related Stockholder Matters and Issuer Purchases of Equity Securities .....	10
Item 6.	Selected Financial Data .....	13
Item 7.	Management's Discussion and Analysis of Financial Condition and Results of Operations ....	14
Item 7A.	Quantitative and Qualitative Disclosures About Market Risk .....	28
Item 8.	Financial Statements and Supplementary Data .....	29
Item 9.	Changes in and Disagreements with Accountants on Accounting and Financial Disclosure ....	60
Item 9A.	Controls and Procedures .....	60
Item 9B.	Other Information .....	60

### PART III

Item 10.	Directors, Executive Officers and Corporate Governance .....	60
Item 11.	Executive Compensation .....	61
Item 12.	Security Ownership of Certain Beneficial Owners and Management and Related Stockholder Matters .....	61
Item 13.	Certain Relationships and Related Transactions, and Director Independence .....	61
Item 14.	Principal Accountant Fees and Services .....	61

### PART IV

Item 15.	Exhibits and Financial Statement Schedules .....	61
	Financial Statements .....	61
	Financial Statement Schedule .....	61
	Exhibits .....	63
	Signatures .....	65
	Certifications .....	66

## PART I

### ITEM 1. BUSINESS

#### Summary Description of Businesses

L. B. Foster Company is a leading manufacturer, fabricator and distributor of products and services for the rail, construction, energy and utility markets. As used herein, "Foster" or the "Company" means L. B. Foster Company and its divisions and subsidiaries, unless the context otherwise requires.

For rail markets, Foster provides a full line of new and used rail, trackwork, and accessories to railroads, mines and industry. The Company also designs and produces concrete railroad ties, insulated rail joints, power rail, track fasteners, coverboards and special accessories for mass transit and other rail systems worldwide.

For the construction industry, the Company sells steel sheet piling, H-bearing piling, pipe piling and provides rental sheet piling for foundation requirements. In addition, Foster supplies fabricated structural steel, bridge decking, bridge railing, expansion joints, precast concrete buildings and other products for highway construction and repair.

For tubular markets, the Company supplies pipe coatings for natural gas pipelines and utilities. The Company also produces threaded pipe products for industrial water well and irrigation markets and sells micropiles for construction foundation repair and slope stabilization.

The Company classifies its activities into three business segments: Rail products, Construction products, and Tubular products. Financial information concerning the segments is set forth in Item 8, Note 19. The following table shows for the last three fiscal years the net sales generated by each of the current business segments as a percentage of total net sales.

	Percentage of Net Sales		
	2006	2005	2004
Rail Products . . . . .	49%	49%	53%
Construction Products . . . . .	46%	45%	41%
Tubular Products . . . . .	5%	6%	6%
	<u>100%</u>	<u>100%</u>	<u>100%</u>

#### RAIL PRODUCTS

L. B. Foster Company's rail products include heavy and light rail, relay rail, concrete ties, insulated rail joints, rail accessories and transit products. The Company is a major rail products supplier to industrial plants, contractors, railroads, mines and mass transit systems.

The Company sells heavy rail mainly to transit authorities, industrial companies, and rail contractors for railroad sidings, plant trackage, and other carrier and material handling applications. Additionally, the Company sells some heavy rail to railroad companies and to foreign buyers. The Company sells light rail for mining and material handling applications.

Rail accessories include trackwork, ties, track spikes, bolts, angle bars and other products required to install or maintain rail lines. These products are sold to railroads, rail contractors, industrial customers, and transit agencies and are manufactured within the Company or purchased from other manufacturers.

The Company's Allegheny Rail Products (ARP) division engineers and markets insulated rail joints and related accessories for the railroad and mass transit industries. Insulated joints are manufactured at the Company's facilities in Pueblo, CO and Niles, OH.

The Company's Transit Products division supplies power rail, direct fixation fasteners, coverboards and special accessories primarily for mass transit systems. Most of these products are manufactured by subcontractors and are usually sold by sealed bid to transit authorities or to rail contractors, worldwide.

The Company's Trackwork division produces new and relay trackwork for industrial and export markets.

The Company's CXT subsidiary manufactures engineered concrete railroad ties for the railroad and transit industries at its facilities in Spokane, WA, Grand Island, NE and Tucson, AZ.

## **CONSTRUCTION PRODUCTS**

L. B. Foster Company's construction products consist of sheet, pipe and bearing piling, fabricated highway products, and precast concrete buildings.

Sheet piling products are interlocking structural steel sections that are generally used to provide lateral support at construction sites. Bearing piling products are steel H-beam sections which, in their principal use, are driven into the ground for support of structures such as bridge piers and high-rise buildings. Sheet piling is sold or rented and bearing piling is sold principally to public works as well as the private sector.

Other construction products consist of precast concrete buildings, sold principally to national and state parks, and fabricated highway products. Fabricated highway products consist principally of fabricated structural steel, bridge decking, aluminum and steel bridge rail and other bridge products, which are fabricated by the Company. The major purchasers of these products are contractors for state, municipal and other governmental projects.

Sales of the Company's construction products are partly dependent upon the level of activity in the construction industry. Accordingly, sales of these products have traditionally been somewhat higher during the second and third quarters than during the first and fourth quarters of each year. However, sales were unusually strong during the fourth quarter of 2006 due to various factors including mild weather that allowed more construction projects to proceed.

## **TUBULAR PRODUCTS**

The Company provides fusion bond and other coatings for corrosion protection on oil, gas and other pipelines. The Company also supplies special pipe products such as water well casing, column pipe, couplings, and related products for agricultural, municipal and industrial water wells. In addition, the Company sells micropiles for construction foundation repair and slope stabilization.

## **MARKETING AND COMPETITION**

L. B. Foster Company generally markets its rail, construction and tubular products directly in all major industrial areas of the United States through a national sales force of 66 people, including outside sales, inside sales, and customer service representatives. The Company maintains 14 sales offices and 15 warehouses, plant and yard facilities located throughout the country. During 2006, approximately 5% of the Company's total sales were for export.

The major markets for the Company's products are highly competitive. Product availability, quality, service and price are principal factors of competition within each of these markets. No other company provides the same product mix to the various markets the Company serves. There are one or more companies that compete with the Company in each product line. Therefore, the Company faces significant competition from different groups of companies.

## **RAW MATERIALS AND SUPPLIES**

Most of the Company's inventory is purchased in the form of finished or semi-finished product. With the exception of relay rail which is purchased from railroads or rail take-up contractors, the Company purchases most of its inventory from domestic and foreign steel producers. There are few domestic suppliers of new rail products and the Company could be adversely affected if a domestic supplier ceased making such material available to the Company. Additionally, the Company has an agreement with a steel mill to distribute steel sheet piling and H-bearing pile in North America. The Company also purchases cement and aggregate used in its concrete railroad tie and precast concrete building businesses from a variety of suppliers.

The Company's purchases from foreign suppliers are subject to the usual risks associated with changes in international conditions and to United States laws which could impose import restrictions on selected classes of products and anti-dumping duties if products are sold in the United States below certain prices.

## BACKLOG

The dollar amount of firm, unfilled customer orders at December 31, 2006 and 2005 by segment follows:

	December 31,	
	2006	2005
	In thousands	
Rail Products . . . . .	\$ 64,113	\$ 56,567
Construction Products . . . . .	66,145	42,156
Tubular Products . . . . .	<u>11,092</u>	<u>1,514</u>
	<u>\$141,350</u>	<u>\$100,237</u>

Construction segment backlog presented in the above table excludes backlog related to the Company's former Geotechnical division, which was classified as a discontinued operation in 2006, see "2006 Developments." There was no backlog related to this division at December 31, 2006. Backlog related to this division in 2005 was \$29.2 million.

Approximately 3% of the December 31, 2006 backlog is related to projects that will extend beyond 2007.

## RESEARCH AND DEVELOPMENT

The Company's expenditures for research and development are not material.

## ENVIRONMENTAL DISCLOSURES

While it is not possible to quantify with certainty the potential impact of actions regarding environmental matters, particularly for future remediation and other compliance efforts, in the opinion of management, compliance with environmental protection laws will not have a material adverse effect on the financial condition, competitive position, or capital expenditures of the Company. However, the Company's efforts to comply with stringent environmental regulations may have an adverse effect on the Company's future earnings.

## EMPLOYEES AND EMPLOYEE RELATIONS

The Company has 665 employees, of whom 425 are hourly production workers and 240 are salaried employees. Approximately 177 of the hourly paid employees are represented by unions. The Company has not suffered any major work stoppages during the past five years and considers its relations with its employees to be satisfactory.

Substantially all of the Company's hourly paid employees are covered by one of the Company's noncontributory, defined benefit plans or defined contribution plans. Substantially all of the Company's salaried employees are covered by a defined contribution plan.

## ITEM 1A. RISK FACTORS

### Forward Looking Statements

We make forward looking statements in this report based upon management's understanding of our business and markets and on information currently available to us. Such statements include information regarding future events and expectations and frequently include words such as "believes," "expects," "anticipates," "intends," "plans," "estimates," or other similar expressions.

Forward looking statements include known and unknown risks and uncertainties. Actual future results may differ greatly from these statements and expectations that we express in this report. We encourage all readers to

carefully consider the Risk Factors below and all the information presented in our 2006 Annual Report on Form 10-K and caution you not to rely unduly on any forward looking statements.

The forward looking statements in this report are made as of the date of this report and we assume no obligation to update or revise any forward looking statement, whether as a result of new information, future developments or otherwise.

## **Risks and Uncertainties**

### ***Markets and Competition***

We face strong competition in all of the markets in which we participate. Our response to competitor pricing actions and new competitor entries into our product lines, could negatively impact our overall pricing in the marketplace. Efforts to improve pricing could negatively impact our sales volume in certain product categories. Significant negative developments in these areas could adversely affect our financial results and condition.

### ***Customer Reliance***

Foster could be adversely affected by changes in the business or financial condition of a customer or customers. A significant downturn in the business or financial condition of a customer or customers could impact our results of operations and/or financial condition.

The Company's CXT Rail operation and Allegheny Rail Products division are dependent on a Class I railroad for a significant portion of their business. The CXT Rail operation was awarded a long-term contract, from this Class I railroad, for the supply of prestressed concrete railroad ties. CXT expanded and modernized its Grand Island, NE plant in 2005, and completed construction of a new facility in Tucson, AZ during 2006 to accommodate the contract's requirements. The Class I railroad has agreed to purchase minimum annual quantities from the Grand Island, NE facility through December 2010, and the Tucson, AZ facility through December 2012.

A substantial portion of the Company's operations is heavily dependent on governmental funding of infrastructure projects. Significant changes in the level of government funding of these projects could have a favorable or unfavorable impact on the operating results of the Company. Certain of our businesses, especially our Fabricated Products group, have been hampered with low volumes and margins in 2005 and 2004. While we experienced significant improvement in 2006, the backlog for this business remains weak.

### ***Supplier Reliance***

In certain of our distributed products businesses, we rely on one or two suppliers for key products that we sell to our customers. A significant downturn in the business of one of these suppliers, a disruption in their manufacturing operations, an unwillingness to continue to sell to us or a disruption in the availability of existing and new piling and rail products could adversely impact our financial results.

### ***Raw material costs and availability***

Most of Foster's businesses utilize steel as a significant product component. The steel industry is cyclical and prices as well as availability are subject to international market forces. We also use significant amounts of cement and aggregate in our concrete railroad tie and our precast concrete building businesses. Cement and aggregate prices have been increasing over recent years. This has not yet had a significant impact on the Company, but it could present problems for our facility in Tucson, AZ. Our financial results could be adversely affected if prices or availability of these materials were to change in a significantly unfavorable manner.

### ***New Facilities***

Failure to successfully implement an efficient manufacturing operation at either of the Company's new facilities in Tucson, AZ or Pueblo, CO in a cost effective manner would make it difficult for the Company to earn an appropriate return on its investments.



### ***Value of our investment in the DM&E Railroad***

We maintain an ownership interest of approximately 13.4% in the Dakota, Minnesota & Eastern Railroad (DM&E), a privately held regional railroad that controls over 2,500 miles of track in eight states. More information on the DM&E can be found on page 24. The Company believes that the value of its investment in the DM&E is significantly higher than the basis inherent in its consolidated balance sheet which is the original cost of the investment plus accrued dividends. The Company further believes that should the Powder River Basin Project discussed on page 25 come to fruition, the value should increase further. There is no assurance, however, that the Project will be built.

### ***Union Workforce and Labor Relations***

Three of the Company's manufacturing facilities are staffed by employees represented by labor unions. These 177 employees are currently working under two separate collective bargaining agreements that expire in September 2007 and March 2008. We may not be able to successfully negotiate the renewal of these agreements. Additionally, the existing collective bargaining agreements may not prevent a work stoppage at L. B. Foster's facilities.

### ***Legal Contingencies***

Changes in our expectations of the outcome or the actual outcome of certain legal actions could vary materially from our current expectations and adversely affect our financial results and/or financial condition.

### ***Unexpected Events***

Unexpected events including fires or explosions at facilities, natural disasters, war, unplanned outages, equipment failures, failure to meet product specifications, or a disruption in certain of our operations may cause our operating costs to increase or otherwise impact our financial performance.

### **ITEM 1B. UNRESOLVED STAFF COMMENTS**

None.

## ITEM 2. PROPERTIES

The location and general description of the principal properties which are owned or leased by L. B. Foster Company, together with the segment of the Company's business using the properties, are set forth in the following table:

<u>Location</u>	<u>Function</u>	<u>Acres</u>	<u>Business Segment</u>	<u>Lease Expires</u>
Bedford, PA . . . . .	Bridge component fabricating plant.	10	Construction	Owned
Birmingham, AL . . . . .	Pipe coating facility.	32	Tubular	2007
Georgetown, MA . . . . .	Bridge component fabricating plant.	11	Construction	Owned
Grand Island, NE . . . . .	CXT concrete tie plant.	9	Rail	2010
Hillsboro, TX . . . . .	Precast concrete facility.	9	Construction	2012
Houston, TX . . . . .	Casing, upset tubing, threading, heat treating and painting. Yard storage.	65	Tubular, Rail and Construction	Owned
Niles, OH . . . . .	Rail fabrication. Trackwork manufacturing. Yard storage.	35	Rail	Owned
Petersburg, VA . . . . .	Piling storage facility.	48	Construction	Owned
Pueblo, CO . . . . .	Rail joint manufacturing and lubricator assembly.	9	Rail	Owned
Spokane, WA . . . . .	CXT concrete tie plant.	13	Rail	2008
Spokane, WA . . . . .	Precast concrete facility.	5	Construction	2012
Tucson, AZ . . . . .	CXT concrete tie plant.	19	Rail	2012

The lease covering the Birmingham, AL pipe coating facility expires in July 2007. The Company anticipates that this lease will be extended prior to its expiration during 2007.

Including the properties listed above, the Company has 14 sales offices, including its headquarters in Pittsburgh, PA, and 15 warehouses, plant and yard facilities located throughout the country. The Company's facilities are in good condition.

## ITEM 3. LEGAL PROCEEDINGS

In 2000, the Company's subsidiary sold concrete railroad crossing panels to a general contractor on a Texas transit project. Due to a variety of factors, including deficiencies in the owner's project specifications, certain panels have deteriorated and the owner has replaced all of the panels provided by the subsidiary. The general contractor and the owner are currently engaged in dispute resolution procedures, which we believe will be resolved in 2007. The administrative judge did, however, find that the general contractor was liable to the owner for, among other matters, alleged defects in the panels and that the new estimated damages connected with the panels ranged from approximately \$2.1 to \$2.5 million. A final administrative hearing is scheduled for April 2007 to assess damages. The general contractor has notified the Company that, depending on the outcome of these proceedings, it may file a suit against the Company's subsidiary. Although no assurances can be given, the Company believes that it has meritorious defenses to such claims and will vigorously defend against such a suit.

In the second quarter of 2004, a gas company filed a complaint against the Company in Allegheny County, PA, alleging that in 1989 the Company had applied epoxy coating on 25,000 feet of pipe and that, as a result of inadequate surface preparation of the pipe, the coating had blistered and deteriorated. The Company does not believe that the gas company's alleged problems are the Company's responsibility. Although no assurances can be given, the Company believes that it has meritorious defenses to such claims and will vigorously defend against such a suit.

#### ITEM 4. SUBMISSION OF MATTERS TO A VOTE OF SECURITY HOLDERS

None.

#### ITEM 4A. EXECUTIVE OFFICERS OF THE REGISTRANT

Information concerning the executive officers of the Company is set forth below. With respect to the period prior to August 18, 1977, references to the Company are to the Company's predecessor, Foster Industries, Inc.

<u>Name</u>	<u>Age</u>	<u>Position</u>
Lee B. Foster II. . . . .	60	Chairman of the Board
Stan L. Hasselbusch . . . . .	59	President and Chief Executive Officer
Merry L. Brumbaugh . . . . .	49	Vice President — Tubular Products
Samuel K. Fisher . . . . .	54	Senior Vice President — Rail
Donald L. Foster . . . . .	51	Senior Vice President — Construction Products
John F. Kasel . . . . .	42	Senior Vice President — Operations and Manufacturing
Brian H. Kelly . . . . .	47	Vice President — Human Resources
Gregory W. Lippard . . . . .	38	Vice President — Rail Product Sales
Linda K. Patterson . . . . .	57	Controller
David J. Russo . . . . .	48	Senior Vice President, Chief Financial Officer and Treasurer
David L. Voltz . . . . .	54	Vice President, General Counsel and Secretary

*Mr. Lee Foster* has been a director of the Company since 1990 and he has been Chairman of the Board since 1998. He was the Chief Executive Officer of the Company from May 1990 until January 2002.

*Mr. Hasselbusch* has been Chief Executive Officer and a director of the Company since January 2002, and President of the Company since March 2000. He served as Vice President — Construction and Tubular Products from December 1996 to December 1998 and as Chief Operating Officer from January 1999 until he was named Chief Executive Officer in January 2002.

*Ms. Brumbaugh* was elected Vice President — Tubular Products in November 2004, having previously served as General Manager, Coated Products since 1996. Ms. Brumbaugh has served in various capacities with the Company since her initial employment in 1980.

*Mr. Fisher* was elected Senior Vice President — Rail in October 2002, having previously served as Senior Vice President — Product Management since June 2000. From October 1997 until June 2000, Mr. Fisher served as Vice President — Rail Procurement. Prior to October 1997, Mr. Fisher served in various other capacities with the Company since his employment in 1977.

*Mr. Donald Foster* was elected Senior Vice President — Construction Products in February 2005, after having served as Vice President — Piling Products since November 2004 and General Manager of Piling since September, 2004. Prior to joining the Company, Mr. Foster was President of Metalsbridge, a financed supply chain logistics entity. He served U.S. Steel Corporation as an officer from 1999 to 2003. During that time, Mr. Foster functioned as Vice President International, President of UEC Technologies and President, United States Steel International, Inc. Since joining U.S. Steel Corporation in 1979 he served in a number of general management roles in the distribution and construction markets.

*Mr. Kasel* was elected Senior Vice President — Operations and Manufacturing in May 2005 having previously served as Vice President — Operations and Manufacturing since April 2003. Mr. Kasel served as Vice President of Operations for Mammoth, Inc., a Nortek company from 2000 to 2003. His career also included General Manager of Robertshaw Controls and Operations Manager of Shizuki America prior to 2000.

*Mr. Kelly* was elected Vice President, Human Resources in October 2006 after joining the organization in September 2006. Prior to joining the Company, Mr. Kelly headed Human Resources for 84 Lumber Company from

June 2004. Previously, he served as a Director of HR for American Greetings Corp from June 1994 to June 2004, and he began his career with Nabisco in 1984, serving in progressively responsible generalist HR positions in both plants and the headquarters.

*Mr. Lippard* was elected Vice President — Rail Product Sales in June 2000. Prior to re-joining the Company in 2000, Mr. Lippard served as Vice President — International Trading for Tube City, Inc. from June 1998. Mr. Lippard served in various other capacities with the Company since his initial employment in 1991.

*Ms. Patterson* was elected Controller in February 1999, having previously served as Assistant Controller since May 1997 and Manager of Accounting since March 1988. Prior to March 1988, Ms. Patterson served in various other capacities with the Company since her employment in 1977.

*Mr. Russo* was elected Senior Vice President, Chief Financial Officer and Treasurer in December 2002, having previously served as Vice President and Chief Financial Officer since July 2002. Mr. Russo was Corporate Controller of WESCO International Inc., a distributor of electrical and industrial MRO supplies and integrated supply services, from 1999 until joining the Company in 2002. Mr. Russo also served as Corporate Controller of Life Fitness Inc., an international designer, manufacturer and distributor of aerobic and strength training fitness equipment.

*Mr. Voltz* was elected Vice President, General Counsel and Secretary in December 1987. Mr. Voltz joined the Company in 1981.

Officers are elected annually at the organizational meeting of the Board of Directors following the annual meeting of stockholders.

**Code of Ethics**

L. B. Foster Company has a code of ethics applicable to all directors and employees, including its Chief Executive Officer, Chief Financial Officer and Controller. The code of ethics is posted on the Company’s website, [www.lbfoster.com](http://www.lbfoster.com). The Company intends to satisfy the disclosure requirement regarding certain amendments to, or waivers from, provisions of its code of ethics by posting such information on the Company’s website.

**PART II**

**ITEM 5. MARKET FOR REGISTRANT’S COMMON EQUITY, RELATED STOCKHOLDER MATTERS AND ISSUER PURCHASES OF EQUITY SECURITIES**

**Stock Market Information**

The Company had 583 common shareholders of record on January 31, 2007. Common stock prices are quoted daily through the NASDAQ Global Select Market quotation service (Symbol FSTR). The quarterly high and low bid price quotations for common shares (which represent prices between broker-dealers and do not include markup, markdown or commission and may not necessarily represent actual transactions) follow:

<u>Quarter</u>	<u>2006</u>		<u>2005</u>	
	<u>High</u>	<u>Low</u>	<u>High</u>	<u>Low</u>
First .....	\$19.90	\$14.59	\$ 9.51	\$ 8.85
Second .....	26.15	18.93	9.89	8.71
Third .....	26.73	16.06	14.49	9.27
Fourth .....	25.91	16.43	15.75	12.41

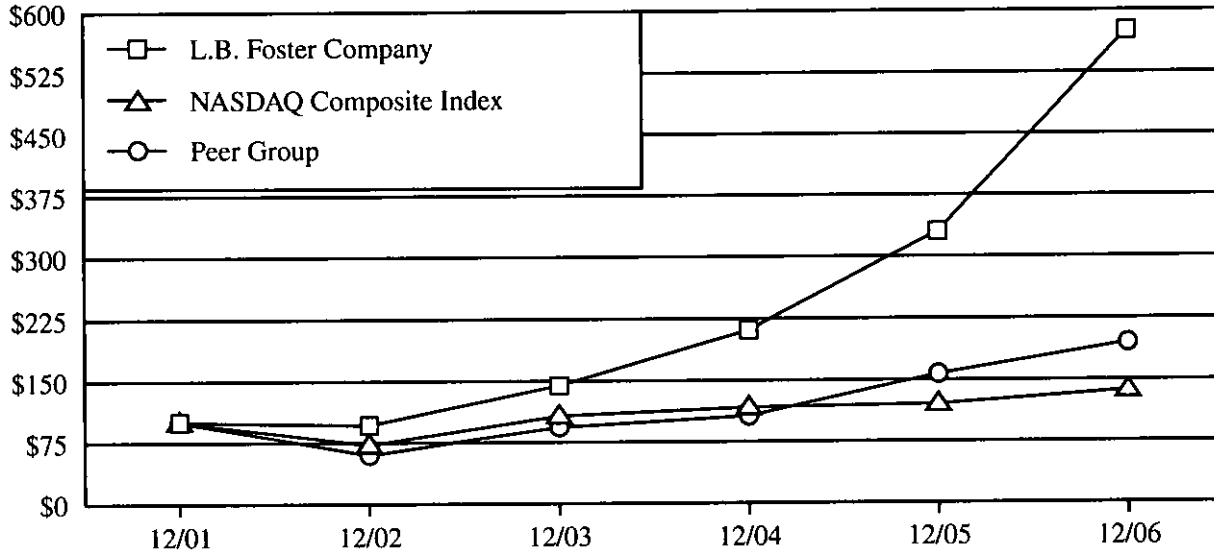
**Dividends**

No cash dividends were paid on the Company’s Common stock during 2006 and 2005, and the Company has no plan to pay dividends in the foreseeable future. The Company’s ability to pay cash dividends is limited by its revolving credit agreement.

### Performance Graph

The following table compares total shareholder returns for the Company over the last five years to the NASDAQ Composite Index and the Company's Peer Group assuming a \$100 investment made on December 31, 2001. The Company's Peer Group is composed of Michael Baker Corp., A.M. Castle & Co., Greenbriar Cos., Inc., Hanson PLC, Northwest Pipe Co, Oregon Steel Mills Inc., Texas Industries Inc. and Wabtec Corporation. Each of the three measures of cumulative total return assumes reinvestment of dividends. The stock performance shown on the graph below is not necessarily indicative of future price performance.

#### COMPARISON OF 5 YEAR CUMULATIVE TOTAL RETURN\* Among L.B. Foster Company, The NASDAQ Composite Index And A Peer Group



\* \$100 invested on 12/31/01 in stock or index-including reinvestment of dividends. Fiscal year ending December 31.

	Cumulative Total Return					
	12/01	12/02	12/03	12/04	12/05	12/06
<b>L.B. FOSTER COMPANY</b>	100.00	96.44	144.44	211.56	330.53	575.78
<b>NASDAQ COMPOSITE INDEX</b>	100.00	71.97	107.18	117.07	120.50	137.02
<b>PEER GROUP</b>	100.00	60.09	93.38	106.49	157.39	195.47

## Securities Authorized for Issuance Under Equity Compensation Plans

The following table sets forth information as of December 31, 2006 with respect to compensation plans under which equity securities of the Company are authorized for issuance.

<u>Plan Category</u>	<u>Number of Securities to be Issued upon Exercise of Outstanding Options, Warrants and Rights ( a )</u>	<u>Weighted-Average Exercise Price of Outstanding Options, Warrants and Rights ( b )</u>	<u>Number of Securities Remaining Available for Future Issuance under Equity Compensation Plans (Excluding Securities Reflected in Column (a)) ( c )</u>
Equity compensation plans approved by shareholders . .	708,950	\$5.20	526,875
Equity compensation plans not approved by shareholders . . . . .	<u>—</u>	<u>—</u>	<u>—</u>
Total . . . . .	<u>708,950</u>	<u>\$5.20</u>	<u>526,875</u>

The Company awarded shares of its common stock to its outside directors on a biannual basis from June 2000 through January 2003 under an arrangement not approved by the Company's shareholders. A total of 22,984 shares of common stock was so awarded and this program has been terminated. At the Company's 2003 Annual Shareholders' Meeting, a new plan was approved by the Company's shareholders under which outside directors receive 2,500 shares of the Company's common stock at each annual shareholder meeting at which such outside director is elected or re-elected, commencing with the Company's 2003 Annual Shareholders' Meeting. Through 2005 there were 30,000 shares issued under this plan. This plan was discontinued on May 24, 2006 when the Company's shareholders approved the 2006 Omnibus Incentive Plan. Under the 2006 Omnibus Incentive Plan, non-employee directors automatically are awarded 3,500 shares of the Company's common stock at each annual shareholder meeting at which such non-employee director is elected or re-elected, commencing May 24, 2006.

The Company's Board of Directors has authorized the purchase of up to 1,500,000 shares of its Common stock at prevailing market prices. No purchases have been made since the first quarter of 2001. From August 1997 through March 2001, the Company repurchased 973,398 shares at a cost of approximately \$5.0 million. The timing and extent of future purchases will depend on market conditions and options available to the Company for alternate financing sources.

**ITEM 6. SELECTED FINANCIAL DATA**

<u>Income Statement Data</u>	Year Ended December 31,				
	<u>2006(1)(2)</u>	<u>2005(2)(3)</u>	<u>2004(2)(4)</u>	<u>2003(2)(5)</u>	<u>2002(2)(6)</u>
	(All amounts are in thousands, except per share data)				
Net sales .....	\$389,788	\$325,990	\$271,209	\$238,872	\$238,601
Operating profit .....	\$ 17,934	\$ 8,210	\$ 1,780	\$ 4,685	\$ 2,593
Income (loss) from continuing operations .....	\$ 10,715	\$ 4,848	\$ 889	\$ 2,097	\$ (5,292)
Income (loss) from discontinued operations, net of tax .....	2,815	586	591	1,343	(1,742)
Cumulative effect of change in accounting principle .....	—	—	—	—	(4,390)
Net income (loss) .....	<u>\$ 13,530</u>	<u>\$ 5,434</u>	<u>\$ 1,480</u>	<u>\$ 3,440</u>	<u>\$ (11,424)</u>
Basic earnings (loss) per common share:					
Continuing operations .....	\$ 1.03	\$ 0.48	\$ 0.09	\$ 0.22	\$ (0.56)
Discontinued operations .....	0.27	0.06	0.06	0.14	(0.18)
Cumulative effect of change in accounting principle .....	—	—	—	—	(0.46)
Basic earnings (loss) per common share .....	<u>\$ 1.30</u>	<u>\$ 0.54</u>	<u>\$ 0.15</u>	<u>\$ 0.36</u>	<u>\$ (1.20)</u>
Diluted earnings (loss) per common share:					
Continuing operations .....	\$ 0.99	\$ 0.46	\$ 0.09	\$ 0.22	\$ (0.56)
Discontinued operations .....	0.26	0.06	0.06	0.14	(0.18)
Cumulative effect of change in accounting principle .....	—	—	—	—	(0.46)
Diluted earnings (loss) per common share .....	<u>\$ 1.25</u>	<u>\$ 0.52</u>	<u>\$ 0.14</u>	<u>\$ 0.35</u>	<u>\$ (1.20)</u>

- (1) 2006 includes a \$3,005,000 gain from the sale of the Company's former Geotechnical Division which has been classified as discontinued operations.
- (2) 2005 — 2002 have been restated to reflect the classification of the Company's former Geotechnical Division as discontinued operations.
- (3) 2005 includes a benefit of \$450,000 due to the release of a valuation allowance related to the Company's ability to utilize state net operating losses and other state tax incentives prior to their expiration.
- (4) 2004 includes a \$493,000 gain from the sale of the Company's former Newport, KY pipe coating machinery and equipment which had been classified as "held for resale".
- (5) The 2003 results from discontinued operations include the release of a \$1,594,000 valuation allowance against foreign net operating losses that was utilized as a result of the dissolution of the Foster Technologies subsidiary.
- (6) 2002 includes the following non-cash charges: a \$5,050,000 write-off of advances made to a specialty trackwork supplier which were not expected to be recovered; a \$1,893,000 charge related to an "other than temporary" impairment of the Company's equity investment in that trackwork supplier; a \$765,000 charge for depreciation expense from assets that had been classified as held for resale, but the sale did not materialize; a \$660,000 impairment charge to adjust assets related to the Company's rail signaling business, classified as a discontinued operation, to their expected fair value; a \$4,390,000, net of tax, charge from the cumulative effect of a change in accounting principle as a result of the adoption of Financial Accounting Standards No. 142, "Goodwill and Other Intangible Assets"; and a \$2,232,000 charge related to mark-to-market accounting for derivative instruments.

Balance Sheet Data	December 31,				
	2006	2005	2004	2003	2002
Total assets . . . . .	\$235,833	\$178,868	\$134,095	\$131,159	\$133,984
Working capital . . . . .	91,462	57,009	46,831	46,844	46,694
Long-term debt . . . . .	54,273	29,276	17,395	20,858	26,991
Stockholders' equity . . . . .	98,033	79,989	73,743	70,544	66,013

**ITEM 7. MANAGEMENT'S DISCUSSION AND ANALYSIS OF FINANCIAL CONDITION AND RESULTS OF OPERATIONS**

**Overview**

**General**

L. B. Foster Company is a leading manufacturer, fabricator and distributor of products and services for the rail, construction, energy and utility markets. The Company is comprised of three business segments: Rail products, Construction products and Tubular products.

The Company makes certain filings with the Securities and Exchange Commission (SEC), including its annual report on Form 10-K, quarterly reports on Form 10-Q, current reports on Form 8-K, and all amendments and exhibits to those reports, available free of charge through its website, [www.lbfoster.com](http://www.lbfoster.com), as soon as reasonably practicable after they are filed with the SEC. These filings are also available through the SEC at the SEC's Public Reference Room at 100 F Street N.E. Washington, D.C. 20549 or by calling 1-800-SEC-0330. Also, these filings are available on the internet at [www.sec.gov](http://www.sec.gov). The Company's press releases are also available on its website.

**Rail Products**

The Rail segment is comprised of several manufacturing and distribution businesses that provide a variety of products for railroads, transit authorities, industrial companies and mining applications throughout the Americas. Rail Products has sales offices throughout the United States and frequently bids on rail projects where it can offer products manufactured by the Company as well as products sourced from numerous suppliers. These products may be provided as a package to rail lines, transit authorities and construction contractors which decreases the procurement effort required by customers and provides value added, just in time delivery.

The Rail segment designs and manufactures bonded insulated rail joints and a variety of specialty trackwork, cuts and drills rail, panelizes track for emergency and construction use, and manufactures concrete railroad ties and turnout ties. The Company has concrete tie manufacturing facilities in Spokane, WA, Grand Island, NE, and Tucson, AZ. The Company also has two facilities that design, test and fabricate rail products in Atlanta, GA and Niles, OH.

The Rail distribution business provides our customers with access to a variety of products including stick rail, continuous welded rail, specialty trackwork, power rail and various rail accessories. This is a highly competitive business that, once specifications are met, depends heavily on pricing. The Company maintains relationships with several rail manufacturers but procures the majority of the rail it distributes from one supplier. Rail accessories are sourced from a wide variety of suppliers.

**Construction Products**

The Construction segment is comprised of the following business units: Piling, Fabricated Products, and Precast Concrete Buildings.

The Piling division, via a sales force deployed throughout the United States, markets and sells piling worldwide. This division offers its customers various types and dimensions of structural beam piling, sheet piling, and pipe piling. These piling products are sourced from various suppliers. The Company is the primary distributor of domestic beam and sheet piling for its primary supplier.



The Fabricated Products unit manufactures a number of fabricated steel and aluminum products primarily for the highway, bridge and transit industries including grid reinforced concrete deck and open steel grid flooring systems, guardrails, and expansion joints and heavy structural steel fabrications.

The Precast Concrete Buildings unit manufactures concrete buildings for national parks as well as numerous state and municipal park authorities. This unit manufactures restrooms, concession stands and other protective storage buildings available in multiple designs, textures and colors. The Company believes it is the leading high-end supplier in terms of volume, product options and capabilities. The buildings are manufactured in Spokane, WA and Hillsboro, TX.

The Geotechnical division engineered and supplied large mechanically stabilized earth retention projects (MSE Walls) and concrete soundwall systems primarily for highway construction projects. Although precasting of this product was usually outsourced to a qualified third party, the Company did manufacture MSE Walls at its facilities in Hillsboro, TX, Spokane, WA and Grand Island, NE. The Company sold this business in February 2006. See "2006 Developments", below.

### **Tubular Products**

The Tubular segment is comprised of two discrete business units: Coated Pipe and Threaded Products. The Coated Pipe unit, located in Birmingham, AL, coats the outer dimension and, to a lesser extent, the inner dimension of pipe primarily for the oil and gas transmission industries. Coated Pipe partners with its primary customer, a pipe manufacturer, to market fusion bonded epoxy coatings, abrasion resistant coatings and internal linings for a wide variety of pipe dimensions for pipeline projects throughout North America.

The Threaded Products unit, located in Houston, TX, cuts, threads and paints pipe primarily for water well products for the agriculture industry and municipal water authorities. Threaded Products is also in the micro-pile business and threads pipe used in earth and other structural stabilization.

### **2006 Developments**

Pursuant to a concrete tie supply agreement with the Union Pacific Railroad, we received permit approvals in January 2006 necessary to construct a new manufacturing facility in Tucson, AZ. Despite additional delays due to production permitting and other operational issues, the facility has completed its commissioning phase and is producing ties at approximately 60% of capacity.

In February 2006, the Company sold substantially all of the assets of its Geotechnical division for \$4.0 million plus the net asset value of the fixed assets, inventory, work in progress and prepaid items, resulting in a gain of approximately \$3.0 million. The results of the division have been reclassified as discontinued operations and prior periods have been reclassified to conform with this presentation. Future expenses are expected to be immaterial.

In February 2006, after reviewing public comments on the Supplemental Environmental Impact Statement (SEIS) on the DM&E Project (Project), the Surface Transportation Board (STB) granted its final approval for the Project. Several opponents to the Project have appealed the STB's final decision to the 8<sup>th</sup> U.S. Circuit Court of Appeals. The 8<sup>th</sup> U.S. Circuit Court of Appeals upheld the final decision of the STB to grant final approval for the DM&E Project on December 29, 2006. We maintain a significant investment in the DM&E Railroad. Please see "Dakota, Minnesota & Eastern Railroad" in this MD&A for additional information.

In November 2005, we purchased a 55,000 square foot facility in Pueblo, CO. We are using this site to increase production capacity for our Rail Products businesses. We manufacture insulated rail joints, which were previously outsourced to an exclusive supplier, and assemble lubricators at the new facility. Although minor delays were experienced in 2006, production has commenced and the facility can produce volumes originally anticipated.

Certain of our businesses, especially our Fabricated Products group, have been hampered with low volumes and margins in 2005 and 2004. While we experienced significant improvement in 2006, the backlog for this business remains weak.

## Recent Developments

On January 31, 2007, the Federal Railroad Administration (FRA) announced that it had determined that the DM&E Project had met the requirements of the federal environmental review process. The release of the FRA's final environmental review, known as a Record of Decision, marked the start of a 90-day clock within which the agency had to approve or disapprove the DM&E loan application. On February 26, 2007, the FRA announced that it had denied the DM&E's loan application for the Project due to the FRA's opinion that there was an unacceptable degree of risk concerning the DM&E's ability to repay the loan. As a result of the FRA's loan application rejection, the ultimate outcome of the Project is uncertain. We believe the DM&E will review various alternatives including financing the Project privately as well as other possible options.

In February 2007, the Company entered into the third amendment to the amended and restated credit agreement with a syndicate of three banks. Under this amendment, borrowings placed in LIBOR contracts will be priced at prevailing LIBOR rates, plus 1.25%. Borrowings placed in other tranches will be priced at the prevailing prime rate minus 1.00%. The amendment permits the Company to use various additional debt instruments to finance capital expenditures, outside of borrowings under the agreement, limited to an additional \$10.0 million. The amendment also increased the Company's permitted annual capital expenditures to \$12.0 million.

## Critical Accounting Policies and Estimates

The Company's significant accounting policies are described in Note 1 to the consolidated financial statements. The accompanying consolidated financial statements have been prepared in conformity with accounting principles generally accepted in the United States. When more than one accounting principle, or the method of its application, is generally accepted, management selects the principle or method that is appropriate in the Company's specific circumstance. Application of these accounting principles requires management to make estimates that affect the reported amount of assets, liabilities, revenues, and expenses, and the related disclosure of contingent assets and liabilities. The following critical accounting policies relate to the Company's more significant judgments and estimates used in the preparation of its consolidated financial statements. There can be no assurance that actual results will not differ from those estimates.

**Asset impairment** — The Company is required to test for asset impairment whenever events or changes in circumstances indicate that the carrying value of an asset might not be recoverable. The Company applies Statement of Financial Accounting Standards (SFAS) No. 144, "Accounting for the Impairment or Disposal of Long-Lived Assets" (SFAS 144) in order to determine whether or not an asset is impaired. This statement indicates that if the sum of the future expected cash flows associated with an asset, undiscounted and without interest charges, is less than the carrying value, an asset impairment must be recognized in the financial statements. The amount of the impairment is the difference between the fair value of the asset and the carrying value of the asset. The Company believes that the accounting estimate related to an asset impairment is a "critical accounting estimate" as it is highly susceptible to change from period to period, because it requires management to make assumptions about the existence of impairment indicators and cash flows over future years. These assumptions impact the amount of an impairment, which would have an impact on the income statement.

**Goodwill and other intangible assets** — The Company follows SFAS No. 142, "Goodwill and Other Intangible Assets" (SFAS 142) whereby goodwill and intangible assets deemed to have an indefinite life are subject to annual impairment tests. The impairment testing is a two step process. The first step, which is used to identify potential impairment only, compares the fair value of each reporting unit that has goodwill with its carrying value. Since quoted market prices are not readily available for the Company's reporting units, the Company estimates fair value of the reporting unit based on the present value of estimated future cash flows. If the fair value of the reporting unit exceeds its carrying amount, goodwill is not considered to be impaired and the second step of the process is not necessary. If the carrying amount of a reporting unit exceeds its fair value, the second step of the impairment testing must be performed to measure the amount of the impairment loss, if any. Step two requires a hypothetical purchase price allocation be done to determine the implied fair value of goodwill. The resulting fair value is then compared to the carrying value of goodwill. If the implied fair value of the goodwill is lower than the carrying value of goodwill, impairment must be recorded.

The Company believes that the accounting estimates used in this testing are “critical accounting estimates” because the underlying assumptions used for the discounted cash flow can change from period to period affecting the fair value calculation which may have a material impact to the income statement. Management’s assumptions require significant judgments related to anticipated revenues, and other internal and external economic conditions such as growth rate, discount rate and inflation. At December 31, 2006 and 2005, the goodwill on the Company’s balance sheet was \$0.4 million.

**Allowance for Bad Debts** — The Company’s operating segments encounter risks associated with the collection of accounts receivable. As such, the Company records a monthly provision for accounts receivable that are deemed uncollectible. In order to calculate the appropriate monthly provision, the Company reviews its accounts receivable aging and calculates an allowance through application of historic reserve factors to overdue receivables. This calculation is supplemented by specific account reviews performed by the Company’s credit department. As necessary, the application of the Company’s allowance rates to specific customers is reviewed and adjusted to more accurately reflect the credit risk inherent within that customer relationship. The reserve is reviewed on a monthly basis. An account receivable is written off against the allowance when management determines it is uncollectible.

The Company believes that the accounting estimate related to the allowance for bad debts is a “critical accounting estimate” because the underlying assumptions used for the allowance can change from period to period and the allowance could potentially cause a material impact to the income statement. Specific customer circumstances and general economic conditions may vary significantly from management’s assumptions and may impact expected earnings. At December 31, 2006 and 2005, the Company maintained an allowance for bad debts of \$1.2 million and \$0.9 million, respectively.

**Investment in the Dakota, Minnesota & Eastern Railroad** — The Company holds investments in the stock of the Dakota, Minnesota & Eastern Railroad Corporation (DM&E), which is recorded on the Company’s consolidated balance sheet at its historical cost of \$9.0 million at December 31, 2006. This investment is comprised of Common stock, Series B Preferred Stock and Common stock warrants, Series C Preferred Stock and Common stock warrants, Series C1 Preferred Stock and Common stock warrants, and Series D Preferred Stock and Common stock warrants. The Company also has a receivable for accrued dividend income on these issuances of \$7.7 million at December 31, 2006.

The Company, based on its own estimate of future cash flows, is recording only a portion of the amount due on all preferred series given the delay in anticipated realization of the receivable and the priority of redemption of the various issuances. At December 31, 2006 and 2005, the unrecorded dividends were approximately \$7.0 million and \$5.2 million, respectively. The Company will only recognize this income upon redemption of the respective issuances, or payment of the dividends.

The Company considers the value of its investment in the DM&E to be a critical estimate because the market value of the DM&E stock is not readily determinable. The Company has based much of its assessment on information provided by the DM&E and is not able to independently verify such information, as the DM&E is a privately-held entity. Management believes, however, the fair value of this investment exceeds its carrying amount.

**Product Liability** — The Company maintains a current liability for the repair or replacement of defective products. For certain manufactured products, an accrual is made on a monthly basis as a percentage of cost of sales. For long-term construction products, a liability is established when the claim is known and quantifiable. The product liability accrual is periodically adjusted based on the identification or resolution of known individual product liability claims. The Company believes that this is a “critical accounting estimate” because the underlying assumptions used to calculate the liability can change from period to period. At December 31, 2006 and 2005, the product liability was \$1.6 million and \$0.5 million, respectively.

**Slow-Moving Inventory** — The Company maintains reserves for slow-moving inventory. These reserves, which are reviewed and adjusted routinely, take into account numerous factors such as quantities-on-hand versus turnover, product knowledge, and physical inventory observations. The Company believes this is a “critical accounting estimate” because the underlying assumptions used in calculating the reserve can change from period to

period and could have a material impact on the income statement. At December 31, 2006 and 2005, the reserve for slow-moving inventory was \$2.3 million and \$1.7 million, respectively.

**Revenue Recognition on Long-Term Contracts** — Revenues from long-term contracts are recognized using the percentage of completion method based upon the proportion of actual costs incurred to estimated total costs. For certain products, the percentage of completion is based upon the ratio of actual direct labor costs to estimated total direct labor costs.

As certain contracts extend over one or more years, revisions to estimates of costs and profits are reflected in the accounting period in which the facts that require the revisions become known. Historically, the Company's estimates of total costs and costs to complete have reasonably approximated actual costs incurred to complete contracts. At the time a loss on a contract becomes known, the entire amount of the estimated loss is recognized in the financial statements. The Company estimates the extent of progress towards completion, contract revenues and contract costs on its long-term contracts. The Company believes these estimates are "critical accounting estimates" because they require the use of judgments due to uncertainties inherent in the estimation process. As a result, actual revenues and profits could differ materially from estimates.

**Pension Plans** — The calculation of the Company's net periodic benefit cost (pension expense) and benefit obligation (pension liability) associated with its defined benefit pension plans (pension plans) requires the use of a number of assumptions that the Company deems to be "critical accounting estimates". Changes in these assumptions can result in a different pension expense and liability amounts, and future actual experience can differ significantly from the assumptions. The Company believes that the two most critical assumptions are the expected long-term rate of return on plan assets and the assumed discount rate.

The expected long-term rate of return reflects the average rate of earnings expected on funds invested or to be invested in the pension plans to provide for the benefits included in the pension liability. The Company establishes the expected long-term rate of return at the beginning of each fiscal year based upon information available to the Company at that time, including the plan's investment mix and the forecasted rates of return on these types of securities. Any differences between actual experience and assumed experience are deferred as an unrecognized actuarial gain or loss. The unrecognized actuarial gains or losses are amortized in accordance with SFAS No. 87, "Employers' Accounting for Pensions" (SFAS 87). The expected long-term rate of return determined by the Company for 2006 and 2005 was 7.75%. Pension expense increases as the expected long-term rate of return decreases.

The assumed discount rate reflects the current rate at which the pension benefits could effectively be settled. In estimating that rate, SFAS 87 requires that the Company looks to rates of return on high quality, fixed income investments. The Company's pension liability increases as the discount rate is reduced. Therefore, the decline in the assumed discount rate has the effect of increasing the Company's pension obligation and future pension expense. The assumed discount rate used by the Company was 5.75% for 2006 and 2005.

On December 31, 2006, the Company adopted the recognition and disclosure provisions of SFAS No. 158, "Employers' Accounting for Defined Benefit Pension Plans and Other Postretirement Plans — an amendment of FASB Statements No. 87, 88, 106 and 132(R)," (SFAS 158). SFAS 158 required the Company to recognize the funded status of its defined benefit plans in the consolidated balance sheet, with a corresponding adjustment to accumulated other comprehensive income, net of tax. The adjustment to accumulated comprehensive income at adoption represents the net unrecognized actuarial losses, unrecognized prior service costs, and unrecognized transition assets remaining from the initial adoption of SFAS 87.

**Deferred Tax Assets** — The recognition of deferred tax assets requires management to make judgments regarding the future realization of these assets. As prescribed by SFAS No. 109, "Accounting for Income Taxes" (SFAS 109), valuation allowances must be provided for those deferred tax assets for which it is more likely than not (a likelihood more than 50%) that some portion or all of the deferred tax assets will not be realized. SFAS 109 requires management to evaluate positive and negative evidence regarding the recoverability of deferred tax assets. Determination of whether the positive evidence outweighs the negative and quantification of the valuation allowance requires management to make estimates and judgments of future financial results. The Company believes that these estimates and judgments are "critical accounting estimates".

See Note 14, "Income Taxes". The Company's ability to realize these tax benefits may affect the Company's reported income tax expense (benefit) and net income (loss).

### **New Accounting Pronouncements**

In July 2006, the Financial Accounting Standards Board (FASB) issued FASB Interpretation No. 48, "Accounting for Uncertainty in Income Taxes — an interpretation of FASB Statement No. 109" (FIN 48). This Interpretation applies to all open tax positions accounted for in accordance with SFAS 109. This Interpretation is intended to result in increased relevance and comparability in financial reporting of income taxes and to provide more information about the uncertainty in income tax assets and liabilities. This Interpretation is effective for fiscal years beginning after December 15, 2006. The adoption of this Interpretation is not expected to have a significant effect on the Company's consolidated financial position or results of operations.

In September 2006, the FASB issued SFAS 158 an amendment of SFAS No. 87, "Employers' Accounting for Pensions," SFAS No. 88, "Employers' Accounting for Settlements and Curtailments of Defined Benefit Pension Plans and for Termination Benefits," SFAS No. 106, "Employers' Accounting for Postretirement Benefits Other Than Pensions" and SFAS No. 132(R), "Employers' Disclosures about Pensions and Other Postretirement Benefits — an amendment of FASB Statements No. 87, 88, and 106." SFAS 158 requires plan sponsors of defined benefit pension plans to recognize the funded status of their pension plans in the statement of financial position, measure the fair value of plan assets and benefit obligations as of the date of the fiscal year-end statement of financial position, and provide additional disclosures. On December 31, 2006, the Company adopted the recognition and disclosure provisions of SFAS 158. The effect of adopting SFAS 158 on the Company's financial condition at December 31, 2006 has been included in the accompanying consolidated financial statements. SFAS 158 did not have an effect on the Company's consolidated financial position at December 31, 2005 or 2004, respectively. SFAS 158's provisions regarding the change in measurement date of pension plans are not applicable as the Company already uses a measurement date of December 31 for its pension plans. See Note 16, "Retirement Plans," for further discussion of the effect of adopting SFAS 158 on the Company's consolidated financial statements.

In September 2006, the FASB issued SFAS No. 157, "Fair Value Measurements," (SFAS 157). SFAS 157 defines fair value, establishes a framework for measuring fair value in accounting principles generally accepted in the United States, and expands disclosures about fair value measurements. SFAS 157 does not require any new fair value measurements, rather it applies under existing accounting pronouncements that require or permit fair value measurements. SFAS 157 is effective for fiscal years beginning after November 15, 2007. The adoption of this standard is not expected to have a significant effect on the Company's financial position or results of operations.

## Results of Operations

	Three Months Ended December 31,		Twelve Months Ended December 31,		
	2006	2005	2006	2005	2004
Dollars in thousands					
Net Sales:					
Rail Products . . . . .	\$ 49,499	\$34,077	\$189,236	\$157,765	\$144,504
Construction Products . . . . .	56,749	38,018	180,797	147,401	109,822
Tubular Products . . . . .	4,204	4,635	19,755	20,824	16,883
Total Net Sales . . . . .	<u>\$110,452</u>	<u>\$76,730</u>	<u>\$389,788</u>	<u>\$325,990</u>	<u>\$271,209</u>
Gross Profit:					
Rail Products . . . . .	\$ 4,399	\$ 3,829	\$ 20,953	\$ 17,504	\$ 15,660
Construction Products . . . . .	9,659	4,602	28,925	17,384	13,113
Tubular Products . . . . .	835	745	3,920	4,264	3,416
Other . . . . .	(441)	(695)	(2,207)	(2,363)	(4,843)
Total Gross Profit . . . . .	<u>14,452</u>	<u>8,481</u>	<u>51,591</u>	<u>36,789</u>	<u>27,346</u>
Expenses:					
Selling and Administrative Expenses . . . . .	8,996	7,385	33,657	28,579	25,566
Interest Expense . . . . .	975	697	3,390	2,472	1,801
Other Income . . . . .	(59)	(81)	(1,245)	(1,286)	(1,471)
Total Expenses . . . . .	<u>9,912</u>	<u>8,001</u>	<u>35,802</u>	<u>29,765</u>	<u>25,896</u>
Income from Continuing Operations, Before					
Income Taxes . . . . .	4,540	480	15,789	7,024	1,450
Income Tax Expense . . . . .	<u>1,550</u>	<u>51</u>	<u>5,074</u>	<u>2,176</u>	<u>561</u>
Income From Continuing Operations . . . . .	2,990	429	10,715	4,848	889
Discontinued Operations:					
(Loss) Income From Discontinued Operations . . . . .	(43)	482	3,153	714	954
Income Tax (Benefit) Expense . . . . .	<u>(19)</u>	<u>51</u>	<u>338</u>	<u>128</u>	<u>363</u>
(Loss) Income From Discontinued Operations . . . . .	(24)	431	2,815	586	591
Net Income . . . . .	<u>\$ 2,966</u>	<u>\$ 860</u>	<u>\$ 13,530</u>	<u>\$ 5,434</u>	<u>\$ 1,480</u>
Gross Profit %:					
Rail Products . . . . .	8.9%	11.2%	11.1%	11.1%	10.8%
Construction Products . . . . .	17.0%	12.1%	16.0%	11.8%	11.9%
Tubular Products . . . . .	19.9%	16.1%	19.8%	20.5%	20.2%
Total Gross Profit % . . . . .	<u>13.1%</u>	<u>11.1%</u>	<u>13.2%</u>	<u>11.3%</u>	<u>10.1%</u>

### Fourth Quarter of 2006 vs. Fourth Quarter of 2005

Income from continuing operations was \$3.0 million (\$0.27 per diluted share) for the fourth quarter of 2006 on net sales of \$110.5 million. This compares favorably to income from continuing operations for the fourth quarter of 2005 of \$0.4 million (\$0.04 per diluted share) on net sales of \$76.7 million.

Net income for the fourth quarter of 2006 was \$3.0 million (\$0.27 per diluted share) and included a minimal loss from the discontinued operations of the Company's former Geotechnical division. During the same period in 2005, the Company had net income of \$0.9 million (\$0.08 per diluted share) which included income from discontinued operations of \$0.4 million (\$0.04 per diluted share).

Net sales for the fourth quarter of 2006 increased \$33.7 million, or 43.9%, over the same prior-year quarter. Rail products' net sales increased 45.3% due to sales increases in rail distribution, transit products and concrete railroad ties. Construction products' sales increased 49.3% in comparison to the fourth quarter of 2005. This increase was due primarily to an increase in piling sales, mainly sheet piling, and to a lesser extent an increase in concrete buildings. Sales of tubular products were 9.3% lower than the prior-year.

The 2006 fourth quarter gross margin percentage for the Company increased 2.0 percentage points to 13.1% from 11.1% in the 2005 fourth quarter, primarily due to increased billing margins and to a lesser extent to a \$0.5 million reduction in LIFO expense. Rail products' gross margin percentage decreased 2.3 percentage points to 8.9%. Permitting and operational issues at the Company's Tucson, AZ concrete railroad tie facility negatively impacted results as well as unfavorable plant costs at the Company's Spokane, WA concrete railroad tie facility. Increased warranty accruals also contributed to the lower gross margin percentage. Construction products' gross margin percentage improved 4.9 percentage points to 17.0% compared to the prior year quarter. The improvement in gross margin is due to significant improvement across all the divisions in the Company's Construction products segment. Tubular products' gross margin percentage improved 3.8 percentage points to 19.9% due primarily to product mix.

Selling and administrative expense increased 21.8%, or \$1.6 million, over the same prior year period, due primarily to employee related costs and benefits expenses including incentive compensation. Interest expense increased \$0.3 million, or 39.9%, from the prior year period due to increased interest rates and increased borrowings. The increase in borrowings was due primarily to an increase in working capital requirements as well as significant capital investments made in 2006. The income tax rate from continuing operations was 34.1% in the 2006 fourth quarter compared to 10.6% in the prior-year quarter. The low tax rate in the 2005 fourth quarter was a result of adjustments related to the reconciliation of certain tax accounts and releasing a portion of the valuation allowance provided for certain state deferred assets.

#### **The Year 2006 Compared to the Year 2005**

For the year ended December 31, 2006, income from continuing operations was \$10.7 million (\$0.99 per diluted share) on net sales of \$389.8 million. This compares favorably to income from continuing operations of \$4.8 million (\$0.46 per diluted share) for 2005 on net sales of \$326.0 million.

Including income from discontinued operations of \$2.8 million (\$0.26 per diluted share), which includes a gain on the sale of the Company's former Geotechnical division of approximately \$3.0 million, net income for the year ended December 31, 2006 was \$13.5 million (\$1.25 per diluted share). During the same period in 2005, the Company had net income of \$5.4 million (\$0.52 per diluted share) which included income from discontinued operations of \$0.6 million (\$0.06 per diluted share).

Net sales for the year ended December 31, 2006 increased \$63.8 million, or 19.6%, from the prior year. Rail segment sales increased 19.9%, or \$31.5 million from the prior year, primarily as a result of increased revenues from concrete railroad ties, rail distribution and transit products. Construction segment sales increased 22.7%, or \$33.4 million from the prior year due primarily to the previously mentioned steel sheet piling sales increase as well as increased sales from concrete buildings and fabricated products. The increase in steel sheet piling sales in 2006 is due to improved availability as well as increased sales and marketing efforts. Tubular segment sales decreased 5.1%, or \$1.1 million, over the prior year due to lower coated pipe volumes.

The Company's 2006 gross margin percentage increased 1.9 percentage points to 13.2% compared to 11.3% in 2005. This improvement was due primarily to increased billing margins and to a lesser extent a \$0.6 million reduction in LIFO expense. Rail products' gross margin percentage remained consistent at 11.1% with the prior year period. Construction products' gross margin percentage increased to 16.0%, an increase of 4.2 percentage points from the year earlier period as a result of improved performance across all product lines. Tubular products' gross margin percentage decreased 0.7 percentage points to 19.8% from 20.5% due to lower coated pipe margins.

Selling and administrative expenses increased \$5.1 million, or 17.8%, compared to the prior year due primarily to employee related costs including incentive compensation. Interest expense rose \$0.9 million, or 37.1% in 2006

due to increased borrowings and increased interest rates. The 2006 income tax provision from continuing operations for the Company was 32.1% compared to 31.0% for 2005. See Note 14, "Income Taxes".

**The Year 2005 Compared to the Year 2004**

For the year ended December 31, 2005, income from continuing operations was \$4.8 million (\$0.46 per diluted share) on net sales of \$326.0 million. This compares to income from continuing operations of \$0.9 million (\$0.09 per diluted share) for 2004 on net sales of \$271.2 million. The 2005 results included a \$1.5 million LIFO charge, as compared to a LIFO charge of \$3.5 million in the 2004 results.

Including income from discontinued operations of \$0.6 million (\$0.06 per diluted share), net income for the year ended December 31, 2005 was \$5.4 million (\$0.52 per diluted share). During the prior year period, the Company had net income of \$1.5 million (\$0.14 per diluted share) which included income from discontinued operations of \$0.6 million (\$0.06 per diluted share).

Net sales for the year ended December 31, 2005 increased \$54.8 million, or 20.2% from the prior year. Sales related to each of the Company's segments improved over 2004. Rail segment sales increased over 9%, or \$13.3 million from the prior year primarily as a result of increased revenues from rail distribution products. Construction segment sales increased over 34%, or \$37.6 million from the prior year due primarily to increases in sales of steel sheet piling. Tubular segment sales increased approximately 23%, or \$3.9 million, over the prior year, primarily due to an increase in coated pipe sales.

The Company's 2005 gross margin percentage increased 1.2 percentage points to 11.3% from 10.1% in 2004. The increase is primarily attributable to decreased LIFO expense of \$2.0 million and to a lesser extent a slight increase in billing margins. Rail products' gross margin percentage increased slightly to 11.1% due to higher billing margins for track panels and rail distribution. Construction products' gross margin percentage declined slightly to 11.8% from the year earlier period. Tubular products' gross margin improved slightly to 20.5% as a result of improved billing margins for coated pipe, and improved plant absorption due to the previously mentioned increase in coated pipe volume.

Selling and administrative expenses increased 11.8%, or \$3.0 million, compared to the prior year as a result of increases in employee compensation and benefit costs. Interest expense rose 37% in 2005 due to increased borrowings and increased interest rates. The 2005 income tax rate from continuing operations was 31.0% compared to 38.7% in the prior year period, primarily as a result of changes in the state tax valuation allowance. See Note 14, "Income Taxes", for more information.

**Liquidity and Capital Resources**

The following table sets forth L.B. Foster's capitalization:

	<u>December 31,</u>	
	<u>2006</u>	<u>2005</u>
	<u>In millions</u>	
<b>Debt:</b>		
Revolving Credit Facility . . . . .	\$ 39.2	\$ 20.8
Capital Leases and Interim Lease Financing . . . . .	15.7	13.4
Other (primarily revenue bonds) . . . . .	<u>3.2</u>	<u>2.7</u>
<b>Total Debt</b> . . . . .	<u>58.1</u>	<u>36.9</u>
<b>Equity</b> . . . . .	<u>98.0</u>	<u>80.0</u>
<b>Total Capitalization</b> . . . . .	<u>\$156.1</u>	<u>\$116.9</u>

Debt as a percentage of capitalization (debt plus equity) was 37% in 2006 compared to 32% in 2005, as a result of the increased activity levels related to our expansion efforts. Working capital was \$91.5 million in 2006 compared to \$57.0 million in 2005. Trade accounts receivable increased \$16.7 million, principally due to increased



sales volumes. Inventory increased \$32.8 million primarily due to increased rail inventory. Accounts payable increased \$16.4 million due to increased inventory on hand.

The Company's liquidity needs arise from seasonal working capital requirements, capital expenditures, acquisitions and debt service obligations. The following table summarizes the impact of these items during the past three years:

	December 31,		
	2006	2005	2004
	In millions		
<b>Liquidity needs:</b>			
Working capital and other assets and liabilities	\$(27.7)	\$(17.5)	\$ (7.1)
Capital expenditures, net of asset sales	(16.9)	(10.5)	(1.6)
Scheduled repayments of long-term debt	(2.1)	(0.7)	(0.6)
Cash interest	(3.4)	(2.2)	(1.6)
Net liquidity requirements	<u>(50.1)</u>	<u>(30.9)</u>	<u>(10.9)</u>
<b>Liquidity sources:</b>			
Internally generated cash flows before interest	16.1	12.3	7.2
Credit facility activity	18.3	6.7	(2.9)
Equity transactions	4.0	1.0	1.7
Discontinued operations	6.7	3.2	1.0
Other	4.7	9.0	—
Net liquidity sources	<u>49.8</u>	<u>32.2</u>	<u>7.0</u>
<b>Net Change in Cash</b>	<u>\$ (0.3)</u>	<u>\$ 1.3</u>	<u>\$ (3.9)</u>

Capital expenditures, net of asset sales in 2006 were \$16.9 million compared to \$10.5 million in 2005 and \$1.6 million in 2004. The increase in spending during 2006 was for the construction of new facilities in Tucson, AZ and Pueblo, CO. Spending in 2005 represents the beginning of the construction for the new concrete tie facility in Tucson, AZ, and the upgrade of another facility in Grand Island, NE while 2004 spending represents maintenance capital plus a small amount of facilities improvement spending. The amount of capital spending in 2007 is expected to be approximately \$10.0 million and funded by cash flow from operations and available external financing sources. The Company also expects to curb the increased amounts of cash invested in working capital. The Company routinely reviews its portfolio of businesses and contemplates potential acquisitions and dispositions from time to time.

The Company has a five-year revolving credit facility agreement which expires in May 2010 and provides for up to \$75.0 million in borrowings to support the Company's working capital and other liquidity requirements. Borrowings under the agreement are secured by substantially all the trade receivables and inventory owned by the Company, and are limited to 85% of eligible receivables and 60% of eligible inventory.

Borrowings under the credit facility bear interest at interest rates based upon either the base rate or LIBOR plus or minus applicable margins. The base rate is equal to the higher of (a) PNC Bank's base commercial lending rate or (b) the Federal Funds Rate plus .50%. The base rate spread ranges from a negative 1.00% to a positive 0.50%, and the LIBOR spread ranges from 1.50% to 2.50%. Effective in February 2007, under the third amendment to the credit facility, the base rate spread is fixed at minus 1.00% and the LIBOR spread is fixed at plus 1.25%. Under the agreement, the Company maintains dominion over its cash at all times, as long as excess availability stays over \$5.0 million and there is no uncured event of default.

Long-term revolving credit agreement borrowings at December 31, 2006 were \$39.2 million, a \$18.4 million increase from the end of the prior year. At December 31, 2006, remaining available borrowings under this facility were approximately \$32.6 million. Outstanding letters of credit at December 31, 2006 were approximately \$3.2 million. The letters of credit have expiration dates ranging from August 2007 to May 2010. Management believes its internal and external sources of funds are adequate to meet anticipated needs.

The agreement includes financial covenants requiring a minimum level for the fixed charge coverage ratio and a maximum level for consolidated capital expenditures; however, expenditures up to \$20.0 million for plant construction and refurbishment related to the Company's concrete tie supply agreement are excluded from these covenants. The agreement also includes a minimum net worth covenant and restricts investments, indebtedness, and the sale of certain assets. As of December 31, 2006 the Company was in compliance with all the agreement's covenants.

### Tabular Disclosure of Contractual Obligations

A summary of the Company's required payments under financial instruments and other commitments, excluding interest, are presented in the following table:

	Total	Less than 1 Year	1-3 Years	4-5 Years	More than 5 Years
	(In thousands)				
<b>Contractual Cash Obligations</b>					
Long-term borrowings . . . . .	\$ 42,444	\$ 193	\$ 376	\$41,875	\$ —
Short-term borrowings . . . . .	726	726	—	—	—
Capital leases . . . . .	14,934	2,912	6,102	4,554	1,366
Operating leases . . . . .	5,828	1,594	2,078	1,760	396
Purchase obligations not reflected in the financial statements . . . . .	51,551	51,551	—	—	—
Total contractual cash obligations . . . . .	<u>\$115,483</u>	<u>\$56,976</u>	<u>\$8,556</u>	<u>\$48,189</u>	<u>\$1,762</u>
<b>Other Financial Commitments</b>					
Standby letters of credit . . . . .	<u>\$ 3,243</u>	<u>\$ 603</u>	<u>\$2,335</u>	<u>\$ 305</u>	<u>\$ —</u>

### Off Balance Sheet Arrangements

The Company's off-balance sheet arrangements include the operating leases, purchase obligations and standby letters of credit disclosed in the "Liquidity and Capital Resources" section in the contractual obligations table. These arrangements provide the Company with increased flexibility relative to the utilization and investment of cash resources.

### Dakota, Minnesota & Eastern Railroad

The Company maintains a significant investment in the Dakota, Minnesota & Eastern Railroad Corporation (DM&E), a privately held, regional railroad, which controls over 2,500 miles of track in eight states.

At December 31, 2006, the Company's investment was comprised of \$0.2 million of DM&E common stock, \$1.5 million of Series B Preferred Stock and warrants, \$6.0 million of Series C Preferred Stock and warrants, \$0.8 million of Preferred Series C-1 Stock and warrants, and \$0.5 million of Series D Preferred Stock and warrants. In addition, the Company has a receivable, recorded within Investments on the Company's consolidated balance sheet, for accrued dividend income on Preferred Stock of approximately \$7.7 million. The Company owns, including the Company's warrants, approximately 13.4% of the DM&E's common stock, on a diluted basis.

In December 1998, in conjunction with the issuance of Series C Preferred Stock and warrants, the DM&E ceased paying dividends on the Series B shares. The terms of the Series B Preferred Stock state in the event that regular dividends are not paid timely, dividends accrue at an accelerated rate until those dividends are paid. In addition, penalty interest accrues and compounds annually until such dividends are paid. Subsequent issuances of Series C, C-1, and D Preferred Stock have all assumed distribution priority over the previous series, with series D not redeemable until 2008. As subsequent preferred series were issued, the Company, based on its own valuation estimate, stopped recording the full amount due on all preferred series given the delay in anticipated realization of the asset and the priority of redemption of the various issuances. The amount of dividend income not recorded was

approximately \$7.0 million at December 31, 2006. The Company will only recognize this income upon redemption of the respective issuances or payment of the dividends.

In June 1997, the DM&E announced its plan to build an extension from the DM&E's existing line into the low sulfur coal market of the Powder River Basin in Wyoming and to rebuild approximately 600 miles of its existing track (Project). The estimated cost of this project is expected to be in excess of \$2.0 billion. The STB approved the Project in January 2002. In October 2003, however, the 8<sup>th</sup> U.S. Circuit Court of Appeals remanded the matter to the STB and instructed the STB to address, in its environmental impact statement, the Project's effects on air quality, noise and vibration, and preservation of historic sites. On January 30, 2004, the 8<sup>th</sup> U.S. Circuit Court of Appeals denied petitions seeking a rehearing of the case. On April 15, 2005, the STB issued a draft SEIS on the Project. On February 13, 2006, after reviewing public comments on the SEIS, the STB made its final decision, approving the Project. In April 2006, several opponents to the Project appealed the STB's final decision to the 8<sup>th</sup> U.S. Circuit Court of Appeals. On December 29, 2006, the 8<sup>th</sup> U.S. Circuit Court of Appeals upheld the STB's decision to grant final approval for the Project.

In December 2003, the DM&E received a Railroad Rehabilitation and Improvement Financing (RRIF) Loan in the amount of \$233.0 million from the Federal Railroad Administration. Funding provided by the 25-year loan was used to refinance debt and upgrade infrastructure along parts of its existing route.

In November, 2005, the DM&E announced that it has applied to the Federal Railroad Administration (FRA) for a RRIF loan totaling approximately \$2.5 billion to build and/or rehabilitate approximately 1,300 miles of railroad in four states. The loan package is intended to fund four separate projects, including a 900-mile project which encompasses the Project. Various groups have indicated their opposition to the DM&E's application for this FRA loan.

On January 31, 2007, the FRA announced that it had determined that the Project had met the requirements of the federal environmental review process. The release of the FRA's final environmental review, known as a Record of Decision, marks the start of a 90-day clock within which the agency must approve or disapprove the DM&E loan application.

On February 26, 2007, the FRA announced that it had denied the DM&E's loan application for the Project due to the FRA's opinion that there was an unacceptable degree of risk concerning the DM&E's ability to repay the loan. As a result of the FRA's loan application rejection, the ultimate outcome of the Project is uncertain. We believe the DM&E will review various alternatives including financing the Project privately as well as other possible options.

If the Project proves to be viable, management believes that the value of the Company's investment in the DM&E will increase significantly. However, if the Project does not come to fruition, management believes that the value of the Company's investment is still significantly more than the \$16.7 million carried on the Company's balance sheet.

## **Outlook**

CXT Rail and ARP are dependent on the Union Pacific Railroad (UPRR) for a significant portion of their business. Subsequent to the January 2005 execution of a concrete tie supply agreement with UPRR, we installed new tie-manufacturing equipment at our Grand Island, NE facility and commenced production of concrete ties in September 2005. During the fourth quarter of 2006, the facility produced 50% more concrete railroad ties over the prior year period when we were running older equipment at maximum capacity. The UPRR has agreed to purchase ties from the Grand Island facility through December 2010. In addition to upgrading the Grand Island facility, we have completed a new concrete railroad tie manufacturing facility in Tucson, AZ. Despite construction delays attributable to permitting and other operational issues, the facility has completed commissioning and has begun tie production. The UPRR has agreed to purchase concrete ties from the Tucson facility through December 2012.

In November 2005, we purchased a 55,000 square foot facility in Pueblo, CO where we manufacture insulated rail joints, previously outsourced to an exclusive supplier, and will soon commence the assembly of rail lubricators. Although delays have been experienced at this facility, production capacity is currently where we had originally anticipated.

Our Fabricated Products group has been hampered with low volumes and margins in 2005 and 2004. While we experienced significant improvement in 2006, the backlog for this business remains weak.

Although backlog is not necessarily indicative of future operating results, total Company backlog at December 31, 2006 was approximately \$141.4 million. The following table provides the backlog by business segment:

	December 31,		
	2006	2005	2004
	In thousands		
<b>Backlog:</b>			
Rail Products . . . . .	\$ 64,113	\$ 56,567	\$29,079
Construction Products . . . . .	66,145	42,156	39,402
Tubular Products . . . . .	<u>11,092</u>	<u>1,514</u>	<u>3,249</u>
Total Backlog . . . . .	<u>\$141,350</u>	<u>\$100,237</u>	<u>\$71,730</u>

Construction segment backlog presented in the above table excludes backlog related to the Company's former Geotechnical division, which was classified as a discontinued operation in 2006, see "2006 Developments." There was no backlog related to this division at December 31, 2006. Backlog related to this division in 2005 and 2004 was \$29.2 million and \$28.3 million, respectively.

We continue to evaluate the performance of our various operations. A decision to sell, down-size or terminate an existing operation could have a material adverse effect on near-term earnings but would not be expected to have a material adverse effect on the financial condition of the Company.

### Forward-Looking Statements

Statements relating to the potential value of the DM&E or the Project, or management's belief as to such matters, are forward-looking statements and are subject to numerous contingencies and risk factors. The Company has based much of its assessment on information provided by the DM&E and has not independently verified such information. In addition to matters mentioned above, factors which can adversely affect the value of the DM&E and its ability to complete the Project include the following: labor disputes, the outcome of certain litigation, any inability to obtain necessary environmental and government approvals for the Project in a timely fashion, the DM&E's ability to continue to obtain interim funding to finance the Project, the expense of environmental mitigation measures required by the STB, an inability to obtain financing for the Project, competitors' response to the Project, market demand for coal or electricity and changes in environmental laws and regulations.

Failure to successfully implement an efficient manufacturing operation at either of the Company's new facilities in Tucson, AZ or Pueblo, CO in a cost effective manner would make it difficult for the Company to earn an appropriate return on its investments. The Company's businesses could be affected adversely by significant change in the price of steel, concrete, other raw materials or the availability of existing and new piling and rail products.

A substantial portion of the Company's operations is heavily dependent on governmental funding of infrastructure projects. Many of these projects have "Buy America" or "Buy American" provisions. Significant changes in the level of government funding of these projects could have a favorable or unfavorable impact on the operating results of the Company. Additionally, government actions concerning "Buy America" provisions, taxation, tariffs, the environment, or other matters could impact the operating results of the Company. The Company's operating results may also be affected negatively by adverse weather conditions.

The Company cautions readers that various factors could cause the actual results of the Company to differ materially from those indicated by forward-looking statements made from time to time in news releases, reports, proxy statements, registration statements and other written communications (including the preceding sections of this Management's Discussion and Analysis), as well as oral statements, such as references made to the future profitability, made from time to time by representatives of the Company. For a discussion of some of the specific risk factors, that may cause such differences, see Note 1 and Note 18 to the Consolidated Financial Statements, and the disclosures under Market Risks, and Form 10-K, Part I, Item 1A.

Except for historical information, matters discussed in such oral and written communications are forward-looking statements that involve risks and uncertainties, including but not limited to general business conditions, the availability of material from major suppliers, labor disputes, the impact of competition, the seasonality of the Company's business, the adequacy of internal and external sources of funds to meet financing needs, the Company's ability to curb its working capital requirements, taxes, inflation and governmental regulations. Sentences containing words such as "believes," "intends," "anticipates," "expects," or "will" generally should be considered forward-looking statements.

/s/ David J. Russo

---

David J. Russo  
*Senior Vice President,  
Chief Financial Officer, and Treasurer*

/s/ Linda K. Patterson

---

Linda K. Patterson  
*Controller*

## **ITEM 7A. QUANTITATIVE AND QUALITATIVE DISCLOSURES ABOUT MARKET RISK**

The Company does not purchase or hold any derivative financial instruments for trading purposes. The Company uses derivative financial instruments to manage interest rate exposure on variable-rate debt, primarily by using interest rate collars and variable interest rate swaps. The Company's primary source of variable-rate debt comes from its revolving credit agreement. In conjunction with the Company's debt refinancing in 2002, the Company discontinued cash flow hedge accounting treatment for its interest rate collars and has applied mark-to-market accounting prospectively.

During 2005, the Company had one LIBOR-based interest rate collar agreement remaining. This agreement became effective in March 2001 and expired in March 2006, had a notional value of \$15.0 million, a maximum annual interest rate of 5.60% and a minimum annual interest rate of 5.00%. On March 6, 2005, the counterparty to the agreement exercised its option to convert the collar to a one-year, fixed-rate instrument with interest payable at an annual rate of 5.49%.

With the debt refinancing in 2002, the collar agreements were not deemed to be an effective hedge of the new credit facility in accordance with the provisions of SFAS No. 133, "Accounting for Derivative Instruments and Hedging Activities" (SFAS 133). However, the Company retained these instruments as protection against interest rate risk associated with the new credit agreement and the Company recorded the mark-to-market adjustments on these instruments in its consolidated statements of operations. During the fourth quarter of 2005 the Company recognized \$0.1 million of income to adjust these instruments to fair value. The remaining interest rate collar expired in March 2006. For the year ended December 31, 2006 and 2005, the Company recognized \$29,000 and \$0.4 million, respectively, to adjust these instruments to fair value.

At contract inception, the Company designates its derivative instruments as hedges. The Company recognizes all derivative instruments on the balance sheet at fair value. Fluctuations in the fair values of derivative instruments designated as cash flow hedges are recorded in accumulated other comprehensive income, and reclassified into earnings as the underlying hedged items affect earnings. To the extent that a change in interest rate derivative does not perfectly offset the change in value of the interest rate being hedged, the ineffective portion is recognized in earnings immediately.

The Company is not subject to significant exposures to changes in foreign currency exchange rates. The Company will, however, manage its exposure to changes in foreign currency exchange rates on firm sale and purchase commitments by entering into foreign currency forward contracts. The Company's risk management objective is to reduce its exposure to the effects of changes in exchange rates on these transactions over the duration of the transactions. During 2004, the Company entered into commitments to sell Canadian funds based on the anticipated receipt of Canadian funds from the sale of certain rail through March 2006. During the fourth quarter of 2004, the Company determined that the receipt of Canadian funds would not coincide with the sale commitments and the Company recorded a \$0.2 million loss to record these commitments at market. The remaining Canadian sell commitment was executed on September 30, 2005 at a loss of \$0.1 million. During 2005, the Company recognized income of \$0.1 million to adjust these commitments to fair value.

During 2006, the Company entered into commitments to sell Canadian funds based on the anticipated receipt of Canadian funds from the sale of certain rail commencing in the second quarter of 2007 through the third quarter of 2008. The fair value of these instruments was an asset of \$0.1 million as of December 31, 2006, the current portion of which is recorded in "Other Current Assets" and the noncurrent portion is recorded in "Other Assets."

**ITEM 8. FINANCIAL STATEMENTS AND SUPPLEMENTARY DATA**

**REPORT OF INDEPENDENT REGISTERED PUBLIC ACCOUNTING FIRM**

**Board of Directors and Stockholders  
L. B. Foster Company**

We have audited the accompanying consolidated balance sheets of L. B. Foster Company and Subsidiaries as of December 31, 2006 and 2005, and the related consolidated statements of operations, stockholders' equity and cash flows for each of the three years in the period ended December 31, 2006. Our audits also included the financial statement schedule listed in the Index at Item 15(a). These financial statements and schedule are the responsibility of the Company's management. Our responsibility is to express an opinion on these financial statements and schedule based on our audits.

We conducted our audits in accordance with the standards of the Public Company Accounting Oversight Board (United States). Those standards require that we plan and perform the audit to obtain reasonable assurance about whether the financial statements are free of material misstatement. An audit includes examining, on a test basis, evidence supporting the amounts and disclosures in the financial statements. An audit also includes assessing the accounting principles used and significant estimates made by management, as well as evaluating the overall financial statement presentation. We believe that our audits provide a reasonable basis for our opinion.

In our opinion, the financial statements referred to above present fairly, in all material respects, the consolidated financial position of L. B. Foster Company and Subsidiaries at December 31, 2006 and 2005, and the consolidated results of their operations and their cash flows for each of the three years in the period ended December 31, 2006 in conformity with U.S. generally accepted accounting principles. Also, in our opinion, the related financial statement schedule, when considered in relation to the basic financial statements taken as a whole, presents fairly in all material respects the information set forth therein.

As discussed in Note 1 to the consolidated financial statements, the Company adopted the provisions of Statement of Financial Accounting Standards No. 123(R), *Share-Based Payment*, effective January 1, 2006, and Statement of Financial Accounting Standards No. 158, *Employers' Accounting for Defined Benefit Pension and Other Postretirement Plans — an amendment of FASB Statements No. 87, 88, 106 and 132(R)*, effective December 31, 2006.

We also have audited, in accordance with the standards of the Public Company Accounting Oversight Board (United States), the effectiveness of L. B. Foster Company's internal control over financial reporting as of December 31, 2006, based on criteria established in Internal Control — Integrated Framework issued by the Committee of Sponsoring Organizations of the Treadway Commission and our report dated March 12, 2007, expressed an unqualified opinion thereon.

/s/ Ernst & Young LLP

Ernst & Young LLP

Pittsburgh, Pennsylvania  
March 12, 2007

## REPORT OF INDEPENDENT REGISTERED PUBLIC ACCOUNTING FIRM

### The Board of Directors and Stockholders L. B. Foster Company

We have audited management's assessment, included in Management's Report on Internal Control Over Financial Reporting and appearing in the accompanying Item 9A Controls and Procedures, that L. B. Foster Company maintained effective internal control over financial reporting as of December 31, 2006, based on criteria established in Internal Control — Integrated Framework issued by the Committee of Sponsoring Organizations of the Treadway Commission (the COSO criteria). L. B. Foster Company's management is responsible for maintaining effective internal control over financial reporting and for its assessment of the effectiveness of internal control over financial reporting. Our responsibility is to express an opinion on management's assessment and an opinion on the effectiveness of the company's internal control over financial reporting based on our audit.

We conducted our audit in accordance with the standards of the Public Company Accounting Oversight Board (United States). Those standards require that we plan and perform the audit to obtain reasonable assurance about whether effective internal control over financial reporting was maintained in all material respects. Our audit included obtaining an understanding of internal control over financial reporting, evaluating management's assessment, testing and evaluating the design and operating effectiveness of internal control, and performing such other procedures as we considered necessary in the circumstances. We believe that our audit provides a reasonable basis for our opinion.

A company's internal control over financial reporting is a process designed to provide reasonable assurance regarding the reliability of financial reporting and the preparation of financial statements for external purposes in accordance with generally accepted accounting principles. A company's internal control over financial reporting includes those policies and procedures that (1) pertain to the maintenance of records that, in reasonable detail, accurately and fairly reflect the transactions and dispositions of the assets of the company; (2) provide reasonable assurance that transactions are recorded as necessary to permit preparation of financial statements in accordance with generally accepted accounting principles, and that receipts and expenditures of the company are being made only in accordance with authorizations of management and directors of the company; and (3) provide reasonable assurance regarding prevention or timely detection of unauthorized acquisition, use, or disposition of the company's assets that could have a material effect on the financial statements.

Because of its inherent limitations, internal control over financial reporting may not prevent or detect misstatements. Also, projections of any evaluation of effectiveness to future periods are subject to the risk that controls may become inadequate because of changes in conditions, or that the degree of compliance with the policies or procedures may deteriorate.

In our opinion, management's assessment that L. B. Foster Company maintained effective internal control over financial reporting as of December 31, 2006, is fairly stated, in all material respects, based on the COSO criteria. Also, in our opinion, L. B. Foster Company maintained, in all material respects, effective internal control over financial reporting as of December 31, 2006, based on the COSO criteria.

We also have audited, in accordance with the standards of the Public Company Accounting Oversight Board (United States), the consolidated balance sheets of L. B. Foster Company and Subsidiaries, as of December 31, 2006 and 2005, and the related consolidated statements of operations, stockholders' equity, and cash flows for each of the three years in the period ended December 31, 2006 and our report dated March 12, 2007 expressed an unqualified opinion thereon.

/s/ Ernst & Young LLP

Ernst & Young LLP

Pittsburgh, Pennsylvania  
March 12, 2007



**L. B. FOSTER COMPANY AND SUBSIDIARIES**

**CONSOLIDATED BALANCE SHEETS  
DECEMBER 31, 2006 AND 2005**

	2006	2005
	In thousands	
<b>ASSETS</b>		
<b>CURRENT ASSETS:</b>		
Cash and cash equivalents	\$ 1,309	\$ 1,596
Accounts receivable — net	61,550	45,441
Inventories — net	99,803	67,044
Current deferred tax assets	2,653	1,779
Other current assets	1,133	703
Prepaid income tax	836	582
Current assets of discontinued operations	—	3,867
Total Current Assets	167,284	121,012
<b>PROPERTY, PLANT AND EQUIPMENT — NET</b>	49,919	38,761
<b>OTHER ASSETS:</b>		
Goodwill	350	350
Other intangibles — net	62	144
Investments	16,676	15,687
Deferred tax assets	1,149	1,183
Other assets	393	177
Assets of discontinued operations	—	1,554
Total Other Assets	18,630	19,095
<b>TOTAL ASSETS</b>	\$235,833	\$178,868
<b>LIABILITIES AND STOCKHOLDERS' EQUITY</b>		
<b>CURRENT LIABILITIES:</b>		
Current maturities of long-term debt	\$ 3,105	\$ 1,759
Short-term borrowings	726	5,881
Accounts payable — trade	57,446	41,087
Accrued payroll and employee benefits	6,892	5,875
Current deferred tax liabilities	3,203	4,845
Other accrued liabilities	4,215	2,796
Current liabilities of discontinued operations	235	1,760
Total Current Liabilities	75,822	64,003
<b>LONG-TERM DEBT</b>	54,273	29,276
<b>DEFERRED TAX LIABILITIES</b>	1,853	1,615
<b>OTHER LONG-TERM LIABILITIES</b>	5,852	3,985
<b>COMMITMENTS AND CONTINGENT LIABILITIES (Note 17)</b>		
<b>STOCKHOLDERS' EQUITY:</b>		
Common stock, issued 10,538,495 shares in 2006 and 10,228,739 shares in 2005	105	102
Paid-in capital	39,696	35,598
Retained earnings	58,843	45,313
Treasury stock — at cost, Common stock, no shares in 2006 and 38,994 shares in 2005	—	(126)
Accumulated other comprehensive loss	(611)	(898)
Total Stockholders' Equity	98,033	79,989
<b>TOTAL LIABILITIES AND STOCKHOLDERS' EQUITY</b>	\$235,833	\$178,868

See Notes to Consolidated Financial Statements.

**L. B. FOSTER COMPANY AND SUBSIDIARIES**  
**CONSOLIDATED STATEMENTS OF OPERATIONS**  
**FOR THE THREE YEARS ENDED DECEMBER 31, 2006**

	<u>2006</u>	<u>2005</u>	<u>2004</u>
	<u>In thousands, except per share data</u>		
<b>NET SALES</b> .....	<u>\$389,788</u>	<u>\$325,990</u>	<u>\$271,209</u>
<b>COSTS AND EXPENSES:</b>			
Cost of goods sold .....	338,197	289,201	243,863
Selling and administrative expenses .....	33,657	28,579	25,566
Interest expense — net of capitalized interest of \$501 in 2006, \$152 in 2005 and \$- in 2004 .....	3,390	2,472	1,801
Other income .....	<u>(1,245)</u>	<u>(1,286)</u>	<u>(1,471)</u>
	<u>373,999</u>	<u>318,966</u>	<u>269,759</u>
<b>INCOME FROM CONTINUING OPERATIONS, BEFORE INCOME TAXES</b> .....	15,789	7,024	1,450
<b>INCOME TAX EXPENSE</b> .....	<u>5,074</u>	<u>2,176</u>	<u>561</u>
<b>INCOME FROM CONTINUING OPERATIONS</b> .....	10,715	4,848	889
<b>DISCONTINUED OPERATIONS:</b>			
<b>INCOME FROM DISCONTINUED OPERATIONS, BEFORE INCOME TAXES</b> .....	3,153	714	954
<b>INCOME TAX EXPENSE</b> .....	<u>338</u>	<u>128</u>	<u>363</u>
<b>INCOME FROM DISCONTINUED OPERATIONS</b> .....	<u>2,815</u>	<u>586</u>	<u>591</u>
<b>NET INCOME</b> .....	<u>\$ 13,530</u>	<u>\$ 5,434</u>	<u>\$ 1,480</u>
<b>BASIC EARNINGS PER COMMON SHARE:</b>			
<b>FROM CONTINUING OPERATIONS</b> .....	\$ 1.03	\$ 0.48	\$ 0.09
<b>FROM DISCONTINUED OPERATIONS</b> .....	<u>0.27</u>	<u>0.06</u>	<u>0.06</u>
<b>BASIC EARNINGS PER COMMON SHARE</b> .....	<u>\$ 1.30</u>	<u>\$ 0.54</u>	<u>\$ 0.15</u>
<b>DILUTED EARNINGS PER COMMON SHARE:</b>			
<b>FROM CONTINUING OPERATIONS</b> .....	\$ 0.99	\$ 0.46	\$ 0.09
<b>FROM DISCONTINUED OPERATIONS</b> .....	<u>0.26</u>	<u>0.06</u>	<u>0.06</u>
<b>DILUTED EARNINGS PER COMMON SHARE</b> .....	<u>\$ 1.25</u>	<u>\$ 0.52</u>	<u>\$ 0.14</u>

See Notes to Consolidated Financial Statements.

**L. B. FOSTER COMPANY AND SUBSIDIARIES**  
**CONSOLIDATED STATEMENTS OF CASH FLOWS**  
**FOR THE THREE YEARS ENDED DECEMBER 31, 2006**

	2006	2005	2004
	In thousands		
<b>CASH FLOWS FROM OPERATING ACTIVITIES:</b>			
Income from continuing operations	\$ 10,715	\$ 4,848	\$ 889
Adjustments to reconcile net income to net cash used by operating activities:			
Deferred income taxes	(2,245)	1,318	561
Stock option tax benefit	—	257	441
Excess tax benefit from share-based compensation	(2,088)	—	—
Depreciation and amortization	6,144	4,771	4,840
Gain on sale of property, plant and equipment	(45)	(182)	(267)
Stock-based compensation	202	—	—
Unrealized gain on derivative mark-to-market	(29)	(579)	(377)
Change in operating assets and liabilities:			
Accounts receivable	(16,109)	(9,153)	(5,315)
Inventories	(32,759)	(26,822)	(5,268)
Other current assets	(334)	83	91
Prepaid income taxes	1,834	211	(198)
Other noncurrent assets	(1,182)	(1,110)	(315)
Accounts payable — trade	16,359	14,344	4,181
Accrued payroll and employee benefits	1,017	2,567	399
Other current liabilities	1,055	2,044	685
Other liabilities	2,429	370	(1,403)
Net Cash Used by Continuing Operations	(15,036)	(7,033)	(1,056)
Net Cash Provided by Discontinued Operations	1,381	3,180	985
Net Cash Used by Operating Activities	(13,655)	(3,853)	(71)
<b>CASH FLOWS FROM INVESTING ACTIVITIES:</b>			
Proceeds from the sale of property, plant and equipment	133	4,541	981
Capital expenditures on property, plant and equipment	(17,010)	(15,061)	(2,586)
Net Cash Used by Continuing Investing Activities	(16,877)	(10,520)	(1,605)
Net Cash Provided by Discontinued Investing Activities	5,330	—	—
Net Cash Used by Investing Activities	(11,547)	(10,520)	(1,605)
<b>CASH FLOWS FROM FINANCING ACTIVITIES:</b>			
Proceeds (repayments) of revolving credit agreement borrowings	18,313	6,736	(2,888)
(Repayments) proceeds from other short-term borrowings	(5,395)	4,708	—
Proceeds from exercise of stock options and stock awards	1,937	738	1,322
Excess tax benefit from share-based compensation	2,088	—	—
Proceeds (repayments) of long-term debt	7,972	3,507	(612)
Net Cash Provided (Used) by Financing Activities	24,915	15,689	(2,178)
Net (Decrease) Increase in Cash and Cash Equivalents	(287)	1,316	(3,854)
Cash and Cash Equivalents at Beginning of Year	1,596	280	4,134
Cash and Cash Equivalents at End of Year	\$ 1,309	\$ 1,596	\$ 280
<b>SUPPLEMENTAL DISCLOSURES OF CASH FLOW INFORMATION:</b>			
Interest Paid	\$ 3,429	\$ 2,190	\$ 1,592
Income Taxes Paid	\$ 5,934	\$ 13	\$ 196

During 2006, 2005 and 2004 the Company financed certain capital expenditures totaling \$298,000, \$3,981,000 and \$15,000 respectively, through the execution of capital leases.

See Notes to Consolidated Financial Statements.

**L. B. FOSTER COMPANY AND SUBSIDIARIES**  
**CONSOLIDATED STATEMENTS OF STOCKHOLDERS' EQUITY**  
**FOR THE THREE YEARS ENDED DECEMBER 31, 2006**

	<u>Common Stock</u>	<u>Paid-in Capital</u>	<u>Retained Earnings</u>	<u>Treasury Stock</u>	<u>Accumulated Other Comprehensive (Loss) Income</u>	<u>Total</u>
	In thousands, except share and per share data					
<b>Balance, January 1, 2004</b> .....	<u>\$102</u>	<u>\$35,018</u>	<u>\$38,399</u>	<u>\$(2,304)</u>	<u>\$(671)</u>	<u>\$70,544</u>
Net income .....			1,480			1,480
Other comprehensive (loss) income net of tax:						
Minimum pension liability adjustment .....					(89)	(89)
Unrealized derivative gain on cash flow hedges .....					45	45
Comprehensive income .....						1,436
Issuance of 307,090 Common shares, net of forfeitures .....		113		1,650		1,763
<b>Balance, December 31, 2004</b> .....	<u>102</u>	<u>35,131</u>	<u>39,879</u>	<u>(654)</u>	<u>(715)</u>	<u>73,743</u>
Net income .....			5,434			5,434
Other comprehensive (loss) income net of tax:						
Minimum pension liability adjustment .....					(183)	(183)
Comprehensive income .....						5,251
Issuance of 144,725 Common shares, net of forfeitures .....		467		528		995
<b>Balance, December 31, 2005</b> .....	<u>102</u>	<u>35,598</u>	<u>45,313</u>	<u>(126)</u>	<u>(898)</u>	<u>79,989</u>
Net income .....			13,530			13,530
Other comprehensive (loss) income net of tax:						
Pension liability adjustment .....					192	192
Unrealized derivative gain on cash flow hedges .....					95	95
Comprehensive income .....						13,817
Issuance of 348,750 Common shares, net of forfeitures .....	3	4,098		126		4,227
<b>Balance, December 31, 2006</b> .....	<u>\$105</u>	<u>\$39,696</u>	<u>\$58,843</u>	<u>\$ —</u>	<u>\$(611)</u>	<u>\$98,033</u>

See Notes to Consolidated Financial Statements.

## **Note 1.**

### **Summary of Significant Accounting Policies**

#### **Basis of financial statement presentation**

The consolidated financial statements include the accounts of the Company and its wholly owned subsidiaries. All significant inter-company transactions have been eliminated. The term "Company" refers to L. B. Foster Company and its subsidiaries, as the context requires.

#### **Cash equivalents**

The Company considers securities with maturities of three months or less, when purchased, to be cash equivalents.

#### **Inventories**

Inventories are generally valued at the lower of the last-in, first-out (LIFO) cost or market. Approximately 29% in 2006 and 32% in 2005, of the Company's inventory is valued at average cost or market, whichever is lower. The reserve for slow-moving inventory is reviewed and adjusted regularly, based upon product knowledge, physical inventory observation, and the age of the inventory.

#### **Property, plant and equipment**

Maintenance, repairs and minor renewals are charged to operations as incurred. Major renewals and betterments which substantially extend the useful life of the property are capitalized at cost. Upon sale or other disposition of assets, the costs and related accumulated depreciation and amortization are removed from the accounts and the resulting gain or loss, if any, is reflected in income.

Depreciation and amortization are provided on a straight-line basis over the estimated useful lives of 30 to 40 years for buildings and 3 to 10 years for machinery and equipment. Leasehold improvements are amortized over 2 to 7 years which represent the lives of the respective leases or the lives of the improvements, whichever is shorter. The Company reviews long-lived assets for impairment whenever events or changes in circumstances indicate that the carrying amount of an asset may not be recoverable.

The Company capitalizes interest costs on long-term assets constructed for its own use. Interest is capitalized and amortized over the estimated useful lives of those assets. Capitalized interest was approximately \$501,000 and \$152,000 in 2006 and 2005, respectively. There was no capitalized interest in 2004.

#### **Allowance for doubtful accounts**

The allowance for doubtful accounts is recorded to reflect the ultimate realization of the Company's accounts receivable and includes assessment of the probability of collection and the credit-worthiness of certain customers. Reserves for uncollectible accounts are recorded as part of selling and administrative expenses on the Consolidated Statements of Operations. The Company records a monthly provision for accounts receivable that are considered to be uncollectible. In order to calculate the appropriate monthly provision, the Company reviews its accounts receivable aging and calculates an allowance through application of historic reserve factors to overdue receivables. This calculation is supplemented by specific account reviews performed by the Company's credit department. As necessary, the application of the Company's allowance rates to specific customers are reviewed and adjusted to more accurately reflect the credit risk inherent within that customer relationship.

#### **Goodwill and other intangible assets**

In accordance with Financial Accounting Standards (SFAS) No. 142, "Goodwill and Other Intangible Assets", goodwill is tested annually for impairment, or more often if there are indicators of impairment. The goodwill impairment test involves comparing the fair value of a reporting unit to its carrying value, including goodwill. If the carrying amount of the reporting unit exceeds its fair value, a second step is required to measure the goodwill impairment loss. This step compares the implied fair value of the reporting unit's goodwill to the carrying amount of

that goodwill. If the carrying amount of the goodwill exceeds the implied fair value of the goodwill, an impairment loss equal to the excess is recorded as a component of continuing operations. On an ongoing basis (absent any impairment indicators), the Company performs its annual impairment tests during the fourth quarter. The Company has performed its impairment testing in the fourth quarter of 2006, 2005 and 2004 and determined that goodwill was not impaired. The carrying amount of goodwill at December 31, 2006 and 2005 was \$350,000 and attributable to the Construction segment.

As required by SFAS 142, the Company reassessed the useful lives of its identifiable intangible assets and determined that no changes were required. As the Company has no indefinite lived intangible assets, all intangible assets are amortized over their useful lives ranging from 5 to 10 years, with a total weighted average amortization period of less than seven years. The components of the Company's intangible assets are as follows:

	December 31, 2006		December 31, 2005	
	Gross Carrying Amount	Accumulated Amortization	Gross Carrying Amount	Accumulated Amortization
	In thousands			
Non-compete agreements . . . . .	\$350	\$(350)	\$350	\$(281)
Patents . . . . .	<u>125</u>	<u>(63)</u>	<u>125</u>	<u>(50)</u>
Total . . . . .	<u>\$475</u>	<u>\$(413)</u>	<u>\$475</u>	<u>\$(331)</u>

Amortization expense for each year ended December 31, 2006, 2005 and 2004 was approximately \$83,000. Annualized amortization expense is expected to be \$13,000 through 2011.

**Environmental remediation and compliance**

Environmental remediation costs are accrued when the liability is probable and costs are estimable. Environmental compliance costs, which principally include the disposal of waste generated by routine operations, are expensed as incurred. Capitalized environmental costs are depreciated, when appropriate, over their useful life.

**Earnings per share**

Basic earnings per share is calculated by dividing net income by the weighted average of common shares outstanding during the year. Diluted earnings per share is calculated by using the weighted average of common shares outstanding adjusted to include the potentially dilutive effect of outstanding stock options utilizing the treasury stock method.

**Revenue recognition**

The Company's revenues are composed of product sales and products and services provided under long-term contracts. For product sales, the Company recognizes revenue upon transfer of title to the customer. Title generally passes to the customer upon shipment. Revenue is reported net of freight for sales from stock inventory and direct shipments. Freight recorded for the years ended December 31, 2006, 2005 and 2004 amounted to \$16,262,000, \$15,185,000 and \$11,565,000, respectively. Revenues for products and services provided under long-term contracts are generally recognized using the percentage-of-completion method based upon the proportion of actual costs incurred to estimated total costs. For certain products, the percentage of completion is based upon actual labor costs to estimated total labor costs.

As certain long-term contracts extend over one or more years, revisions to estimates of costs and profits are reflected in the accounting period in which the facts that require the revisions become known. At the time a loss on a contract becomes known, the entire amount of the estimated loss is recognized immediately in the financial statements. The Company has historically made reasonably accurate estimates of the extent of progress towards completion, contract revenues, and contract costs on its long-term contracts. However, due to uncertainties inherent in the estimation process, actual results could differ materially from those estimates.

Revenues from contract change orders and claims are recognized when the settlement is probable and the amount can be reasonably estimated. Contract costs include all direct material, labor, subcontract costs and those

indirect costs related to contract performance. Costs in excess of billings, and billings in excess of costs are classified as a current asset.

#### **Fair value of financial instruments**

The Company's financial instruments consist of accounts receivable, accounts payable, short-term and long-term debt, foreign currency forward contracts, and interest rate agreements.

The carrying amounts of the Company's financial instruments at December 31, 2006 and 2005 approximate fair value.

#### **Use of estimates**

The preparation of financial statements in conformity with accounting principles generally accepted in the United States requires management to make estimates and assumptions that affect the amounts reported in the financial statements and accompanying notes. Actual results could differ from those estimates.

#### **Stock-based compensation**

Effective January 1, 2006, the Company adopted the provisions of SFAS No. 123(R), "Share-Based Payment" and related interpretations (SFAS No. 123R) using the modified prospective method and accordingly has not restated prior period results. SFAS No. 123R establishes the accounting for equity instruments exchanged for employee services. Under SFAS No. 123R, share-based compensation cost is measured at the grant date based on the calculated fair value of the award. The expense is recognized over the employees' requisite service period, generally the vesting period of the award. SFAS No. 123R also requires the related excess tax benefit received upon exercise of stock options or vesting of restricted stock, if any, to be reflected in the statement of cash flows as a financing activity rather than an operating activity.

As a result of adopting SFAS No. 123R, the Company recorded stock compensation expense of \$202,000 for the year ended December 31, 2006. The related deferred tax benefit was \$65,000.

At December 31, 2006, there was \$237,000 of compensation expense related to nonvested awards which is expected to be recognized over a weighted-average period of 1.7 years. The impact of the adoption of SFAS No. 123R on both basic and diluted earnings per share for the year ended December 31, 2006 was \$0.01 per share.

Prior to the adoption of SFAS No. 123R, the Company accounted for stock options to employees using the intrinsic value method in accordance with Accounting Principles Board Opinion (APB) No. 25, "Accounting for Stock Issued to Employees", and related interpretations. We also provided the disclosures required under SFAS No. 123, "Accounting for Stock-Based Compensation" (SFAS No. 123), as amended by SFAS No. 148, "Accounting for Stock-Based Compensation — Transition and Disclosures". As a result, no expense was reflected in net income for the years ended December 31, 2005 and 2004 for stock options.

The table below reflects pro forma net income and earnings per share for the period shown had compensation for stock options been determined based on the fair value at the grant date, consistent with the methodology prescribed under SFAS No. 123.

	Year Ended December 31,	
	2005	2004
	<u>In thousands, except per share amounts</u>	
Net income, as reported . . . . .	\$5,434	\$1,480
Deduct: Total stock-based employee compensation expense determined under fair value method for all awards, net of related tax effects . . . . .	<u>199</u>	<u>224</u>
Pro forma net income . . . . .	<u>\$5,235</u>	<u>\$1,256</u>
Earnings per share		
Basic, as reported . . . . .	\$ 0.54	\$ 0.15
Basic, pro forma . . . . .	\$ 0.52	\$ 0.13
Diluted, as reported . . . . .	\$ 0.52	\$ 0.14
Diluted, pro forma . . . . .	\$ 0.49	\$ 0.12

**Derivative financial instruments and hedging activities**

The Company does not purchase or hold any derivative financial instruments for trading purposes. The Company uses derivative financial instruments to manage interest rate exposure on variable-rate debt, primarily by using interest rate collars and variable interest rate swaps. The Company’s primary source of variable-rate debt comes from its revolving credit agreement. In conjunction with the Company’s debt refinancing 2002, the Company discontinued cash flow hedge accounting treatment for its interest rate collars and has applied mark-to-market accounting prospectively.

During 2005, the Company had one LIBOR-based interest rate collar agreement remaining. This agreement became effective in March 2001 and expired in March 2006, had a notional value of \$15,000,000, a maximum annual interest rate of 5.60% and a minimum annual interest rate of 5.00%. On March 6, 2005, the counterparty to the agreement exercised its option to convert the collar to a one-year, fixed-rate instrument with interest payable at an annual rate of 5.49%.

With the debt refinancing in 2002, the collar agreements were not deemed to be an effective hedge of the new credit facility in accordance with the provisions of SFAS No. 133, “Accounting for Derivative Instruments and Hedging Activities” (SFAS 133). However, the Company retained these instruments as protection against interest rate risk associated with the new credit agreement and the Company records the mark-to-market adjustments on these instruments in its consolidated statements of operations. The remaining interest rate collar expired in March 2006. For the years ended December 31, 2006, 2005 and 2004, the Company recognized \$29,000, \$377,000, and \$579,000, respectively, to adjust these instruments to fair value.

At contract inception, the Company designates its derivative instruments as hedges. The Company recognizes all derivative instruments on the balance sheet at fair value. Fluctuations in the fair values of derivative instruments designated as cash flow hedges are recorded in accumulated other comprehensive income, and reclassified into earnings as the underlying hedged items affect earnings. To the extent that a change in interest rate derivative does not perfectly offset the change in value of the interest rate being hedged, the ineffective portion is recognized in earnings immediately.

The Company is not subject to significant exposures to changes in foreign currency exchange rates. The Company will, however, manage its exposure to changes in foreign currency exchange rates on firm sale and purchase commitments by entering into foreign currency forward contracts. The Company’s risk management objective is to reduce its exposure to the effects of changes in exchange rates on these transactions over the duration of the transactions. During 2004, the Company entered into commitments to sell Canadian funds based on the anticipated receipt of Canadian funds from the sale of certain rail through March 2006. During the fourth quarter of



2004, the Company determined that the receipt of Canadian funds would not coincide with the sale commitments and the Company recorded a \$202,000 loss to record these commitments at market. The remaining Canadian sell commitment was executed on September 30, 2005 at a loss of \$130,000. During 2005, the Company recognized income of \$72,000 to adjust these commitments to fair value.

During 2006, the Company entered into commitments to sell Canadian funds based on the anticipated receipt of Canadian funds from the sale of certain rail commencing in the second quarter of 2007 through the third quarter of 2008. The fair value of these instruments was an asset of \$146,000 as of December 31, 2006, the current portion of which is recorded in "Other Current Assets" and the noncurrent portion is recorded in "Other Assets."

### Reclassification

Certain items previously reported in specific financial statement captions have been reclassified to conform to the 2006 presentation. The reclassifications did not affect the net income or cash flows of the Company.

### Asset retirement obligations

In March 2005, the FASB issued FASB Interpretation No. 47, "Accounting for Conditional Asset Retirement Obligations (an interpretation of FASB Statement No. 143)." This interpretation provides clarification with respect to the timing of liability recognition for legal obligations associated with the retirement of tangible long-lived assets when the timing and/or method of settlement of the obligation is conditional on a future event. This interpretation requires that the fair value of a liability for a conditional asset retirement obligation (CARO) be recognized in the period in which it occurred if a reasonable estimate of fair value can be made. Once sufficient information is available, the Company estimates the fair value of the conditional asset retirement obligation and records an obligation using the expected present value technique within the interpretation.

During the fourth quarter of 2005, in connection with the completion of the refurbishment and the extension of the lease of the Grand Island, NE facility the Company recorded a liability for CARO of approximately \$212,000. During the fourth quarter of 2006, the Company recorded a liability of approximately \$449,000 for a CARO in connection with the completion of the Tucson, AZ concrete railroad tie facility.

A reconciliation of our liability for CARO's at December 31, 2006 and 2005, which is recorded in "Other Long-Term Liabilities," is as follows:

	<u>2006</u>	<u>2005</u>
	In thousands	
Asset retirement obligation at beginning of year . . . . .	\$212	\$ —
Liabilities incurred . . . . .	449	212
Accretion expense . . . . .	<u>15</u>	<u>—</u>
Asset retirement obligation at end of year . . . . .	<u>\$676</u>	<u>\$212</u>

### New accounting pronouncements

In July 2006, the Financial Accounting Standards Board (FASB) issued FASB Interpretation No. 48, "Accounting for Uncertainty in Income Taxes — an interpretation of FASB Statement No. 109" (FIN 48). This Interpretation applies to all open tax positions accounted for in accordance with SFAS 109. This Interpretation is intended to result in increased relevance and comparability in financial reporting of income taxes and to provide more information about the uncertainty in income tax assets and liabilities. This Interpretation is effective for fiscal years beginning after December 15, 2006. The adoption of this Interpretation is not expected to have a significant effect on the Company's consolidated financial position or results of operations.

In September 2006, the FASB issued SFAS 158 "Employers' Accounting for Defined Benefit Pension and Other Post Retirement Plans — an amendment of FASB Statements No. 87, 88, 106 and 132(R) (SFAS 158). SFAS 158 requires plan sponsors of defined benefit pension plans to recognize the funded status of their pension plans in the statement of financial position, measure the fair value of plan assets and benefit obligations as of the date of the fiscal year-end statement of financial position, and provide additional disclosures. On December 31,

2006, the Company adopted the recognition and disclosure provisions of SFAS 158. The effect of adopting SFAS 158 on the Company's financial condition at December 31, 2006 has been included in the accompanying consolidated financial statements. SFAS 158 did not have an effect on the Company's consolidated financial position at December 31, 2005 or 2004, respectively. SFAS 158's provisions regarding the change in measurement date of pension plans are not applicable as the Company already uses a measurement date of December 31 for its pension plan. See Note 16 for further discussion of the effect of adopting SFAS 158 on the Company's consolidated financial statements.

In September 2006, the FASB issued SFAS No. 157, "Fair Value Measurements," (SFAS 157). SFAS 157 defines fair value, establishes a framework for measuring fair value in accounting principles generally accepted in the United States, and expands disclosures about fair value measurements. SFAS 157 does not require any new fair value measurements, rather it applies under existing accounting pronouncements that require or permit fair value measurements. SFAS 157 is effective for fiscal years beginning after November 15, 2007. The adoption of this standard is not expected to have a significant effect on the Company's financial position or results of operations.

**Note 2.**

**Accounts Receivable**

Accounts Receivable at December 31, 2006 and 2005 are summarized as follows:

	<u>2006</u>	<u>2005</u>
	<u>In thousands</u>	
Trade .....	\$61,943	\$45,009
Allowance for doubtful accounts .....	(1,172)	(922)
Other .....	<u>779</u>	<u>1,354</u>
	<u>\$61,550</u>	<u>\$45,441</u>

Bad debt expense (income) was \$262,000, \$(69,000) and \$326,000 in 2006, 2005 and 2004, respectively.

The Company's customers are principally in the Rail, Construction and Tubular segments of the economy. As of December 31, 2006 and 2005, trade receivables, net of allowance for doubtful accounts, from customers in these markets were as follows:

	<u>2006</u>	<u>2005</u>
	<u>In thousands</u>	
Rail .....	\$21,292	\$14,909
Construction .....	35,516	27,134
Tubular .....	<u>2,143</u>	<u>2,226</u>
	<u>\$58,951</u>	<u>\$44,269</u>

Credit is extended on an evaluation of the customer's financial condition and generally collateral is not required.

**Note 3.**

**Inventories**

Inventories at December 31, 2006 and 2005 are summarized as follows:

	<u>2006</u>	<u>2005</u>
	<u>In thousands</u>	
Finished goods .....	\$ 84,578	\$55,734
Work-in-process .....	6,397	5,804
Raw materials .....	<u>18,297</u>	<u>13,396</u>
Total inventories at current costs .....	<u>109,272</u>	<u>74,934</u>
Less:		
Current cost over LIFO stated values .....	(7,142)	(6,227)
Inventory valuation reserve .....	<u>(2,327)</u>	<u>(1,663)</u>
	<u>\$ 99,803</u>	<u>\$67,044</u>

At December 31, 2006 and 2005, the LIFO carrying value of inventories for book purposes exceeded the LIFO value for tax purposes by approximately \$11,290,000 and \$9,257,000, respectively. During 2006, 2005 and 2004, liquidation of LIFO layers carried at costs that were lower than current purchases resulted in a decrease to cost of goods sold of \$4,000, \$26,000 and \$398,000, respectively.

**Note 4.**

**Property Held for Resale**

In August 2003, the Company reached an agreement to sell, modify, and install the Company's former Newport, KY pipe coating machinery and equipment and reclassified these assets as "held for resale". During the first quarter of 2004, the Company recognized a \$493,000 gain on net proceeds of \$939,000 from the sale of these assets.

**Note 5.**

**Discontinued Operations**

In February 2006, the Company sold substantially all of the assets of its Geotechnical division for \$4,000,000 plus the net asset value of the fixed assets, inventory, work in progress and prepaid items, resulting in a gain of approximately \$3,005,000. The operations of the division qualify as a "component of an entity" under Statement of Financial Accounting Standards No. 144 "Accounting for the Impairment or Disposal of Long-Lived Assets" and thus, the operations have been reclassified as discontinued and prior periods have been reclassified to conform with this presentation. Future expenses are expected to be immaterial.

Net sales and income from discontinued operations were as follows:

	<u>2006</u>	<u>2005</u>	<u>2004</u>
	<u>In thousands</u>		
Net sales .....	<u>\$3,669</u>	<u>\$27,494</u>	<u>\$26,656</u>
Income from discontinued operations (including a pretax gain on disposal of \$3,005,000) .....	\$3,153	\$ 714	\$ 954
Income tax expense .....	<u>338</u>	<u>128</u>	<u>363</u>
Income from discontinued operations .....	<u>\$2,815</u>	<u>\$ 586</u>	<u>\$ 591</u>

The following table details balance sheet information for discontinued operations:

	<u>2006</u>	<u>2005</u>
	In thousands	
<b>Current Assets</b>		
Accounts receivable-net . . . . .	\$ —	\$1,962
Inventories-net . . . . .	<u>—</u>	<u>1,905</u>
Total Current Assets . . . . .	<u>—</u>	<u>3,867</u>
<b>Other Assets</b>		
Property, plant and equipment-net . . . . .	—	1,423
Other assets . . . . .	<u>—</u>	<u>131</u>
Total Other Assets . . . . .	<u>—</u>	<u>1,554</u>
Total Assets . . . . .	<u>—</u>	<u>5,421</u>
<b>Current Liabilities</b>		
Accounts payable-trade . . . . .	85	1,760
Other accrued liabilities . . . . .	<u>150</u>	<u>—</u>
Total Current Liabilities . . . . .	<u>235</u>	<u>1,760</u>
Net (liabilities) assets of discontinued operations . . . . .	<u>\$(235)</u>	<u>\$3,661</u>

**Note 6.**

**Property, Plant and Equipment**

Property, plant and equipment at December 31, 2006 and 2005 consists of the following:

	<u>2006</u>	<u>2005</u>
	In thousands	
Land . . . . .	\$ 4,930	\$ 4,850
Improvements to land and leaseholds . . . . .	17,565	7,035
Buildings . . . . .	8,062	7,516
Machinery and equipment, including equipment under capitalized leases . . . . .	63,181	51,681
Construction in progress . . . . .	<u>1,339</u>	<u>7,682</u>
	<u>95,077</u>	<u>78,764</u>
Less accumulated depreciation and amortization, including accumulated amortization of capitalized leases . . . . .	<u>45,158</u>	<u>40,003</u>
	<u>\$49,919</u>	<u>\$38,761</u>

Depreciation expense, including amortization of assets under capital leases, for the years ended December 31, 2006, 2005 and 2004 amounted to \$6,062,000, \$4,688,000 and \$4,757,000, respectively.

**Note 7.**

**Other Assets and Investments**

The Company holds investments in the stock of the Dakota, Minnesota & Eastern Railroad Corporation (DM&E), which is recorded at its historical cost at December 31, 2006 and 2005 of \$8,993,000. This investment is comprised of \$193,000 of DM&E Common stock, \$1,500,000 of DM&E Series B Preferred Stock and Common stock warrants, \$6,000,000 in DM&E Series C Preferred Stock and Common stock warrants, \$800,000 in DM&E Series C1 Preferred Stock and Common stock warrants, and \$500,000 in DM&E Series D Preferred Stock and Common stock warrants. The Company accrued dividend income on these issuances of approximately \$990,000 in

2006, 2005 and 2004, respectively. The Company had a receivable for accrued dividend income, recorded within Investments on the Company's consolidated balance sheet, on these issuances of \$7,683,000 and \$6,694,000 in 2006, and 2005, respectively. The Company owns approximately 13.4% of the DM&E. During 2006, 2005 and 2004, the Company sold rail and piling products to the DM&E in the amount of \$17,243,000, \$9,488,000, and \$12,188,000, respectively.

In December 1998, in conjunction with the issuance of Series C Preferred Stock and warrants, the DM&E ceased paying dividends on the Series B shares. The terms of the Series B Preferred Stock state in the event that regular dividends are not paid timely, dividends accrue at an accelerated rate until those dividends are paid. In addition, penalty interest accrues and compounds annually until such dividends are paid. Subsequent issuances of Series C, C-1, and D Preferred Stock have all assumed distribution priority over the previous series, with series D not redeemable until 2008. As subsequent preferred series were issued, the Company, based on its own estimate of future cash flows, stopped recording a portion of the amount due on all preferred series given the delay in anticipated realization of the receivable and the priority of redemption of the various issuances. At December 31, 2006 and 2005, the unrecorded dividends were approximately \$6,974,000 and \$5,223,000, respectively. The Company will only recognize this income upon redemption of the respective issuances or payment of the dividends.

Although the market value of the investments in DM&E stock are not readily determinable, management believes the fair value of this investment exceeds its carrying amount.

#### **Note 8.**

##### **Borrowings**

On May 5, 2005, the Company entered into an amended and restated credit agreement with a syndicate of three banks led by PNC Bank, N.A. The agreement provided for a revolving credit facility of up to \$60,000,000 in borrowings to support the Company's working capital and other liquidity requirements. In September 2005, the agreement was amended to increase the maximum credit line to \$75,000,000. The revolving credit facility, which matures in May 2010, is secured by substantially all of the trade receivables and inventory owned by the Company. Availability under the agreement is limited by the amount of eligible accounts receivable and inventory, applied against certain advance rates. Borrowings under the credit facility bear interest at either the base rate or the LIBOR rate plus or minus an applicable spread based on the fixed charge coverage ratio. The base rate is equal to the higher of (a) PNC Bank's base commercial lending rate or (b) the Federal Funds Rate plus .50%. The base rate spread ranges from negative 1.00% to a positive .50%, and the LIBOR spread ranges from 1.50% to 2.50%. At December 31, 2006 and 2005, \$10,161,000 and \$848,000, respectively, in base-rate loans were outstanding. Under the amended credit agreement, the Company maintains dominion over its cash at all times, as long as excess availability stays over \$5,000,000 and there is no uncured event of default. In February 2007, the Company entered into the third amendment to the agreement. Under this amendment, borrowings placed in LIBOR contracts will be priced at prevailing LIBOR rates, plus 1.25%. Borrowings placed in other tranches will be priced at the prevailing prime rate, minus 1.00%. The amendment permits the Company to use various additional debt instruments to finance capital expenditures, outside of borrowings under the agreement, limited to an additional \$10,000,000. The amendment also increased the Company's permitted annual capital expenditures to \$12,000,000.

The agreement includes financial covenants requiring a minimum level for the fixed charge coverage ratio and a maximum level for the consolidated capital expenditures; however, expenditures up to \$20,000,000 for plant construction and refurbishment related to the Company's concrete tie supply agreement are excluded from these covenants. The agreement also includes a minimum net worth covenant and restricts investments, indebtedness, and the sale of certain assets. As of December 31, 2006 the Company was in compliance with all the agreement's covenants.

At December 31, 2006, 2005 and 2004, the weighted average interest rate on borrowings under the agreement was 7.47%, 5.58% and 3.95%, respectively. At December 31, 2006 the Company had borrowed \$39,161,000 under the agreement, which was classified as long-term (See Note 9). Under the agreement, the Company had approximately \$32,597,000 in unused borrowing commitment at December 31, 2006.

The Company has an interim financing arrangement with one bank to provide funding for the expansion of the Concrete Tie division. At December 31, 2006, approximately \$726,000 of this funding is classified as short-term borrowings. At December 31, 2005, approximately \$5,881,000 of this funding with two banks was classified as short-term borrowings.

**Note 9.**

**Long-Term Debt and Related Matters**

Long-term debt at December 31, 2006 and 2005 consists of the following:

	<u>2006</u>	<u>2005</u>
	In thousands	
Revolving credit agreement with weighted average interest rate of 7.47% at December 31, 2006 and 5.58% at December 31, 2005, expiring May 5, 2010 . . . . .	\$39,161	\$20,848
Lease obligations payable in installments through 2012 with a weighted average interest rate of 7.12% at December 31, 2006 and 6.47% at December 31, 2005 . . . . .	14,934	7,495
Massachusetts Industrial Revenue Bond with an interest rate of 3.53% at December 31, 2006 and 2.55% at December 31, 2005, payable March 1, 2013 . . . . .	2,045	2,045
Citizens Asset Finance Mortgage payable in installments from 2006 through 2011, with a balloon payment due in 2011, with a fixed interest rate of 7.01% . . . . .	680	—
Pennsylvania Economic Development Financing Authority Tax Exempt Pooled Bond payable in installments from 2006 through 2021 with an average interest rate of 3.54% at December 31, 2006 and 2.56% at December 31, 2005 . . . . .	358	375
Pennsylvania Department of Community and Economic Development Machinery and Equipment Loan Fund Payable in installments through 2009 with a fixed interest rate of 3.75% . . . . .	<u>200</u>	<u>272</u>
	57,378	31,035
Less current maturities . . . . .	<u>3,105</u>	<u>1,759</u>
	<u>\$54,273</u>	<u>\$29,276</u>

The \$39,161,000 LIBOR rate revolving credit borrowings included in long-term debt were obtained under the revolving loan agreement discussed in Note 8 and are subject to the same terms and conditions.

The Massachusetts Industrial Revenue Bond is secured by a \$2,085,000 standby letter of credit.

The Pennsylvania Economic Development Financing Authority Tax-Exempt Pooled Bond is secured by a \$384,000 standby letter of credit.

The Company used interest rate collars to manage interest rate exposure on variable rate debt. The Company had a LIBOR-based interest rate collar agreement, which became effective in March 2001 and would have expired in March 2006, with a notional value of \$15,000,000, a maximum annual interest rate of 5.60% and a minimum annual interest rate of 5.00%. The counterparty to the collar agreement exercised the option, on March 6, 2005, to convert the \$15,000,000 collar to a one-year, fixed-rate instrument with interest payable at an annual rate of 5.49%. The Company also had a LIBOR-based interest rate collar agreement, which became effective in April 2001 and would have expired in April 2006, with a notional value of \$10,000,000, a maximum annual interest rate of 5.14%, and a minimum annual interest rate of 4.97%. The counterparty to the collar agreement had the option, on April 18, 2004, to convert the \$10,000,000 collar to a two-year fixed-rate instrument with interest payable at an annual rate of 5.48%. In April 2004, prior to the counterparty option, the Company terminated this interest rate collar agreement by purchasing it for its fair value of \$707,000. Other income for 2006, 2005 and 2004 includes \$29,000, \$377,000 and \$579,000, respectively related to the mark-to-market accounting for these derivative instruments. The

Company's current credit agreement, as discussed in Note 8, discontinued the hedging relationship of the Company's interest rate collars with the underlying debt instrument. Although these derivatives were not deemed to be an effective hedge of the credit facility, in accordance with the provisions of SFAS 133, the Company retained these instruments as protection against interest rate risk associated with the credit agreement through their expiration in April 2004 and March 2006.

The maturities of long-term debt for each of the succeeding five years subsequent to December 31, 2006 are as follows:

<u>Year in thousands</u>	
2007 .....	\$ 3,105
2008 .....	3,314
2009 .....	3,164
2010 .....	42,460
2011 and thereafter .....	<u>5,335</u>
Total .....	<u>\$57,378</u>

**Note 10.**

**Stockholders' Equity**

At December 31, 2006 and 2005, the Company had authorized shares of 20,000,000 in Common stock and 5,000,000 in Preferred stock. No Preferred stock has been issued. The Common stock has a par value of \$.01 per share. No par value has been assigned to the Preferred stock.

No cash dividends on Common stock were paid in 2006, 2005 or 2004.

**Note 11.**

**Accumulated Other Comprehensive Loss**

The components of accumulated other comprehensive loss, net of tax, for the years ended December 31, 2006 and 2005, are as follows:

	<u>2006</u>	<u>2005</u>
	<u>In thousands</u>	
Pension liability adjustment .....	\$(706)	\$(898)
Unrealized derivative gains on cash flow hedges .....	<u>95</u>	<u>—</u>
	<u>\$(611)</u>	<u>\$(898)</u>

**Note 12.**

**Stock-Based Compensation**

**Stock Options/Awards**

The Company has three equity compensation plans: The 1985 Long-Term Incentive Plan (1985 Plan), the 1998 Long-Term Incentive Plan for Officers and Directors (1998 Plan) and the 2006 Omnibus Incentive Plan (2006 Plan). The 1985 Plan expired on January 1, 2005. Although no further awards can be made under the 1985 Plan, prior awards are not affected by the termination of the Plan.

The 1998 Plan, amended and restated in May 2001, provides for the award of options to key employees and directors to purchase up to 900,000 shares of Common stock at no less than 100% of fair market value on the date of the grant. The 1998 Plan provides for the granting of "nonqualified options" and "incentive stock options" with a duration of not more than ten years from the date of grant. The Plan also provides that, unless otherwise set forth in the option agreement, options are exercisable in installments of up to 25% annually beginning one year from date of

grant. An outside director was automatically awarded fully vested, nonqualified stock options to acquire 5,000 shares of the Company's Common stock on each date the outside director was elected at an annual shareholders' meeting to serve as a director. The 1998 Plan was amended in May 2006 to remove the automatic awarding of options to an outside director.

The 2006 Plan, approved In May 2006, provides for the distribution of 500,000 shares of Common stock through the granting of stock options or stock awards to key employees and directors at no less than 100% of fair market value on the date of the grant. The 2006 Plan provides for the granting of "nonqualified options" with a duration of not more than ten years from the date of grant. The 2006 Plan also provides that, unless otherwise set forth in the option agreement, options are exercisable in installments of up to 25% annually beginning one year from the date of grant. No options have been granted under the 2006 Plan.

At December 31, 2006, 2005 and 2004, Common stock options outstanding under the Plans had option prices ranging from \$2.75 to \$14.77, with a weighted average price of \$5.20, \$5.01, and \$4.67 per share, respectively.

The weighted average remaining contractual life of the stock options outstanding for the three years ended December 31, 2006 are: 2006-4.5 years; 2005-5.3 years; and 2004-5.9 years.

Options exercised during 2006, 2005 and 2004 totaled 331,250, 134,725, and 297,090 shares, respectively. The weighted average exercise price per share of the options in 2006, 2005 and 2004 was \$4.60, \$4.81 and \$4.18, respectively.

The fair value of the Company's option grants was estimated at the dates of grant using a Black-Scholes option-pricing model with the assumptions indicated in the table below for the years ended December 31, 2005 and 2004. The risk-free rate for the periods within the contractual life of the option is based on the U.S. Treasury yield curve in effect at the time of grant. The dividend yield is based on the historical dividend yield of the Company's stock. Expected volatilities are based on historical volatility of the Company stock. The expected term of the options granted represents the period of time that options granted are expected to be outstanding based on historical option exercise experience.

	<u>Year Ended December 31,</u>	
	<u>2005</u>	<u>2004</u>
Risk-free interest rate . . . . .	4.18%	4.25%
Dividend yield . . . . .	0.00%	0.00%
Volatility factor . . . . .	0.26	0.28
Expected term . . . . .	10 years	10 years

There were no stock options granted during 2006. The Company granted 55,000 and 78,800 stock options during 2005 and 2004, respectively. The weighted average grant date fair value of these grants was \$5.43 and \$3.91, respectively. The total intrinsic value of options exercised during the years ended December 31, 2006, 2005, and 2004 was \$6,546,000, \$860,000, and \$1,145,000, respectively.



Certain information for the three years ended December 31, 2006 relative to employee stock options is summarized as follows:

	<u>2006</u>	<u>2005</u>	<u>2004</u>
Number of shares under Incentive Plan:			
Outstanding at beginning of year . . . . .	1,042,450	1,134,675	1,360,715
Granted . . . . .	—	55,000	78,800
Canceled . . . . .	(2,250)	(12,500)	(7,750)
Exercised . . . . .	<u>(331,250)</u>	<u>(134,725)</u>	<u>(297,090)</u>
Outstanding at end of year . . . . .	<u>708,950</u>	<u>1,042,450</u>	<u>1,134,675</u>
Exercisable at end of year . . . . .	<u>643,300</u>	<u>907,975</u>	<u>897,625</u>
Number of shares available for future grant:			
Beginning of year . . . . .	<u>42,125</u>	<u>85,125</u>	<u>156,175</u>
End of year . . . . .	<u>526,875</u>	<u>42,125</u>	<u>85,125</u>

The total intrinsic value of options outstanding at December 31, 2006 and 2005 was \$14,684,000 and \$10,281,000, respectively. The total intrinsic value of options exercisable at December 31, 2006 and 2005 was \$13,639,000 and \$9,381,000, respectively.

The fair value of non-vested options at December 31, 2006 and 2005 was \$531,000 and \$309,000, respectively, with weighted average, grant date fair values of \$3.95 and \$4.70, respectively.

Certain information for the year ended December 31, 2006 relative to employee stock options at respective exercise price ranges is summarized as follows:

Range of Exercise Prices	Options Outstanding			Options Exercisable	
	Number of Shares	Weighted Average Remaining Life	Weighted Exercise Price	Shares Exercisable	Weighted Exercise Price
\$ 2.75 - \$ 3.94 . . . . .	179,000	3.6	\$ 3.38	179,000	\$3.38
\$ 4.10 - \$ 5.75 . . . . .	404,900	3.8	4.76	398,650	4.76
\$ 6.00 - \$ 8.97 . . . . .	81,750	7.1	7.95	62,750	7.93
\$ 9.29 - \$14.77 . . . . .	<u>43,300</u>	8.4	11.67	<u>2,900</u>	9.30
	<u>708,950</u>	4.5	\$ 5.20	<u>643,300</u>	\$4.71

Shares issued as a result of stock option exercise generally will be from authorized but previously unissued common stock.

### Restricted Stock Awards

The 2006 Plan provides for the award of up to 500,000 shares of Common stock through the granting of stock options or stock awards to key employees and directors. The awards will be fully vested at the end of the two year period commencing from the date of the grant, unless otherwise determined by the underlying restricted stock agreement. The fair value of each award is equal to the fair market value of the Company's common stock on the date of grant.

A non-employee director is automatically awarded 3,500 fully vested shares of the Company's Common stock on each date the outside director is elected at an annual shareholders' meeting to serve as a director.

Subsequent to the shareholders' approval of the 2006 Plan in May 2006, the outside directors were granted a total of 17,500 fully vested restricted stock awards. The weighted average fair value of these restricted stock grants was \$23.68 per share.

Compensation expense recorded by the Company related to restricted stock awards was approximately \$414,000 for the year ended December 31, 2006.

A summary of the restricted stock activity as of December 31, 2006 is presented below.

	Restricted Shares	Weighted Average Fair Value	Weighted Average Remaining Contractual Term	Aggregate Fair Value
Outstanding at January 1, 2006 .....	—	\$ —	—	\$ —
Granted .....	17,500	23.68	—	414,400
Vested .....	(17,500)	23.68	—	(414,400)
Canceled .....	—	—	—	—
Outstanding at December 31, 2006 .....	<u>—</u>	<u>\$ —</u>	—	<u>\$ —</u>

Stock issued as a result of restricted stock awards generally will be authorized but previously unissued common stock.

### Note 13.

#### Earnings Per Common Share

The following table sets forth the computation of basic and diluted earnings per common share:

	Year Ended December 31,		
	2006	2005	2004
	In thousands, except per share amounts		
Numerator for basic and diluted earnings per common share — net income available to common stockholders:			
Income from continuing operations .....	\$10,715	\$ 4,848	\$ 889
Income from discontinued operations .....	2,815	586	591
Net income .....	<u>\$13,530</u>	<u>\$ 5,434</u>	<u>\$ 1,480</u>
Denominator:			
Weighted average shares .....	10,403	10,122	9,952
Denominator for basic earnings per common share .....	10,403	10,122	9,952
Effect of dilutive securities:			
Employee stock options .....	406	370	316
Dilutive potential common shares .....	406	370	316
Denominator for diluted earnings per common share — adjusted weighted average shares and assumed conversions .....	<u>10,809</u>	<u>10,492</u>	<u>10,268</u>
Basic earnings per share:			
Continuing operations .....	\$ 1.03	\$ 0.48	\$ 0.09
Discontinued operations .....	0.27	0.06	0.06
Basic earnings per common share .....	<u>\$ 1.30</u>	<u>\$ 0.54</u>	<u>\$ 0.15</u>
Diluted earnings per share:			
Continuing operations .....	\$ 0.99	\$ 0.46	\$ 0.09
Discontinued operations .....	0.26	0.06	0.06
Diluted earnings per common share .....	<u>\$ 1.25</u>	<u>\$ 0.52</u>	<u>\$ 0.14</u>

Weighted average shares issuable upon the exercise of stock options which were antidilutive and were not included in the calculation were 22,000, 2,000 and 1,000 in 2006, 2005 and 2004, respectively.

**Note 14.**

**Income Taxes**

At December 31, 2006 and 2005, the tax benefit of net operating loss carryforwards available for state income tax purposes was approximately \$1,455,000 and \$1,737,000, respectively. The net operating loss carryforwards will expire as follows:

<u>Expires Year</u>	<u>Amount</u> <u>In thousands</u>
2007-2015 .....	\$ 201
2016 .....	13
2017 .....	23
2018 .....	38
2019 .....	52
2020 .....	37
2021 .....	204
2022 .....	244
2023 .....	261
2024 .....	<u>382</u>
	<u>\$1,455</u>

Due to the timing of expiration and the ability of the Company to generate significant taxable income in all jurisdictions, the Company maintains a valuation allowance on these net operating loss carryforwards in the amount of \$830,000 and \$1,266,000, respectively.

In 2006, the Company generated approximately \$823,000 of capital gain on the sale of its Geotechnical division. This gain was offset by a capital loss carryforward generated in 2003. Due to the uncertainty of the Company's ability to generate additional capital gains prior to expiration in 2008, the Company maintains a full valuation allowance on the remaining balance of this capital loss carryforward in the amount of \$107,000.

The Company also maintains a valuation allowance in the amount of \$53,000 to fully reserve the deferred tax asset related to state tax incentives that may not be realized prior to their expiration.

Significant components of the Company's deferred tax liabilities and assets as of December 31, 2006 and 2005 are as follows:

	<u>2006</u>	<u>2005</u>
	In thousands	
Deferred tax liabilities:		
Depreciation . . . . .	\$ 1,853	\$ 1,615
Derivative instruments . . . . .	50	—
Inventories . . . . .	<u>3,153</u>	<u>4,844</u>
Total deferred tax liabilities . . . . .	<u>5,056</u>	<u>6,459</u>
Deferred tax assets:		
Accounts receivable . . . . .	833	731
Charitable contribution carryforwards . . . . .	—	127
Net operating loss carryforwards . . . . .	1,455	1,737
Pension liability . . . . .	335	380
Loss on investment . . . . .	107	930
Goodwill . . . . .	433	543
Deferred compensation . . . . .	969	513
State tax incentives . . . . .	53	53
Other-net . . . . .	<u>607</u>	<u>223</u>
Total deferred tax assets . . . . .	4,792	5,237
Valuation allowance for deferred tax assets . . . . .	<u>990</u>	<u>2,276</u>
Deferred tax assets . . . . .	<u>3,802</u>	<u>2,961</u>
Net deferred tax liability . . . . .	<u>\$(1,254)</u>	<u>\$(3,498)</u>

Significant components of the provision for income taxes for continuing operations are as follows:

	<u>2006</u>	<u>2005</u>	<u>2004</u>
	In thousands		
Current:			
Federal . . . . .	\$ 6,971	\$ 786	\$ —
State . . . . .	<u>348</u>	<u>72</u>	<u>—</u>
Total current . . . . .	<u>7,319</u>	<u>858</u>	<u>—</u>
Deferred:			
Federal . . . . .	(1,803)	1,523	280
State . . . . .	<u>(442)</u>	<u>(205)</u>	<u>281</u>
Total deferred . . . . .	<u>(2,245)</u>	<u>1,318</u>	<u>561</u>
Total income tax expense . . . . .	<u>\$ 5,074</u>	<u>\$2,176</u>	<u>\$561</u>

The reconciliation of income tax for continuing operations computed at statutory rates to income tax expense (benefit) is as follows:

	<u>2006</u>	<u>2005</u>	<u>2004</u>
Statutory rate . . . . .	34.0%	34.0%	34.0%
State income tax . . . . .	1.6	3.7	(1.0)
Nondeductible expenses . . . . .	(1.5)	(1.8)	(8.0)
Valuation allowance . . . . .	(2.4)	(5.0)	13.0
Other . . . . .	<u>0.4</u>	<u>0.1</u>	<u>0.7</u>
	<u>32.1%</u>	<u>31.0%</u>	<u>38.7%</u>

**Note 15.**

**Rental and Lease Information**

The Company has capital and operating leases for certain plant facilities, office facilities, and equipment. Rental expense for the years ended December 31, 2006, 2005, and 2004 amounted to \$3,497,000, \$3,502,000 and \$3,806,000, respectively. Generally, land and building leases include escalation clauses.

On December 28, 2005, the Company entered into a \$1,281,000 sale-leaseback transaction whereby the Company sold and leased back certain assets of the Grand Island, NE facility. The resulting lease is being accounted for as an operating lease. There was a gain of \$23,000 recorded on the sale. The lease base term is six years, with an early buy-out option after five years and a purchase option at the end of the base term. The interest rate for this transaction is 5.88%.

The following is a schedule, by year, of the future minimum payments under capital and operating leases, together with the present value of the net minimum payments as of December 31, 2006:

	<u>Capital Leases</u>	<u>Operating Leases</u>
	In thousands	
Year ending December 31,		
2007 . . . . .	\$ 3,880	\$1,701
2008 . . . . .	3,872	1,251
2009 . . . . .	3,528	1,042
2010 . . . . .	3,485	989
2011 and thereafter . . . . .	<u>2,969</u>	<u>1,479</u>
Total minimum lease payments . . . . .	17,734	<u>\$6,462</u>
Less amount representing interest . . . . .	<u>2,800</u>	
Total present value of minimum payments . . . . .	14,934	
Less current portion of such obligations . . . . .	<u>2,912</u>	
Long-term obligations with interest rates ranging from 5.58% to 13.62% . . . . .	<u>\$12,022</u>	

Assets recorded under capital leases are as follows:

	<u>2006</u>	<u>2005</u>
	<u>In thousands</u>	
Machinery and equipment at cost .....	\$1,114	\$1,114
Buildings .....	399	399
Land .....	<u>219</u>	<u>219</u>
	1,732	1,732
Less accumulated amortization .....	<u>734</u>	<u>554</u>
Net capital lease assets .....	<u>\$ 998</u>	<u>\$1,178</u>

**Note 16.**

**Retirement Plans**

As of December 31, 2006 there were five qualified retirement plans covering all hourly and salaried employees, specifically two defined benefit plans and three defined contribution plans. Employees are eligible to participate under these specific plans based on their employment classification of salary or hourly status. The Company's funding to the defined benefit and defined contribution plans is governed by the Employee Retirement Income Security Act of 1974 (ERISA), applicable plan policy and investment guidelines. The Company policy is to contribute no less than the minimum funding required by ERISA.

**Defined Benefit Plans**

On December 31, 2006, the Company adopted the recognition and disclosure provisions of SFAS No. 158. SFAS No. 158 required the Company to recognize the funded status of its defined benefit plans in the consolidated balance sheet, with a corresponding adjustment to accumulated other comprehensive income, net of tax. The adjustment to accumulated comprehensive income at adoption represents the net unrecognized actuarial losses, unrecognized prior service costs, and unrecognized transition assets remaining from the initial adoption of SFAS No. 87. The effect of adopting SFAS No. 158 on the Company's consolidated balance sheet is presented in the following table.

	<u>At December 31, 2006</u>		
	<u>Prior to Adopting SFAS No. 158</u>	<u>Effect of Adopting SFAS No. 158</u>	<u>As Reported</u>
	<u>In thousands</u>		
Intangible asset (pension) .....	\$ 19	\$(19)	\$ —
Pension liabilities .....	618	—	618
Deferred tax assets .....	1,143	6	1,149
Accumulated other comprehensive loss .....	598	13	611

The following tables present a reconciliation of the changes in the benefit obligation, the fair market value of the assets and the funded status of the plans:

	<u>2006</u>	<u>2005</u>
	<u>In thousands</u>	
Changes in benefit obligation:		
Benefit obligation at beginning of year .....	\$3,844	\$3,573
Service cost .....	57	58
Interest cost .....	217	210
Actuarial losses .....	(75)	139
Benefits paid .....	<u>(135)</u>	<u>(136)</u>
Benefit obligation at end of year .....	<u>\$3,908</u>	<u>\$3,844</u>
Change to plan assets:		
Fair value of assets at beginning of year .....	\$2,930	\$2,602
Actual gain on plan assets .....	356	173
Employer contribution .....	140	291
Benefits paid .....	<u>(136)</u>	<u>(136)</u>
Fair value of assets at end of year .....	<u>\$3,290</u>	<u>\$2,930</u>
Funded status at end of year .....	<u>\$ (618)</u>	<u>\$ (914)</u>
Amounts recognized in the statement of financial position consist of:		
Noncurrent liabilities .....	<u>\$ (618)</u>	<u>\$ (914)</u>
Amounts recognized in accumulated other comprehensive loss before taxes consist of:		
Net loss .....	\$1,021	\$1,294
Net transition asset .....	(6)	(16)
Prior service cost .....	<u>19</u>	<u>—</u>
	<u>\$1,034</u>	<u>\$1,278</u>

The transition asset, prior service cost, and actuarial loss included in accumulated other comprehensive loss and expected to be recognized in net periodic pension cost during 2007 are \$6,000, \$7,000 and \$50,000; respectively, before taxes.

Net periodic pension costs for the three years ended December 31, 2006 are as follows:

	<u>2006</u>	<u>2005</u>	<u>2004</u>
	<u>In thousands</u>		
Components of net periodic benefit cost:			
Service cost .....	\$ 57	\$ 58	\$ 56
Interest cost .....	217	210	203
Expected return on plan assets .....	(227)	(206)	(178)
Amortization of prior service cost .....	8	9	9
Amortization of net transition asset .....	(9)	(9)	(9)
Recognized net actuarial gain .....	<u>70</u>	<u>63</u>	<u>62</u>
Net periodic benefit cost .....	<u>\$ 116</u>	<u>\$ 125</u>	<u>\$ 143</u>

Assumptions used to measure the projected benefit obligation and develop net periodic pension costs for the three years ended December 31, 2006 were:

	<u>2006</u>	<u>2005</u>	<u>2004</u>
Assumed discount rate . . . . .	5.75%	5.75%	6.00%
Expected rate of return on plan assets . . . . .	7.75%	7.75%	7.75%

The expected long-term rate of return is based on numerous factors including the target asset allocation for plan assets, historical rate of return, long-term inflation assumptions, and current and projected market conditions.

Amounts applicable to the Company's pension plans with accumulated benefit obligations in excess of plan assets are as follows:

	<u>2006</u>	<u>2005</u>	<u>2004</u>
	<u>In thousands</u>		
Projected benefit obligation . . . . .	\$3,908	\$3,844	\$3,573
Accumulated benefit obligation . . . . .	3,908	3,844	3,573
Fair value of plan assets . . . . .	3,290	2,930	2,602

The hourly plan assets consist primarily of various fixed income and equity investments. The Company's primary investment objective is to provide long-term growth of capital while accepting a moderate level of risk. The investments are limited to cash and equivalents, bonds, preferred stocks and common stocks. The investment target ranges and actual allocation of pension plan assets by major category at December 31, 2006, and 2005, are as follows:

Asset Category	<u>Target</u>	<u>2006</u>	<u>2005</u>
Cash and cash equivalents . . . . .	0-10%	17%	8%
Fixed income funds . . . . .	30-50%	24	32
Equities . . . . .	50-70%	<u>59</u>	<u>60</u>
Total . . . . .		<u>100%</u>	<u>100%</u>

The Company expects to contribute \$208,000 to its defined benefit plans in 2007.

The following benefit payments are expected to be paid:

	<u>Pension Benefits</u>
	<u>In thousands</u>
2007 . . . . .	\$134
2008 . . . . .	138
2009 . . . . .	144
2010 . . . . .	148
2011 . . . . .	155
Years 2012-2016 . . . . .	984

### Defined Contribution Plans

The Company's defined contribution plan for salaried employees contains a matched savings provision that permits both pretax and after-tax employee contributions. Participants can contribute up to 41% of their annual compensation and receive a matching employer contribution up to 3% of their annual compensation.

The plan also requires an additional matching employer contribution, based on the ratio of the Company's pretax income to equity, up to 3% of the employee's annual compensation. Additionally, the Company contributes 1% of all salaried employees' annual compensation to the plan without regard for employee contribution. The



Company may also make discretionary contributions to the plan. The expense associated with this plan was \$1,592,000 in 2006, \$1,042,000 in 2005, and \$684,000 in 2004.

The Company also has two defined contribution plans for hourly employees with contributions made by both the participants and the Company based on various formulas. The expense associated with these plans was \$58,000 in 2006, \$60,000 in 2005, and \$62,000 in 2004.

**Note 17.**

**Commitments and Contingent Liabilities**

The Company is subject to laws and regulations relating to the protection of the environment, and the Company's efforts to comply with environmental regulations may have an adverse effect on its future earnings. In the opinion of management, compliance with the present environmental protection laws will not have a material adverse effect on the financial condition, results of operations, cash flows, competitive position, or capital expenditures of the Company.

The Company is subject to legal proceedings and claims that arise in the ordinary course of its business. In the opinion of management, the amount of ultimate liability with respect to these actions will not materially affect the financial condition or liquidity of the Company. The resolution, in any reporting period, of one or more of these matters, could have, however; a material effect on the Company's results of operations for that period.

In 2000, the Company's subsidiary sold concrete railroad crossing panels to a general contractor on a Texas transit project. Due to a variety of factors, including deficiencies in the owner's project specifications, certain panels have deteriorated and the owner has replaced all of the panels provided by the subsidiary. The general contractor and the owner are currently engaged in dispute resolution procedures, which we believe will be resolved in 2007. The administrative judge did, however, find that the general contractor was liable to the owners for alleged defects, among other matters, in the panels and that the new estimated damages connected with the panels ranged from \$2,100,000 to \$2,500,000. A final administrative hearing is scheduled for April 2007 to assess damages. The general contractor has notified the Company that, depending on the outcome of these proceedings, it may file a suit against the Company's subsidiary. Although no assurances can be given, the Company believes that it has meritorious defenses to such claims and will vigorously defend against such a suit.

In the second quarter of 2004, a gas company filed a complaint against the Company in Allegheny County, PA, alleging that in 1989 the Company had applied epoxy coating on 25,000 feet of pipe and that, as a result of inadequate surface preparation of the pipe, the coating had blistered and deteriorated. The Company does not believe that the gas company's alleged problems are the Company's responsibility. Although no assurances can be given, the Company believes that it has meritorious defenses to such claims and will vigorously defend against such a suit.

At December 31, 2006 the Company had outstanding letters of credit of approximately \$3,243,000.

**Note 18.**

**Risks and Uncertainties (Unaudited)**

The Company's future operating results may be affected by a number of factors. Deteriorating market conditions could have a material adverse impact on any of the Company's operating segments. The Company is dependent upon a number of major suppliers. If a supplier had operational problems or ceased making material available to the Company, operations could be adversely affected.

The Company's CXT Rail operation and Allegheny Rail Products division are dependent on a Class I railroad for a significant portion of their business. The CXT Rail operation was awarded a long-term contract, from this Class I railroad, for the supply of prestressed concrete railroad ties. CXT expanded and modernized its Grand Island, NE plant in 2005, and completed construction of a new facility in Tucson, AZ during 2006 to accommodate the contract's requirements. The Class I railroad has agreed to purchase minimum annual quantities from the Grand Island, NE facility through December 2010, and the Tucson, AZ facility through December 2012.

Steel is a key component in the products that we sell. A sudden fall in steel prices could have a negative impact on our results.

The Company uses significant amounts of cement and aggregate in our concrete railroad tie and our concrete building businesses. Cement and aggregate prices have been increasing over recent years. This has not yet had a significant impact on the Company, but it could present problems for our facility in Tucson, AZ.

A substantial portion of the Company's operations is heavily dependent on governmental funding of infrastructure projects. Significant changes in the level of government funding of these projects could have a favorable or unfavorable impact on the operating results of the Company. Certain of our businesses, especially our Fabricated Products group, have been hampered with low volumes and margins in 2005 and 2004. While we experienced significant improvement in 2006, the backlog for this business remains weak.

Governmental actions concerning taxation, tariffs, the environment or other matters could impact the operating results of the Company. The Company's operating results may also be affected by adverse weather conditions.

**Note 19.**

**Business Segments**

L.B. Foster Company is organized and evaluated by product group, which is the basis for identifying reportable segments.

The Company is engaged in the manufacture, fabrication and distribution of rail, construction and tubular products.

The Company's Rail segment provides a full line of new and used rail, trackwork and accessories to railroads, mines and industry. The Rail segment also designs and produces concrete railroad ties, insulated rail joints, power rail, track fasteners, coverboards and special accessories for mass transit and other rail systems.

The Company's Construction segment sells and rents steel sheet piling, H-bearing pile, and other piling products for foundation and earth retention requirements. In addition, the Company's Fabricated Products division sells bridge decking, bridge railing, structural steel fabrications, expansion joints and other products for highway construction and repair. The Buildings division produces precast concrete buildings. In February 2006, the Company sold substantially all of the assets of its former Geotechnical division, and the operations were classified as discontinued. See Note 5, Discontinued Operations.

The Company's Tubular segment supplies pipe coatings for natural gas pipelines and utilities. Additionally, this segment produces threaded pipe products for industrial water well and irrigation markets. This segment also sells micropiles for construction foundation repair and slope stabilization.

The Company markets its products directly in all major industrial areas of the United States, primarily through a national sales force.

The following table illustrates net sales, profits, assets, depreciation/amortization and expenditures for long-lived assets of the Company by segment. Segment profit is the earnings before income taxes and includes internal cost of capital charges for assets used in the segment at a rate of, generally 1% per month. The accounting policies of the reportable segments are the same as those described in the summary of significant accounting policies except that the Company accounts for inventory on a First-In, First-Out (FIFO) basis at the segment level compared to a Last-In, First-Out (LIFO) basis at the consolidated level.

	2006				
	Net Sales	Segment Profit	Segment Assets	Depreciation/ Amortization	Expenditures for Long-Lived Assets
	In thousands				
Rail Products . . . . .	\$189,236	\$ 6,147	\$114,766	\$3,869	\$14,342
Construction Products . . . . .	180,797	12,172	86,007	1,503	1,375
Tubular Products . . . . .	19,755	1,870	9,605	440	639
Total . . . . .	<u>\$389,788</u>	<u>\$20,189</u>	<u>\$210,378</u>	<u>\$5,812</u>	<u>\$16,356</u>

	2005				
	<u>Net Sales</u>	<u>Segment Profit</u>	<u>Segment Assets</u>	<u>Depreciation/Amortization</u>	<u>Expenditures for Long-Lived Assets</u>
	In thousands				
Rail Products . . . . .	\$157,765	\$4,495	\$ 66,400	\$2,538	\$14,181
Construction Products . . . . .	147,401	2,965	74,873	1,480	1,026
Tubular Products . . . . .	20,824	2,413	9,824	409	671
Total . . . . .	<u>\$325,990</u>	<u>\$9,873</u>	<u>\$151,097</u>	<u>\$4,427</u>	<u>\$15,878</u>

	2004				
	<u>Net Sales</u>	<u>Segment Profit</u>	<u>Segment Assets</u>	<u>Depreciation/Amortization</u>	<u>Expenditures for Long-Lived Assets</u>
	In thousands				
Rail Products . . . . .	\$144,504	\$3,413	\$ 47,992	\$2,671	\$ 409
Construction Products . . . . .	109,822	856	47,631	1,394	774
Tubular Products . . . . .	16,883	1,705	6,614	365	60
Total . . . . .	<u>\$271,209</u>	<u>\$5,974</u>	<u>\$102,237</u>	<u>\$4,430</u>	<u>\$1,243</u>

During 2006 and 2005, no single customer accounted for more than 10% of the Company's consolidated net sales. In 2004, one customer accounted for 10.4% of consolidated net sales. Sales to this customer were recorded in the Rail and Construction segments. Sales between segments are immaterial.

Reconciliations of reportable segment net sales, profits, assets, depreciation/amortization, and expenditures for long-lived assets to the Company's consolidated totals are illustrated as follows:

	<u>2006</u>	<u>2005</u>	<u>2004</u>
	In thousands		
Net Sales from Continuing Operations:			
Total for reportable segments . . . . .	\$389,788	\$325,990	\$271,209
Other net sales . . . . .	<u>—</u>	<u>—</u>	<u>—</u>
Total . . . . .	<u>\$389,788</u>	<u>\$325,990</u>	<u>\$271,209</u>
Income from Continuing Operations:			
Total for reportable segments . . . . .	\$ 20,189	\$ 9,873	\$ 5,974
Adjustment of inventory to LIFO . . . . .	(915)	(1,525)	(3,468)
Unallocated other income . . . . .	1,245	1,286	1,471
Other unallocated amounts . . . . .	<u>(4,730)</u>	<u>(2,610)</u>	<u>(2,527)</u>
Income from continuing operations before income taxes . . . . .	<u>\$ 15,789</u>	<u>\$ 7,024</u>	<u>\$ 1,450</u>
Assets:			
Total for reportable segments . . . . .	\$210,378	\$151,097	\$102,237
Unallocated corporate assets . . . . .	27,055	21,206	22,218
LIFO and corporate inventory reserves . . . . .	(7,342)	(6,427)	(5,302)
Unallocated property, plant and equipment . . . . .	5,742	7,571	7,694
Net assets of discontinued operations . . . . .	<u>—</u>	<u>5,421</u>	<u>7,248</u>
Total assets . . . . .	<u>\$235,833</u>	<u>\$178,868</u>	<u>\$134,095</u>
Depreciation/Amortization:			
Total reportable for segments . . . . .	\$ 5,812	\$ 4,427	\$ 4,430
Other . . . . .	<u>332</u>	<u>344</u>	<u>410</u>
Total . . . . .	<u>\$ 6,144</u>	<u>\$ 4,771</u>	<u>\$ 4,840</u>
Expenditures for Long-Lived Assets:			
Total for reportable segments . . . . .	\$ 16,356	\$ 15,878	\$ 1,243
Expenditures financed under capital leases . . . . .	(58)	(1,200)	(15)
Other expenditures . . . . .	<u>712</u>	<u>383</u>	<u>1,358</u>
Total . . . . .	<u>\$ 17,010</u>	<u>\$ 15,061</u>	<u>\$ 2,586</u>

Approximately 95% of the Company's total net sales during 2006 were to customers in the United States, and a majority of the remaining sales were to customers located in other North American countries.

At December 31, 2006, all of the Company's long-lived assets were located in the United States.

Note 20.

Quarterly Financial Information (Unaudited)

Quarterly financial information for the years ended December 31, 2006 and 2005 is presented below:

	2006				
	First Quarter(1)	Second Quarter	Third Quarter	Fourth Quarter	Total
	In thousands except per share amounts				
Net sales . . . . .	\$84,155	\$99,313	\$95,868	\$110,452	\$389,788
Gross profit . . . . .	\$ 9,804	\$13,445	\$13,890	\$ 14,452	\$ 51,591
Income from continuing operations . . . . .	\$ 1,206	\$ 3,079	\$ 3,440	\$ 2,990	\$ 10,715
Income (loss) from discontinued operations . . . . .	\$ 2,678	\$ (97)	\$ 258	\$ (24)	\$ 2,815
Net income . . . . .	\$ 3,884	\$ 2,982	\$ 3,698	\$ 2,966	\$ 13,530
Basic earnings (loss) per common share:					
From continuing operations . . . . .	\$ 0.12	\$ 0.30	\$ 0.33	\$ 0.28	\$ 1.03
From discontinued operations . . . . .	\$ 0.26	\$ (0.01)	\$ 0.02	\$ —	\$ 0.27
Basic earnings per common share . . . . .	\$ 0.38	\$ 0.29	\$ 0.35	\$ 0.28	\$ 1.30
Diluted earnings (loss) per common share:					
From continuing operations . . . . .	\$ 0.11	\$ 0.29	\$ 0.32	\$ 0.27	\$ 0.99
From discontinued operations . . . . .	\$ 0.25	\$ (0.01)	\$ 0.02	\$ —	\$ 0.26
Diluted earnings per common share . . . . .	\$ 0.36	\$ 0.28	\$ 0.34	\$ 0.27	\$ 1.25

(1) Includes a \$3,005,000 gain from the sale of the Company's former Geotechnical division which was classified as a discontinued operation.

	2005				
	First Quarter	Second Quarter	Third Quarter	Fourth Quarter	Total
	In thousands except per share amounts				
Net sales . . . . .	\$67,633	\$90,712	\$90,915	\$76,730	\$325,990
Gross profit . . . . .	\$ 7,337	\$10,135	\$10,836	\$ 8,481	\$ 36,789
Income from continuing operations . . . . .	\$ 615	\$ 1,597	\$ 2,207	\$ 429	\$ 4,848
Income from discontinued operations . . . . .	\$ 13	\$ 1	\$ 141	\$ 431	\$ 586
Net income . . . . .	\$ 628	\$ 1,598	\$ 2,348	\$ 860	\$ 5,434
Basic earnings per common share:					
From continuing operations . . . . .	\$ 0.06	\$ 0.16	\$ 0.22	\$ 0.04	\$ 0.48
From discontinued operations . . . . .	\$ —	\$ —	\$ 0.01	\$ 0.04	\$ 0.06
Basic earnings per common share . . . . .	\$ 0.06	\$ 0.16	\$ 0.23	\$ 0.08	\$ 0.54
Diluted earnings per common share:					
From continuing operations . . . . .	\$ 0.06	\$ 0.15	\$ 0.21	\$ 0.04	\$ 0.46
From discontinued operations . . . . .	\$ —	\$ —	\$ 0.01	\$ 0.04	\$ 0.06
Diluted earnings per common share . . . . .	\$ 0.06	\$ 0.15	\$ 0.22	\$ 0.08	\$ 0.52

**ITEM 9. CHANGES IN AND DISAGREEMENTS WITH ACCOUNTANTS ON ACCOUNTING AND FINANCIAL DISCLOSURE**

None.

**ITEM 9A. CONTROLS AND PROCEDURES**

**Evaluation of Disclosure Controls and Procedures**

L. B. Foster Company (the Company) carried out an evaluation, under the supervision and with the participation of the Company's management, including the Chief Executive Officer and the Chief Financial Officer, of the effectiveness of the design and operation of the Company's disclosure controls and procedures (as defined in Rules 13a — 15(e) under the Securities and Exchange Act of 1934, as amended (the Exchange Act)) as of the end of the period covered by this report. Based on that evaluation, the Chief Executive Officer and Chief Financial Officer concluded that the Company's disclosure controls and procedures were effective as of the end of the period covered by this report. There were no significant changes in internal control over financial reporting (as defined in Rule 13a-15f under the Exchange Act) that occurred during the fourth quarter of 2006 that have materially affected, or are reasonably likely to materially affect, the Company's internal control over financial reporting.

**Managements' Report on Internal Control Over Financial Reporting**

The management of L. B. Foster Company is responsible for establishing and maintaining adequate internal control over financial reporting, as such term is defined in Exchange Act Rules 13a — 15(f). L. B. Foster Company's internal control system is designed to provide reasonable assurance to the Company's management and Board of Directors regarding the reliability of financial reporting and the preparation of financial statements for external purposes in accordance with accounting principles generally accepted in the United States. All internal control systems, no matter how well designed, have inherent limitations. Accordingly, even effective controls can provide only reasonable assurance with respect to financial statement preparation and presentation.

L. B. Foster Company's management assessed the effectiveness of the Company's internal control over financial reporting as of December 31, 2006. In making this assessment, management used criteria set forth by the Committee of Sponsoring Organizations of the Treadway Commission (COSO) in *Internal Control-Integrated Framework*. Based on this assessment, management concluded that the Company maintained effective internal control over financial reporting as of December 31, 2006.

Management's assessment of the effectiveness of internal control over financial reporting as of December 31, 2006 has been audited by Ernst & Young LLP, the independent registered public accounting firm that also audited the Company's consolidated financial statements. Ernst & Young's attestation report on management's assessment of the Company's internal control over financial reporting appears in Part II, Item 8 of this Annual Report on Form 10-K and is incorporated herein by reference.

**ITEM 9B. OTHER INFORMATION**

None.

**PART III**

**ITEM 10. DIRECTORS, EXECUTIVE OFFICERS AND CORPORATE GOVERNANCE**

Pursuant to instruction G(3) to Form 10-K, the information required by Item 401 of Regulation S-K is incorporated herein by reference from the Company's definitive proxy statement.

The information required by Item 10 with respect to the Executive Officers of the Company has been included in Part I of this Form 10-K (as Item 4A) in reliance on Instruction G(3) of Form 10-K and Instruction 3 to Item 401(b) of Regulation S-K.

Pursuant to instruction G(3) to Form 10-K, information required by Item 407(c)(3), (d)(4) and (d)(5) of Regulation S-K is incorporated herein by reference from the Company's definitive proxy statement.

Pursuant to instruction G(3) to Form 10-K, the information concerning compliance with Section 16(a) of the Securities Act of 1933 by officers and directors of the Company set forth under the heading entitled "Section 16(a) Beneficial Reporting Compliance" in the Company's definitive proxy statement to be filed within 120 days following the end of the fiscal year covered by this report is incorporated herein by reference from the Company's definitive proxy statement.

Information regarding our Code of Ethics set forth under the caption "Code of Ethics" in Item 4A of Part I of this Form 10-K is incorporated herein by reference.

#### **ITEM 11. EXECUTIVE COMPENSATION**

The information required by Item 402 of Regulation S-K and paragraphs (e)(4) and (e)(5) of Item 407 of Regulation S-K is incorporated herein by reference from the Company's definitive proxy statement.

#### **ITEM 12. SECURITY OWNERSHIP OF CERTAIN BENEFICIAL OWNERS AND MANAGEMENT AND RELATED STOCKHOLDER MATTERS**

The information required by Item 201(d) of Regulation S-K and by Item 403 of Regulation S-K is incorporated herein by reference from the Company's definitive proxy statement.

#### **ITEM 13. CERTAIN RELATIONSHIPS AND RELATED TRANSACTIONS, AND DIRECTOR INDEPENDENCE**

None.

#### **ITEM 14. PRINCIPAL ACCOUNTANT FEES AND SERVICES**

The information required by Item 404 of Regulation S-K is incorporated herein by reference from the Company's definitive proxy statement.

### **PART IV**

#### **ITEM 15. EXHIBITS AND FINANCIAL STATEMENT SCHEDULES**

The following documents are filed as a part of this Report:

##### **1. Financial Statements**

The following Reports of Independent Registered Public Accounting Firm, consolidated financial statements, and accompanying notes are included in Item 8 of this Report:

Reports of Independent Registered Public Accounting Firm.

Consolidated Balance Sheets as of December 31, 2006 and 2005.

Consolidated Statements of Operations for the Years Ended December 31, 2006, 2005 and 2004.

Consolidated Statements of Cash Flows for the Years Ended December 31, 2006, 2005 and 2004.

Consolidated Statements of Stockholders' Equity for the Years Ended December 2006, 2005 and 2004.

Notes to Consolidated Financial Statements.

##### **Financial Statement Schedule**

Schedules for the Three Years Ended December 31, 2006, 2005 and 2004:

II — Valuation and Qualifying Accounts.

The remaining schedules are omitted because of the absence of conditions upon which they are required.

**L. B. FOSTER COMPANY AND SUBSIDIARIES**  
**SCHEDULE II VALUATION AND QUALIFYING ACCOUNTS**  
**FOR THE YEARS ENDED DECEMBER 31, 2006, 2005, AND 2004**

	Balance at Beginning of Year	Additions		Deductions	Balance at End of Year
		Charged to Costs and Expenses	Other		
(In thousands)					
<b>2006</b>					
Deducted from assets to which they apply:					
Allowance for doubtful accounts . . . . .	\$ 922	\$ 262	\$—	\$ 12(1)	\$1,172
Inventory valuation reserve . . . . .	\$1,663	\$1,001	\$—	\$337(2)	\$2,327
Not deducted from assets:					
Provision for special termination benefits . . . . .	\$ 43	\$ 2	\$—	\$ 21(3)	\$ 24
Provision for environmental compliance & remediation . . . . .	\$ 629	\$ 7	\$—	\$ 79(4)	\$ 557
<b>2005</b>					
Deducted from assets to which they apply:					
Allowance for doubtful accounts . . . . .	\$1,018	\$ (69)	\$—	\$ 27(1)	\$ 922
Inventory valuation reserve . . . . .	\$1,416	\$ 921	\$—	\$674(2)	\$1,663
Not deducted from assets:					
Provision for special termination benefits . . . . .	\$ 98	\$ 14	\$—	\$ 69(3)	\$ 43
Provision for environmental compliance & remediation . . . . .	\$ 365	\$ 326	\$—	\$ 62(4)	\$ 629
<b>2004</b>					
Deducted from assets to which they apply:					
Allowance for doubtful accounts . . . . .	\$ 793	\$ 326	\$—	\$101(1)	\$1,018
Inventory valuation reserve . . . . .	\$1,387	\$ 998	\$—	\$969(2)	\$1,416
Not deducted from assets:					
Provision for special termination benefits . . . . .	\$ 163	\$ 10	\$—	\$ 75(3)	\$ 98
Provision for environmental compliance & remediation . . . . .	\$ 325	\$ 63	\$—	\$ 23(4)	\$ 365

- (1) Notes and accounts receivable written off as uncollectible.  
(2) Reductions of inventory valuation reserve result from physical inventory shrinkage and write-down of slow-moving inventory to the lower of cost or market.  
(3) Reduction of special termination provisions result from payments to severed employees.  
(4) Payments made on amounts accrued.



### 3. Exhibits

The Exhibits marked with an asterisk are filed herewith. All exhibits are incorporated herein by reference:

- 3.1 Restated Certificate of Incorporation, filed as Exhibit 3.1 to Form 10-Q for the quarter ended March 31, 2003.
- 3.2 Bylaws of the Registrant, as amended and filed as Exhibit 3.2 to Form 10-K for the year ended December 31, 2002.
- 4.0 Rights Amendment, dated as of May 15, 1997 between L. B. Foster Company and American Stock Transfer & Trust Company, including the form of Rights Certificate and the Summary of Rights attached thereto, filed as Exhibit 4.0 to Form 10-K for the year ended December 31, 2002.
- 4.1 Rights Amendment, dated as of October 24, 2006, between L. B. Foster Company and American Stock Transfer & Trust Company, including the form of Rights Certificate and the Summary of Rights attached thereto, filed as Exhibit 4B to Form 8-K on October 27, 2006.
- 10.0 Amended and Restated Revolving Credit Agreement dated May 5, 2005, between Registrant and PNC Bank, N.A., LaSalle Bank N.A., and First Commonwealth Bank, filed as Exhibit 10.0 to Form 10-Q for the quarter ended March 31, 2005.
- 10.0.1 First Amendment to Revolving Credit and Security Agreement dated September 13, 2005, between Registrant and PNC Bank, N.A., LaSalle Bank N.A., and First Commonwealth Bank, filed as Exhibit 10.0.1 to Form 8-K on September 14, 2005.
- 10.0.3 Third Amendment to Revolving Credit and Security Agreement dated February 8, 2007, between Registrant and PNC Bank, N.A., LaSalle Bank N.A., and First Commonwealth Bank, filed as Exhibit 10.0.3 to Form 8-K on February 9, 2007.
- 10.12 Lease between CXT Incorporated and Pentzer Development Corporation, dated April 1, 1993, filed as Exhibit 10.12 to Form 10-K for the year ended December 31, 2004.
- 10.12.1 Second Amendment dated March 12, 1996 to lease between CXT Incorporated and Crown West Realty, LLC, successor, filed as Exhibit 10.12.1 to Form 10-K for the year ended December 31, 2004.
- 10.12.2 Third Amendment dated November 7, 2002 to lease between CXT Incorporated and Crown West Realty, LLC, filed as Exhibit 10.12.2 to Form 10-K for the year ended December 31, 2002.
- 10.12.3 Fourth Amendment dated December 15, 2003 to lease between CXT Incorporated and Crown West Realty, LLC, filed as Exhibit 10.12.3 to Form 10-K for the year ended December 31, 2003.
- 10.12.4 Fifth Amendment dated June 29, 2004 to lease between CXT Incorporated and Park SPE, LLC, filed as Exhibit 10.12.4 to Form 10-K for the year ended December 31, 2004.
- 10.12.5 Sixth Amendment dated May 9, 2006 to lease between CXT Incorporated and Park SPE, LLC, filed as Exhibit 10.12.5 to Form 10-Q for the quarter ended June 30, 2006.
- 10.13 Lease between CXT Incorporated and Crown West Realty, LLC, dated December 20, 1996, filed as Exhibit 10.13 to Form 10-K for the year ended December 31, 2004.
- 10.13.1 Amendment dated June 29, 2001 between CXT Incorporated and Crown West Realty, filed as Exhibit 10.13.1 to Form 10-K for the year ended December 31, 2002.
- 10.14 Lease of property in Tucson, AZ between CXT Incorporated and the Union Pacific Railroad Company dated May 27, 2005, filed as Exhibit 10.14 to Form 10-Q for the quarter ended June 30, 2005.
- 10.15 Lease of property in Grand Island, NE between CXT Incorporated and the Union Pacific Railroad Company, dated May 27, 2005, and filed as Exhibit 10.15 to Form 10-Q for the quarter ended June 30, 2005.
- 10.15.1 Industry Tract Contract between CXT Incorporated and the Union Pacific Railroad Company, dated May 27, 2005, filed as Exhibit 10.15 to Form 10-Q for the quarter ended June 30, 2005.
- 10.17 Lease between Registrant and the City of Hillsboro, TX dated February 22, 2002, and filed as Exhibit 10.17 to Form 10-K for the year ended December 31, 2002.
- 10.19 Lease between Registrant and American Cast Iron Pipe Company for pipe-coating facility in Birmingham, AL, dated December 11, 1991, filed as Exhibit 10.19 to Form 10-K for the year ended December 31, 2002.

- 10.19.1 Amendment to Lease between Registrant and American Cast Iron Pipe Company for pipe-coating facility in Birmingham, AL dated November 15, 2000, and filed as Exhibit 10.19.1 to Form 10-Q for the quarter ended March 31, 2006.
- 10.20 Equipment Purchase and Service Agreement by and between the Registrant and LaBarge Coating LLC, dated July 31, 2003, and filed as Exhibit 10.20 to Form 10-Q for the quarter ended September 30, 2003.
- ^10.21 Agreement for Purchase and Sales of Concrete Ties between CXT Incorporated and the Union Pacific Railroad dated January 24, 2005, and filed as Exhibit 10.21 to Form 10-K for the year ended December 31, 2004.
- ^10.21.1 Amendment to Agreement for Purchase and Sales of Concrete Ties between CXT Incorporated and the Union Pacific Railroad dated October 28, 2005, and filed as Exhibit 10.21.1 to Form 8-K on November 14, 2005.
- 10.24 Asset Purchase Agreement by and between the Registrant and The Reinforced Earth Company dated February 15, 2006, filed as Exhibit 10.24 to Form 10-K for the year ended December 31, 2005.
- 10.33.2 Amended and Restated 1985 Long-Term Incentive Plan as of May 25, 2005, filed as Exhibit 10.33.2 to Form 10-Q for the quarter ended June 30, 2005. \*\*
- 10.34 Amended and Restated 1998 Long-Term Incentive Plan as of May 25, 2005, filed as Exhibit 10.34 to Form 10-Q for the quarter ended June 30, 2005. \*\*
- 10.34.1 Amendment, effective May 24, 2006, to Amended and Restated 1998 Long-Term Incentive Plan as of May 25, 2005, filed as Exhibit 10.34.1 to Form 8-K on May 31, 2006. \*\*
- 10.45 Medical Reimbursement Plan (MRP1) effective January 1, 2006, filed as Exhibit 10.45 to Form 10-K for the year ended December 31, 2005. \*\*
- 10.45.1 Medical Reimbursement Plan (MRP2) effective January 1, 2006, filed as Exhibit 10.45.1 to Form 10-K for the year ended December 31, 2005. \*\*
- 10.46 Leased Vehicle Plan as amended and restated on October 1, 2006, filed as Exhibit 10.46 to Form 10-Q for the quarter ended September 30, 2006. \*\*
- 10.51 Supplemental Executive Retirement Plan as Amended and Restated on January 1, 2005, filed as Exhibit 10.51 to Form 8-K on December 8, 2005. \*\*
- 10.53 Directors' resolution dated May 24, 2006, under which directors' compensation was established, filed as Exhibit 10.53 to Form 8-K on May 31, 2006. \*\*
- 10.55 Management Incentive Compensation Plan for 2007, filed as Exhibit 10.55 to Form 8-K on March 8, 2007. \*\*
- 10.56 2005 Three Year Incentive Plan, filed as Exhibit 10.56 to Form 8-K on May 31, 2005. \*\*
- 10.57 2006 Omnibus Incentive Plan, effective May 24, 2006, filed as Exhibit 10.57 to Form 8-K on May 31, 2006. \*\*
- 10.58 Special Bonus Arrangement, effective May 24, 2006, filed as Exhibit 10.58 to Form 8-K on May 31, 2006. \*\*
- 19 Exhibits marked with an asterisk are filed herewith.
- \*23 Consent of Independent Auditors.
- \*31.1 Certification of Chief Executive Officer under Section 302 of the Sarbanes-Oxley Act of 2002.
- \*31.2 Certification of Chief Financial Officer under Section 302 of the Sarbanes-Oxley Act of 2002.
- \*32.0 Certification of Chief Executive Officer and Chief Financial Officer under Section 906 of the Sarbanes-Oxley Act of 2002.

\*\* Identifies management contract or compensatory plan or arrangement required to be filed as an Exhibit.

^ Portions of the exhibit have been omitted pursuant to a confidential treatment request.

## SIGNATURES

Pursuant to the requirements of Section 13 or 15(d) of the Securities Exchange Act of 1934, the Registrant has duly caused this report to be signed on its behalf by the undersigned, thereunto duly authorized.

### L. B. FOSTER COMPANY

March 15, 2007

By: /s/ Stan L. Hasselbusch  
(Stan L. Hasselbusch,  
President and Chief Executive Officer)

Pursuant to the requirements of the Securities Exchange Act of 1934, this report has been signed below by the following persons on behalf of the Registrant and in the capacities and on the dates indicated.

<u>Name</u>	<u>Position</u>	<u>Date</u>
By: <u>/s/ Lee B. Foster II</u> (Lee B. Foster II)	Chairman of the Board and Director	March 15, 2007
By: <u>/s/ Stan L. Hasselbusch</u> (Stan L. Hasselbusch)	President, Chief Executive Officer and Director	March 15, 2007
By: <u>/s/ Henry J. Massman IV</u> (Henry J. Massman IV)	Director	March 15, 2007
By: <u>/s/ G. Thomas McKane</u> (G. Thomas McKane)	Director	March 15, 2007
By: <u>/s/ Diane B. Owen</u> (Diane B. Owen)	Director	March 15, 2007
By: <u>/s/ Linda K. Patterson</u> (Linda K. Patterson)	Controller	March 15, 2007
By: <u>/s/ John W. Puth</u> (John W. Puth)	Director	March 15, 2007
By: <u>/s/ William H. Rackoff</u> (William H. Rackoff)	Director	March 15, 2007
By: <u>/s/ David J. Russo</u> (David J. Russo)	Senior Vice President, Chief Financial Officer and Treasurer	March 15, 2007

**Certification under Section 302 of the  
Sarbanes-Oxley Act of 2002**

I, Stan L. Hasselbusch, President and Chief Executive Officer of L. B. Foster Company, certify that:

1. I have reviewed this Report on Form 10-K of L. B. Foster Company;
2. Based on my knowledge, this report does not contain any untrue statement of a material fact or omit to state a material fact necessary to make the statements made, in light of the circumstances under which statements were made, not misleading with respect to the period covered by this report;
3. Based on my knowledge, the financial statements, and other financial information included in this report, fairly present in all material respects the financial condition, results of operations and cash flows of the registrant as of, and for, the periods presented in this report;
4. The registrant's other certifying officer and I are responsible for establishing and maintaining disclosure controls and procedures (as defined in Exchange Act Rules 13a-15(e) and 15d-15(e)) and internal control over financial reporting (as defined in Exchange Act Rules 13a-15(f) and 15d-15(f)) for the registrant and have:
  - (a) Designed such disclosure controls and procedures, or caused such disclosure controls and procedures to be designed under our supervision, to ensure that material information relating to the registrant, including its consolidated subsidiaries, is made known to us by others within those entities, particularly during the period in which this report is being prepared;
  - (b) Designed such internal control over financial reporting, or caused such internal control over financial reporting to be designed under our supervision, to provide reasonable assurance regarding the reliability of financial reporting and the preparation of financial statements for external purposes in accordance with generally accepted accounting principles;
  - (c) Evaluated the effectiveness of the registrant's disclosure controls and procedures and presented in this report our conclusions about the effectiveness of the disclosure controls and procedures, as of the end of the period covered by this report based upon such evaluation; and
  - (d) Disclosed in this report any change in the registrant's internal control over financial reporting that occurred during the registrant's most recent fiscal quarter (the registrant's fourth fiscal quarter in the case of an annual report) that has materially affected, or is reasonably likely to materially affect, the registrant's internal control over financial reporting; and
5. The registrant's other certifying officer and I have disclosed, based on our most recent evaluation of internal control over financial reporting, to the registrant's auditors and the audit committee of the registrant's board of directors (or persons performing the equivalent functions):
  - (a) All significant deficiencies and material weaknesses in the design or operation of internal control over financial reporting which are reasonably likely to adversely affect the registrant's ability to record, process, summarize and report financial information; and
  - (b) Any fraud, whether or not material, that involves management or other employees who have a significant role in the registrant's internal control over financial reporting.

March 15, 2007

/s/ Stan L. Hasselbusch

Name: Stan L. Hasselbusch

Title: President and Chief Executive Officer

**Certification under Section 302 of the  
Sarbanes-Oxley Act of 2002**

I, David J. Russo, Senior Vice President, Chief Financial Officer and Treasurer of L. B. Foster Company, certify that:

1. I have reviewed this Report on Form 10-K of L. B. Foster Company;
2. Based on my knowledge, this report does not contain any untrue statement of a material fact or omit to state a material fact necessary to make the statements made, in light of the circumstances under which statements were made, not misleading with respect to the period covered by this report;
3. Based on my knowledge, the financial statements, and other financial information included in this report, fairly present in all material respects the financial condition, results of operations and cash flows of the registrant as of, and for, the periods presented in this report;
4. The registrant's other certifying officer and I are responsible for establishing and maintaining disclosure controls and procedures (as defined in Exchange Act Rules 13a-15(e) and 15d-15(e)) and internal control over financial reporting (as defined in Exchange Act Rules 13a-15(f) and 15d-15(f)) for the registrant and have:
  - (a) Designed such disclosure controls and procedures, or caused such disclosure controls and procedures to be designed under our supervision, to ensure that material information relating to the registrant, including its consolidated subsidiaries, is made known to us by others within those entities, particularly during the period in which this report is being prepared;
  - (b) Designed such internal control over financial reporting, or caused such internal control over financial reporting to be designed under our supervision, to provide reasonable assurance regarding the reliability of financial reporting and the preparation of financial statements for external purposes in accordance with generally accepted accounting principles;
  - (c) Evaluated the effectiveness of the registrant's disclosure controls and procedures and presented in this report our conclusions about the effectiveness of the disclosure controls and procedures, as of the end of the period covered by this report based upon such evaluation; and
  - (d) Disclosed in this report any change in the registrant's internal control over financial reporting that occurred during the registrant's most recent fiscal quarter (the registrant's fourth fiscal quarter in the case of an annual report) that has materially affected, or is reasonably likely to materially affect, the registrant's internal control over financial reporting; and
5. The registrant's other certifying officer and I have disclosed, based on our most recent evaluation of internal control over financial reporting, to the registrant's auditors and the audit committee of the registrant's board of directors (or persons performing the equivalent functions):
  - (a) All significant deficiencies and material weaknesses in the design or operation of internal control over financial reporting which are reasonably likely to adversely affect the registrant's ability to record, process, summarize and report financial information; and
  - (b) Any fraud, whether or not material, that involves management or other employees who have a significant role in the registrant's internal control over financial reporting.

March 15, 2007

/s/ David J. Russo

Name: David J. Russo

Title: Senior Vice President,

Chief Financial Officer and Treasurer

**CERTIFICATE PURSUANT TO 18 U.S.C. SECTION 1350, AS ADOPTED PURSUANT TO  
SECTION 906 OF THE SARBANES-OXLEY ACT OF 2002**

In connection with the Annual Report of L. B. Foster Company (the "Company") on Form 10-K for the period ended December 31, 2006, as filed with the Securities and Exchange Commission on the date hereof (the "Report"), the undersigned certify pursuant to Section 906 of the Sarbanes-Oxley Act of 2002 that:

- (1) The Report fully complies with the requirements of Section 13(a) or 15(d) of the Securities Exchange Act of 1934; and
- (2) The information contained in this Report fairly presents, in all material respects, the financial condition and results of operations of the Company.

Date: March 15, 2007

By: /s/ Stan L. Hasselbusch  
\_\_\_\_\_  
Stan L. Hasselbusch  
President and Chief Executive Officer

Date: March 15, 2007

By: /s/ David J. Russo  
\_\_\_\_\_  
David J. Russo  
Senior Vice President,  
Chief Financial Officer and Treasurer

## CORPORATE OFFICERS

### **Lee B. Foster II**

Chairman of the Board

### **Stan L. Hasselbusch**

President and Chief Executive Officer

### **Merry L. Brumbaugh**

Vice President, Tubular Products

### **Samuel K. Fisher**

Senior Vice President, Rail Products

### **Donald L. Foster**

Senior Vice President, Construction Products

### **John F. Kasel**

Senior Vice President, Operations and Manufacturing

### **Brian H. Kelly**

Vice President, Human Resources

### **Gregory W. Lippard**

Vice President, Rail Product Sales

### **Linda K. Patterson**

Controller

### **David J. Russo**

Senior Vice President, Chief Financial Officer and Treasurer

### **David L. Voltz**

Vice President, General Counsel and Secretary

## CORPORATE HEADQUARTERS

415 Holiday Drive, Pittsburgh, PA 15220

412.928.3417

800.255.4500 (Toll-free nationwide sales number)

[www.lbfoster.com](http://www.lbfoster.com)

## DIRECTORS

### **Lee B. Foster II**

Chairman of the Board

L.B. Foster Company

### **Stan L. Hasselbusch**

President and Chief Executive Officer

L.B. Foster Company

### **Henry J. Massman IV**

President and Chief Executive Officer

Massman Construction Company

### **G. Thomas McKane**

Former Chairman of the Board

A.M. Castle & Company

### **Diane B. Owen**

Vice President – Corporate Audit

H.J. Heinz Company

### **John W. Puth**

J.W. Puth Associates

### **William H. Rackoff**

President and Chief Executive Officer

ASKO, INC.

## SHAREHOLDERS INFORMATION

### **Annual Meeting**

The annual meeting of shareholders will be held at the Corporate Headquarters, 415 Holiday Drive Pittsburgh, Pennsylvania on Wednesday, May 23, 2007 at 11:00 am.

### **Form 10-K**

Additional copies of the Company's Annual Report to the Securities and Exchange Commission on Form 10-K are available upon request from L.B. Foster's Investor Relations Department or from the Company website at [www.lbfoster.com](http://www.lbfoster.com).

### **Stock Trading**

L.B. Foster Company's common stock is traded on NASDAQ. The ticker symbol is FSTR.

### **Transfer Agent**

American Stock Transfer & Trust Company



END

**LB Foster**

[www.lbfoster.com](http://www.lbfoster.com)

**ENGINEERED SOLUTIONS FOR NORTH AMERICA'S INFRASTRUCTURE**