




SECURITIES AND EXCHANGE COMMISSION
WASHINGTON, DC 20549



FORM SE

FORM FOR SUBMISSION OF PAPER FORMAT EXHIBITS
BY ELECTRONIC FILERS

GS Mortgage Securities Corp.
(Exact Name of Registrant as Specified in Charter)

0000807641
(Registrant CIK Number)

PROCESSED

JUN 01 2004

THOMSON
FINANCIAL

Form 8-K for May 27, 2004
(Electronic Report, Schedule or Registration Statement
of Which the Documents Are a Part
(Give Period of Report))

333-100818
(SEC File Number, if Available)

N/A

(Name of Person Filing the Document (if Other Than the Registrant))

SIGNATURES

Filings Made by the Registrant. The registrant has duly caused this form to be signed on its behalf by the undersigned, thereunto duly authorized, in the City of New York, State of New York, on May __, 2004.

GS MORTGAGE SECURITIES CORP.


By: 
Name: Christopher Gething
Title: Vice President

Exhibit Index

<u>Exhibit</u>	<u>Page</u>
99.1 Computational Materials.....	4

IN ACCORDANCE WITH RULE 311 (h) OF REGULATION S-T, THESE
COMPUTATIONAL MATERIALS ARE BEING FILED IN PAPER.

COMPUTATIONAL MATERIALS

for

GS MORTGAGE SECURITIES CORP.

Mortgage Pass-Through Certificates, Series 2004-6F

GSR 04-6F track 3 summary

Balance	WAC	Collateral		WAL	3.613
		WAM	Age		
\$140,000,000.00		6.68	335	19	

		Assumptions	
Settlement	28-May-2004	Prepay	400 PSA
1st Pay Date	25-Jun-2004		

Tranche Name	Balance	Coupon	Principal Window	Avg Life	Dated Date	Notes
3A4	14,000,000.00	6.5	06/09 - 04/32	9.662	01-May-04	FIX NAS
3A1	70,000,000.00	4.6	06/04 - 01/10	2.829	01-May-04	FIX pac bands 125 - 300
3AIO	20,461,538.00	6.5	06/04 - 01/10	2.829	01-May-04	IO strips 190 bps of io from 3A1
3A3	11,700,000.00	6.5	01/10 - 04/32	7.571	01-May-04	FIX pac bands 125 - 300
3A5	34,753,334.00	2.12	06/04 - 10/06	1.121	25-May-04	FLT support Libor + 1.00%, 7.5 cap
3A6	5,346,666.00	34.97	06/04 - 10/06	1.121	25-May-04	INV support 42.25000514-6.50000094*Libor, 0 floor
SUBORD	4,200,000.00	6.5	06/04 - 04/32	9.268	01-May-04	FIX

Pay Rules

1. Pay 3A4 Lockout schedule and prepay amount
2. Pay pac scheduled amount as follows:
 - a. Pay 3A1 to zero
 - b. Pay 3A3 to zero
3. Pay 3A5 and 3A6 pro rata to zero
4. Pay 3A1 and 3A2 sequentially to zero
5. Pay 3A4 to zero

3A4 (NAS) principle schedules:

Lock out scheduled percentage	
First 5 years	0%
Thereafter	100%

Lockout Prepayment Percentage	
Month <=	NAS Prepay %
60	0
72	30
84	40
96	60
108	80
120	100

Date	Balance
20040525	81700000
20040625	80964034
20040725	80200652
20040825	79410266
20040925	78593302
20041025	77750207
20041125	76881440
20041225	75987479
20050125	75068815
20050225	74125956
20050325	73159423
20050425	72169753
20050525	71186681
20050625	70210167
20050725	69240166
20050825	68276638
20050925	67319540
20051025	66368831
20051125	65424471
20051225	64486417
20060125	63554629
20060225	62629068
20060325	61709692
20060425	60796462
20060525	59889339
20060625	58988282
20060725	58093254
20060825	57204214
20060925	56321125
20061025	55443948
20061125	54572646
20061225	53707179
20070125	52847511
20070225	51993605
20070325	51145423
20070425	50302928
20070525	49466085
20070625	48634855
20070725	47809204
20070825	46989095
20070925	46174493
20071025	45365363
20071125	44561668
20071225	43763375
20080125	42970448
20080225	42182853
20080325	41400556
20080425	40623522
20080525	39851718
20080625	39085111
20080725	38323665

20080825 37567350
20080925 36816131
20081025 36069976
20081125 35328852
20081225 34592727
20090125 33861569
20090225 33135346
20090325 32414026
20090425 31697578
20090525 30985971
20090625 30336385
20090725 29691521
20090825 29051348
20090925 28415836
20091025 27784956
20091125 27158676
20091225 26536967
20100125 25919800
20100225 25307146
20100325 24698975
20100425 24095259
20100525 23495969
20100625 22914641
20100725 22344932
20100825 21786634
20100925 21239543
20101025 20703457
20101125 20178179
20101225 19663516
20110125 19159277
20110225 18665273
20110325 18181322
20110425 17707242
20110525 17242855
20110625 16836660
20110725 16438782
20110825 16049065
20110925 15667356
20111025 15293506
20111125 14927368
20111225 14568797
20120125 14217651
20120225 13873790
20120325 13537078
20120425 13207380
20120525 12884564
20120625 12608933
20120725 12338787
20120825 12074022
20120925 11814537
20121025 11560233
20121125 11311012

20121225 11066777
20130125 10827434
20130225 10592891
20130325 10363057
20130425 10137842
20130525 9917159
20130625 9732994
20130725 9552084
20130825 9374374
20130925 9199808
20131025 9028333
20131125 8859895
20131225 8694442
20140125 8531923
20140225 8372286
20140325 8215483
20140425 8061465
20140525 7910183
20140625 7761591
20140725 7615642
20140825 7472290
20140925 7331491
20141025 7193200
20141125 7057375
20141225 6923972
20150125 6792950
20150225 6664268
20150325 6537885
20150425 6413761
20150525 6291857
20150625 6172136
20150725 6054558
20150825 5939087
20150925 5825687
20151025 5714321
20151125 5604955
20151225 5497553
20160125 5392082
20160225 5288508
20160325 5186797
20160425 5086919
20160525 4988840
20160625 4892530
20160725 4797957
20160825 4705093
20160925 4613906
20161025 4524367
20161125 4436449
20161225 4350122
20170125 4265360
20170225 4182134
20170325 4100418

20170425	4020185
20170525	3941410
20170625	3864068
20170725	3788132
20170825	3713579
20170925	3640385
20171025	3568525
20171125	3497976
20171225	3428716
20180125	3360721
20180225	3293971
20180325	3228441
20180425	3164113
20180525	3100963
20180625	3038972
20180725	2978120
20180825	2918385
20180925	2859750
20181025	2802193
20181125	2745697
20181225	2690243
20190125	2635811
20190225	2582385
20190325	2529947
20190425	2478479
20190525	2427964
20190625	2378385
20190725	2329725
20190825	2281969
20190925	2235101
20191025	2189104
20191125	2143964
20191225	2099665
20200125	2056192
20200225	2013531
20200325	1971667
20200425	1930586
20200525	1890274
20200625	1850718
20200725	1811904
20200825	1773819
20200925	1736450
20201025	1699784
20201125	1663809
20201225	1628512
20210125	1593882
20210225	1559906
20210325	1526572
20210425	1493870
20210525	1461788
20210625	1430315
20210725	1399440

20210825	1369153
20210925	1339442
20211025	1310297
20211125	1281709
20211225	1253667
20220125	1226162
20220225	1199184
20220325	1172723
20220425	1146770
20220525	1121316
20220625	1096352
20220725	1071869
20220825	1047859
20220925	1024313
20221025	1001222
20221125	978578.7
20221225	956374.7
20230125	934601.9
20230225	913252.6
20230325	892319.2
20230425	871794.1
20230525	851669.8
20230625	831939.2
20230725	812595.1
20230825	793630.4
20230925	775038.2
20231025	756811.8
20231125	738944.5
20231225	721429.7
20240125	704261
20240225	687432.2
20240325	670936.9
20240425	654769.1
20240525	638922.8
20240625	623392.1
20240725	608171.2
20240825	593254.5
20240925	578636.3
20241025	564311.1
20241125	550273.7
20241225	536518.6
20250125	523040.7
20250225	509834.9
20250325	496896.1
20250425	484219.4
20250525	471800
20250625	459633.2
20250725	447714.2
20250825	436038.4
20250925	424601.3
20251025	413398.6
20251125	402425.8

20251225	391678.7
20260125	381153.1
20260225	370844.8
20260325	360749.8
20260425	350864.1
20260525	341183.9
20260625	331705.2
20260725	322424.2
20260825	313337.4
20260925	304441
20261025	295731.4
20261125	287205.3
20261225	278859
20270125	270689.2
20270225	262692.6
20270325	254865.9
20270425	247206
20270525	239709.6
20270625	232373.6
20270725	225195.1
20270825	218171
20270925	211298.4
20271025	204574.4
20271125	197996.1
20271225	191560.9
20280125	185266
20280225	179108.6
20280325	173086.3
20280425	167196.3
20280525	161436.1
20280625	155803.3
20280725	150295.4
20280825	144909.9
20280925	139644.7
20281025	134497.2
20281125	129465.3
20281225	124546.6
20290125	119739.1
20290225	115040.6
20290325	110448.9
20290425	105961.9
20290525	101577.7
20290625	97294.18
20290725	93109.42
20290825	89021.49
20290925	85028.48
20291025	81128.54
20291125	77319.83
20291225	73600.57
20300125	69968.98
20300225	66423.35
20300325	62961.97

20300425	59583.17
20300525	56285.33
20300625	53066.83
20300725	49926.09
20300825	46861.57
20300925	43871.74
20301025	40955.13
20301125	38110.25
20301225	35335.67
20310125	32629.98
20310225	29991.8
20310325	27419.77
20310425	24912.55
20310525	22468.82
20310625	20087.31
20310725	17766.76
20310825	15505.91
20310925	13303.57
20311025	11158.52
20311125	9069.62
20311225	7035.69
20320125	5055.62
20320225	3128.29
20320325	1252.63
20320425	0

gshypo65 - Dec - 3A4

Date	1	2	3	4	5					
28-May-04	100	100	100	100	100	100%	100%	100%	100%	100%
25-May-05	100	100	100	100	100	100%	100%	100%	100%	100%
25-May-06	100	100	100	100	100	100%	100%	100%	100%	100%
25-May-07	100	100	100	100	100	100%	100%	100%	100%	100%
25-May-08	100	100	100	100	50	100%	100%	100%	100%	50%
25-May-09	100	100	100	80	12	100%	100%	100%	80%	12%
25-May-10	98	94	90	44	0	98%	94%	90%	44%	0%
25-May-11	96	88	78	23	0	96%	88%	78%	23%	0%
25-May-12	94	79	64	12	0	94%	79%	64%	12%	0%
25-May-13	92	69	49	7	0	92%	69%	49%	7%	0%
25-May-14	89	59	37	4	0	89%	59%	37%	4%	0%
25-May-15	86	51	27	3	0	86%	51%	27%	3%	0%
25-May-16	84	43	20	2	0	84%	43%	20%	2%	0%
25-May-17	80	37	14	1	0	80%	37%	14%	1%	0%
25-May-18	77	31	11	1	0	77%	31%	11%	1%	0%
25-May-19	74	26	8 *		0	74%	26%	8%	*	0%
25-May-20	70	22	6 *		0	70%	22%	6%	*	0%
25-May-21	66	18	4 *		0	66%	18%	4%	*	0%
25-May-22	62	15	3 *		0	62%	15%	3%	*	0%
25-May-23	57	12	2 *		0	57%	12%	2%	*	0%
25-May-24	52	10	1 *		0	52%	10%	1%	*	0%
25-May-25	47	8	1 *		0	47%	8%	1%	*	0%
25-May-26	42	6	1 *		0	42%	6%	1%	*	0%
25-May-27	36	5 *	*		0	36%	5%	*	*	0%
25-May-28	29	3 *	*		0	29%	3%	*	*	0%
25-May-29	23	2 *	*		0	23%	2%	*	*	0%
25-May-30	15	1 *	*		0	15%	1%	*	*	0%
25-May-31	8	1 *	*		0	8%	1%	*	*	0%
25-May-32	0	0	0	0	0	0%	0%	0%	0%	0%
WAL	19.3	12.317	9.662	6.319	4.168	19.300	12.317	9.662	6.319	4.168
Principal Windo	Jun09-Apr32	Jun09-Apr32	Jun09-Apr32	Jan09-Apr32	Sep07-Mar10	June-09	June-09	June-09	January-09	September-07
LIBOR_1MO	1.12	1.12	1.12	1.12	1.12	April-32	April-32	April-32	April-32	March-10
Prepay	0 PSA	200 PSA	400 PSA	600 PSA	800 PSA					

Disclaimer:

gshypo65 - Dec - 3A1

Date	1	2	3	4	5					
28-May-04	100	100	100	100	100	100%	100%	100%	100%	100%
25-May-05	98	85	85	85	74	98%	85%	85%	85%	74%
25-May-06	95	69	69	44	17	95%	69%	69%	44%	17%
25-May-07	92	54	46	12	0	92%	54%	46%	12%	0%
25-May-08	89	40	24	0	0	89%	40%	24%	0%	0%
25-May-09	86	28	7	0	0	86%	28%	7%	0%	0%
25-May-10	83	17	0	0	0	83%	17%	0%	0%	0%
25-May-11	80	8	0	0	0	80%	8%	0%	0%	0%
25-May-12	76	2	0	0	0	76%	2%	0%	0%	0%
25-May-13	72	0	0	0	0	72%	0%	0%	0%	0%
25-May-14	68	0	0	0	0	68%	0%	0%	0%	0%
25-May-15	64	0	0	0	0	64%	0%	0%	0%	0%
25-May-16	59	0	0	0	0	59%	0%	0%	0%	0%
25-May-17	55	0	0	0	0	55%	0%	0%	0%	0%
25-May-18	49	0	0	0	0	49%	0%	0%	0%	0%
25-May-19	44	0	0	0	0	44%	0%	0%	0%	0%
25-May-20	38	0	0	0	0	38%	0%	0%	0%	0%
25-May-21	32	0	0	0	0	32%	0%	0%	0%	0%
25-May-22	25	0	0	0	0	25%	0%	0%	0%	0%
25-May-23	17	0	0	0	0	17%	0%	0%	0%	0%
25-May-24	10	0	0	0	0	10%	0%	0%	0%	0%
25-May-25	1	0	0	0	0	1%	0%	0%	0%	0%
25-May-26	0	0	0	0	0	0%	0%	0%	0%	0%
WAL	12,859	3,544	2,829	1,924	1,420	12,859	3,544	2,829	1,924	1,420
Principal Windo	Jun04-Jul25	Jun04-Oct12	Jun04-Jan10	Jun04-Dec07	Jun04-Dec06	June-04	June-04	June-04	June-04	June-04
						July-25	October-12	January-10	December-07	December-06
LIBOR_1MO	1.12	1.12	1.12	1.12	1.12					
Prepay	0 PSA	200 PSA	400 PSA	600 PSA	800 PSA					

Disclaimer:

gshypo65 - Dec - 3A3

Date	1	2	3	4	5					
28-May-04	100	100	100	100	100	100%	100%	100%	100%	100%
25-May-05	100	100	100	100	100	100%	100%	100%	100%	100%
25-May-06	100	100	100	100	100	100%	100%	100%	100%	100%
25-May-07	100	100	100	100	29	100%	100%	100%	100%	29%
25-May-08	100	100	100	52	0	100%	100%	100%	52%	0%
25-May-09	100	100	100	0	0	100%	100%	100%	0%	0%
25-May-10	100	100	82	0	0	100%	100%	82%	0%	0%
25-May-11	100	100	44	0	0	100%	100%	44%	0%	0%
25-May-12	100	100	23	0	0	100%	100%	23%	0%	0%
25-May-13	100	85	14	0	0	100%	85%	14%	0%	0%
25-May-14	100	68	10	0	0	100%	68%	10%	0%	0%
25-May-15	100	54	7	0	0	100%	54%	7%	0%	0%
25-May-16	100	43	5	0	0	100%	43%	5%	0%	0%
25-May-17	100	34	4	0	0	100%	34%	4%	0%	0%
25-May-18	100	27	3	0	0	100%	27%	3%	0%	0%
25-May-19	100	21	2	0	0	100%	21%	2%	0%	0%
25-May-20	100	16	2	0	0	100%	16%	2%	0%	0%
25-May-21	100	12	1	0	0	100%	12%	1%	0%	0%
25-May-22	100	10	1	0	0	100%	10%	1%	0%	0%
25-May-23	100	7	1	0	0	100%	7%	1%	0%	0%
25-May-24	100	5 *		0	0	100%	5%	*	0%	0%
25-May-25	100	4 *		0	0	100%	4%	*	0%	0%
25-May-26	55	3 *		0	0	55%	3%	*	0%	0%
25-May-27	2	2 *		0	0	2%	2%	*	0%	0%
25-May-28	1	1 *		0	0	1%	1%	*	0%	0%
25-May-29	1	1 *		0	0	1%	1%	*	0%	0%
25-May-30 *	*	*		0	0	*	*	*	0%	0%
25-May-31 *	*	*		0	0	*	*	*	0%	0%
25-May-32	0	0	0	0	0	0%	0%	0%	0%	0%
WAL	22.16	12.471	7.571	4.075	2.889	22.160	12.471	7.571	4.075	2.889
Principal Windo	Jul25-Apr32	Oct12-Apr32	Jan10-Apr32	Dec07-Jan09	Dec06-Sep07	Jul-25	Oct-12	Jan-10	Dec-07	Dec-06
						Apr-32	Apr-32	Apr-32	Jan-09	Sep-07
LIBOR_1MO	1.12	1.12	1.12	1.12	1.12					
Prepay	0 PSA	200 PSA	400 PSA	600 PSA	800 PSA					

Disclaimer:

gshypo65 - Dec - 3A5

Date	1	2	3	4	5					
28-May-04	100	100	100	100	100	100%	100%	100%	100%	100%
25-May-05	100	87	52	16	0	100%	87%	52%	16%	0%
25-May-06	100	74	11	0	0	100%	74%	11%	0%	0%
25-May-07	100	65	0	0	0	100%	65%	0%	0%	0%
25-May-08	100	57	0	0	0	100%	57%	0%	0%	0%
25-May-09	100	52	0	0	0	100%	52%	0%	0%	0%
25-May-10	100	50	0	0	0	100%	50%	0%	0%	0%
25-May-11	100	48	0	0	0	100%	48%	0%	0%	0%
25-May-12	100	44	0	0	0	100%	44%	0%	0%	0%
25-May-13	100	40	0	0	0	100%	40%	0%	0%	0%
25-May-14	100	36	0	0	0	100%	36%	0%	0%	0%
25-May-15	100	32	0	0	0	100%	32%	0%	0%	0%
25-May-16	100	28	0	0	0	100%	28%	0%	0%	0%
25-May-17	100	24	0	0	0	100%	24%	0%	0%	0%
25-May-18	100	21	0	0	0	100%	21%	0%	0%	0%
25-May-19	100	18	0	0	0	100%	18%	0%	0%	0%
25-May-20	100	15	0	0	0	100%	15%	0%	0%	0%
25-May-21	100	13	0	0	0	100%	13%	0%	0%	0%
25-May-22	100	11	0	0	0	100%	11%	0%	0%	0%
25-May-23	100	9	0	0	0	100%	9%	0%	0%	0%
25-May-24	100	7	0	0	0	100%	7%	0%	0%	0%
25-May-25	100	6	0	0	0	100%	6%	0%	0%	0%
25-May-26	100	5	0	0	0	100%	5%	0%	0%	0%
25-May-27	99	4	0	0	0	99%	4%	0%	0%	0%
25-May-28	81	3	0	0	0	81%	3%	0%	0%	0%
25-May-29	63	2	0	0	0	63%	2%	0%	0%	0%
25-May-30	43	1	0	0	0	43%	1%	0%	0%	0%
25-May-31	21 *		0	0	0	21%	*	0%	0%	0%
25-May-32	0	0	0	0	0	0%	0%	0%	0%	0%
WAL	25.603	8.044	1.121	0.64	0.453	25.603	8.044	1.121	0.640	0.453
Principal Windo	May27-Apr32	Jun04-Apr32	Jun04-Oct06	Jun04-Aug05	Jun04-Mar05	May-27	Jun-04	Jun-04	Jun-04	Jun-04
						Apr-32	Apr-32	Oct-06	Aug-05	Mar-05
LIBOR_1MO	1.12	1.12	1.12	1.12	1.12					
Prepay	0 PSA	200 PSA	400 PSA	600 PSA	800 PSA					

Disclaimer:

gshypo65 - Dec - 3A6

Date	1	2	3	4	5					
28-May-04	100	100	100	100	100	100%	100%	100%	100%	100%
25-May-05	100	87	52	16	0	100%	87%	52%	16%	0%
25-May-06	100	74	11	0	0	100%	74%	11%	0%	0%
25-May-07	100	65	0	0	0	100%	65%	0%	0%	0%
25-May-08	100	57	0	0	0	100%	57%	0%	0%	0%
25-May-09	100	52	0	0	0	100%	52%	0%	0%	0%
25-May-10	100	50	0	0	0	100%	50%	0%	0%	0%
25-May-11	100	48	0	0	0	100%	48%	0%	0%	0%
25-May-12	100	44	0	0	0	100%	44%	0%	0%	0%
25-May-13	100	40	0	0	0	100%	40%	0%	0%	0%
25-May-14	100	36	0	0	0	100%	36%	0%	0%	0%
25-May-15	100	32	0	0	0	100%	32%	0%	0%	0%
25-May-16	100	28	0	0	0	100%	28%	0%	0%	0%
25-May-17	100	24	0	0	0	100%	24%	0%	0%	0%
25-May-18	100	21	0	0	0	100%	21%	0%	0%	0%
25-May-19	100	18	0	0	0	100%	18%	0%	0%	0%
25-May-20	100	15	0	0	0	100%	15%	0%	0%	0%
25-May-21	100	13	0	0	0	100%	13%	0%	0%	0%
25-May-22	100	11	0	0	0	100%	11%	0%	0%	0%
25-May-23	100	9	0	0	0	100%	9%	0%	0%	0%
25-May-24	100	7	0	0	0	100%	7%	0%	0%	0%
25-May-25	100	6	0	0	0	100%	6%	0%	0%	0%
25-May-26	100	5	0	0	0	100%	5%	0%	0%	0%
25-May-27	99	4	0	0	0	99%	4%	0%	0%	0%
25-May-28	81	3	0	0	0	81%	3%	0%	0%	0%
25-May-29	63	2	0	0	0	63%	2%	0%	0%	0%
25-May-30	43	1	0	0	0	43%	1%	0%	0%	0%
25-May-31	21	*	0	0	0	21%	*	0%	0%	0%
25-May-32	0	0	0	0	0	0%	0%	0%	0%	0%
WAL	25.603	8.044	1.121	0.54	0.453	25.603	8.044	1.121	0.640	0.453
Principal Windo	May27-Apr32	Jun04-Apr32	Jun04-Oct06	Jun04-Aug05	Jun04-Mar05	May-27	Jun-04	Jun-04	Jun-04	Jun-04
LIBOR_1MO	1.12	1.12	1.12	1.12	1.12	Apr-32	Apr-32	Oct-06	Aug-05	Mar-05
Prepay	0 PSA	200 PSA	400 PSA	600 PSA	800 PSA					

Disclaimer:

gshypo65 - Dec - SUBORD

<i>Date</i>	1	2	3
38135	100	100	100
38497	99	99	99
38862	97	97	97
39227	96	96	96
39593	94	94	94
39958	93	93	93
40323	91	88	84
40688	89	81	74
41054	87	74	61
41419	85	65	48
41784	83	56	35
42149	80	47	26
42515	77	40	19
42880	75	34	14
43245	72	29	10
43610	68	24	7
43976	65	20	5
44341	61	17	4
44706	57	14	3
45071	53	11	2
45437	49	9	1
45802	44	7	1
46167	39	6	1
46532	33	4	*
46898	27	3	*
47263	21	2	*
11103	14	1	*
11468	7	1	*
11834	0	0	0
WAL	18.087	11.652	9.268
Principal Window	Jun04-Apr32	Jun04-Apr32	Jun04-Apr32
LIBOR_1MO	1.12	1.12	1.12
Prepay	0 PSA	200 PSA	400 PSA

Disclaimer:

4	5
100	100
99	99
97	97
96	96
94	94
93	93
80	68
65	35
49	18
33	9
21	5
13	2
8	1
5	1
3	*
2	*
1	*
1	*
*	*
*	*
*	*
*	*
*	*
*	*
*	*
*	*
*	*
*	*
0	0

8.118	6.695
Jun04-Apr32	Jun04-Apr32

1.12	1.12
600 PSA	800 PSA

gshypo65 - Dec - COLLAT

Date	1	2	3	4	5
28-May-04	100	100	100	100	100
25-May-05	99	89	79	69	58
25-May-06	97	77	59	43	30
25-May-07	96	67	44	27	15
25-May-08	94	58	33	17	8
25-May-09	93	50	25	11	4
25-May-10	91	43	18	7	2
25-May-11	89	37	14	4	1
25-May-12	87	32	10	3	1
25-May-13	85	27	8	2 *	
25-May-14	83	23	6	1 *	
25-May-15	80	20	4	1 *	
25-May-16	77	17	3 *	*	
25-May-17	75	14	2 *	*	
25-May-18	72	12	2 *	*	
25-May-19	68	10	1 *	*	
25-May-20	65	9	1 *	*	
25-May-21	61	7	1 *	*	
25-May-22	57	6 *	*	*	
25-May-23	53	5 *	*	*	
25-May-24	49	4 *	*	*	
25-May-25	44	3 *	*	*	
25-May-26	39	2 *	*	*	
25-May-27	33	2 *	*	*	
25-May-28	27	1 *	*	*	
25-May-29	21	1 *	*	*	
25-May-30	14	1 *	*	*	
25-May-31	7 *	*	*	*	
25-May-32	0	0	0	0	0
WAL	18.087	6.7	3.613	2.361	1.699
Principal Window	Jun04-Apr32	Jun04-Apr32	Jun04-Apr32	Jun04-Apr32	Jun04-Apr32
LIBOR_1MO	1.12	1.12	1.12	1.12	1.12
Prepay	0 PSA	200 PSA	400 PSA	600 PSA	800 PSA

Disclaimer:

gshypo65 - Dec - COLLAT_1

Date	1	2	3	4	5
28-May-04	100	100	100	100	100
25-May-05	99	89	79	69	58
25-May-06	97	77	59	43	30
25-May-07	96	67	44	27	15
25-May-08	94	58	33	17	8
25-May-09	93	50	25	11	4
25-May-10	91	43	18	7	2
25-May-11	89	37	14	4	1
25-May-12	87	32	10	3	1
25-May-13	85	27	8	2 *	
25-May-14	83	23	6	1 *	
25-May-15	80	20	4	1 *	
25-May-16	77	17	3 *	*	
25-May-17	75	14	2 *	*	
25-May-18	72	12	2 *	*	
25-May-19	68	10	1 *	*	
25-May-20	65	9	1 *	*	
25-May-21	61	7	1 *	*	
25-May-22	57	6 *	*	*	
25-May-23	53	5 *	*	*	
25-May-24	49	4 *	*	*	
25-May-25	44	3 *	*	*	
25-May-26	39	2 *	*	*	
25-May-27	33	2 *	*	*	
25-May-28	27	1 *	*	*	
25-May-29	21	1 *	*	*	
25-May-30	14	1 *	*	*	
25-May-31	7 *	*	*	*	
25-May-32	0	0	0	0	0

WAL 18.087 6.7 3.613 2.361 1.699
 Principal Wind Jun04-Apr32 Jun04-Apr32 Jun04-Apr32 Jun04-Apr32 Jun04-Apr32

LIBOR_1MO 1.12 1.12 1.12 1.12 1.12
 Prepay 0 PSA 200 PSA 400 PSA 600 PSA 800 PSA

Disclaimer:

Disclaimer:
Copyright © 2001 by Goldman, Sachs & Co.

This material is for your private information, and we are not soliciting any action based upon it. This report is not to be construed as an offer to sell or the solicitation of an offer to buy any security in any jurisdiction where such an offer or solicitation would be illegal. Certain transactions, including those involving futures, options, and high yield securities, give rise to substantial risk and are not suitable for all investors. The material is based upon information that we consider reliable, but we do not represent that it is accurate or complete, and it should not be relied upon as such. Opinions expressed are our current opinions as of the date appearing on this material only. While we endeavor to update on a reasonable basis the information discussed in this material, there may be regulatory, compliance, or other reasons that prevent us from doing so. We and our affiliates, officers, directors, and employees, including persons involved in the preparation or issuance of this material, may, from time to time, have long or short positions in, and buy or sell, the securities, or derivatives (including options) thereof, of companies mentioned herein. No part of this material may be (i) copied, photocopied, or duplicated in any form, by any means, or (ii) redistributed without Goldman, Sachs & Co.'s prior written consent. This material has been issued by Goldman, Sachs & Co. and/or one of its affiliates and has been approved by Goldman Sachs International, which is regulated by The Securities and Futures Authority, in connection with its distribution in the United Kingdom and by Goldman Sachs Canada in connection with its distribution in Canada. This material is distributed in Hong Kong by Goldman Sachs (Asia) L.L.C., in Japan by Goldman Sachs (Japan) Ltd., and in Singapore through Goldman Sachs (Singapore) Pte. This material is not for distribution in the United Kingdom to private customers, as that term is defined under the rules of The Securities and Futures Authority, and any investments, including any convertible bonds or derivatives, mentioned in this material will not be made available by us to any such private customer. Neither Goldman, Sachs & Co. nor its representatives in Seoul, Korea, is licensed to engage in the securities business in the Republic of Korea. Goldman Sachs International and its non-U.S. affiliates may, to the extent permitted under applicable law, have acted upon or used this research, to the extent it relates to non-U.S. issuers, prior to or immediately following its publication. Foreign-currency-denominated securities are subject to fluctuations in exchange rates that could have an adverse effect on the value or price of, or income derived from, the investment. In addition, investors in certain securities such as ADRs, the values of which are influenced by foreign currencies, effectively assume currency risk. Further information on any of the securities mentioned in this material may be obtained upon request, and for this purpose persons in Italy should contact Goldman Sachs S.I.M. S.p.A. in Milan, or at its London branch office at 133 Fleet Street, and persons in Hong Kong should contact Goldman Sachs (Asia) L.L.C. at 3 Garden Road. Unless governing law permits otherwise, you must contact a Goldman Sachs entity in your home jurisdiction if you want to use our services in effecting a transaction in the securities mentioned in this material. *

9sgsr046f - CF - 2A1 - 2 - 150 PSA

150 PSA
LIBOR_1M0s=1.10

Period	Date	Principal	Interest	Cash Flow	Balance	Princ. Write-down	Gross Write-down	Accum. Gross Write-down	Accrued Interest	Interest Shortfall	Accum. Interest Shortfall	Coupon	Effective Coupon
Total		139,984,000.00	30,444,315.03	170,428,315.03		0	0	0	30,444,315.03	0	0	0	0
0	28-May-04	0	0	0	139,984,000.00	0	0	0	0	0	0	0	0
1	25-Jun-04	582,071.88	641,593.33	1,223,665.22	139,401,928.12	0	0	0	641,593.33	0	0	0	5.5
2	25-Jul-04	647,945.72	638,925.50	1,286,871.22	138,753,982.40	0	0	0	638,925.50	0	0	0	5.5
3	25-Aug-04	713,523.81	635,955.75	1,349,479.56	138,040,468.69	0	0	0	635,955.75	0	0	0	5.5
4	25-Sep-04	778,755.24	632,685.44	1,411,440.67	137,261,703.35	0	0	0	632,685.44	0	0	0	5.5
5	25-Oct-04	843,589.28	629,116.14	1,472,705.42	136,418,114.07	0	0	0	629,116.14	0	0	0	5.5
6	25-Nov-04	907,975.46	625,249.69	1,533,225.15	135,510,138.61	0	0	0	625,249.69	0	0	0	5.5
7	25-Dec-04	971,863.58	621,088.14	1,592,951.71	134,538,275.03	0	0	0	621,088.14	0	0	0	5.5
8	25-Jan-05	1,035,203.85	616,633.76	1,651,837.61	133,503,071.18	0	0	0	616,633.76	0	0	0	5.5
9	25-Feb-05	1,097,946.91	611,889.08	1,709,835.99	132,405,124.27	0	0	0	611,889.08	0	0	0	5.5
10	25-Mar-05	1,160,043.90	606,856.82	1,766,900.72	131,245,880.37	0	0	0	606,856.82	0	0	0	5.5
11	25-Apr-05	1,221,446.52	601,539.95	1,822,986.47	130,023,633.85	0	0	0	601,539.95	0	0	0	5.5
12	25-May-05	1,282,107.12	595,941.66	1,878,048.78	128,741,526.73	0	0	0	595,941.66	0	0	0	5.5
13	25-Jun-05	1,341,978.74	590,065.33	1,932,044.07	127,399,547.99	0	0	0	590,065.33	0	0	0	5.5
14	25-Jul-05	1,401,015.18	583,914.59	1,984,929.78	125,998,532.81	0	0	0	583,914.59	0	0	0	5.5
15	25-Aug-05	1,459,171.05	577,493.28	2,036,664.33	124,559,361.75	0	0	0	577,493.28	0	0	0	5.5
16	25-Sep-05	1,516,401.86	570,805.41	2,087,207.27	123,072,959.89	0	0	0	570,805.41	0	0	0	5.5
17	25-Oct-05	1,572,684.04	563,855.23	2,136,539.27	121,540,295.85	0	0	0	563,855.23	0	0	0	5.5
18	25-Nov-05	1,627,915.03	556,647.19	2,184,562.22	119,972,360.83	0	0	0	556,647.19	0	0	0	5.5
19	25-Dec-05	1,682,113.32	549,185.91	2,231,299.23	118,340,267.51	0	0	0	549,185.91	0	0	0	5.5
20	25-Jan-06	1,735,218.52	541,476.23	2,276,694.75	116,645,048.98	0	0	0	541,476.23	0	0	0	5.5
21	25-Feb-06	1,787,191.40	533,523.14	2,320,714.54	114,817,857.59	0	0	0	533,523.14	0	0	0	5.5
22	25-Mar-06	1,837,993.94	525,331.85	2,363,325.79	112,779,863.65	0	0	0	525,331.85	0	0	0	5.5
23	25-Apr-06	1,887,589.39	516,907.71	2,404,497.10	110,992,274.25	0	0	0	516,907.71	0	0	0	5.5

Disclaimer:

84	25-May-11	1,119,513.63	72,352.42	1,191,866.05	14,656,469.11	0	0	0	72,352.42	0	0	0	5.5
85	25-Jun-11	1,064,566.25	67,221.32	1,131,787.56	13,601,902.86	0	0	0	67,221.32	0	0	0	5.5
86	25-Jul-11	1,054,964.45	62,342.05	1,117,306.50	12,546,938.41	0	0	0	62,342.05	0	0	0	5.5
87	25-Aug-11	1,045,442.61	57,506.60	1,102,949.41	11,501,496.80	0	0	0	57,506.60	0	0	0	5.5
88	25-Sep-11	1,036,000.10	52,715.19	1,088,715.29	10,465,495.70	0	0	0	52,715.19	0	0	0	5.5
89	25-Oct-11	1,026,636.27	47,966.86	1,074,603.12	9,438,659.43	0	0	0	47,966.86	0	0	0	5.5
90	25-Nov-11	1,017,350.48	43,261.44	1,060,611.92	8,421,508.95	0	0	0	43,261.44	0	0	0	5.5
91	25-Dec-11	1,008,142.11	38,598.58	1,046,740.70	7,413,366.84	0	0	0	38,598.58	0	0	0	5.5
92	25-Jan-12	999,010.54	33,977.93	1,032,988.47	6,414,356.30	0	0	0	33,977.93	0	0	0	5.5
93	25-Feb-12	989,955.13	29,399.13	1,019,354.26	5,424,401.17	0	0	0	29,399.13	0	0	0	5.5
94	25-Mar-12	980,975.28	24,861.84	1,005,837.12	4,443,425.88	0	0	0	24,861.84	0	0	0	5.5
95	25-Apr-12	972,070.39	20,365.70	992,436.09	3,471,355.50	0	0	0	20,365.70	0	0	0	5.5
96	25-May-12	963,239.83	15,910.38	979,150.21	2,508,115.67	0	0	0	15,910.38	0	0	0	5.5
97	25-Jun-12	913,754.90	11,495.53	925,249.83	1,594,361.36	0	0	0	11,495.53	0	0	0	5.5
98	25-Jul-12	905,682.28	7,307.49	912,989.77	688,679.08	0	0	0	7,307.49	0	0	0	5.5
99	25-Aug-12	688,679.08	3,156.45	691,835.52	0	0	0	0	3,156.45	0	0	0	5.5

Disclaimer:

Disclaimer:

Disclaimer:

Copyright © 2007 by Goldman, Sachs & Co.
 This material is for your private information, and we are not soliciting any action based upon it. This report is not to be construed as an offer to sell or the solicitation of an offer to buy any security in any jurisdiction where such an offer or solicitation would be illegal. Certain transactions, including those involving futures, options, and high yield securities, give rise to substantial risk and are not suitable for all investors. The material is based upon information that we consider reliable, but we do not represent that it is accurate or complete, and it should not be relied upon as such. Opinions expressed are our current opinions as of the date appearing on this material only. While we endeavor to update on a reasonable basis the information discussed in this material, there may be regulatory, compliance, or other reasons that prevent us from doing so. We and our affiliates, officers, directors, and employees, including persons involved in the preparation or issuance of this material, may, from time to time, have long or short positions in, and buy or sell, the securities, or derivatives (including options) thereof, of companies mentioned herein. No part of this material may be (i) copied, photocopied, or duplicated in any form, by any means, or (ii) redistributed without Goldman, Sachs & Co.'s prior written consent. This material has been issued by Goldman, Sachs & Co. and/or one of its affiliates and has been approved by Goldman Sachs International, which is regulated by The Securities and Futures Authority in connection with its distribution in the United Kingdom and by Goldman Sachs Canada in connection with its distribution in Canada. This material is distributed in Hong Kong by Goldman Sachs (Asia) L.L.C. in Japan by Goldman Sachs (Japan) Ltd., and in Singapore through Goldman Sachs (Singapore) Pte. This material is not for distribution in the United Kingdom to private customers, as that term is defined under the rules of The Securities and Futures Authority, and any investments, including any convertible bonds or derivatives, mentioned in this material will not be made available by us to any such private customer. Neither Goldman, Sachs & Co. nor its representatives, including any convertible bonds or derivatives, mentioned in this material will not be made available by us to any such private customer. Unless governing law permits otherwise, you must contact a Goldman Sachs entity in your home jurisdiction if you want to use our services in effecting a transaction in the securities mentioned in this material. *

gsgs046f - CF - 2A1 - 1 - 500 PSA

500 PSA
 UOR_1M05-110


Period	Date	Principal	Interest	Cash Flow	Balance	Pric	Gross	Accum	Gross	Accrued	Interest	Shortfall	Accum	Interest	Shortfall	Coupon	Effective
Year						Wtd	Wtd	Wtd	Wtd	Wtd	Wtd		Wtd	Wtd			
0	24-May-04	0	0	0	0	0	0	0	0	0	0	0	0	0	0	0	0
1	25-Jun-04	1,337,467.96	641,353.31	1,978,821.27	1,337,467.96	0	0	0	0	641,353.31	0	0	0	0	0	0	5.5
2	25-Jun-04	1,337,467.96	641,353.31	1,978,821.27	1,337,467.96	0	0	0	0	641,353.31	0	0	0	0	0	0	5.5
3	25-Jun-04	1,337,467.96	641,353.31	1,978,821.27	1,337,467.96	0	0	0	0	641,353.31	0	0	0	0	0	0	5.5
4	25-Jun-04	1,337,467.96	641,353.31	1,978,821.27	1,337,467.96	0	0	0	0	641,353.31	0	0	0	0	0	0	5.5
5	25-Jun-04	1,337,467.96	641,353.31	1,978,821.27	1,337,467.96	0	0	0	0	641,353.31	0	0	0	0	0	0	5.5
6	25-Jun-04	1,337,467.96	641,353.31	1,978,821.27	1,337,467.96	0	0	0	0	641,353.31	0	0	0	0	0	0	5.5
7	25-Jun-04	1,337,467.96	641,353.31	1,978,821.27	1,337,467.96	0	0	0	0	641,353.31	0	0	0	0	0	0	5.5
8	25-Jun-04	1,337,467.96	641,353.31	1,978,821.27	1,337,467.96	0	0	0	0	641,353.31	0	0	0	0	0	0	5.5
9	25-Jun-04	1,337,467.96	641,353.31	1,978,821.27	1,337,467.96	0	0	0	0	641,353.31	0	0	0	0	0	0	5.5
10	25-Jun-04	1,337,467.96	641,353.31	1,978,821.27	1,337,467.96	0	0	0	0	641,353.31	0	0	0	0	0	0	5.5
11	25-Jun-04	1,337,467.96	641,353.31	1,978,821.27	1,337,467.96	0	0	0	0	641,353.31	0	0	0	0	0	0	5.5
12	25-Jun-04	1,337,467.96	641,353.31	1,978,821.27	1,337,467.96	0	0	0	0	641,353.31	0	0	0	0	0	0	5.5
13	25-Jun-04	1,337,467.96	641,353.31	1,978,821.27	1,337,467.96	0	0	0	0	641,353.31	0	0	0	0	0	0	5.5
14	25-Jun-04	1,337,467.96	641,353.31	1,978,821.27	1,337,467.96	0	0	0	0	641,353.31	0	0	0	0	0	0	5.5
15	25-Jun-04	1,337,467.96	641,353.31	1,978,821.27	1,337,467.96	0	0	0	0	641,353.31	0	0	0	0	0	0	5.5
16	25-Jun-04	1,337,467.96	641,353.31	1,978,821.27	1,337,467.96	0	0	0	0	641,353.31	0	0	0	0	0	0	5.5
17	25-Jun-04	1,337,467.96	641,353.31	1,978,821.27	1,337,467.96	0	0	0	0	641,353.31	0	0	0	0	0	0	5.5
18	25-Jun-04	1,337,467.96	641,353.31	1,978,821.27	1,337,467.96	0	0	0	0	641,353.31	0	0	0	0	0	0	5.5
19	25-Jun-04	1,337,467.96	641,353.31	1,978,821.27	1,337,467.96	0	0	0	0	641,353.31	0	0	0	0	0	0	5.5
20	25-Jun-04	1,337,467.96	641,353.31	1,978,821.27	1,337,467.96	0	0	0	0	641,353.31	0	0	0	0	0	0	5.5
21	25-Jun-04	1,337,467.96	641,353.31	1,978,821.27	1,337,467.96	0	0	0	0	641,353.31	0	0	0	0	0	0	5.5
22	25-Jun-04	1,337,467.96	641,353.31	1,978,821.27	1,337,467.96	0	0	0	0	641,353.31	0	0	0	0	0	0	5.5
23	25-Jun-04	1,337,467.96	641,353.31	1,978,821.27	1,337,467.96	0	0	0	0	641,353.31	0	0	0	0	0	0	5.5
24	25-Jun-04	1,337,467.96	641,353.31	1,978,821.27	1,337,467.96	0	0	0	0	641,353.31	0	0	0	0	0	0	5.5
25	25-Jun-04	1,337,467.96	641,353.31	1,978,821.27	1,337,467.96	0	0	0	0	641,353.31	0	0	0	0	0	0	5.5
26	25-Jun-04	1,337,467.96	641,353.31	1,978,821.27	1,337,467.96	0	0	0	0	641,353.31	0	0	0	0	0	0	5.5
27	25-Jun-04	1,337,467.96	641,353.31	1,978,821.27	1,337,467.96	0	0	0	0	641,353.31	0	0	0	0	0	0	5.5
28	25-Jun-04	1,337,467.96	641,353.31	1,978,821.27	1,337,467.96	0	0	0	0	641,353.31	0	0	0	0	0	0	5.5
29	25-Jun-04	1,337,467.96	641,353.31	1,978,821.27	1,337,467.96	0	0	0	0	641,353.31	0	0	0	0	0	0	5.5
30	25-Jun-04	1,337,467.96	641,353.31	1,978,821.27	1,337,467.96	0	0	0	0	641,353.31	0	0	0	0	0	0	5.5
31	25-Jun-04	1,337,467.96	641,353.31	1,978,821.27	1,337,467.96	0	0	0	0	641,353.31	0	0	0	0	0	0	5.5
32	25-Jun-04	1,337,467.96	641,353.31	1,978,821.27	1,337,467.96	0	0	0	0	641,353.31	0	0	0	0	0	0	5.5
33	25-Jun-04	1,337,467.96	641,353.31	1,978,821.27	1,337,467.96	0	0	0	0	641,353.31	0	0	0	0	0	0	5.5
34	25-Jun-04	1,337,467.96	641,353.31	1,978,821.27	1,337,467.96	0	0	0	0	641,353.31	0	0	0	0	0	0	5.5
35	25-Jun-04	1,337,467.96	641,353.31	1,978,821.27	1,337,467.96	0	0	0	0	641,353.31	0	0	0	0	0	0	5.5
36	25-Jun-04	1,337,467.96	641,353.31	1,978,821.27	1,337,467.96	0	0	0	0	641,353.31	0	0	0	0	0	0	5.5
37	25-Jun-04	1,337,467.96	641,353.31	1,978,821.27	1,337,467.96	0	0	0	0	641,353.31	0	0	0	0	0	0	5.5

Disclaimer:

Disclaimer:

CMO GSR 046F 2A1

Scenario Report (Intex)



Generated: 05/26/2004 11:51:42

Page 1 of 1


CUSIP	Monthly	As Of	5/04	Pricing	5/25/04	Original	139,984,000.00
Description: Senior				Settle	6/1/04	Balance	139,984,000.00
Coupon: 5.500%				Next Proj	7/25/04	Factor	1.00000000
Collateral: Cpn 5.67 WAC 5.96 WAM 311 WALA 10				Stated Final	0/0/00	Delay	24
Historical CPR's: 5/04= 4/04= 3/04= 3mo= 6mo= 12mo= SI=							
Curve: 3m=1.078 6m=1.409 1yr=1.860 2yr=2.538 3yr=3.141 4yr=3.520 5yr=3.878 7yr=4.222 10yr=4.726 30yr=5.413							

Input	Output	PSA	PSA	PSA	PSA	PSA	PSA	PSA
PREPAY		300	110	150	200	500	1500	2200
01MLIB	1.1000	+0	+0	+0	+0	+0	+0	+0
	Av Life	2.437	4.940	3.954	3.218	1.753	0.880	0.673
Price	Window	7/04-12/08	7/04-1/15	7/04-8/12	7/04-10/10	7/04-6/07	7/04-11/05	7/04-6/05
101-02	Yield	4.919	5.216	5.144	5.062	4.689	3.873	3.371
	Int Spr (I)	209/2.4	135/4.9	164/4.0	183/3.2	228/1.8	212/0.9	181/0.7
101-03	Yield	4.905	5.208	5.135	5.051	4.670	3.836	3.324
	Int Spr (I)	207/2.4	134/4.9	163/4.0	182/3.2	226/1.8	209/0.9	176/0.7
101-04	Yield	4.891	5.201	5.126	5.040	4.651	3.800	3.276
	Int Spr (I)	206/2.4	133/4.9	162/4.0	181/3.2	224/1.8	205/0.9	171/0.7
101-05	Yield	4.877	5.193	5.117	5.029	4.632	3.763	3.229
	Int Spr (I)	205/2.4	133/4.9	161/4.0	180/3.2	222/1.8	201/0.9	167/0.7
101-06	Yield	4.863	5.186	5.108	5.018	4.613	3.727	3.182
	Int Spr (I)	203/2.4	132/4.9	161/4.0	179/3.2	220/1.8	198/0.9	162/0.7
101-07	Yield	4.849	5.178	5.099	5.008	4.594	3.691	3.135
	Int Spr (I)	202/2.4	131/4.9	160/4.0	178/3.2	219/1.8	194/0.9	157/0.7
101-08	Yield	4.836	5.171	5.090	4.997	4.575	3.654	3.087
	Int Spr (I)	200/2.4	130/4.9	159/4.0	177/3.2	217/1.8	190/0.9	152/0.7
101-09	Yield	4.822	5.163	5.081	4.986	4.556	3.618	3.040
	Int Spr (I)	199/2.4	130/4.9	158/4.0	175/3.2	215/1.8	187/0.9	148/0.7
101-10	Yield	4.808	5.156	5.072	4.975	4.538	3.581	2.993
	Int Spr (I)	198/2.4	129/4.9	157/4.0	174/3.2	213/1.8	183/0.9	143/0.7
101-11	Yield	4.794	5.148	5.063	4.964	4.519	3.545	2.946
	Int Spr (I)	196/2.4	128/4.9	156/4.0	173/3.2	211/1.8	179/0.9	138/0.7
101-12	Yield	4.780	5.141	5.054	4.953	4.500	3.509	2.899
	Int Spr (I)	195/2.4	127/4.9	155/4.0	172/3.2	209/1.8	176/0.9	134/0.7
101-13	Yield	4.766	5.133	5.045	4.943	4.481	3.472	2.852
	Int Spr (I)	194/2.4	127/4.9	154/4.0	171/3.2	207/1.8	172/0.9	129/0.7
101-14	Yield	4.752	5.126	5.035	4.932	4.462	3.436	2.805
	Int Spr (I)	192/2.4	126/4.9	153/4.0	170/3.2	205/1.8	168/0.9	124/0.7
101-15	Yield	4.738	5.118	5.026	4.921	4.443	3.400	2.758
	Int Spr (I)	191/2.4	125/4.9	152/4.0	169/3.2	204/1.8	165/0.9	119/0.7
101-16	Yield	4.724	5.111	5.017	4.910	4.424	3.363	2.711
	Int Spr (I)	189/2.4	124/4.9	151/4.0	168/3.2	202/1.8	161/0.9	115/0.7

All information contained herein, whether regarding assets backing any securities discussed herein or otherwise, is preliminary and will be superseded by the applicable prospectus supplement and by any other information subsequently filed with the Securities and Exchange Commission ("SEC"). This material is for your private information, and we are not soliciting any action based upon it. Certain transactions give rise to substantial risk and are not suitable for all investors. We, or persons involved in the preparation or issuance of this material, may from time to time, have long or short positions in, and buy or sell, securities, futures or options identical with or related to those mentioned herein. We make no representation that any transaction can or could be effected at the indicated prices. This material may be filed with the SEC and incorporated by reference into an effective registration statement previously filed with the SEC. Information contained in this material is current as of the date appearing on this material only. The information herein has been provided solely by Goldman, Sachs & Co., acting as underwriter and not as agent of the issuer or any of the issuer's affiliates, in reliance on information regarding the collateral furnished by the issuer. Neither the issuer of the certificates nor Goldman, Sachs & Co. nor any of their affiliates makes any representation as to the accuracy or completeness of the information herein. The information contained in this material may be based on assumptions regarding market conditions and other matters as reflected therein. We make no representations regarding the reasonableness of such assumptions or the likelihood that any of such assumptions will coincide with actual market conditions or events, and this material should not be relied upon for such purposes. In addition, we mutually agree that, subject to applicable law, you may disclose any and all aspects of any potential transaction or structure described herein that are necessary to support any U.S. federal income tax benefits, without Goldman Sachs imposing any limitation of any kind. Further information regarding this material may be obtained upon request.

CMO GSR 046F 2A4

Scenario Report (Intex)



Generated: 05/25/2004 14:18:26

Page 1 of 1

CUSIP	Monthly	As Of	5/04	Pricing	5/24/04	Original	21,859,000.00
Description:	Accrual,Senior			Settle	5/28/04	Balance	21,859,000.00
Coupon:	5.500%			Next Proj	6/25/04	Factor	1.00000000
Collateral:	Cpn 5.67 WAC 5.96 WAM 311 WALA 10			Stated Final	0/0/00	Delay	24
Historical CPR's:	5/04= 4/04= 3/04= 3mo= 6mo= 12mo= SI=						
Curve:	3m=1.034 6m=1.373 1yr=1.860 2yr=2.542 3yr=3.144 4yr=3.525 5yr=3.887 7yr=4.232 10yr=4.740 30yr=5.437						

Input	Output	PSA	PSA	PSA	PSA	PSA	PSA	PSA
PREPAY		300	100	150	200	600	1000	1500
01MLIB	1.1000	+0	+0	+0	+0	+0	+0	+0
	Av Life	12.105	22.167	19.272	16.615	4.847	3.017	2.131
Price	Window	5/12-2/34	11/20-2/34	11/17-2/34	8/15-2/34	8/08-3/10	2/07-9/07	5/06-8/06
85-20	Yield	6.941	6.305	6.425	6.570	8.800	10.775	12.973
85-21	Yield	6.938	6.304	6.423	6.567	8.792	10.762	12.955
85-22	Yield	6.935	6.302	6.421	6.565	8.785	10.750	12.936
85-23	Yield	6.931	6.300	6.419	6.562	8.777	10.737	12.918
85-24	Yield	6.928	6.298	6.417	6.560	8.769	10.724	12.900
85-25	Yield	6.925	6.297	6.415	6.557	8.761	10.712	12.882
85-26	Yield	6.921	6.295	6.413	6.555	8.753	10.699	12.864
85-27	Yield	6.918	6.293	6.411	6.552	8.745	10.686	12.846
85-28	Yield	6.915	6.291	6.409	6.550	8.738	10.674	12.828
85-29	Yield	6.911	6.289	6.407	6.548	8.730	10.661	12.810
85-30	Yield	6.908	6.288	6.405	6.545	8.722	10.648	12.792
85-31	Yield	6.905	6.286	6.403	6.543	8.714	10.636	12.773
86-00	Yield	6.901	6.284	6.400	6.540	8.706	10.623	12.755
86-01	Yield	6.898	6.282	6.398	6.538	8.698	10.610	12.737
86-02	Yield	6.895	6.280	6.396	6.535	8.691	10.598	12.719
86-03	Yield	6.891	6.279	6.394	6.533	8.683	10.585	12.701
86-04	Yield	6.888	6.277	6.392	6.531	8.675	10.572	12.683
86-05	Yield	6.885	6.275	6.390	6.528	8.667	10.560	12.665
86-06	Yield	6.881	6.273	6.388	6.526	8.659	10.547	12.647
86-07	Yield	6.878	6.272	6.386	6.523	8.652	10.535	12.629
86-08	Yield	6.875	6.270	6.384	6.521	8.644	10.522	12.611
86-09	Yield	6.871	6.268	6.382	6.519	8.636	10.509	12.593
86-10	Yield	6.868	6.266	6.380	6.516	8.628	10.497	12.575
86-11	Yield	6.865	6.264	6.378	6.514	8.620	10.484	12.557
86-12	Yield	6.861	6.263	6.376	6.511	8.613	10.472	12.539

All information contained herein, whether regarding assets backing any securities discussed herein or otherwise, is preliminary and will be superseded by the applicable prospectus supplement and by any other information subsequently filed with the Securities and Exchange Commission ("SEC"). This material is for your private information, and we are not soliciting any action based upon it. Certain transactions give rise to substantial risk and are not suitable for all investors. We, or persons involved in the preparation or issuance of this material, may from time to time, have long or short positions in, and buy or sell, securities, futures or options identical with or related to those mentioned herein. We make no representation that any transaction can or could be effected at the indicated prices. This material may be filed with the SEC and incorporated by reference into an effective registration statement previously filed with the SEC. Information contained in this material is current as of the date appearing on this material only. The information herein has been provided solely by Goldman, Sachs & Co., acting as underwriter and not as agent of the issuer or any of the issuer's affiliates, in reliance on information regarding the collateral furnished by the issuer. Neither the issuer of the certificates nor Goldman, Sachs & Co. nor any of their affiliates makes any representation as to the accuracy or completeness of the information herein. The information contained in this material may be based on assumptions regarding market conditions and other matters as reflected therein. We make no representations regarding the reasonableness of such assumptions or the likelihood that any of such assumptions will coincide with actual market conditions or events, and this material should not be relied upon for such purposes. In addition, we mutually agree that, subject to applicable law, you may disclose any and all aspects of any potential transaction or structure described herein that are necessary to support any U.S. federal income tax benefits, without Goldman Sachs imposing any limitation of any kind. Further information regarding this material may be obtained upon request.

CMO GSR 046F 2A5

Scenario Report (Intex)

Goldman Sachs

Generated: 05/25/2004 13:45:45


Page 1 of 1

CUSIP	Monthly	As Of	5/04	Pricing	5/24/04	Original	25,453,000.00
Description:	Non-Accelerating Senior, Senior			Settle	5/28/04	Balance	25,453,000.00
Coupon:	5.500%			Next Proj	6/25/04	Factor	1.00000000
Collateral:	Cpn 5.67 WAC 5.96 WAM 311 WALA 10			Stated Final	0/0/00	Delay	24
Historical CPR's:	5/04= 4/04= 3/04= 3mo= 6mo= 12mo= SI=						
Curve:	3m= 6m= 1yr= 2yr= 3yr= 4yr= 5yr= 7yr= 10yr= 30yr=						

Input	Output	PSA	CPR	CPR	CPR	CPR	CPR	CPR
PREPAY		300	0	6	10	12	15	20
01MLIB	1.100	+0	+0	+0	+0	+0	+0	+0
	Av Life	10.812	20.195	15.215	13.215	12.457	11.533	10.391
	Price Window	6/09-2/34	6/09-2/34	6/09-2/34	6/09-2/34	6/09-2/34	6/09-2/34	6/09-2/34
95-14	Yield	6.124	5.941	6.015	6.057	6.075	6.101	6.139
95-15	Yield	6.120	5.938	6.012	6.053	6.071	6.097	6.135
95-16	Yield	6.116	5.936	6.008	6.049	6.068	6.093	6.130
95-17	Yield	6.111	5.933	6.005	6.045	6.064	6.089	6.126
95-18	Yield	6.107	5.930	6.001	6.041	6.060	6.085	6.121
95-19	Yield	6.103	5.927	5.998	6.038	6.056	6.081	6.117
95-20	Yield	6.098	5.924	5.994	6.034	6.052	6.076	6.113
95-21	Yield	6.094	5.921	5.991	6.030	6.048	6.072	6.108
95-22	Yield	6.090	5.918	5.987	6.026	6.044	6.068	6.104
95-23	Yield	6.085	5.915	5.984	6.023	6.040	6.064	6.099
95-24	Yield	6.081	5.912	5.980	6.019	6.036	6.060	6.095
95-25	Yield	6.077	5.909	5.977	6.015	6.032	6.056	6.091
95-26	Yield	6.073	5.907	5.973	6.011	6.028	6.052	6.086
95-27	Yield	6.068	5.904	5.970	6.008	6.024	6.048	6.082
95-28	Yield	6.064	5.901	5.967	6.004	6.020	6.044	6.077
95-29	Yield	6.060	5.898	5.963	6.000	6.017	6.039	6.073
95-30	Yield	6.056	5.895	5.960	5.996	6.013	6.035	6.069
95-31	Yield	6.051	5.892	5.956	5.992	6.009	6.031	6.064
96-00	Yield	6.047	5.889	5.953	5.989	6.005	6.027	6.060

All information contained herein, whether regarding assets backing any securities discussed herein or otherwise, is preliminary and will be superseded by the applicable prospectus supplement and by any other information subsequently filed with the Securities and Exchange Commission ("SEC"). This material is for your private information and we are not soliciting any action based upon it. Certain transactions give rise to substantial risk and are not suitable for all investors. We, or persons involved in the preparation or issuance of this material, may from time to time, have long or short positions in, and buy or sell, securities, futures or options identical with or related to those mentioned herein. We make no representation that any transaction can or could be effected at the indicated prices. This material may be filed with the SEC and incorporated by reference into an effective registration statement previously filed with the SEC. Information contained in this material is current as of the date appearing on this material only. The information herein has been provided solely by Goldman, Sachs & Co., acting as underwriter and not as agent of the issuer or any of the issuer's affiliates, in reliance on information regarding the collateral furnished by the issuer. Neither the issuer of the certificates nor Goldman, Sachs & Co. nor any of their affiliates makes any representation as to the accuracy or completeness of the information herein. The information contained in this material may be based on assumptions regarding market conditions and other matters as reflected therein. We make no representations regarding the reasonableness of such assumptions or the likelihood that any of such assumptions will coincide with actual market conditions or events, and this material should not be relied upon for such purposes. In addition, we mutually agree that, subject to applicable law, you may disclose any and all aspects of any potential transaction or structure described herein that are necessary to support any U.S. federal income tax benefits, without Goldman Sachs imposing any limitation of any kind. Further information regarding this material may be obtained upon request.

CMO HYPO65 PAA Scenario Report (GS)



2.8 yr PAC1

Generated: 05/04/2004 10:29:06


Page 1 of 1

CUSIP	Monthly	As Of	5/04	Pricing	5/3/04	Original	70,000,000.00
Description:	PAC1			Settle	5/28/04	Balance	70,000,000.00
Coupon:	4.400%			Next Proj	6/25/04	Factor	1.00000000
Stated Band:	125-300	Effective Band:	N/A	Stated Final	0/0/00	Delay	24
Collateral:	Cpn 6.50	WAC 6.68	WAM 335	WALA 19			
Historical PSA's:	0/00=	0/00=	0/00=	3mo=	6mo=	12mo=	SI=
Curve:	3m=	6m=	1yr=	2yr=	3yr=	4yr=	5yr=
	7yr=	10yr=	30yr=				

Input	Output	CPR	CPR	CPR	CPR	CPR	CPR	CPR
PREPAY		10	20	30	40	50	60	70
	Av Life	3.544	3.218	2.174	1.570	1.182	0.910	0.704
Price	Window	6/04-10/12	6/04-5/11	6/04-8/08	6/04-5/07	6/04-8/06	6/04-1/06	6/04-9/05
99-22	Yield	4.447	4.447	4.450	4.453	4.458	4.462	4.469
99-23	Yield	4.437	4.436	4.434	4.432	4.430	4.427	4.423
99-24	Yield	4.427	4.425	4.419	4.411	4.402	4.391	4.377
99-25	Yield	4.417	4.415	4.403	4.390	4.374	4.355	4.330
99-26	Yield	4.407	4.404	4.388	4.369	4.346	4.319	4.284
99-27	Yield	4.397	4.393	4.372	4.348	4.319	4.283	4.238
99-28	Yield	4.387	4.382	4.357	4.327	4.291	4.247	4.192
99-29	Yield	4.377	4.371	4.341	4.306	4.263	4.212	4.147
99-30	Yield	4.367	4.360	4.326	4.284	4.235	4.176	4.101
99-31	Yield	4.357	4.350	4.310	4.263	4.208	4.140	4.055
100-00	Yield	4.347	4.339	4.295	4.242	4.180	4.105	4.009

All information contained herein, whether regarding assets backing any securities discussed herein or otherwise, is preliminary and will be superseded by the applicable prospectus supplement and by any other information subsequently filed with the Securities and Exchange Commission ("SEC"). This material is for your private information, and we are not soliciting any action based upon it. Certain transactions give rise to substantial risk and are not suitable for all investors. We, or persons involved in the preparation or issuance of this material, may from time to time, have long or short positions in, and buy or sell, securities, futures or options identical with or related to those mentioned herein. We make no representation that any transaction can or could be effected at the indicated prices. This material may be filed with the SEC and incorporated by reference into an effective registration statement previously filed with the SEC. Information contained in this material is current as of the date appearing on this material only. The information herein has been provided solely by Goldman, Sachs & Co., acting as underwriter and not as agent of the issuer or any of the issuer's affiliates, in reliance on information regarding the collateral furnished by the issuer. Neither the issuer of the certificates nor Goldman, Sachs & Co. nor any of their affiliates makes any representation as to the accuracy or completeness of the information herein. The information contained in this material may be based on assumptions regarding market conditions and other matters as reflected therein. We make no representations regarding the reasonableness of such assumptions or the likelihood that any of such assumptions will coincide with actual market conditions or events, and this material should not be relied upon for such purposes. In addition, we mutually agree that, subject to applicable law, you may disclose any and all aspects of any potential transaction or structure described herein that are necessary to support any U.S. federal income tax benefits, without Goldman Sachs imposing any limitation of any kind. Further information regarding this material may be obtained upon request.

CMO HYPO65 PAA Scenario Report (GS)



2.8 yr PAC1

Generated: 05/04/2004 10:29:27

Page 1 of 1


CUSIP	Monthly	As Of	5/04	Pricing	5/3/04	Original	70,000,000.00
Description:	PAC1			Settle	5/28/04	Balance	70,000,000.00
Coupon:	4.400%			Next Proj	6/25/04	Factor	1.00000000
Stated Band:	125-300	Effective Band:	N/A	Stated Final	0/0/00	Delay	24
Collateral:	Cpn 6.50 WAC 6.68 WAM 335 WALA 19						
Historical PSA's:	0/00=	0/00=	0/00=	3mo=	6mo=	12mo=	SI=
Curve:	3m=	6m=	1yr=	2yr=	3yr=	4yr=	5yr=
	7yr=	10yr=	30yr=				

Input	Output	PSA	PSA	PSA	PSA	PSA	PSA	PSA
PREPAY		400	100	125	150	600	900	1200
	Av Life	2.829	4.238	3.544	3.544	1.924	1.246	0.888
Price	Window	6/04-1/10	6/04-12/13	6/04-10/12	6/04-10/12	6/04-12/07	6/04-7/06	6/04-11/05
99-22	Yield	4.448	4.446	4.447	4.447	4.451	4.457	4.463
99-23	Yield	4.436	4.437	4.437	4.437	4.434	4.430	4.426
99-24	Yield	4.424	4.429	4.427	4.427	4.416	4.404	4.390
99-25	Yield	4.411	4.420	4.417	4.417	4.399	4.378	4.353
99-26	Yield	4.399	4.412	4.407	4.407	4.382	4.351	4.316
99-27	Yield	4.387	4.403	4.397	4.397	4.364	4.325	4.280
99-28	Yield	4.375	4.395	4.387	4.387	4.347	4.298	4.243
99-29	Yield	4.363	4.386	4.377	4.377	4.329	4.272	4.207
99-30	Yield	4.351	4.378	4.367	4.367	4.312	4.246	4.170
99-31	Yield	4.339	4.369	4.357	4.357	4.295	4.220	4.133
100-00	Yield	4.326	4.361	4.347	4.347	4.277	4.193	4.097

All information contained herein, whether regarding assets backing any securities discussed herein or otherwise, is preliminary and will be superseded by the applicable prospectus supplement and by any other information subsequently filed with the Securities and Exchange Commission ("SEC"). This material is for your private information, and we are not soliciting any action based upon it. Certain transactions give rise to substantial risk and are not suitable for all investors. We, or persons involved in the preparation or issuance of this material, may from time to time, have long or short positions in, and buy or sell, securities, futures or options identical with or related to those mentioned herein. We make no representation that any transaction can or could be effected at the indicated prices. This material may be filed with the SEC and incorporated by reference into an effective registration statement previously filed with the SEC. Information contained in this material is current as of the date appearing on this material only. The information herein has been provided solely by Goldman, Sachs & Co., acting as underwriter and not as agent of the issuer or any of the issuer's affiliates, in reliance on information regarding the collateral furnished by the issuer. Neither the issuer of the certificates nor Goldman, Sachs & Co. nor any of their affiliates makes any representation as to the accuracy or completeness of the information herein. The information contained in this material may be based on assumptions regarding market conditions and other matters as reflected therein. We make no representations regarding the reasonableness of such assumptions or the likelihood that any of such assumptions will coincide with actual market conditions or events, and this material should not be relied upon for such purposes. In addition, we mutually agree that, subject to applicable law, you may disclose any and all aspects of any potential transaction or structure described herein that are necessary to support any U.S. federal income tax benefits, without Goldman Sachs imposing any limitation of any kind. Further information regarding this material may be obtained upon request.

CMO GSR6FT2 V2 NAS

Scenario Report (GS)



10.8 yr

Generated: 05/19/2004 16:54:09

Page 1 of 1

CUSIP	Monthly	As Of	5/04	Pricing	5/19/04	Original	25,800,000.00
Description:				Settle	5/28/04	Balance	25,800,000.00
Coupon:	5.500%			Next Proj	6/25/04	Factor	1.00000000
Collateral:	Cpn 5.50 WAC 5.87 WAM 357 WALA 3			Stated Final	0/0/00	Delay	24
Historical PSA's:	0/00= 0/00= 0/00=	3mo= 6mo= 12mo=	SI=				
Curve:	3m= 6m= 1yr= 2yr= 3yr= 4yr= 5yr= 7yr= 10yr= 30yr=						

Input	Output	PSA	CPR	CPR	CPR	CPR	CPR	CPR	CPR
PREPAY		300	0	6	10	12	15	20	40
	Av Life	10.821	20.297	15.257	13.238	12.475	11.546	10.398	5.375
Price	Window	6/09-2/34	6/09-2/34	6/09-2/34	6/09-2/34	6/09-2/34	6/09-2/34	6/09-2/34	5/08-2/34
95-04	Yield	6.167	5.969	6.049	6.094	6.114	6.142	6.183	6.593
	Int Spr (I)	134/10.8	74/20.3	103/15.3	116/13.2	121/12.5	128/11.5	137/10.4	260/5.4
95-06	Yield	6.158	5.964	6.042	6.086	6.106	6.134	6.174	6.578
	Int Spr (I)	133/10.8	74/20.3	103/15.3	115/13.2	121/12.5	127/11.5	136/10.4	258/5.4
95-08	Yield	6.150	5.958	6.035	6.079	6.099	6.126	6.165	6.563
	Int Spr (I)	132/10.8	73/20.3	102/15.3	115/13.2	120/12.5	126/11.5	135/10.4	257/5.4
95-10	Yield	6.141	5.952	6.028	6.071	6.091	6.117	6.156	6.549
	Int Spr (I)	131/10.8	73/20.3	101/15.3	114/13.2	119/12.5	126/11.5	134/10.4	255/5.4
95-12	Yield	6.132	5.946	6.021	6.064	6.083	6.109	6.148	6.534
	Int Spr (I)	130/10.8	72/20.3	101/15.3	113/13.2	118/12.5	125/11.5	133/10.4	254/5.4
95-14	Yield	6.124	5.940	6.014	6.056	6.075	6.101	6.139	6.519
	Int Spr (I)	129/10.8	71/20.3	100/15.3	112/13.2	118/12.5	124/11.5	133/10.4	253/5.4
95-16	Yield	6.115	5.935	6.007	6.049	6.067	6.093	6.130	6.505
	Int Spr (I)	128/10.8	71/20.3	99/15.3	112/13.2	117/12.5	123/11.5	132/10.4	251/5.4
95-18	Yield	6.107	5.929	6.000	6.041	6.059	6.084	6.121	6.490
	Int Spr (I)	128/10.8	70/20.3	98/15.3	111/13.2	116/12.5	122/11.5	131/10.4	250/5.4
95-20	Yield	6.098	5.923	5.994	6.033	6.051	6.076	6.112	6.475
	Int Spr (I)	127/10.8	70/20.3	98/15.3	110/13.2	115/12.5	122/11.5	130/10.4	248/5.4
95-22	Yield	6.089	5.917	5.987	6.026	6.044	6.068	6.104	6.461
	Int Spr (I)	126/10.8	69/20.3	97/15.3	109/13.2	114/12.5	121/11.5	129/10.4	247/5.4
95-24	Yield	6.081	5.911	5.980	6.018	6.036	6.060	6.095	6.446
	Int Spr (I)	125/10.8	68/20.3	96/15.3	109/13.2	114/12.5	120/11.5	128/10.4	245/5.4

All information contained herein, whether regarding assets backing any securities discussed herein or otherwise, is preliminary and will be superseded by the applicable prospectus supplement and by any other information subsequently filed with the Securities and Exchange Commission ("SEC"). This material is for your private information, and we are not soliciting any action based upon it. Certain transactions give rise to substantial risk and are not suitable for all investors. We, or persons involved in the preparation or issuance of this material, may from time to time, have long or short positions in, and buy or sell, securities, futures or options identical with or related to those mentioned herein. We make no representation that any transaction can or could be effected at the indicated prices. This material may be filed with the SEC and incorporated by reference into an effective registration statement previously filed with the SEC. Information contained in this material is current as of the date appearing on this material only. The information herein has been provided solely by Goldman, Sachs & Co., acting as underwriter and not as agent of the issuer or any of the issuer's affiliates, in reliance on information regarding the collateral furnished by the issuer. Neither the issuer of the certificates nor Goldman, Sachs & Co. nor any of their affiliates makes any representation as to the accuracy or completeness of the information herein. The information contained in this material may be based on assumptions regarding market conditions and other matters as reflected therein. We make no representations regarding the reasonableness of such assumptions or the likelihood that any of such assumptions will coincide with actual market conditions or events, and this material should not be relied upon for such purposes. In addition, we mutually agree that, subject to applicable law, you may disclose any and all aspects of any potential transaction or structure described herein that are necessary to support any U.S. federal income tax benefits, without Goldman Sachs imposing any limitation of any kind. Further information regarding this material may be obtained upon request.

CMO GSR6FT2 V2 NAS

Scenario Report (GS)

Goldman
Sachs

10.8 yr

Generated: 05/19/2004 16:54:09

Page 1 of 1

CUSIP	Monthly	As Of	5/04	Pricing	5/19/04	Original	25,800,000.00
Description:				Settle	5/28/04	Balance	25,800,000.00
Coupon:	5.500%			Next Proj	6/25/04	Factor	1.00000000
Collateral:	Cpn 5.50 WAC 5.87 WAM 357 WALA 3			Stated Final	0/0/00	Delay	24
Historical PSA's:	0/00= 0/00= 0/00= 3mo= 6mo= 12mo= SI=						
Curve:	3m= 6m= 1yr= 2yr= 3yr= 4yr= 5yr= 7yr= 10yr= 30yr=						

Input	Output	PSA	CPR	CPR	CPR	CPR	CPR	CPR	CPR
PREPAY		300	0	6	10	12	15	20	40
	Av Life	10.821	20.297	15.257	13.238	12.475	11.546	10.398	5.375
Price	Window	6/09-2/34	6/09-2/34	6/09-2/34	6/09-2/34	6/09-2/34	6/09-2/34	6/09-2/34	5/08-2/34
95-04	Yield	6.167	5.969	6.049	6.094	6.114	6.142	6.183	6.593
	Int Spr (I)	134/10.8	74/20.3	103/15.3	116/13.2	121/12.5	128/11.5	137/10.4	260/5.4
95-06	Yield	6.158	5.964	6.042	6.086	6.106	6.134	6.174	6.578
	Int Spr (I)	133/10.8	74/20.3	103/15.3	115/13.2	121/12.5	127/11.5	136/10.4	258/5.4
95-08	Yield	6.150	5.958	6.035	6.079	6.099	6.126	6.165	6.563
	Int Spr (I)	132/10.8	73/20.3	102/15.3	115/13.2	120/12.5	126/11.5	135/10.4	257/5.4
95-10	Yield	6.141	5.952	6.028	6.071	6.091	6.117	6.156	6.549
	Int Spr (I)	131/10.8	73/20.3	101/15.3	114/13.2	119/12.5	126/11.5	134/10.4	255/5.4
95-12	Yield	6.132	5.946	6.021	6.064	6.083	6.109	6.148	6.534
	Int Spr (I)	130/10.8	72/20.3	101/15.3	113/13.2	118/12.5	125/11.5	133/10.4	254/5.4
95-14	Yield	6.124	5.940	6.014	6.056	6.075	6.101	6.139	6.519
	Int Spr (I)	129/10.8	71/20.3	100/15.3	112/13.2	118/12.5	124/11.5	133/10.4	253/5.4
95-16	Yield	6.115	5.935	6.007	6.049	6.067	6.093	6.130	6.505
	Int Spr (I)	128/10.8	71/20.3	99/15.3	112/13.2	117/12.5	123/11.5	132/10.4	251/5.4
95-18	Yield	6.107	5.929	6.000	6.041	6.059	6.084	6.121	6.490
	Int Spr (I)	128/10.8	70/20.3	98/15.3	111/13.2	116/12.5	122/11.5	131/10.4	250/5.4
95-20	Yield	6.098	5.923	5.994	6.033	6.051	6.076	6.112	6.475
	Int Spr (I)	127/10.8	70/20.3	98/15.3	110/13.2	115/12.5	122/11.5	130/10.4	248/5.4
95-22	Yield	6.089	5.917	5.987	6.026	6.044	6.068	6.104	6.461
	Int Spr (I)	126/10.8	69/20.3	97/15.3	109/13.2	114/12.5	121/11.5	129/10.4	247/5.4
95-24	Yield	6.081	5.911	5.980	6.018	6.036	6.060	6.095	6.446
	Int Spr (I)	125/10.8	68/20.3	96/15.3	109/13.2	114/12.5	120/11.5	128/10.4	245/5.4

All information contained herein, whether regarding assets backing any securities discussed herein or otherwise, is preliminary and will be superseded by the applicable prospectus supplement and by any other information subsequently filed with the Securities and Exchange Commission ("SEC"). This material is for your private information, and we are not soliciting any action based upon it. Certain transactions give rise to substantial risk and are not suitable for all investors. We, or persons involved in the preparation or issuance of this material, may from time to time, have long or short positions in, and buy or sell, securities, futures or options identical with or related to those mentioned herein. We make no representation that any transaction can or could be effected at the indicated prices. This material may be filed with the SEC and incorporated by reference into an effective registration statement previously filed with the SEC. Information contained in this material is current as of the date appearing on this material only. The information herein has been provided solely by Goldman, Sachs & Co., acting as underwriter and not as agent of the issuer or any of the issuer's affiliates, in reliance on information regarding the collateral furnished by the issuer. Neither the issuer of the certificates nor Goldman, Sachs & Co. nor any of their affiliates makes any representation as to the accuracy or completeness of the information herein. The information contained in this material may be based on assumptions regarding market conditions and other matters as reflected therein. We make no representations regarding the reasonableness of such assumptions or the likelihood that any of such assumptions will coincide with actual market conditions or events, and this material should not be relied upon for such purposes. In addition, we mutually agree that, subject to applicable law, you may disclose any and all aspects of any potential transaction or structure described herein that are necessary to support any U.S. federal income tax benefits, without Goldman Sachs imposing any limitation of any kind. Further information regarding this material may be obtained upon request.

gshypo65 - CF - 1 - 3A4 - 400 PSA

400 PSA

Period	Date	Principal	Interest	Cash Flow	Balance	Princ Writedown	Accrued Interest	Interest Shortfall	Accum Interest Shortfall	Coupon	Effective Coupon
Total		14,000,000.00	8,799,633.54	22,799,633.54		0	8,799,633.54	0	0	0	0
0	28-May-04	0	0	0	14,000,000.00	0	0	0	0	0	0
1	25-Jun-04	0	75,833.33	75,833.33	14,000,000.00	0	75,833.33	0	0	0	6.5
2	25-Jul-04	0	75,833.33	75,833.33	14,000,000.00	0	75,833.33	0	0	0	6.5
3	25-Aug-04	0	75,833.33	75,833.33	14,000,000.00	0	75,833.33	0	0	0	6.5
4	25-Sep-04	0	75,833.33	75,833.33	14,000,000.00	0	75,833.33	0	0	0	6.5
5	25-Oct-04	0	75,833.33	75,833.33	14,000,000.00	0	75,833.33	0	0	0	6.5
6	25-Nov-04	0	75,833.33	75,833.33	14,000,000.00	0	75,833.33	0	0	0	6.5
7	25-Dec-04	0	75,833.33	75,833.33	14,000,000.00	0	75,833.33	0	0	0	6.5
8	25-Jan-05	0	75,833.33	75,833.33	14,000,000.00	0	75,833.33	0	0	0	6.5
9	25-Feb-05	0	75,833.33	75,833.33	14,000,000.00	0	75,833.33	0	0	0	6.5
10	25-Mar-05	0	75,833.33	75,833.33	14,000,000.00	0	75,833.33	0	0	0	6.5
11	25-Apr-05	0	75,833.33	75,833.33	14,000,000.00	0	75,833.33	0	0	0	6.5
12	25-May-05	0	75,833.33	75,833.33	14,000,000.00	0	75,833.33	0	0	0	6.5
13	25-Jun-05	0	75,833.33	75,833.33	14,000,000.00	0	75,833.33	0	0	0	6.5
14	25-Jul-05	0	75,833.33	75,833.33	14,000,000.00	0	75,833.33	0	0	0	6.5
15	25-Aug-05	0	75,833.33	75,833.33	14,000,000.00	0	75,833.33	0	0	0	6.5
16	25-Sep-05	0	75,833.33	75,833.33	14,000,000.00	0	75,833.33	0	0	0	6.5
17	25-Oct-05	0	75,833.33	75,833.33	14,000,000.00	0	75,833.33	0	0	0	6.5
18	25-Nov-05	0	75,833.33	75,833.33	14,000,000.00	0	75,833.33	0	0	0	6.5
19	25-Dec-05	0	75,833.33	75,833.33	14,000,000.00	0	75,833.33	0	0	0	6.5
20	25-Jan-06	0	75,833.33	75,833.33	14,000,000.00	0	75,833.33	0	0	0	6.5
21	25-Feb-06	0	75,833.33	75,833.33	14,000,000.00	0	75,833.33	0	0	0	6.5
22	25-Mar-06	0	75,833.33	75,833.33	14,000,000.00	0	75,833.33	0	0	0	6.5
23	25-Apr-06	0	75,833.33	75,833.33	14,000,000.00	0	75,833.33	0	0	0	6.5
24	25-May-06	0	75,833.33	75,833.33	14,000,000.00	0	75,833.33	0	0	0	6.5
25	25-Jun-06	0	75,833.33	75,833.33	14,000,000.00	0	75,833.33	0	0	0	6.5
26	25-Jul-06	0	75,833.33	75,833.33	14,000,000.00	0	75,833.33	0	0	0	6.5
27	25-Aug-06	0	75,833.33	75,833.33	14,000,000.00	0	75,833.33	0	0	0	6.5
28	25-Sep-06	0	75,833.33	75,833.33	14,000,000.00	0	75,833.33	0	0	0	6.5
29	25-Oct-06	0	75,833.33	75,833.33	14,000,000.00	0	75,833.33	0	0	0	6.5
30	25-Nov-06	0	75,833.33	75,833.33	14,000,000.00	0	75,833.33	0	0	0	6.5
31	25-Dec-06	0	75,833.33	75,833.33	14,000,000.00	0	75,833.33	0	0	0	6.5
32	25-Jan-07	0	75,833.33	75,833.33	14,000,000.00	0	75,833.33	0	0	0	6.5

Disclaimer:

33	25-Feb-07	0	75,833.33	75,833.33	14,000,000.00	0	75,833.33	0	0	0	6.5
34	25-Mar-07	0	75,833.33	75,833.33	14,000,000.00	0	75,833.33	0	0	0	6.5
35	25-Apr-07	0	75,833.33	75,833.33	14,000,000.00	0	75,833.33	0	0	0	6.5
36	25-May-07	0	75,833.33	75,833.33	14,000,000.00	0	75,833.33	0	0	0	6.5
37	25-Jun-07	0	75,833.33	75,833.33	14,000,000.00	0	75,833.33	0	0	0	6.5
38	25-Jul-07	0	75,833.33	75,833.33	14,000,000.00	0	75,833.33	0	0	0	6.5
39	25-Aug-07	0	75,833.33	75,833.33	14,000,000.00	0	75,833.33	0	0	0	6.5
40	25-Sep-07	0	75,833.33	75,833.33	14,000,000.00	0	75,833.33	0	0	0	6.5
41	25-Oct-07	0	75,833.33	75,833.33	14,000,000.00	0	75,833.33	0	0	0	6.5
42	25-Nov-07	0	75,833.33	75,833.33	14,000,000.00	0	75,833.33	0	0	0	6.5
43	25-Dec-07	0	75,833.33	75,833.33	14,000,000.00	0	75,833.33	0	0	0	6.5
44	25-Jan-08	0	75,833.33	75,833.33	14,000,000.00	0	75,833.33	0	0	0	6.5
45	25-Feb-08	0	75,833.33	75,833.33	14,000,000.00	0	75,833.33	0	0	0	6.5
46	25-Mar-08	0	75,833.33	75,833.33	14,000,000.00	0	75,833.33	0	0	0	6.5
47	25-Apr-08	0	75,833.33	75,833.33	14,000,000.00	0	75,833.33	0	0	0	6.5
48	25-May-08	0	75,833.33	75,833.33	14,000,000.00	0	75,833.33	0	0	0	6.5
49	25-Jun-08	0	75,833.33	75,833.33	14,000,000.00	0	75,833.33	0	0	0	6.5
50	25-Jul-08	0	75,833.33	75,833.33	14,000,000.00	0	75,833.33	0	0	0	6.5
51	25-Aug-08	0	75,833.33	75,833.33	14,000,000.00	0	75,833.33	0	0	0	6.5
52	25-Sep-08	0	75,833.33	75,833.33	14,000,000.00	0	75,833.33	0	0	0	6.5
53	25-Oct-08	0	75,833.33	75,833.33	14,000,000.00	0	75,833.33	0	0	0	6.5
54	25-Nov-08	0	75,833.33	75,833.33	14,000,000.00	0	75,833.33	0	0	0	6.5
55	25-Dec-08	0	75,833.33	75,833.33	14,000,000.00	0	75,833.33	0	0	0	6.5
56	25-Jan-09	0	75,833.33	75,833.33	14,000,000.00	0	75,833.33	0	0	0	6.5
57	25-Feb-09	0	75,833.33	75,833.33	14,000,000.00	0	75,833.33	0	0	0	6.5
58	25-Mar-09	0	75,833.33	75,833.33	14,000,000.00	0	75,833.33	0	0	0	6.5
59	25-Apr-09	0	75,833.33	75,833.33	14,000,000.00	0	75,833.33	0	0	0	6.5
60	25-May-09	0	75,833.33	75,833.33	14,000,000.00	0	75,833.33	0	0	0	6.5
61	25-Jun-09	124,899.59	75,833.33	200,732.92	13,875,100.41	0	75,833.33	0	0	0	6.5
62	25-Jul-09	124,090.09	75,156.79	199,246.89	13,751,010.32	0	75,156.79	0	0	0	6.5
63	25-Aug-09	123,286.77	74,484.64	197,771.41	13,627,723.55	0	74,484.64	0	0	0	6.5
64	25-Sep-09	122,489.59	73,816.84	196,306.43	13,505,233.95	0	73,816.84	0	0	0	6.5
65	25-Oct-09	121,698.53	73,153.35	194,851.88	13,383,535.42	0	73,153.35	0	0	0	6.5
66	25-Nov-09	120,913.55	72,494.15	193,407.70	13,262,621.87	0	72,494.15	0	0	0	6.5
67	25-Dec-09	120,134.62	71,839.20	191,973.82	13,142,487.25	0	71,839.20	0	0	0	6.5
68	25-Jan-10	119,361.71	71,188.47	190,550.19	13,023,125.54	0	71,188.47	0	0	0	6.5
69	25-Feb-10	118,594.80	70,541.93	189,136.73	12,904,530.73	0	70,541.93	0	0	0	6.5
70	25-Mar-10	117,833.86	69,899.54	187,733.40	12,786,696.87	0	69,899.54	0	0	0	6.5
71	25-Apr-10	117,078.86	69,261.27	186,340.13	12,669,618.01	0	69,261.27	0	0	0	6.5
72	25-May-10	116,329.77	68,627.10	184,956.86	12,553,288.25	0	68,627.10	0	0	0	6.5
73	25-Jun-10	145,270.85	67,996.98	213,267.83	12,408,017.39	0	67,996.98	0	0	0	6.5

Disclaimer:

74	25-Jul-10	143,911.88	67,210.09	211,121.98	12,264,105.51	0	67,210.09	0	6.5	6.5
75	25-Aug-10	142,565.62	66,430.57	208,996.19	12,121,539.89	0	66,430.57	0	6.5	6.5
76	25-Sep-10	141,231.95	65,658.34	206,890.29	11,980,307.93	0	65,658.34	0	6.5	6.5
77	25-Oct-10	139,910.77	64,893.33	204,804.10	11,840,397.17	0	64,893.33	0	6.5	6.5
78	25-Nov-10	138,601.96	64,135.48	202,737.44	11,701,795.21	0	64,135.48	0	6.5	6.5
79	25-Dec-10	137,305.41	63,384.72	200,690.13	11,564,489.80	0	63,384.72	0	6.5	6.5
80	25-Jan-11	136,021.02	62,640.99	198,662.00	11,428,468.78	0	62,640.99	0	6.5	6.5
81	25-Feb-11	134,748.67	61,904.21	196,652.88	11,293,720.11	0	61,904.21	0	6.5	6.5
82	25-Mar-11	133,488.27	61,174.32	194,662.58	11,160,231.85	0	61,174.32	0	6.5	6.5
83	25-Apr-11	132,239.70	60,451.26	192,690.95	11,027,992.15	0	60,451.26	0	6.5	6.5
84	25-May-11	131,002.86	59,734.96	190,737.82	10,896,989.28	0	59,734.96	0	6.5	6.5
85	25-Jun-11	178,963.72	59,025.36	237,989.08	10,718,025.57	0	59,025.36	0	6.5	6.5
86	25-Jul-11	176,292.27	58,055.97	234,348.25	10,541,733.29	0	58,055.97	0	6.5	6.5
87	25-Aug-11	173,658.78	57,101.06	230,759.83	10,368,074.52	0	57,101.06	0	6.5	6.5
88	25-Sep-11	171,062.70	56,160.40	227,223.10	10,197,011.82	0	56,160.40	0	6.5	6.5
89	25-Oct-11	168,503.52	55,233.81	223,737.33	10,028,508.30	0	55,233.81	0	6.5	6.5
90	25-Nov-11	165,980.72	54,321.09	220,301.81	9,862,527.58	0	54,321.09	0	6.5	6.5
91	25-Dec-11	163,493.81	53,422.02	216,915.83	9,699,033.77	0	53,422.02	0	6.5	6.5
92	25-Jan-12	161,042.27	52,536.43	213,578.70	9,537,991.50	0	52,536.43	0	6.5	6.5
93	25-Feb-12	158,625.62	51,664.12	210,289.74	9,379,365.88	0	51,664.12	0	6.5	6.5
94	25-Mar-12	156,243.37	50,804.90	207,048.27	9,223,122.50	0	50,804.90	0	6.5	6.5
95	25-Apr-12	153,895.05	49,958.58	203,853.63	9,069,227.45	0	49,958.58	0	6.5	6.5
96	25-May-12	151,580.18	49,124.98	200,705.16	8,917,647.28	0	49,124.98	0	6.5	6.5
97	25-Jun-12	185,998.39	48,303.92	234,302.31	8,731,648.89	0	48,303.92	0	6.5	6.5
98	25-Jul-12	182,288.95	47,296.43	229,585.39	8,549,359.94	0	47,296.43	0	6.5	6.5
99	25-Aug-12	178,651.28	46,309.03	224,960.32	8,370,708.65	0	46,309.03	0	6.5	6.5
100	25-Sep-12	175,084.01	45,341.34	220,425.35	8,195,624.64	0	45,341.34	0	6.5	6.5
101	25-Oct-12	171,585.80	44,392.97	215,978.77	8,024,038.84	0	44,392.97	0	6.5	6.5
102	25-Nov-12	168,155.36	43,463.54	211,618.90	7,855,883.48	0	43,463.54	0	6.5	6.5
103	25-Dec-12	164,791.38	42,552.70	207,344.08	7,691,092.11	0	42,552.70	0	6.5	6.5
104	25-Jan-13	161,492.61	41,660.08	203,152.69	7,529,599.50	0	41,660.08	0	6.5	6.5
105	25-Feb-13	158,257.81	40,785.33	199,043.14	7,371,341.69	0	40,785.33	0	6.5	6.5
106	25-Mar-13	155,085.77	39,928.10	195,013.87	7,216,255.91	0	39,928.10	0	6.5	6.5
107	25-Apr-13	151,975.30	39,088.05	191,063.36	7,064,280.61	0	39,088.05	0	6.5	6.5
108	25-May-13	148,925.23	38,264.85	187,190.08	6,915,355.38	0	38,264.85	0	6.5	6.5
109	25-Jun-13	171,253.47	37,458.17	208,711.64	6,744,101.91	0	37,458.17	0	6.5	6.5
110	25-Jul-13	167,125.64	36,530.55	203,656.19	6,576,976.28	0	36,530.55	0	6.5	6.5
111	25-Aug-13	163,095.53	35,625.29	198,720.82	6,413,880.75	0	35,625.29	0	6.5	6.5
112	25-Sep-13	159,160.86	34,741.85	193,902.71	6,254,719.89	0	34,741.85	0	6.5	6.5
113	25-Oct-13	155,319.40	33,879.73	189,199.13	6,099,400.49	0	33,879.73	0	6.5	6.5
114	25-Nov-13	151,568.96	33,038.42	184,607.38	5,947,831.53	0	33,038.42	0	6.5	6.5

Disclaimer:

115	25-Dec-13	147,907.41	32,217.42	180,124.83	5,799,924.12	0	0	32,217.42	0	0	6.5
116	25-Jan-14	144,332.68	31,416.26	175,748.94	5,655,591.43	0	0	31,416.26	0	0	6.5
117	25-Feb-14	140,842.74	30,634.45	171,477.19	5,514,748.69	0	0	30,634.45	0	0	6.5
118	25-Mar-14	137,435.59	29,871.56	167,307.15	5,377,313.10	0	0	29,871.56	0	0	6.5
119	25-Apr-14	134,109.30	29,127.11	163,236.42	5,243,203.80	0	0	29,127.11	0	0	6.5
120	25-May-14	130,861.98	28,400.69	159,262.67	5,112,341.82	0	0	28,400.69	0	0	6.5
121	25-Jun-14	127,691.77	27,691.85	155,383.63	4,984,650.04	0	0	27,691.85	0	0	6.5
122	25-Jul-14	124,596.88	27,000.19	151,597.06	4,860,053.17	0	0	27,000.19	0	0	6.5
123	25-Aug-14	121,575.52	26,325.29	147,900.81	4,738,477.65	0	0	26,325.29	0	0	6.5
124	25-Sep-14	118,625.98	25,666.75	144,292.74	4,619,851.66	0	0	25,666.75	0	0	6.5
125	25-Oct-14	115,746.58	25,024.20	140,770.78	4,504,105.08	0	0	25,024.20	0	0	6.5
126	25-Nov-14	112,935.67	24,397.24	137,332.91	4,391,169.41	0	0	24,397.24	0	0	6.5
127	25-Dec-14	110,191.65	23,785.50	133,977.15	4,280,977.76	0	0	23,785.50	0	0	6.5
128	25-Jan-15	107,512.93	23,188.63	130,701.56	4,173,464.83	0	0	23,188.63	0	0	6.5
129	25-Feb-15	104,898.00	22,606.27	127,504.27	4,068,566.82	0	0	22,606.27	0	0	6.5
130	25-Mar-15	102,345.36	22,038.07	124,383.43	3,966,221.47	0	0	22,038.07	0	0	6.5
131	25-Apr-15	99,853.53	21,483.70	121,337.23	3,866,367.94	0	0	21,483.70	0	0	6.5
132	25-May-15	97,421.10	20,942.83	118,363.92	3,768,946.84	0	0	20,942.83	0	0	6.5
133	25-Jun-15	95,046.66	20,415.13	115,461.79	3,673,900.17	0	0	20,415.13	0	0	6.5
134	25-Jul-15	92,728.86	19,900.29	112,629.16	3,581,171.31	0	0	19,900.29	0	0	6.5
135	25-Aug-15	90,466.37	19,398.01	109,864.38	3,490,704.94	0	0	19,398.01	0	0	6.5
136	25-Sep-15	88,257.88	18,907.99	107,165.86	3,402,447.07	0	0	18,907.99	0	0	6.5
137	25-Oct-15	86,102.12	18,429.92	104,532.04	3,316,344.95	0	0	18,429.92	0	0	6.5
138	25-Nov-15	83,997.85	17,963.54	101,961.39	3,232,347.10	0	0	17,963.54	0	0	6.5
139	25-Dec-15	81,943.87	17,508.55	99,452.41	3,150,403.23	0	0	17,508.55	0	0	6.5
140	25-Jan-16	79,938.98	17,064.68	97,003.66	3,070,464.25	0	0	17,064.68	0	0	6.5
141	25-Feb-16	77,982.04	16,631.68	94,613.72	2,992,482.22	0	0	16,631.68	0	0	6.5
142	25-Mar-16	76,071.91	16,209.28	92,281.19	2,916,410.31	0	0	16,209.28	0	0	6.5
143	25-Apr-16	74,207.49	15,797.22	90,004.71	2,842,202.82	0	0	15,797.22	0	0	6.5
144	25-May-16	72,387.71	15,395.27	87,782.97	2,769,815.11	0	0	15,395.27	0	0	6.5
145	25-Jun-16	70,611.51	15,003.17	85,614.67	2,699,203.61	0	0	15,003.17	0	0	6.5
146	25-Jul-16	68,877.86	14,620.69	83,498.55	2,630,325.75	0	0	14,620.69	0	0	6.5
147	25-Aug-16	67,185.77	14,247.60	81,433.36	2,563,139.98	0	0	14,247.60	0	0	6.5
148	25-Sep-16	65,534.25	13,883.67	79,417.92	2,497,605.74	0	0	13,883.67	0	0	6.5
149	25-Oct-16	63,922.34	13,528.70	77,451.04	2,433,683.40	0	0	13,528.70	0	0	6.5
150	25-Nov-16	62,349.11	13,182.45	75,531.56	2,371,334.28	0	0	13,182.45	0	0	6.5
151	25-Dec-16	60,813.65	12,844.73	73,658.38	2,310,520.63	0	0	12,844.73	0	0	6.5
152	25-Jan-17	59,315.07	12,515.32	71,830.39	2,251,205.56	0	0	12,515.32	0	0	6.5
153	25-Feb-17	57,852.49	12,194.03	70,046.52	2,193,353.06	0	0	12,194.03	0	0	6.5
154	25-Mar-17	56,425.07	11,880.66	68,305.73	2,136,927.99	0	0	11,880.66	0	0	6.5
155	25-Apr-17	55,031.97	11,575.03	66,607.00	2,081,896.02	0	0	11,575.03	0	0	6.5

Disclaimer:

238	25-Mar-24	6,387.51	1,148.08	7,535.59	205,566.05	0	0	1,148.08	0	0	0	6.5
239	25-Apr-24	6,215.70	1,113.48	7,329.18	199,350.36	0	0	1,113.48	0	0	0	6.5
240	25-May-24	6,048.24	1,079.81	7,128.05	193,302.12	0	0	1,079.81	0	0	0	6.5
241	25-Jun-24	5,885.03	1,047.05	6,932.08	187,417.08	0	0	1,047.05	0	0	0	6.5
242	25-Jul-24	5,725.97	1,015.18	6,741.14	181,691.12	0	0	1,015.18	0	0	0	6.5
243	25-Aug-24	5,570.95	984.16	6,555.11	176,120.17	0	0	984.16	0	0	0	6.5
244	25-Sep-24	5,419.87	953.98	6,373.85	170,700.30	0	0	953.98	0	0	0	6.5
245	25-Oct-24	5,272.64	924.63	6,197.27	165,427.66	0	0	924.63	0	0	0	6.5
246	25-Nov-24	5,129.16	896.07	6,025.23	160,298.49	0	0	896.07	0	0	0	6.5
247	25-Dec-24	4,989.35	868.28	5,857.63	155,309.15	0	0	868.28	0	0	0	6.5
248	25-Jan-25	4,853.10	841.26	5,694.36	150,456.05	0	0	841.26	0	0	0	6.5
249	25-Feb-25	4,720.34	814.97	5,535.31	145,735.71	0	0	814.97	0	0	0	6.5
250	25-Mar-25	4,590.97	789.4	5,380.37	141,144.73	0	0	789.4	0	0	0	6.5
251	25-Apr-25	4,464.92	764.53	5,229.45	136,679.81	0	0	764.53	0	0	0	6.5
252	25-May-25	4,342.10	740.35	5,082.45	132,337.71	0	0	740.35	0	0	0	6.5
253	25-Jun-25	4,222.43	716.83	4,939.26	128,115.28	0	0	716.83	0	0	0	6.5
254	25-Jul-25	4,105.84	693.96	4,799.80	124,009.44	0	0	693.96	0	0	0	6.5
255	25-Aug-25	3,992.25	671.72	4,663.96	120,017.19	0	0	671.72	0	0	0	6.5
256	25-Sep-25	3,881.58	650.09	4,531.67	116,135.61	0	0	650.09	0	0	0	6.5
257	25-Oct-25	3,773.76	629.07	4,402.83	112,361.85	0	0	629.07	0	0	0	6.5
258	25-Nov-25	3,668.73	608.63	4,277.35	108,693.13	0	0	608.63	0	0	0	6.5
259	25-Dec-25	3,566.41	588.75	4,155.16	105,126.72	0	0	588.75	0	0	0	6.5
260	25-Jan-26	3,466.73	569.44	4,036.17	101,659.99	0	0	569.44	0	0	0	6.5
261	25-Feb-26	3,369.64	550.66	3,920.29	98,290.36	0	0	550.66	0	0	0	6.5
262	25-Mar-26	3,275.06	532.41	3,807.46	95,015.30	0	0	532.41	0	0	0	6.5
263	25-Apr-26	3,182.93	514.67	3,697.60	91,832.36	0	0	514.67	0	0	0	6.5
264	25-May-26	3,093.20	497.43	3,590.63	88,739.16	0	0	497.43	0	0	0	6.5
265	25-Jun-26	3,005.81	480.67	3,486.48	85,733.35	0	0	480.67	0	0	0	6.5
266	25-Jul-26	2,920.69	464.39	3,385.07	82,812.67	0	0	464.39	0	0	0	6.5
267	25-Aug-26	2,837.78	448.57	3,286.35	79,974.88	0	0	448.57	0	0	0	6.5
268	25-Sep-26	2,757.05	433.2	3,190.24	77,217.84	0	0	433.2	0	0	0	6.5
269	25-Oct-26	2,678.42	418.26	3,096.68	74,539.42	0	0	418.26	0	0	0	6.5
270	25-Nov-26	2,601.85	403.76	3,005.60	71,937.57	0	0	403.76	0	0	0	6.5
271	25-Dec-26	2,527.28	389.66	2,916.95	69,410.29	0	0	389.66	0	0	0	6.5
272	25-Jan-27	2,454.68	375.97	2,830.65	66,955.61	0	0	375.97	0	0	0	6.5
273	25-Feb-27	2,383.98	362.68	2,746.65	64,571.64	0	0	362.68	0	0	0	6.5
274	25-Mar-27	2,315.13	349.76	2,664.90	62,256.50	0	0	349.76	0	0	0	6.5
275	25-Apr-27	2,248.11	337.22	2,585.33	60,008.39	0	0	337.22	0	0	0	6.5
276	25-May-27	2,182.85	325.05	2,507.89	57,825.55	0	0	325.05	0	0	0	6.5
277	25-Jun-27	2,119.31	313.22	2,432.53	55,706.24	0	0	313.22	0	0	0	6.5
278	25-Jul-27	2,057.45	301.74	2,359.19	53,648.79	0	0	301.74	0	0	0	6.5

Disclaimer:

279	25-Aug-27	1,997.23	290.6	2,287.83	51,651.56	0	290.6	0	0	6.5	6.5
280	25-Sep-27	1,938.61	279.78	2,218.39	49,712.95	0	279.78	0	0	6.5	6.5
281	25-Oct-27	1,881.54	269.28	2,150.82	47,831.40	0	269.28	0	0	6.5	6.5
282	25-Nov-27	1,826.00	259.09	2,085.08	46,005.41	0	259.09	0	0	6.5	6.5
283	25-Dec-27	1,771.93	249.2	2,021.12	44,233.48	0	249.2	0	0	6.5	6.5
284	25-Jan-28	1,719.30	239.6	1,958.90	42,514.18	0	239.6	0	0	6.5	6.5
285	25-Feb-28	1,668.08	230.29	1,898.36	40,846.11	0	230.29	0	0	6.5	6.5
286	25-Mar-28	1,618.23	221.25	1,839.48	39,227.88	0	221.25	0	0	6.5	6.5
287	25-Apr-28	1,569.71	212.48	1,782.20	37,658.17	0	212.48	0	0	6.5	6.5
288	25-May-28	1,522.50	203.98	1,726.48	36,135.67	0	203.98	0	0	6.5	6.5
289	25-Jun-28	1,476.55	195.73	1,672.29	34,659.12	0	195.73	0	0	6.5	6.5
290	25-Jul-28	1,431.84	187.74	1,619.58	33,227.28	0	187.74	0	0	6.5	6.5
291	25-Aug-28	1,388.34	179.98	1,568.32	31,838.94	0	179.98	0	0	6.5	6.5
292	25-Sep-28	1,346.01	172.46	1,518.47	30,492.93	0	172.46	0	0	6.5	6.5
293	25-Oct-28	1,304.83	165.17	1,470.00	29,188.10	0	165.17	0	0	6.5	6.5
294	25-Nov-28	1,264.76	158.1	1,422.86	27,923.34	0	158.1	0	0	6.5	6.5
295	25-Dec-28	1,225.78	151.25	1,377.03	26,697.56	0	151.25	0	0	6.5	6.5
296	25-Jan-29	1,187.86	144.61	1,332.47	25,509.71	0	144.61	0	0	6.5	6.5
297	25-Feb-29	1,150.97	138.18	1,289.15	24,358.74	0	138.18	0	0	6.5	6.5
298	25-Mar-29	1,115.09	131.94	1,247.03	23,243.65	0	131.94	0	0	6.5	6.5
299	25-Apr-29	1,080.19	125.9	1,206.09	22,163.47	0	125.9	0	0	6.5	6.5
300	25-May-29	1,046.24	120.05	1,166.29	21,117.23	0	120.05	0	0	6.5	6.5
301	25-Jun-29	1,013.22	114.38	1,127.61	20,104.00	0	114.38	0	0	6.5	6.5
302	25-Jul-29	981.12	108.9	1,090.01	19,122.89	0	108.9	0	0	6.5	6.5
303	25-Aug-29	949.89	103.58	1,053.47	18,173.00	0	103.58	0	0	6.5	6.5
304	25-Sep-29	919.53	98.44	1,017.97	17,253.47	0	98.44	0	0	6.5	6.5
305	25-Oct-29	890.01	93.46	983.46	16,363.46	0	93.46	0	0	6.5	6.5
306	25-Nov-29	861.3	88.64	949.93	15,502.16	0	88.64	0	0	6.5	6.5
307	25-Dec-29	833.39	83.97	917.36	14,668.77	0	83.97	0	0	6.5	6.5
308	25-Jan-30	806.26	79.46	885.71	13,862.52	0	79.46	0	0	6.5	6.5
309	25-Feb-30	779.88	75.09	854.97	13,082.64	0	75.09	0	0	6.5	6.5
310	25-Mar-30	754.24	70.86	825.1	12,328.40	0	70.86	0	0	6.5	6.5
311	25-Apr-30	729.31	66.78	796.09	11,599.09	0	66.78	0	0	6.5	6.5
312	25-May-30	705.09	62.83	767.91	10,894.00	0	62.83	0	0	6.5	6.5
313	25-Jun-30	681.54	59.01	740.55	10,212.46	0	59.01	0	0	6.5	6.5
314	25-Jul-30	658.66	55.32	713.98	9,553.81	0	55.32	0	0	6.5	6.5
315	25-Aug-30	636.42	51.75	688.17	8,917.38	0	51.75	0	0	6.5	6.5
316	25-Sep-30	614.81	48.3	663.12	8,302.57	0	48.3	0	0	6.5	6.5
317	25-Oct-30	593.82	44.97	638.79	7,708.75	0	44.97	0	0	6.5	6.5
318	25-Nov-30	573.42	41.76	615.18	7,135.33	0	41.76	0	0	6.5	6.5
319	25-Dec-30	553.6	38.65	592.25	6,581.73	0	38.65	0	0	6.5	6.5

Disclaimer:

320	25-Jan-31	534.35	35.65	570	6,047.38	0	35.65	0	6.5	6.5
321	25-Feb-31	515.65	32.76	548.41	5,531.73	0	32.76	0	6.5	6.5
322	25-Mar-31	497.48	29.96	527.45	5,034.25	0	29.96	0	6.5	6.5
323	25-Apr-31	479.84	27.27	507.11	4,554.41	0	27.27	0	6.5	6.5
324	25-May-31	462.71	24.67	487.38	4,091.70	0	24.67	0	6.5	6.5
325	25-Jun-31	446.07	22.16	468.23	3,645.63	0	22.16	0	6.5	6.5
326	25-Jul-31	429.91	19.75	449.66	3,215.72	0	19.75	0	6.5	6.5
327	25-Aug-31	414.23	17.42	431.65	2,801.49	0	17.42	0	6.5	6.5
328	25-Sep-31	399	15.17	414.17	2,402.49	0	15.17	0	6.5	6.5
329	25-Oct-31	384.21	13.01	397.23	2,018.28	0	13.01	0	6.5	6.5
330	25-Nov-31	369.86	10.93	380.79	1,648.42	0	10.93	0	6.5	6.5
331	25-Dec-31	355.93	8.93	364.86	1,292.48	0	8.93	0	6.5	6.5
332	25-Jan-32	342.41	7	349.41	950.07	0	7	0	6.5	6.5
333	25-Feb-32	329.29	5.15	334.44	620.78	0	5.15	0	6.5	6.5
334	25-Mar-32	316.56	3.36	319.93	304.21	0	3.36	0	6.5	6.5
335	25-Apr-32	304.21	1.65	305.86	0	0	1.65	0	6.5	6.5

Disclaimer:

Disclaimer:

gshypo65 - CF - 1 - 3AA - 400 PSA

400 PSA

Period	Date	Principal	Interest	Cash Flow	Balance	Princ Writedown	Accrued Interest	Interest Shortfall	Accum Interest Shortfall	Coupon	Effective Coupon
Total		17,500,000.00	2,184,919.09	19,684,919.09			0	2,184,919.09	0		
0	28-May-04	0	0	0	17,500,000.00	0	0	0	0	0	0
1	25-Jun-04	183,991.50	64,166.67	248,158.16	17,316,008.50	0	64,166.67	0	0	0	4.4
2	25-Jul-04	190,845.44	63,492.03	254,337.47	17,125,163.06	0	63,492.03	0	0	0	4.4
3	25-Aug-04	197,596.64	62,792.26	260,388.90	16,927,566.42	0	62,792.26	0	0	0	4.4
4	25-Sep-04	204,240.85	62,067.74	266,308.59	16,723,325.57	0	62,067.74	0	0	0	4.4
5	25-Oct-04	210,773.89	61,318.86	272,092.75	16,512,551.68	0	61,318.86	0	0	0	4.4
6	25-Nov-04	217,191.71	60,546.02	277,737.73	16,295,359.98	0	60,546.02	0	0	0	4.4
7	25-Dec-04	223,490.34	59,749.65	283,239.99	16,071,869.64	0	59,749.65	0	0	0	4.4
8	25-Jan-05	229,665.93	58,930.19	288,596.12	15,842,203.70	0	58,930.19	0	0	0	4.4
9	25-Feb-05	235,714.74	58,088.08	293,802.82	15,606,488.96	0	58,088.08	0	0	0	4.4
10	25-Mar-05	241,633.13	57,223.79	298,856.93	15,364,855.83	0	57,223.79	0	0	0	4.4
11	25-Apr-05	247,417.62	56,337.80	303,755.42	15,117,438.21	0	56,337.80	0	0	0	4.4
12	25-May-05	245,767.84	55,430.61	301,198.45	14,871,670.37	0	55,430.61	0	0	0	4.4
13	25-Jun-05	244,128.70	54,529.46	298,658.16	14,627,541.67	0	54,529.46	0	0	0	4.4
14	25-Jul-05	242,500.14	53,634.32	296,134.46	14,385,041.53	0	53,634.32	0	0	0	4.4
15	25-Aug-05	240,882.07	52,745.15	293,627.22	14,144,159.46	0	52,745.15	0	0	0	4.4
16	25-Sep-05	239,274.44	51,861.92	291,136.36	13,904,885.02	0	51,861.92	0	0	0	4.4
17	25-Oct-05	237,677.17	50,984.58	288,661.75	13,667,207.85	0	50,984.58	0	0	0	4.4
18	25-Nov-05	236,090.20	50,113.10	286,203.30	13,431,117.65	0	50,113.10	0	0	0	4.4
19	25-Dec-05	234,513.46	49,247.43	283,760.89	13,196,604.19	0	49,247.43	0	0	0	4.4
20	25-Jan-06	232,946.88	48,387.55	281,334.43	12,963,657.31	0	48,387.55	0	0	0	4.4
21	25-Feb-06	231,390.40	47,533.41	278,923.81	12,732,266.91	0	47,533.41	0	0	0	4.4
22	25-Mar-06	229,843.94	46,684.98	276,528.92	12,502,422.97	0	46,684.98	0	0	0	4.4
23	25-Apr-06	228,307.46	45,842.22	274,149.68	12,274,115.52	0	45,842.22	0	0	0	4.4
24	25-May-06	226,780.87	45,005.09	271,785.96	12,047,334.64	0	45,005.09	0	0	0	4.4
25	25-Jun-06	225,264.12	44,173.56	269,437.68	11,822,070.52	0	44,173.56	0	0	0	4.4
26	25-Jul-06	223,757.14	43,347.59	267,104.73	11,598,313.38	0	43,347.59	0	0	0	4.4
27	25-Aug-06	222,259.87	42,527.15	264,787.02	11,376,053.51	0	42,527.15	0	0	0	4.4
28	25-Sep-06	220,772.24	41,712.20	262,484.44	11,155,281.27	0	41,712.20	0	0	0	4.4
29	25-Oct-06	314,066.57	40,902.70	354,969.27	10,841,214.70	0	40,902.70	0	0	0	4.4
30	25-Nov-06	434,371.53	39,751.12	474,122.65	10,406,843.17	0	39,751.12	0	0	0	4.4
31	25-Dec-06	424,132.26	38,158.42	462,290.69	9,982,710.91	0	38,158.42	0	0	0	4.4

Disclaimer:

32	25-Jan-07	414,130.87	36,603.27	450,734.15	9,568,580.03	0	36,603.27	0	0	0	4.4
33	25-Feb-07	404,361.87	35,084.79	439,446.67	9,164,218.16	0	35,084.79	0	0	0	4.4
34	25-Mar-07	394,819.89	33,602.13	428,422.02	8,769,398.27	0	33,602.13	0	0	0	4.4
35	25-Apr-07	385,499.68	32,154.46	417,654.14	8,383,898.59	0	32,154.46	0	0	0	4.4
36	25-May-07	376,396.13	30,740.96	407,137.09	8,007,502.46	0	30,740.96	0	0	0	4.4
37	25-Jun-07	367,504.23	29,360.84	396,865.07	7,639,998.23	0	29,360.84	0	0	0	4.4
38	25-Jul-07	358,819.09	28,013.33	386,832.41	7,281,179.14	0	28,013.33	0	0	0	4.4
39	25-Aug-07	350,335.92	26,697.66	377,033.58	6,930,843.22	0	26,697.66	0	0	0	4.4
40	25-Sep-07	342,050.08	25,413.09	367,463.17	6,588,793.14	0	25,413.09	0	0	0	4.4
41	25-Oct-07	333,956.98	24,158.91	358,115.89	6,254,836.16	0	24,158.91	0	0	0	4.4
42	25-Nov-07	326,052.18	22,934.40	348,986.58	5,928,783.98	0	22,934.40	0	0	0	4.4
43	25-Dec-07	318,331.33	21,738.87	340,070.21	5,610,452.64	0	21,738.87	0	0	0	4.4
44	25-Jan-08	310,790.17	20,571.66	331,361.83	5,299,662.48	0	20,571.66	0	0	0	4.4
45	25-Feb-08	303,424.54	19,432.10	322,856.64	4,996,237.94	0	19,432.10	0	0	0	4.4
46	25-Mar-08	296,230.39	18,319.54	314,549.93	4,700,007.55	0	18,319.54	0	0	0	4.4
47	25-Apr-08	289,203.74	17,233.36	306,437.10	4,410,803.81	0	17,233.36	0	0	0	4.4
48	25-May-08	282,340.73	16,172.95	298,513.68	4,128,463.07	0	16,172.95	0	0	0	4.4
49	25-Jun-08	275,637.57	15,137.70	290,775.26	3,852,825.51	0	15,137.70	0	0	0	4.4
50	25-Jul-08	269,090.55	14,127.03	283,217.58	3,583,734.96	0	14,127.03	0	0	0	4.4
51	25-Aug-08	262,696.06	13,140.36	275,836.42	3,321,038.90	0	13,140.36	0	0	0	4.4
52	25-Sep-08	256,450.58	12,177.14	268,627.72	3,064,588.32	0	12,177.14	0	0	0	4.4
53	25-Oct-08	250,350.65	11,236.82	261,587.47	2,814,237.67	0	11,236.82	0	0	0	4.4
54	25-Nov-08	244,392.90	10,318.87	254,711.77	2,569,844.77	0	10,318.87	0	0	0	4.4
55	25-Dec-08	238,574.03	9,422.76	247,996.80	2,331,270.74	0	9,422.76	0	0	0	4.4
56	25-Jan-09	232,890.84	8,547.99	241,438.83	2,096,379.90	0	8,547.99	0	0	0	4.4
57	25-Feb-09	227,340.18	7,694.06	235,034.24	1,871,039.72	0	7,694.06	0	0	0	4.4
58	25-Mar-09	221,918.97	6,860.48	228,779.45	1,649,120.75	0	6,860.48	0	0	0	4.4
59	25-Apr-09	216,624.22	6,046.78	222,671.00	1,432,496.53	0	6,046.78	0	0	0	4.4
60	25-May-09	211,452.99	5,252.49	216,705.48	1,221,043.54	0	5,252.49	0	0	0	4.4
61	25-Jun-09	168,584.76	4,477.16	173,061.92	1,052,458.78	0	4,477.16	0	0	0	4.4
62	25-Jul-09	163,919.60	3,859.02	167,778.62	888,539.18	0	3,859.02	0	0	0	4.4
63	25-Aug-09	159,367.69	3,257.98	162,625.67	729,171.49	0	3,257.98	0	0	0	4.4
64	25-Sep-09	154,926.37	2,673.63	157,600.00	574,245.12	0	2,673.63	0	0	0	4.4
65	25-Oct-09	150,593.04	2,105.57	152,698.60	423,652.08	0	2,105.57	0	0	0	4.4
66	25-Nov-09	146,365.15	1,553.39	147,918.54	277,286.93	0	1,553.39	0	0	0	4.4
67	25-Dec-09	142,240.24	1,016.72	143,256.96	135,046.69	0	1,016.72	0	0	0	4.4
68	25-Jan-10	135,046.69	495.17	135,541.87	0	0	495.17	0	0	0	4.4

Disclaimer:

Disclaimer:

gshypo65 - CF - 1 - 3AB - 400 PSA

400 PSA

Period	Date	Principal	Interest	Cash Flow	Balance	Princ Writedown	Accrued Interest	Interest Shortfall	Accum Interest Shortfall	Coupon	Effective Coupon
Total		17,500,000.00	2,234,576.34	19,734,576.34			2,234,576.34	0	0	0	0
0	28-May-04	0	0	0	17,500,000.00		0	0	0	0	0
1	25-Jun-04	183,991.50	65,625.00	249,616.50	17,316,008.50		65,625.00	0	0	0	4.5
2	25-Jul-04	190,845.44	64,935.03	255,780.47	17,125,163.06		64,935.03	0	0	0	4.5
3	25-Aug-04	197,596.64	64,219.36	261,816.00	16,927,566.42		64,219.36	0	0	0	4.5
4	25-Sep-04	204,240.85	63,478.37	267,719.22	16,723,325.57		63,478.37	0	0	0	4.5
5	25-Oct-04	210,773.89	62,712.47	273,486.36	16,512,551.68		62,712.47	0	0	0	4.5
6	25-Nov-04	217,191.71	61,922.07	279,113.78	16,295,359.98		61,922.07	0	0	0	4.5
7	25-Dec-04	223,490.34	61,107.60	284,597.94	16,071,869.64		61,107.60	0	0	0	4.5
8	25-Jan-05	229,665.93	60,269.51	289,935.44	15,842,203.70		60,269.51	0	0	0	4.5
9	25-Feb-05	235,714.74	59,408.26	295,123.00	15,606,488.96		59,408.26	0	0	0	4.5
10	25-Mar-05	241,633.13	58,524.33	300,157.47	15,364,855.83		58,524.33	0	0	0	4.5
11	25-Apr-05	247,417.62	57,618.21	305,035.82	15,117,438.21		57,618.21	0	0	0	4.5
12	25-May-05	245,767.84	56,690.39	302,458.23	14,871,670.37		56,690.39	0	0	0	4.5
13	25-Jun-05	244,128.70	55,768.76	299,897.47	14,627,541.67		55,768.76	0	0	0	4.5
14	25-Jul-05	242,500.14	54,853.28	297,353.42	14,385,041.53		54,853.28	0	0	0	4.5
15	25-Aug-05	240,882.07	53,943.91	294,825.98	14,144,159.46		53,943.91	0	0	0	4.5
16	25-Sep-05	239,274.44	53,040.60	292,315.04	13,904,885.02		53,040.60	0	0	0	4.5
17	25-Oct-05	237,677.17	52,143.32	289,820.49	13,667,207.85		52,143.32	0	0	0	4.5
18	25-Nov-05	236,090.20	51,252.03	287,342.23	13,431,117.65		51,252.03	0	0	0	4.5
19	25-Dec-05	234,513.46	50,366.69	284,880.15	13,196,604.19		50,366.69	0	0	0	4.5
20	25-Jan-06	232,946.88	49,487.27	282,434.14	12,963,657.31		49,487.27	0	0	0	4.5
21	25-Feb-06	231,390.40	48,613.71	280,004.11	12,732,266.91		48,613.71	0	0	0	4.5
22	25-Mar-06	229,843.94	47,746.00	277,589.94	12,502,422.97		47,746.00	0	0	0	4.5
23	25-Apr-06	228,307.46	46,884.09	275,191.54	12,274,115.52		46,884.09	0	0	0	4.5
24	25-May-06	226,780.87	46,027.93	272,808.81	12,047,334.64		46,027.93	0	0	0	4.5
25	25-Jun-06	225,264.12	45,177.50	270,441.62	11,822,070.52		45,177.50	0	0	0	4.5
26	25-Jul-06	223,757.14	44,332.76	268,089.90	11,598,313.38		44,332.76	0	0	0	4.5
27	25-Aug-06	222,259.87	43,493.68	265,753.55	11,376,053.51		43,493.68	0	0	0	4.5
28	25-Sep-06	220,772.24	42,660.20	263,432.45	11,155,281.27		42,660.20	0	0	0	4.5
29	25-Oct-06	314,066.57	41,832.30	355,898.87	10,841,214.70		41,832.30	0	0	0	4.5
30	25-Nov-06	434,371.53	40,654.56	475,026.08	10,406,843.17		40,654.56	0	0	0	4.5
31	25-Dec-06	424,132.26	39,025.66	463,157.92	9,982,710.91		39,025.66	0	0	0	4.5
32	25-Jan-07	414,130.87	37,435.17	451,566.04	9,568,580.03		37,435.17	0	0	0	4.5

Disclaimer:

33	25-Feb-07	404,361.87	35,882.18	440,244.05	9,164,218.16	0	0	35,882.18	0	0	0	4.5
34	25-Mar-07	394,819.89	34,365.82	429,185.71	8,769,398.27	0	0	34,365.82	0	0	0	4.5
35	25-Apr-07	385,499.68	32,885.24	418,384.93	8,383,898.59	0	0	32,885.24	0	0	0	4.5
36	25-May-07	376,396.13	31,439.62	407,835.75	8,007,502.46	0	0	31,439.62	0	0	0	4.5
37	25-Jun-07	367,504.23	30,028.13	397,532.36	7,639,998.23	0	0	30,028.13	0	0	0	4.5
38	25-Jul-07	358,819.09	28,649.99	387,469.08	7,281,179.14	0	0	28,649.99	0	0	0	4.5
39	25-Aug-07	350,335.92	27,304.42	377,640.35	6,930,843.22	0	0	27,304.42	0	0	0	4.5
40	25-Sep-07	342,050.08	25,990.66	368,040.74	6,588,793.14	0	0	25,990.66	0	0	0	4.5
41	25-Oct-07	333,956.98	24,707.97	358,664.96	6,254,836.16	0	0	24,707.97	0	0	0	4.5
42	25-Nov-07	326,052.18	23,455.64	349,507.82	5,928,783.98	0	0	23,455.64	0	0	0	4.5
43	25-Dec-07	318,331.33	22,232.94	340,564.27	5,610,452.64	0	0	22,232.94	0	0	0	4.5
44	25-Jan-08	310,790.17	21,039.20	331,829.37	5,299,662.48	0	0	21,039.20	0	0	0	4.5
45	25-Feb-08	303,424.54	19,873.73	323,298.27	4,996,237.94	0	0	19,873.73	0	0	0	4.5
46	25-Mar-08	296,230.39	18,735.89	314,966.28	4,700,007.55	0	0	18,735.89	0	0	0	4.5
47	25-Apr-08	289,203.74	17,625.03	306,828.77	4,410,803.81	0	0	17,625.03	0	0	0	4.5
48	25-May-08	282,340.73	16,540.51	298,881.25	4,128,463.07	0	0	16,540.51	0	0	0	4.5
49	25-Jun-08	275,637.57	15,481.74	291,119.30	3,852,825.51	0	0	15,481.74	0	0	0	4.5
50	25-Jul-08	269,090.55	14,448.10	283,538.64	3,583,734.96	0	0	14,448.10	0	0	0	4.5
51	25-Aug-08	262,696.06	13,439.01	276,135.07	3,321,038.90	0	0	13,439.01	0	0	0	4.5
52	25-Sep-08	256,450.58	12,453.90	268,904.48	3,064,588.32	0	0	12,453.90	0	0	0	4.5
53	25-Oct-08	250,350.65	11,492.21	261,842.85	2,814,237.67	0	0	11,492.21	0	0	0	4.5
54	25-Nov-08	244,392.90	10,553.39	254,946.29	2,569,844.77	0	0	10,553.39	0	0	0	4.5
55	25-Dec-08	238,574.03	9,636.92	248,210.95	2,331,270.74	0	0	9,636.92	0	0	0	4.5
56	25-Jan-09	232,890.84	8,742.27	241,633.11	2,098,379.90	0	0	8,742.27	0	0	0	4.5
57	25-Feb-09	227,340.18	7,868.92	235,209.10	1,871,039.72	0	0	7,868.92	0	0	0	4.5
58	25-Mar-09	221,918.97	7,016.40	228,935.37	1,649,120.75	0	0	7,016.40	0	0	0	4.5
59	25-Apr-09	216,624.22	6,184.20	222,808.42	1,432,496.53	0	0	6,184.20	0	0	0	4.5
60	25-May-09	211,452.99	5,371.86	216,824.86	1,221,043.54	0	0	5,371.86	0	0	0	4.5
61	25-Jun-09	168,584.76	4,578.91	173,163.67	1,052,458.78	0	0	4,578.91	0	0	0	4.5
62	25-Jul-09	163,919.60	3,946.72	167,866.32	888,539.18	0	0	3,946.72	0	0	0	4.5
63	25-Aug-09	159,367.69	3,332.02	162,699.71	729,171.49	0	0	3,332.02	0	0	0	4.5
64	25-Sep-09	154,926.37	2,734.39	157,660.76	574,245.12	0	0	2,734.39	0	0	0	4.5
65	25-Oct-09	150,593.04	2,153.42	152,746.45	423,652.08	0	0	2,153.42	0	0	0	4.5
66	25-Nov-09	146,365.15	1,588.70	147,953.85	277,286.93	0	0	1,588.70	0	0	0	4.5
67	25-Dec-09	142,240.24	1,039.83	143,280.06	135,046.69	0	0	1,039.83	0	0	0	4.5
68	25-Jan-10	135,046.69	506.43	135,553.12	0	0	506.43	0	0	0	0	4.5

Disclaimer:

Disclaimer:

gshypo65 - CF - 1 - 3AC - 400 PSA

400 PSA

Period	Date	Principal	Interest	Cash Flow	Balance	Princ Writedown	Accrued Interest	Interest Shortfall	Accum Interest Shortfall	Coupon	Effective Coupon
Total		17,500,000.00	2,284,233.59	19,784,233.59		0	2,284,233.59	0	0	0	0
0	28-May-04	0	0	0	17,500,000.00	0	0	0	0	0	0
1	25-Jun-04	183,991.50	67,083.33	251,074.83	17,316,008.50	0	67,083.33	0	0	0	4.6
2	25-Jul-04	190,845.44	66,378.03	257,223.47	17,125,163.06	0	66,378.03	0	0	0	4.6
3	25-Aug-04	197,596.64	65,646.46	263,243.10	16,927,566.42	0	65,646.46	0	0	0	4.6
4	25-Sep-04	204,240.85	64,889.00	269,129.85	16,723,325.57	0	64,889.00	0	0	0	4.6
5	25-Oct-04	210,773.89	64,106.08	274,879.97	16,512,551.68	0	64,106.08	0	0	0	4.6
6	25-Nov-04	217,191.71	63,298.11	280,489.82	16,295,359.98	0	63,298.11	0	0	0	4.6
7	25-Dec-04	223,490.34	62,465.55	285,955.89	16,071,869.64	0	62,465.55	0	0	0	4.6
8	25-Jan-05	229,665.93	61,608.83	291,274.77	15,842,203.70	0	61,608.83	0	0	0	4.6
9	25-Feb-05	235,714.74	60,728.45	296,443.19	15,606,488.96	0	60,728.45	0	0	0	4.6
10	25-Mar-05	241,633.13	59,824.87	301,458.01	15,364,855.83	0	59,824.87	0	0	0	4.6
11	25-Apr-05	247,417.62	58,898.61	306,316.23	15,117,438.21	0	58,898.61	0	0	0	4.6
12	25-May-05	245,767.84	57,950.18	303,718.02	14,871,670.37	0	57,950.18	0	0	0	4.6
13	25-Jun-05	244,128.70	57,008.07	301,136.77	14,627,541.67	0	57,008.07	0	0	0	4.6
14	25-Jul-05	242,500.14	56,072.24	298,572.38	14,385,041.53	0	56,072.24	0	0	0	4.6
15	25-Aug-05	240,882.07	55,142.66	296,024.73	14,144,159.46	0	55,142.66	0	0	0	4.6
16	25-Sep-05	239,274.44	54,219.28	293,493.72	13,904,885.02	0	54,219.28	0	0	0	4.6
17	25-Oct-05	237,677.17	53,302.06	290,979.23	13,667,207.85	0	53,302.06	0	0	0	4.6
18	25-Nov-05	236,090.20	52,390.96	288,481.16	13,431,117.65	0	52,390.96	0	0	0	4.6
19	25-Dec-05	234,513.46	51,485.95	285,999.41	13,196,604.19	0	51,485.95	0	0	0	4.6
20	25-Jan-06	232,946.88	50,586.98	283,533.86	12,963,657.31	0	50,586.98	0	0	0	4.6
21	25-Feb-06	231,390.40	49,694.02	281,084.41	12,732,266.91	0	49,694.02	0	0	0	4.6
22	25-Mar-06	229,843.94	48,807.02	278,650.97	12,502,422.97	0	48,807.02	0	0	0	4.6
23	25-Apr-06	228,307.46	47,925.95	276,233.41	12,274,115.52	0	47,925.95	0	0	0	4.6
24	25-May-06	226,780.87	47,050.78	273,831.65	12,047,334.64	0	47,050.78	0	0	0	4.6
25	25-Jun-06	225,264.12	46,181.45	271,445.57	11,822,070.52	0	46,181.45	0	0	0	4.6
26	25-Jul-06	223,757.14	45,317.94	269,075.08	11,598,313.38	0	45,317.94	0	0	0	4.6
27	25-Aug-06	222,259.87	44,460.20	266,720.07	11,376,053.51	0	44,460.20	0	0	0	4.6
28	25-Sep-06	220,772.24	43,608.21	264,380.45	11,155,281.27	0	43,608.21	0	0	0	4.6
29	25-Oct-06	314,066.57	42,761.91	356,828.48	10,841,214.70	0	42,761.91	0	0	0	4.6
30	25-Nov-06	434,371.53	41,557.99	475,929.52	10,406,843.17	0	41,557.99	0	0	0	4.6
31	25-Dec-06	424,132.26	39,892.90	464,025.16	9,982,710.91	0	39,892.90	0	0	0	4.6
32	25-Jan-07	414,130.87	38,267.06	452,397.93	9,568,580.03	0	38,267.06	0	0	0	4.6

Disclaimer:

33	25-Feb-07	404,361.87	36,679.56	441,041.43	9,164,218.16	0	36,679.56	0	0	4.6	4.6
34	25-Mar-07	394,819.89	35,129.50	429,949.39	8,769,399.27	0	35,129.50	0	0	4.6	4.6
35	25-Apr-07	385,499.68	33,616.03	419,115.71	8,383,899.59	0	33,616.03	0	0	4.6	4.6
36	25-May-07	376,396.13	32,138.28	408,534.41	8,007,502.46	0	32,138.28	0	0	4.6	4.6
37	25-Jun-07	367,504.23	30,695.43	398,199.66	7,639,998.23	0	30,695.43	0	0	4.6	4.6
38	25-Jul-07	358,819.09	29,286.66	388,105.75	7,281,179.14	0	29,286.66	0	0	4.6	4.6
39	25-Aug-07	350,335.92	27,911.19	378,247.11	6,930,843.22	0	27,911.19	0	0	4.6	4.6
40	25-Sep-07	342,050.08	26,568.23	368,618.31	6,588,793.14	0	26,568.23	0	0	4.6	4.6
41	25-Oct-07	333,956.98	25,257.04	359,214.02	6,254,836.16	0	25,257.04	0	0	4.6	4.6
42	25-Nov-07	326,052.18	23,976.87	350,029.06	5,928,783.98	0	23,976.87	0	0	4.6	4.6
43	25-Dec-07	318,331.33	22,727.01	341,058.34	5,610,452.64	0	22,727.01	0	0	4.6	4.6
44	25-Jan-08	310,790.17	21,506.74	332,296.90	5,299,662.48	0	21,506.74	0	0	4.6	4.6
45	25-Feb-08	303,424.54	20,315.37	323,739.91	4,996,237.94	0	20,315.37	0	0	4.6	4.6
46	25-Mar-08	296,230.39	19,152.25	315,382.63	4,700,007.55	0	19,152.25	0	0	4.6	4.6
47	25-Apr-08	289,203.74	18,016.70	307,220.44	4,410,803.81	0	18,016.70	0	0	4.6	4.6
48	25-May-08	282,340.73	16,908.08	299,248.81	4,128,463.07	0	16,908.08	0	0	4.6	4.6
49	25-Jun-08	275,637.57	15,825.78	291,463.34	3,852,823.51	0	15,825.78	0	0	4.6	4.6
50	25-Jul-08	269,090.55	14,769.16	283,859.71	3,583,734.96	0	14,769.16	0	0	4.6	4.6
51	25-Aug-08	262,696.06	13,737.65	276,433.71	3,321,038.90	0	13,737.65	0	0	4.6	4.6
52	25-Sep-08	256,450.58	12,730.65	269,181.23	3,064,588.32	0	12,730.65	0	0	4.6	4.6
53	25-Oct-08	250,350.65	11,747.59	262,098.24	2,814,237.67	0	11,747.59	0	0	4.6	4.6
54	25-Nov-08	244,392.90	10,787.91	255,180.81	2,569,844.77	0	10,787.91	0	0	4.6	4.6
55	25-Dec-08	238,574.03	9,851.07	248,425.10	2,331,270.74	0	9,851.07	0	0	4.6	4.6
56	25-Jan-09	232,890.84	8,936.54	241,827.38	2,088,379.90	0	8,936.54	0	0	4.6	4.6
57	25-Feb-09	227,340.18	8,043.79	235,383.97	1,871,039.72	0	8,043.79	0	0	4.6	4.6
58	25-Mar-09	221,918.97	7,172.32	229,091.29	1,649,120.75	0	7,172.32	0	0	4.6	4.6
59	25-Apr-09	216,624.22	6,321.63	222,945.85	1,432,496.53	0	6,321.63	0	0	4.6	4.6
60	25-May-09	211,452.99	5,491.24	216,944.23	1,221,043.54	0	5,491.24	0	0	4.6	4.6
61	25-Jun-09	168,584.76	4,680.67	173,265.42	1,052,458.78	0	4,680.67	0	0	4.6	4.6
62	25-Jul-09	163,919.60	4,034.43	167,954.03	888,539.18	0	4,034.43	0	0	4.6	4.6
63	25-Aug-09	159,367.69	3,406.07	162,773.76	729,171.49	0	3,406.07	0	0	4.6	4.6
64	25-Sep-09	154,926.37	2,795.16	157,721.53	574,245.12	0	2,795.16	0	0	4.6	4.6
65	25-Oct-09	150,593.04	2,201.27	152,794.31	423,652.08	0	2,201.27	0	0	4.6	4.6
66	25-Nov-09	146,365.15	1,624.00	147,989.15	277,286.93	0	1,624.00	0	0	4.6	4.6
67	25-Dec-09	142,240.24	1,062.93	143,303.17	135,046.69	0	1,062.93	0	0	4.6	4.6
68	25-Jan-10	135,046.69	517.68	135,564.37	0	0	517.68	0	0	4.6	4.6

Disclaimer:

Disclaimer:

gshypo65 - CF - 1 - 3AD - 400 PSA

400 PSA

Period	Date	Principal	Interest	Cash Flow	Balance	Princ Writedown	Accrued Interest	Interest Shortfall	Accum Interest	Shortfall	Coupon	Effective Coupon
Total		17,500,000.00	2,333,890.85	19,833,890.85			0	2,333,890.85	0	0	0	0
0	28-May-04	0	0	0	17,500,000.00	0	0	0	0	0	0	0
1	25-Jun-04	183,991.50	68,541.67	252,533.16	17,316,008.50	0	68,541.67	0	0	0	4.7	4.7
2	25-Jul-04	190,845.44	67,821.03	258,666.47	17,125,163.06	0	67,821.03	0	0	0	4.7	4.7
3	25-Aug-04	197,596.64	67,073.56	264,670.20	16,927,566.42	0	67,073.56	0	0	0	4.7	4.7
4	25-Sep-04	204,240.85	66,299.64	270,540.48	16,723,325.57	0	66,299.64	0	0	0	4.7	4.7
5	25-Oct-04	210,773.89	65,499.69	276,273.58	16,512,551.68	0	65,499.69	0	0	0	4.7	4.7
6	25-Nov-04	217,191.71	64,674.16	281,865.87	16,295,359.98	0	64,674.16	0	0	0	4.7	4.7
7	25-Dec-04	223,490.34	63,823.49	287,313.83	16,071,869.64	0	63,823.49	0	0	0	4.7	4.7
8	25-Jan-05	229,665.93	62,948.16	292,614.09	15,842,203.70	0	62,948.16	0	0	0	4.7	4.7
9	25-Feb-05	235,714.74	62,048.63	297,763.37	15,606,488.96	0	62,048.63	0	0	0	4.7	4.7
10	25-Mar-05	241,633.13	61,125.42	302,758.55	15,364,855.83	0	61,125.42	0	0	0	4.7	4.7
11	25-Apr-05	247,417.62	60,179.02	307,596.63	15,117,438.21	0	60,179.02	0	0	0	4.7	4.7
12	25-May-05	245,767.84	59,209.97	304,977.81	14,871,670.37	0	59,209.97	0	0	0	4.7	4.7
13	25-Jun-05	244,128.70	58,247.38	302,376.08	14,627,541.67	0	58,247.38	0	0	0	4.7	4.7
14	25-Jul-05	242,500.14	57,291.20	299,791.34	14,385,041.53	0	57,291.20	0	0	0	4.7	4.7
15	25-Aug-05	240,882.07	56,341.41	297,223.49	14,144,159.46	0	56,341.41	0	0	0	4.7	4.7
16	25-Sep-05	239,274.44	55,397.96	294,672.40	13,904,885.02	0	55,397.96	0	0	0	4.7	4.7
17	25-Oct-05	237,677.17	54,460.80	292,137.97	13,667,207.85	0	54,460.80	0	0	0	4.7	4.7
18	25-Nov-05	236,090.20	53,529.90	289,620.10	13,431,117.65	0	53,529.90	0	0	0	4.7	4.7
19	25-Dec-05	234,513.46	52,605.21	287,118.67	13,196,604.19	0	52,605.21	0	0	0	4.7	4.7
20	25-Jan-06	232,946.88	51,686.70	284,633.58	12,963,657.31	0	51,686.70	0	0	0	4.7	4.7
21	25-Feb-06	231,390.40	50,774.32	282,164.72	12,732,266.91	0	50,774.32	0	0	0	4.7	4.7
22	25-Mar-06	229,843.94	49,868.05	279,711.99	12,502,422.97	0	49,868.05	0	0	0	4.7	4.7
23	25-Apr-06	228,307.46	48,967.82	277,275.28	12,274,115.52	0	48,967.82	0	0	0	4.7	4.7
24	25-May-06	226,780.87	48,073.62	274,854.49	12,047,334.64	0	48,073.62	0	0	0	4.7	4.7
25	25-Jun-06	225,264.12	47,185.39	272,449.51	11,822,070.52	0	47,185.39	0	0	0	4.7	4.7
26	25-Jul-06	223,757.14	46,303.11	270,060.25	11,598,313.38	0	46,303.11	0	0	0	4.7	4.7
27	25-Aug-06	222,259.87	45,426.73	267,686.60	11,376,053.51	0	45,426.73	0	0	0	4.7	4.7
28	25-Sep-06	220,772.24	44,556.21	265,328.45	11,155,281.27	0	44,556.21	0	0	0	4.7	4.7
29	25-Oct-06	314,066.57	43,691.52	357,758.09	10,841,214.70	0	43,691.52	0	0	0	4.7	4.7
30	25-Nov-06	434,371.53	42,461.42	476,832.95	10,406,843.17	0	42,461.42	0	0	0	4.7	4.7
31	25-Dec-06	424,132.26	40,760.14	464,892.40	9,982,710.91	0	40,760.14	0	0	0	4.7	4.7
32	25-Jan-07	414,130.87	39,098.95	453,229.83	9,568,580.03	0	39,098.95	0	0	0	4.7	4.7

Disclaimer:

33	25-Feb-07	404,361.87	37,476.94	441,838.81	9,164,218.16	0	0	37,476.94	0	0	0	4.7
34	25-Mar-07	394,819.89	35,893.19	430,713.08	8,769,398.27	0	0	35,893.19	0	0	0	4.7
35	25-Apr-07	365,499.68	34,346.81	419,846.49	8,383,898.59	0	0	34,346.81	0	0	0	4.7
36	25-May-07	376,396.13	32,836.94	409,233.07	8,007,502.46	0	0	32,836.94	0	0	0	4.7
37	25-Jun-07	367,504.23	31,362.72	398,866.95	7,639,998.23	0	0	31,362.72	0	0	0	4.7
38	25-Jul-07	358,619.09	29,923.33	388,742.41	7,281,179.14	0	0	29,923.33	0	0	0	4.7
39	25-Aug-07	350,335.92	28,517.95	378,853.88	6,930,843.22	0	0	28,517.95	0	0	0	4.7
40	25-Sep-07	342,050.08	27,145.80	369,195.88	6,588,793.14	0	0	27,145.80	0	0	0	4.7
41	25-Oct-07	333,956.98	25,806.11	359,763.09	6,254,836.16	0	0	25,806.11	0	0	0	4.7
42	25-Nov-07	326,052.18	24,498.11	350,550.29	5,928,783.98	0	0	24,498.11	0	0	0	4.7
43	25-Dec-07	318,331.33	23,221.07	341,552.40	5,610,452.64	0	0	23,221.07	0	0	0	4.7
44	25-Jan-08	310,790.17	21,974.27	332,764.44	5,299,662.48	0	0	21,974.27	0	0	0	4.7
45	25-Feb-08	303,424.54	20,757.01	324,181.55	4,996,237.94	0	0	20,757.01	0	0	0	4.7
46	25-Mar-08	296,230.39	19,568.60	315,798.99	4,700,007.55	0	0	19,568.60	0	0	0	4.7
47	25-Apr-08	289,203.74	18,408.36	307,612.11	4,410,803.81	0	0	18,408.36	0	0	0	4.7
48	25-May-08	282,340.73	17,275.65	299,616.38	4,128,463.07	0	0	17,275.65	0	0	0	4.7
49	25-Jun-08	275,637.57	16,169.81	291,807.38	3,852,825.51	0	0	16,169.81	0	0	0	4.7
50	25-Jul-08	269,090.55	15,090.23	284,180.78	3,583,734.96	0	0	15,090.23	0	0	0	4.7
51	25-Aug-08	262,696.06	14,036.30	276,732.36	3,321,038.90	0	0	14,036.30	0	0	0	4.7
52	25-Sep-08	256,450.58	13,007.40	269,457.98	3,064,588.32	0	0	13,007.40	0	0	0	4.7
53	25-Oct-08	250,350.65	12,002.97	262,353.62	2,814,237.67	0	0	12,002.97	0	0	0	4.7
54	25-Nov-08	244,392.90	11,022.43	255,415.33	2,569,844.77	0	0	11,022.43	0	0	0	4.7
55	25-Dec-08	238,574.03	10,065.23	248,639.26	2,331,270.74	0	0	10,065.23	0	0	0	4.7
56	25-Jan-09	232,890.84	9,130.81	242,021.65	2,098,379.90	0	0	9,130.81	0	0	0	4.7
57	25-Feb-09	227,340.18	8,218.65	235,558.83	1,871,039.72	0	0	8,218.65	0	0	0	4.7
58	25-Mar-09	221,918.97	7,328.24	229,247.21	1,649,120.75	0	0	7,328.24	0	0	0	4.7
59	25-Apr-09	216,624.22	6,459.06	223,083.28	1,432,496.53	0	0	6,459.06	0	0	0	4.7
60	25-May-09	211,452.99	5,610.61	217,063.61	1,221,043.54	0	0	5,610.61	0	0	0	4.7
61	25-Jun-09	168,584.76	4,782.42	173,367.18	1,052,458.78	0	0	4,782.42	0	0	0	4.7
62	25-Jul-09	163,919.60	4,122.13	168,041.73	888,539.18	0	0	4,122.13	0	0	0	4.7
63	25-Aug-09	159,367.69	3,480.11	162,847.80	729,171.49	0	0	3,480.11	0	0	0	4.7
64	25-Sep-09	154,926.37	2,855.92	157,782.29	574,245.12	0	0	2,855.92	0	0	0	4.7
65	25-Oct-09	150,593.04	2,249.13	152,842.16	423,652.08	0	0	2,249.13	0	0	0	4.7
66	25-Nov-09	146,365.15	1,659.30	148,024.46	277,286.93	0	0	1,659.30	0	0	0	4.7
67	25-Dec-09	142,240.24	1,086.04	143,326.28	135,046.69	0	0	1,086.04	0	0	0	4.7
68	25-Jan-10	135,046.69	528.93	135,575.63	0	0	528.93	0	0	0	0	4.7

Disclaimer:

Disclaimer:

gshypo65 - CF - 1 - 3AI - 400 PSA

400 PSA

Period	Date	Principal	Interest	Cash Flow	Begin Notional Balance	Princ Writedown	Accrued Interest	Interest Shortfall	Accum Interest Shortfall	Coupon	Effective Coupon
Total		0	3,873,265.66	3,873,265.66	0	0	3,873,265.66	0	0	0	0
0	28-May-04	0	0	0	21,000,000.00	0	0	0	0	0	0
1	25-Jun-04	0	113,750.00	113,750.00	20,779,210.20	0	113,750.00	0	0	6.5	6.5
2	25-Jul-04	0	112,554.06	112,554.06	20,550,195.68	0	112,554.06	0	0	6.5	6.5
3	25-Aug-04	0	111,313.56	111,313.56	20,313,079.71	0	111,313.56	0	0	6.5	6.5
4	25-Sep-04	0	110,029.18	110,029.18	20,067,990.69	0	110,029.18	0	0	6.5	6.5
5	25-Oct-04	0	108,701.62	108,701.62	19,815,062.02	0	108,701.62	0	0	6.5	6.5
6	25-Nov-04	0	107,331.59	107,331.59	19,554,431.97	0	107,331.59	0	0	6.5	6.5
7	25-Dec-04	0	105,919.84	105,919.84	19,286,243.56	0	105,919.84	0	0	6.5	6.5
8	25-Jan-05	0	104,467.15	104,467.15	19,010,644.44	0	104,467.15	0	0	6.5	6.5
9	25-Feb-05	0	102,974.32	102,974.32	18,727,786.75	0	102,974.32	0	0	6.5	6.5
10	25-Mar-05	0	101,442.18	101,442.18	18,437,826.99	0	101,442.18	0	0	6.5	6.5
11	25-Apr-05	0	99,871.56	99,871.56	18,140,925.65	0	99,871.56	0	0	6.5	6.5
12	25-May-05	0	98,263.35	98,263.35	17,846,004.45	0	98,263.35	0	0	6.5	6.5
13	25-Jun-05	0	96,665.86	96,665.86	17,553,050.00	0	96,665.86	0	0	6.5	6.5
14	25-Jul-05	0	95,079.02	95,079.02	17,262,049.84	0	95,079.02	0	0	6.5	6.5
15	25-Aug-05	0	93,502.77	93,502.77	16,972,991.35	0	93,502.77	0	0	6.5	6.5
16	25-Sep-05	0	91,937.04	91,937.04	16,685,862.02	0	91,937.04	0	0	6.5	6.5
17	25-Oct-05	0	90,381.75	90,381.75	16,400,649.41	0	90,381.75	0	0	6.5	6.5
18	25-Nov-05	0	88,836.85	88,836.85	16,117,341.17	0	88,836.85	0	0	6.5	6.5
19	25-Dec-05	0	87,302.26	87,302.26	15,835,925.03	0	87,302.26	0	0	6.5	6.5
20	25-Jan-06	0	85,777.93	85,777.93	15,556,388.77	0	85,777.93	0	0	6.5	6.5
21	25-Feb-06	0	84,263.77	84,263.77	15,278,720.30	0	84,263.77	0	0	6.5	6.5
22	25-Mar-06	0	82,759.73	82,759.73	15,002,907.57	0	82,759.73	0	0	6.5	6.5
23	25-Apr-06	0	81,265.75	81,265.75	14,728,938.62	0	81,265.75	0	0	6.5	6.5
24	25-May-06	0	79,781.75	79,781.75	14,456,801.57	0	79,781.75	0	0	6.5	6.5
25	25-Jun-06	0	78,307.68	78,307.68	14,186,484.63	0	78,307.68	0	0	6.5	6.5
26	25-Jul-06	0	76,843.46	76,843.46	13,917,976.06	0	76,843.46	0	0	6.5	6.5
27	25-Aug-06	0	75,389.04	75,389.04	13,651,264.22	0	75,389.04	0	0	6.5	6.5
28	25-Sep-06	0	73,944.35	73,944.35	13,386,337.52	0	73,944.35	0	0	6.5	6.5
29	25-Oct-06	0	72,509.33	72,509.33	13,120,457.64	0	72,509.33	0	0	6.5	6.5
30	25-Nov-06	0	70,467.90	70,467.90	12,854,211.80	0	70,467.90	0	0	6.5	6.5
31	25-Dec-06	0	67,644.48	67,644.48	12,488,211.80	0	67,644.48	0	0	6.5	6.5
32	25-Jan-07	0	64,887.62	64,887.62	11,979,253.09	0	64,887.62	0	0	6.5	6.5
33	25-Feb-07	0	62,195.77	62,195.77	11,482,296.04	0	62,195.77	0	0	6.5	6.5
34	25-Mar-07	0	59,567.42	59,567.42	10,997,061.79	0	59,567.42	0	0	6.5	6.5
35	25-Apr-07	0	57,001.09	57,001.09	10,523,277.93	0	57,001.09	0	0	6.5	6.5

Disclaimer:

36	25-May-07	0	54,495.34	10,060,678.31	9,609,002.95	0	54,495.34	0	0	0	6.5	6.5
37	25-Jun-07	0	52,048.77	9,609,002.95	9,167,997.87	0	52,048.77	0	0	0	6.5	6.5
38	25-Jul-07	0	49,659.99	9,167,997.87	8,737,414.97	0	49,659.99	0	0	0	6.5	6.5
39	25-Aug-07	0	47,327.66	8,737,414.97	8,317,011.86	0	47,327.66	0	0	0	6.5	6.5
40	25-Sep-07	0	45,050.48	8,317,011.86	7,906,551.77	0	45,050.48	0	0	0	6.5	6.5
41	25-Oct-07	0	42,827.16	7,906,551.77	7,505,803.39	0	42,827.16	0	0	0	6.5	6.5
42	25-Nov-07	0	40,656.44	7,505,803.39	7,114,540.77	0	40,656.44	0	0	0	6.5	6.5
43	25-Dec-07	0	38,537.10	7,114,540.77	6,732,543.17	0	38,537.10	0	0	0	6.5	6.5
44	25-Jan-08	0	36,467.94	6,732,543.17	6,359,594.97	0	36,467.94	0	0	0	6.5	6.5
45	25-Feb-08	0	34,447.81	6,359,594.97	5,995,485.52	0	34,447.81	0	0	0	6.5	6.5
46	25-Mar-08	0	32,475.55	5,995,485.52	5,640,009.06	0	32,475.55	0	0	0	6.5	6.5
47	25-Apr-08	0	30,550.05	5,640,009.06	5,292,964.57	0	30,550.05	0	0	0	6.5	6.5
48	25-May-08	0	28,670.22	5,292,964.57	4,954,155.69	0	28,670.22	0	0	0	6.5	6.5
49	25-Jun-08	0	26,835.01	4,954,155.69	4,623,390.61	0	26,835.01	0	0	0	6.5	6.5
50	25-Jul-08	0	25,043.37	4,623,390.61	4,300,481.95	0	25,043.37	0	0	0	6.5	6.5
51	25-Aug-08	0	23,294.28	4,300,481.95	3,985,246.67	0	23,294.28	0	0	0	6.5	6.5
52	25-Sep-08	0	21,586.75	3,985,246.67	3,677,505.98	0	21,586.75	0	0	0	6.5	6.5
53	25-Oct-08	0	19,919.82	3,677,505.98	3,377,085.20	0	19,919.82	0	0	0	6.5	6.5
54	25-Nov-08	0	18,292.54	3,377,085.20	3,083,813.73	0	18,292.54	0	0	0	6.5	6.5
55	25-Dec-08	0	16,703.99	3,083,813.73	2,797,524.89	0	16,703.99	0	0	0	6.5	6.5
56	25-Jan-09	0	15,153.26	2,797,524.89	2,518,055.88	0	15,153.26	0	0	0	6.5	6.5
57	25-Feb-09	0	13,639.47	2,518,055.88	2,245,247.67	0	13,639.47	0	0	0	6.5	6.5
58	25-Mar-09	0	12,161.76	2,245,247.67	1,978,944.90	0	12,161.76	0	0	0	6.5	6.5
59	25-Apr-09	0	10,719.28	1,978,944.90	1,718,995.84	0	10,719.28	0	0	0	6.5	6.5
60	25-May-09	0	9,311.23	1,718,995.84	1,465,252.24	0	9,311.23	0	0	0	6.5	6.5
61	25-Jun-09	0	7,936.78	1,465,252.24	1,262,950.54	0	7,936.78	0	0	0	6.5	6.5
62	25-Jul-09	0	6,840.98	1,262,950.54	1,066,247.02	0	6,840.98	0	0	0	6.5	6.5
63	25-Aug-09	0	5,775.50	1,066,247.02	875,005.79	0	5,775.50	0	0	0	6.5	6.5
64	25-Sep-09	0	4,739.61	875,005.79	689,094.14	0	4,739.61	0	0	0	6.5	6.5
65	25-Oct-09	0	3,732.59	689,094.14	508,382.50	0	3,732.59	0	0	0	6.5	6.5
66	25-Nov-09	0	2,753.74	508,382.50	332,744.32	0	2,753.74	0	0	0	6.5	6.5
67	25-Dec-09	0	1,802.37	332,744.32	162,056.03	0	1,802.37	0	0	0	6.5	6.5
68	25-Jan-10	0	877.8	162,056.03	0	0	877.8	0	0	0	6.5	6.5

Disclaimer:

Disclaimer:

gshypo65 - CF - 1 - 3A3 - 400 PSA

400 PSA

Period	Date	Principal	Interest	Cash Flow	Balance	Princ Writedown	Accrued Interest	Interest Shortfall	Accum Interest Shortfall	Coupon	Effective Coupon
Total		11,700,000.00	5,763,952.12	17,463,952.12		0	5,763,952.12	0	0	0	0
0	28-May-04	0	0	0	11,700,000.00	0	0	0	0	0	0
1	25-Jun-04	0	63,375.00	63,375.00	11,700,000.00	0	63,375.00	0	0	0	6.5
2	25-Jul-04	0	63,375.00	63,375.00	11,700,000.00	0	63,375.00	0	0	0	6.5
3	25-Aug-04	0	63,375.00	63,375.00	11,700,000.00	0	63,375.00	0	0	0	6.5
4	25-Sep-04	0	63,375.00	63,375.00	11,700,000.00	0	63,375.00	0	0	0	6.5
5	25-Oct-04	0	63,375.00	63,375.00	11,700,000.00	0	63,375.00	0	0	0	6.5
6	25-Nov-04	0	63,375.00	63,375.00	11,700,000.00	0	63,375.00	0	0	0	6.5
7	25-Dec-04	0	63,375.00	63,375.00	11,700,000.00	0	63,375.00	0	0	0	6.5
8	25-Jan-05	0	63,375.00	63,375.00	11,700,000.00	0	63,375.00	0	0	0	6.5
9	25-Feb-05	0	63,375.00	63,375.00	11,700,000.00	0	63,375.00	0	0	0	6.5
10	25-Mar-05	0	63,375.00	63,375.00	11,700,000.00	0	63,375.00	0	0	0	6.5
11	25-Apr-05	0	63,375.00	63,375.00	11,700,000.00	0	63,375.00	0	0	0	6.5
12	25-May-05	0	63,375.00	63,375.00	11,700,000.00	0	63,375.00	0	0	0	6.5
13	25-Jun-05	0	63,375.00	63,375.00	11,700,000.00	0	63,375.00	0	0	0	6.5
14	25-Jul-05	0	63,375.00	63,375.00	11,700,000.00	0	63,375.00	0	0	0	6.5
15	25-Aug-05	0	63,375.00	63,375.00	11,700,000.00	0	63,375.00	0	0	0	6.5
16	25-Sep-05	0	63,375.00	63,375.00	11,700,000.00	0	63,375.00	0	0	0	6.5
17	25-Oct-05	0	63,375.00	63,375.00	11,700,000.00	0	63,375.00	0	0	0	6.5
18	25-Nov-05	0	63,375.00	63,375.00	11,700,000.00	0	63,375.00	0	0	0	6.5
19	25-Dec-05	0	63,375.00	63,375.00	11,700,000.00	0	63,375.00	0	0	0	6.5
20	25-Jan-06	0	63,375.00	63,375.00	11,700,000.00	0	63,375.00	0	0	0	6.5
21	25-Feb-06	0	63,375.00	63,375.00	11,700,000.00	0	63,375.00	0	0	0	6.5
22	25-Mar-06	0	63,375.00	63,375.00	11,700,000.00	0	63,375.00	0	0	0	6.5
23	25-Apr-06	0	63,375.00	63,375.00	11,700,000.00	0	63,375.00	0	0	0	6.5
24	25-May-06	0	63,375.00	63,375.00	11,700,000.00	0	63,375.00	0	0	0	6.5
25	25-Jun-06	0	63,375.00	63,375.00	11,700,000.00	0	63,375.00	0	0	0	6.5
26	25-Jul-06	0	63,375.00	63,375.00	11,700,000.00	0	63,375.00	0	0	0	6.5
27	25-Aug-06	0	63,375.00	63,375.00	11,700,000.00	0	63,375.00	0	0	0	6.5
28	25-Sep-06	0	63,375.00	63,375.00	11,700,000.00	0	63,375.00	0	0	0	6.5
29	25-Oct-06	0	63,375.00	63,375.00	11,700,000.00	0	63,375.00	0	0	0	6.5
30	25-Nov-06	0	63,375.00	63,375.00	11,700,000.00	0	63,375.00	0	0	0	6.5
31	25-Dec-06	0	63,375.00	63,375.00	11,700,000.00	0	63,375.00	0	0	0	6.5

Disclaimer:

32	25-Jan-07	0	63,375.00	63,375.00	11,700,000.00	0	63,375.00	0	63,375.00	0	6.5
33	25-Feb-07	0	63,375.00	63,375.00	11,700,000.00	0	63,375.00	0	63,375.00	0	6.5
34	25-Mar-07	0	63,375.00	63,375.00	11,700,000.00	0	63,375.00	0	63,375.00	0	6.5
35	25-Apr-07	0	63,375.00	63,375.00	11,700,000.00	0	63,375.00	0	63,375.00	0	6.5
36	25-May-07	0	63,375.00	63,375.00	11,700,000.00	0	63,375.00	0	63,375.00	0	6.5
37	25-Jun-07	0	63,375.00	63,375.00	11,700,000.00	0	63,375.00	0	63,375.00	0	6.5
38	25-Jul-07	0	63,375.00	63,375.00	11,700,000.00	0	63,375.00	0	63,375.00	0	6.5
39	25-Aug-07	0	63,375.00	63,375.00	11,700,000.00	0	63,375.00	0	63,375.00	0	6.5
40	25-Sep-07	0	63,375.00	63,375.00	11,700,000.00	0	63,375.00	0	63,375.00	0	6.5
41	25-Oct-07	0	63,375.00	63,375.00	11,700,000.00	0	63,375.00	0	63,375.00	0	6.5
42	25-Nov-07	0	63,375.00	63,375.00	11,700,000.00	0	63,375.00	0	63,375.00	0	6.5
43	25-Dec-07	0	63,375.00	63,375.00	11,700,000.00	0	63,375.00	0	63,375.00	0	6.5
44	25-Jan-08	0	63,375.00	63,375.00	11,700,000.00	0	63,375.00	0	63,375.00	0	6.5
45	25-Feb-08	0	63,375.00	63,375.00	11,700,000.00	0	63,375.00	0	63,375.00	0	6.5
46	25-Mar-08	0	63,375.00	63,375.00	11,700,000.00	0	63,375.00	0	63,375.00	0	6.5
47	25-Apr-08	0	63,375.00	63,375.00	11,700,000.00	0	63,375.00	0	63,375.00	0	6.5
48	25-May-08	0	63,375.00	63,375.00	11,700,000.00	0	63,375.00	0	63,375.00	0	6.5
49	25-Jun-08	0	63,375.00	63,375.00	11,700,000.00	0	63,375.00	0	63,375.00	0	6.5
50	25-Jul-08	0	63,375.00	63,375.00	11,700,000.00	0	63,375.00	0	63,375.00	0	6.5
51	25-Aug-08	0	63,375.00	63,375.00	11,700,000.00	0	63,375.00	0	63,375.00	0	6.5
52	25-Sep-08	0	63,375.00	63,375.00	11,700,000.00	0	63,375.00	0	63,375.00	0	6.5
53	25-Oct-08	0	63,375.00	63,375.00	11,700,000.00	0	63,375.00	0	63,375.00	0	6.5
54	25-Nov-08	0	63,375.00	63,375.00	11,700,000.00	0	63,375.00	0	63,375.00	0	6.5
55	25-Dec-08	0	63,375.00	63,375.00	11,700,000.00	0	63,375.00	0	63,375.00	0	6.5
56	25-Jan-09	0	63,375.00	63,375.00	11,700,000.00	0	63,375.00	0	63,375.00	0	6.5
57	25-Feb-09	0	63,375.00	63,375.00	11,700,000.00	0	63,375.00	0	63,375.00	0	6.5
58	25-Mar-09	0	63,375.00	63,375.00	11,700,000.00	0	63,375.00	0	63,375.00	0	6.5
59	25-Apr-09	0	63,375.00	63,375.00	11,700,000.00	0	63,375.00	0	63,375.00	0	6.5
60	25-May-09	0	63,375.00	63,375.00	11,700,000.00	0	63,375.00	0	63,375.00	0	6.5
61	25-Jun-09	0	63,375.00	63,375.00	11,700,000.00	0	63,375.00	0	63,375.00	0	6.5
62	25-Jul-09	0	63,375.00	63,375.00	11,700,000.00	0	63,375.00	0	63,375.00	0	6.5
63	25-Aug-09	0	63,375.00	63,375.00	11,700,000.00	0	63,375.00	0	63,375.00	0	6.5
64	25-Sep-09	0	63,375.00	63,375.00	11,700,000.00	0	63,375.00	0	63,375.00	0	6.5
65	25-Oct-09	0	63,375.00	63,375.00	11,700,000.00	0	63,375.00	0	63,375.00	0	6.5
66	25-Nov-09	0	63,375.00	63,375.00	11,700,000.00	0	63,375.00	0	63,375.00	0	6.5
67	25-Dec-09	0	63,375.00	63,375.00	11,700,000.00	0	63,375.00	0	63,375.00	0	6.5
68	25-Jan-10	12,676.71	63,375.00	76,051.71	11,687,323.29	0	63,375.00	0	63,375.00	0	6.5
69	25-Feb-10	537,158.75	63,306.33	600,465.09	11,150,164.54	0	63,306.33	0	63,306.33	0	6.5
70	25-Mar-10	521,837.49	60,396.72	582,234.21	10,628,327.05	0	60,396.72	0	60,396.72	0	6.5
71	25-Apr-10	506,890.67	57,570.10	564,460.77	10,121,436.38	0	57,570.10	0	57,570.10	0	6.5

Disclaimer:

72	25-May-10	492,309.46	54,824.45	547,133.91	9,629,126.92	0	54,824.45	0	6.5
73	25-Jun-10	440,456.00	52,157.77	492,613.77	9,188,670.92	0	52,157.77	0	6.5
74	25-Jul-10	427,354.46	49,771.97	477,126.43	8,761,316.46	0	49,771.97	0	6.5
75	25-Aug-10	414,584.48	47,457.13	462,041.61	8,346,731.98	0	47,457.13	0	6.5
76	25-Sep-10	402,138.12	45,211.46	447,349.59	7,944,593.85	0	45,211.46	0	6.5
77	25-Oct-10	390,007.64	43,033.22	433,040.85	7,554,586.22	0	43,033.22	0	6.5
78	25-Nov-10	378,185.46	40,920.68	419,106.14	7,176,400.76	0	40,920.68	0	6.5
79	25-Dec-10	366,664.21	38,872.17	405,536.38	6,809,736.55	0	38,872.17	0	6.5
80	25-Jan-11	355,436.66	36,886.07	392,322.74	6,454,299.88	0	36,886.07	0	6.5
81	25-Feb-11	344,495.78	34,960.79	379,456.57	6,109,804.11	0	34,960.79	0	6.5
82	25-Mar-11	333,834.67	33,094.77	366,929.44	5,775,969.44	0	33,094.77	0	6.5
83	25-Apr-11	323,446.61	31,286.50	354,733.11	5,452,522.83	0	31,286.50	0	6.5
84	25-May-11	313,325.04	29,534.50	342,859.53	5,139,197.80	0	29,534.50	0	6.5
85	25-Jun-11	240,327.89	27,837.32	268,165.21	4,898,869.91	0	27,837.32	0	6.5
86	25-Jul-11	232,544.45	26,535.55	259,080.00	4,666,325.46	0	26,535.55	0	6.5
87	25-Aug-11	224,975.46	25,275.93	250,251.39	4,441,349.99	0	25,275.93	0	6.5
88	25-Sep-11	217,615.48	24,057.31	241,672.79	4,223,734.51	0	24,057.31	0	6.5
89	25-Oct-11	210,459.20	22,878.56	233,337.76	4,013,275.31	0	22,878.56	0	6.5
90	25-Nov-11	203,501.44	21,738.57	225,240.02	3,809,773.87	0	21,738.57	0	6.5
91	25-Dec-11	196,737.16	20,636.28	217,373.44	3,613,036.71	0	20,636.28	0	6.5
92	25-Jan-12	190,161.42	19,570.62	209,732.04	3,422,875.28	0	19,570.62	0	6.5
93	25-Feb-12	183,769.42	18,540.57	202,309.99	3,239,105.87	0	18,540.57	0	6.5
94	25-Mar-12	177,556.45	17,545.16	195,101.61	3,061,549.41	0	17,545.16	0	6.5
95	25-Apr-12	171,517.96	16,583.39	188,101.35	2,890,031.46	0	16,583.39	0	6.5
96	25-May-12	165,649.45	15,654.34	181,303.79	2,724,382.00	0	15,654.34	0	6.5
97	25-Jun-12	111,677.12	14,757.07	126,434.19	2,612,704.88	0	14,757.07	0	6.5
98	25-Jul-12	108,008.07	14,152.15	122,160.22	2,504,698.81	0	14,152.15	0	6.5
99	25-Aug-12	104,446.00	13,567.11	118,013.11	2,400,250.81	0	13,567.11	0	6.5
100	25-Sep-12	100,988.03	13,001.36	113,989.38	2,299,262.78	0	13,001.36	0	6.5
101	25-Oct-12	97,631.31	12,454.34	110,085.65	2,201,631.47	0	12,454.34	0	6.5
102	25-Nov-12	94,373.12	11,925.50	106,298.62	2,107,258.35	0	11,925.50	0	6.5
103	25-Dec-12	91,210.77	11,414.32	102,625.08	2,016,047.58	0	11,414.32	0	6.5
104	25-Jan-13	88,141.64	10,920.26	99,061.89	1,927,905.95	0	10,920.26	0	6.5
105	25-Feb-13	85,163.20	10,442.82	95,606.02	1,842,742.75	0	10,442.82	0	6.5
106	25-Mar-13	82,272.96	9,981.52	92,254.49	1,760,469.79	0	9,981.52	0	6.5
107	25-Apr-13	79,468.53	9,535.88	89,004.41	1,681,001.26	0	9,535.88	0	6.5
108	25-May-13	76,747.54	9,105.42	85,852.96	1,604,253.72	0	9,105.42	0	6.5
109	25-Jun-13	39,728.11	8,689.71	48,417.82	1,564,525.61	0	8,689.71	0	6.5
110	25-Jul-13	38,770.52	8,474.51	47,245.03	1,525,755.09	0	8,474.51	0	6.5
111	25-Aug-13	37,835.60	8,264.51	46,100.11	1,487,919.49	0	8,264.51	0	6.5

Disclaimer:

152	25-Jan-17	13,760.16	2,903.36	16,663.52	522,244.29	0	2,903.36	0	6.5	6.5
153	25-Feb-17	13,420.87	2,828.82	16,249.69	508,823.42	0	2,828.82	0	6.5	6.5
154	25-Mar-17	13,089.73	2,756.13	15,845.86	495,733.70	0	2,756.13	0	6.5	6.5
155	25-Apr-17	12,766.55	2,685.22	15,451.78	482,967.14	0	2,685.22	0	6.5	6.5
156	25-May-17	12,451.15	2,616.07	15,067.22	470,515.99	0	2,616.07	0	6.5	6.5
157	25-Jun-17	12,143.34	2,548.63	14,691.97	458,372.66	0	2,548.63	0	6.5	6.5
158	25-Jul-17	11,842.94	2,482.85	14,325.79	446,529.72	0	2,482.85	0	6.5	6.5
159	25-Aug-17	11,549.77	2,418.70	13,968.47	434,979.95	0	2,418.70	0	6.5	6.5
160	25-Sep-17	11,263.67	2,356.14	13,619.81	423,716.28	0	2,356.14	0	6.5	6.5
161	25-Oct-17	10,984.47	2,295.13	13,279.60	412,731.81	0	2,295.13	0	6.5	6.5
162	25-Nov-17	10,712.00	2,235.63	12,947.63	402,019.82	0	2,235.63	0	6.5	6.5
163	25-Dec-17	10,446.10	2,177.61	12,623.71	391,573.72	0	2,177.61	0	6.5	6.5
164	25-Jan-18	10,186.63	2,121.02	12,307.65	381,387.09	0	2,121.02	0	6.5	6.5
165	25-Feb-18	9,933.42	2,065.85	11,999.26	371,453.67	0	2,065.85	0	6.5	6.5
166	25-Mar-18	9,686.32	2,012.04	11,698.37	361,767.35	0	2,012.04	0	6.5	6.5
167	25-Apr-18	9,445.21	1,959.57	11,404.78	352,322.14	0	1,959.57	0	6.5	6.5
168	25-May-18	9,209.92	1,908.41	11,118.33	343,112.22	0	1,908.41	0	6.5	6.5
169	25-Jun-18	8,980.32	1,858.52	10,838.85	334,131.90	0	1,858.52	0	6.5	6.5
170	25-Jul-18	8,756.29	1,809.88	10,566.17	325,375.61	0	1,809.88	0	6.5	6.5
171	25-Aug-18	8,537.68	1,762.45	10,300.13	316,837.93	0	1,762.45	0	6.5	6.5
172	25-Sep-18	8,324.36	1,716.21	10,040.57	308,513.57	0	1,716.21	0	6.5	6.5
173	25-Oct-18	8,116.22	1,671.12	9,787.34	300,397.35	0	1,671.12	0	6.5	6.5
174	25-Nov-18	7,913.13	1,627.15	9,540.28	292,484.22	0	1,627.15	0	6.5	6.5
175	25-Dec-18	7,714.96	1,584.29	9,299.25	284,769.26	0	1,584.29	0	6.5	6.5
176	25-Jan-19	7,521.61	1,542.50	9,064.11	277,247.65	0	1,542.50	0	6.5	6.5
177	25-Feb-19	7,332.95	1,501.76	8,834.71	269,914.70	0	1,501.76	0	6.5	6.5
178	25-Mar-19	7,148.88	1,462.04	8,610.91	262,765.83	0	1,462.04	0	6.5	6.5
179	25-Apr-19	6,969.28	1,423.31	8,392.59	255,796.55	0	1,423.31	0	6.5	6.5
180	25-May-19	6,794.05	1,385.56	8,179.61	249,002.50	0	1,385.56	0	6.5	6.5
181	25-Jun-19	6,623.09	1,348.76	7,971.85	242,379.41	0	1,348.76	0	6.5	6.5
182	25-Jul-19	6,456.29	1,312.89	7,769.17	235,923.12	0	1,312.89	0	6.5	6.5
183	25-Aug-19	6,293.55	1,277.92	7,571.47	229,629.57	0	1,277.92	0	6.5	6.5
184	25-Sep-19	6,134.78	1,243.83	7,378.61	223,494.79	0	1,243.83	0	6.5	6.5
185	25-Oct-19	5,979.89	1,210.60	7,190.48	217,514.91	0	1,210.60	0	6.5	6.5
186	25-Nov-19	5,828.77	1,178.21	7,006.98	211,686.14	0	1,178.21	0	6.5	6.5
187	25-Dec-19	5,681.34	1,146.63	6,827.98	206,004.79	0	1,146.63	0	6.5	6.5
188	25-Jan-20	5,537.52	1,115.86	6,653.38	200,467.27	0	1,115.86	0	6.5	6.5
189	25-Feb-20	5,397.21	1,085.86	6,483.08	195,070.06	0	1,085.86	0	6.5	6.5
190	25-Mar-20	5,260.33	1,056.63	6,316.96	189,809.73	0	1,056.63	0	6.5	6.5
191	25-Apr-20	5,126.81	1,028.14	6,154.94	184,682.92	0	1,028.14	0	6.5	6.5

Disclaimer:

192	25-May-20	4,996.55	1,000.37	5,996.92	179,686.37	0	0	0	1,000.37	0	0	0	6.5	6.5
193	25-Jun-20	4,869.48	973.3	5,842.78	174,816.89	0	0	0	973.3	0	0	0	6.5	6.5
194	25-Jul-20	4,745.53	946.92	5,692.46	170,071.36	0	0	0	946.92	0	0	0	6.5	6.5
195	25-Aug-20	4,624.62	921.22	5,545.84	165,446.74	0	0	0	921.22	0	0	0	6.5	6.5
196	25-Sep-20	4,506.68	896.17	5,402.85	160,940.06	0	0	0	896.17	0	0	0	6.5	6.5
197	25-Oct-20	4,391.63	871.76	5,263.39	156,548.43	0	0	0	871.76	0	0	0	6.5	6.5
198	25-Nov-20	4,279.41	847.97	5,127.38	152,269.02	0	0	0	847.97	0	0	0	6.5	6.5
199	25-Dec-20	4,169.95	824.79	4,994.74	148,099.07	0	0	0	824.79	0	0	0	6.5	6.5
200	25-Jan-21	4,063.18	802.2	4,865.39	144,035.88	0	0	0	802.2	0	0	0	6.5	6.5
201	25-Feb-21	3,959.04	780.19	4,739.24	140,076.84	0	0	0	780.19	0	0	0	6.5	6.5
202	25-Mar-21	3,857.47	758.75	4,616.22	136,219.37	0	0	0	758.75	0	0	0	6.5	6.5
203	25-Apr-21	3,758.40	737.85	4,496.25	132,460.97	0	0	0	737.85	0	0	0	6.5	6.5
204	25-May-21	3,661.77	717.5	4,379.27	128,799.20	0	0	0	717.5	0	0	0	6.5	6.5
205	25-Jun-21	3,567.53	697.66	4,265.19	125,231.67	0	0	0	697.66	0	0	0	6.5	6.5
206	25-Jul-21	3,475.62	678.34	4,153.95	121,756.05	0	0	0	678.34	0	0	0	6.5	6.5
207	25-Aug-21	3,385.97	659.51	4,045.48	118,370.08	0	0	0	659.51	0	0	0	6.5	6.5
208	25-Sep-21	3,298.55	641.17	3,939.72	115,071.53	0	0	0	641.17	0	0	0	6.5	6.5
209	25-Oct-21	3,213.28	623.3	3,836.59	111,858.25	0	0	0	623.3	0	0	0	6.5	6.5
210	25-Nov-21	3,130.13	605.9	3,736.03	108,728.12	0	0	0	605.9	0	0	0	6.5	6.5
211	25-Dec-21	3,049.04	588.94	3,637.98	105,679.08	0	0	0	588.94	0	0	0	6.5	6.5
212	25-Jan-22	2,969.96	572.43	3,542.39	102,709.12	0	0	0	572.43	0	0	0	6.5	6.5
213	25-Feb-22	2,892.84	556.34	3,449.18	99,816.28	0	0	0	556.34	0	0	0	6.5	6.5
214	25-Mar-22	2,817.64	540.67	3,358.31	96,998.65	0	0	0	540.67	0	0	0	6.5	6.5
215	25-Apr-22	2,744.30	525.41	3,269.71	94,254.35	0	0	0	525.41	0	0	0	6.5	6.5
216	25-May-22	2,672.79	510.54	3,183.33	91,581.56	0	0	0	510.54	0	0	0	6.5	6.5
217	25-Jun-22	2,603.06	496.07	3,099.12	88,978.50	0	0	0	496.07	0	0	0	6.5	6.5
218	25-Jul-22	2,535.06	481.97	3,017.03	86,443.44	0	0	0	481.97	0	0	0	6.5	6.5
219	25-Aug-22	2,468.76	468.24	2,936.99	83,974.68	0	0	0	468.24	0	0	0	6.5	6.5
220	25-Sep-22	2,404.11	454.86	2,858.97	81,570.58	0	0	0	454.86	0	0	0	6.5	6.5
221	25-Oct-22	2,341.07	441.84	2,782.91	79,229.50	0	0	0	441.84	0	0	0	6.5	6.5
222	25-Nov-22	2,279.61	429.16	2,708.77	76,949.89	0	0	0	429.16	0	0	0	6.5	6.5
223	25-Dec-22	2,219.69	416.81	2,636.50	74,730.20	0	0	0	416.81	0	0	0	6.5	6.5
224	25-Jan-23	2,161.26	404.79	2,566.05	72,568.94	0	0	0	404.79	0	0	0	6.5	6.5
225	25-Feb-23	2,104.30	393.08	2,497.38	70,464.64	0	0	0	393.08	0	0	0	6.5	6.5
226	25-Mar-23	2,048.76	381.68	2,430.45	68,415.88	0	0	0	381.68	0	0	0	6.5	6.5
227	25-Apr-23	1,994.62	370.59	2,365.20	66,421.26	0	0	0	370.59	0	0	0	6.5	6.5
228	25-May-23	1,941.83	359.78	2,301.61	64,479.43	0	0	0	359.78	0	0	0	6.5	6.5
229	25-Jun-23	1,890.37	349.26	2,239.63	62,589.06	0	0	0	349.26	0	0	0	6.5	6.5
230	25-Jul-23	1,840.20	339.02	2,179.23	60,748.85	0	0	0	339.02	0	0	0	6.5	6.5
231	25-Aug-23	1,791.30	329.06	2,120.36	58,957.56	0	0	0	329.06	0	0	0	6.5	6.5

Disclaimer:

232	25-Sep-23	1,743.62	319.35	2,062.98	57,213.93	0	319.35	0	0	0	6.5	6.5
233	25-Oct-23	1,697.15	309.91	2,007.06	55,516.78	0	309.91	0	0	0	6.5	6.5
234	25-Nov-23	1,651.85	300.72	1,952.57	53,864.93	0	300.72	0	0	0	6.5	6.5
235	25-Dec-23	1,607.69	291.77	1,899.46	52,257.24	0	291.77	0	0	0	6.5	6.5
236	25-Jan-24	1,564.65	283.06	1,847.71	50,692.59	0	283.06	0	0	0	6.5	6.5
237	25-Feb-24	1,522.69	274.58	1,797.28	49,169.89	0	274.58	0	0	0	6.5	6.5
238	25-Mar-24	1,481.80	266.34	1,748.14	47,688.09	0	266.34	0	0	0	6.5	6.5
239	25-Apr-24	1,441.94	258.31	1,700.25	46,246.15	0	258.31	0	0	0	6.5	6.5
240	25-May-24	1,403.10	250.5	1,653.60	44,843.05	0	250.5	0	0	0	6.5	6.5
241	25-Jun-24	1,365.23	242.9	1,608.13	43,477.82	0	242.9	0	0	0	6.5	6.5
242	25-Jul-24	1,328.33	235.5	1,563.84	42,149.48	0	235.5	0	0	0	6.5	6.5
243	25-Aug-24	1,292.37	228.31	1,520.68	40,857.11	0	228.31	0	0	0	6.5	6.5
244	25-Sep-24	1,257.32	221.31	1,478.63	39,599.79	0	221.31	0	0	0	6.5	6.5
245	25-Oct-24	1,223.17	214.5	1,437.67	38,376.62	0	214.5	0	0	0	6.5	6.5
246	25-Nov-24	1,189.89	207.87	1,397.76	37,186.73	0	207.87	0	0	0	6.5	6.5
247	25-Dec-24	1,157.45	201.43	1,358.88	36,029.28	0	201.43	0	0	0	6.5	6.5
248	25-Jan-25	1,125.84	195.16	1,321.00	34,903.44	0	195.16	0	0	0	6.5	6.5
249	25-Feb-25	1,095.04	189.06	1,284.10	33,808.39	0	189.06	0	0	0	6.5	6.5
250	25-Mar-25	1,065.03	183.13	1,248.16	32,743.36	0	183.13	0	0	0	6.5	6.5
251	25-Apr-25	1,035.79	177.36	1,213.15	31,707.57	0	177.36	0	0	0	6.5	6.5
252	25-May-25	1,007.30	171.75	1,179.05	30,700.27	0	171.75	0	0	0	6.5	6.5
253	25-Jun-25	979.54	166.29	1,145.83	29,720.73	0	166.29	0	0	0	6.5	6.5
254	25-Jul-25	952.49	160.99	1,113.48	28,768.24	0	160.99	0	0	0	6.5	6.5
255	25-Aug-25	926.14	155.83	1,081.97	27,842.10	0	155.83	0	0	0	6.5	6.5
256	25-Sep-25	900.46	150.81	1,051.28	26,941.64	0	150.81	0	0	0	6.5	6.5
257	25-Oct-25	875.45	145.93	1,021.39	26,066.18	0	145.93	0	0	0	6.5	6.5
258	25-Nov-25	851.09	141.19	992.28	25,215.10	0	141.19	0	0	0	6.5	6.5
259	25-Dec-25	827.35	136.58	963.93	24,387.75	0	136.58	0	0	0	6.5	6.5
260	25-Jan-26	804.23	132.1	936.33	23,583.52	0	132.1	0	0	0	6.5	6.5
261	25-Feb-26	781.7	127.74	909.45	22,801.82	0	127.74	0	0	0	6.5	6.5
262	25-Mar-26	759.76	123.51	883.27	22,042.06	0	123.51	0	0	0	6.5	6.5
263	25-Apr-26	738.39	119.39	857.79	21,303.66	0	119.39	0	0	0	6.5	6.5
264	25-May-26	717.57	115.39	832.97	20,586.09	0	115.39	0	0	0	6.5	6.5
265	25-Jun-26	697.3	111.51	808.81	19,888.79	0	111.51	0	0	0	6.5	6.5
266	25-Jul-26	677.55	107.73	785.28	19,211.24	0	107.73	0	0	0	6.5	6.5
267	25-Aug-26	658.32	104.06	762.38	18,552.92	0	104.06	0	0	0	6.5	6.5
268	25-Sep-26	639.59	100.49	740.09	17,913.32	0	100.49	0	0	0	6.5	6.5
269	25-Oct-26	621.35	97.03	718.38	17,291.97	0	97.03	0	0	0	6.5	6.5
270	25-Nov-26	603.59	93.66	697.25	16,688.39	0	93.66	0	0	0	6.5	6.5
271	25-Dec-26	586.29	90.4	676.69	16,102.10	0	90.4	0	0	0	6.5	6.5

Disclaimer:

272	25-Jan-27	569.45	87.22	656.67	15,532.65	0	0	87.22	0	0	6.5	6.5
273	25-Feb-27	563.04	84.14	637.18	14,979.60	0	0	84.14	0	0	6.5	6.5
274	25-Mar-27	537.07	81.14	618.21	14,442.53	0	0	81.14	0	0	6.5	6.5
275	25-Apr-27	521.53	78.23	599.76	13,921.00	0	0	78.23	0	0	6.5	6.5
276	25-May-27	506.39	75.41	581.79	13,414.62	0	0	75.41	0	0	6.5	6.5
277	25-Jun-27	491.65	72.66	564.31	12,922.97	0	0	72.66	0	0	6.5	6.5
278	25-Jul-27	477.3	70	547.3	12,445.68	0	0	70	0	0	6.5	6.5
279	25-Aug-27	463.33	67.41	530.74	11,982.35	0	0	67.41	0	0	6.5	6.5
280	25-Sep-27	449.73	64.9	514.63	11,532.62	0	0	64.9	0	0	6.5	6.5
281	25-Oct-27	436.49	62.47	498.96	11,096.13	0	0	62.47	0	0	6.5	6.5
282	25-Nov-27	423.6	60.1	483.71	10,672.53	0	0	60.1	0	0	6.5	6.5
283	25-Dec-27	411.06	57.81	468.87	10,261.47	0	0	57.81	0	0	6.5	6.5
284	25-Jan-28	398.85	55.58	454.43	9,862.62	0	0	55.58	0	0	6.5	6.5
285	25-Feb-28	386.97	53.42	440.39	9,475.65	0	0	53.42	0	0	6.5	6.5
286	25-Mar-28	375.4	51.33	426.73	9,100.25	0	0	51.33	0	0	6.5	6.5
287	25-Apr-28	364.15	49.29	413.44	8,736.10	0	0	49.29	0	0	6.5	6.5
288	25-May-28	353.2	47.32	400.52	8,382.91	0	0	47.32	0	0	6.5	6.5
289	25-Jun-28	342.54	45.41	387.94	8,040.37	0	0	45.41	0	0	6.5	6.5
290	25-Jul-28	332.16	43.55	375.72	7,708.21	0	0	43.55	0	0	6.5	6.5
291	25-Aug-28	322.07	41.75	363.83	7,386.13	0	0	41.75	0	0	6.5	6.5
292	25-Sep-28	312.25	40.01	352.26	7,073.88	0	0	40.01	0	0	6.5	6.5
293	25-Oct-28	302.7	38.32	341.02	6,771.18	0	0	38.32	0	0	6.5	6.5
294	25-Nov-28	293.4	36.68	330.08	6,477.78	0	0	36.68	0	0	6.5	6.5
295	25-Dec-28	284.36	35.09	319.45	6,193.42	0	0	35.09	0	0	6.5	6.5
296	25-Jan-29	275.56	33.55	309.11	5,917.85	0	0	33.55	0	0	6.5	6.5
297	25-Feb-29	267.01	32.06	299.06	5,650.84	0	0	32.06	0	0	6.5	6.5
298	25-Mar-29	258.68	30.61	289.29	5,392.16	0	0	30.61	0	0	6.5	6.5
299	25-Apr-29	250.59	29.21	279.79	5,141.58	0	0	29.21	0	0	6.5	6.5
300	25-May-29	242.71	27.85	270.56	4,898.86	0	0	27.85	0	0	6.5	6.5
301	25-Jun-29	235.05	26.54	261.59	4,663.81	0	0	26.54	0	0	6.5	6.5
302	25-Jul-29	227.6	25.26	252.87	4,436.21	0	0	25.26	0	0	6.5	6.5
303	25-Aug-29	220.36	24.03	244.39	4,215.85	0	0	24.03	0	0	6.5	6.5
304	25-Sep-29	213.32	22.84	236.15	4,002.53	0	0	22.84	0	0	6.5	6.5
305	25-Oct-29	206.47	21.68	228.15	3,796.07	0	0	21.68	0	0	6.5	6.5
306	25-Nov-29	199.81	20.56	220.37	3,596.26	0	0	20.56	0	0	6.5	6.5
307	25-Dec-29	193.33	19.48	212.81	3,402.92	0	0	19.48	0	0	6.5	6.5
308	25-Jan-30	187.04	18.43	205.47	3,215.89	0	0	18.43	0	0	6.5	6.5
309	25-Feb-30	180.92	17.42	198.34	3,034.97	0	0	17.42	0	0	6.5	6.5
310	25-Mar-30	174.97	16.44	191.41	2,860.00	0	0	16.44	0	0	6.5	6.5
311	25-Apr-30	169.19	15.49	184.68	2,690.81	0	0	15.49	0	0	6.5	6.5

Disclaimer:

312	25-May-30	163.57	14.58	178.14	2,527.24	0	14.58	0	0	6.5
313	25-Jun-30	158.11	13.69	171.8	2,369.13	0	13.69	0	0	6.5
314	25-Jul-30	152.8	12.83	165.63	2,216.33	0	12.83	0	0	6.5
315	25-Aug-30	147.64	12.01	159.64	2,068.69	0	12.01	0	0	6.5
316	25-Sep-30	142.63	11.21	153.83	1,926.07	0	11.21	0	0	6.5
317	25-Oct-30	137.76	10.43	148.19	1,788.31	0	10.43	0	0	6.5
318	25-Nov-30	133.02	9.69	142.71	1,655.29	0	9.69	0	0	6.5
319	25-Dec-30	128.43	8.97	137.39	1,526.86	0	8.97	0	0	6.5
320	25-Jan-31	123.96	8.27	132.23	1,402.90	0	8.27	0	0	6.5
321	25-Feb-31	119.62	7.6	127.22	1,283.28	0	7.6	0	0	6.5
322	25-Mar-31	115.41	6.95	122.36	1,167.87	0	6.95	0	0	6.5
323	25-Apr-31	111.32	6.33	117.64	1,056.55	0	6.33	0	0	6.5
324	25-May-31	107.34	5.72	113.06	949.21	0	5.72	0	0	6.5
325	25-Jun-31	103.48	5.14	108.62	845.73	0	5.14	0	0	6.5
326	25-Jul-31	99.73	4.58	104.31	746	0	4.58	0	0	6.5
327	25-Aug-31	96.09	4.04	100.13	649.9	0	4.04	0	0	6.5
328	25-Sep-31	92.56	3.52	96.08	557.34	0	3.52	0	0	6.5
329	25-Oct-31	89.13	3.02	92.15	468.21	0	3.02	0	0	6.5
330	25-Nov-31	85.8	2.54	88.34	382.41	0	2.54	0	0	6.5
331	25-Dec-31	82.57	2.07	84.64	299.84	0	2.07	0	0	6.5
332	25-Jan-32	79.43	1.62	81.06	220.4	0	1.62	0	0	6.5
333	25-Feb-32	76.39	1.19	77.58	144.01	0	1.19	0	0	6.5
334	25-Mar-32	73.44	0.78	74.22	70.57	0	0.78	0	0	6.5
335	25-Apr-32	70.57	0.38	70.95	0	0	0.38	0	0	6.5

Disclaimer:

Disclaimer:

gshypo65 - CF - 1 - 3A56 - 400 PSA

400 PSA

Period	Date	Principal	Interest	Cash Flow	Balance	Princ Writedown	Accrued Interest	Interest Shortfall	Accum Interest Shortfall	Coupon	Effective Coupon
Total		40,100,000.00	2,944,357.63	43,044,357.63	0	0	2,944,357.63	0	0	0	0
0	28-May-04	0	0	0	40,100,000.00	0	0	0	0	0	0
1	25-Jun-04	1,420,811.85	217,208.33	1,638,020.19	38,679,188.15	0	217,208.33	0	0	0	6.5
2	25-Jul-04	1,469,112.94	209,512.27	1,678,625.20	37,210,075.21	0	209,512.27	0	0	0	6.5
3	25-Aug-04	1,514,062.42	201,554.57	1,715,617.00	35,696,012.79	0	201,554.57	0	0	0	6.5
4	25-Sep-04	1,555,533.41	193,353.40	1,748,886.82	34,140,479.37	0	193,353.40	0	0	0	6.5
5	25-Oct-04	1,593,409.68	184,927.60	1,778,337.28	32,547,069.69	0	184,927.60	0	0	0	6.5
6	25-Nov-04	1,627,586.06	176,296.63	1,803,882.69	30,919,483.63	0	176,296.63	0	0	0	6.5
7	25-Dec-04	1,657,969.01	167,480.54	1,825,449.55	29,261,514.62	0	167,480.54	0	0	0	6.5
8	25-Jan-05	1,684,476.96	158,499.87	1,842,976.83	27,577,037.66	0	158,499.87	0	0	0	6.5
9	25-Feb-05	1,707,040.76	149,375.62	1,856,416.38	25,869,996.90	0	149,375.62	0	0	0	6.5
10	25-Mar-05	1,725,603.93	140,129.15	1,865,733.08	24,144,392.97	0	140,129.15	0	0	0	6.5
11	25-Apr-05	1,740,122.96	130,782.13	1,870,905.09	22,404,270.01	0	130,782.13	0	0	0	6.5
12	25-May-05	1,682,747.08	121,356.46	1,804,103.54	20,721,522.93	0	121,356.46	0	0	0	6.5
13	25-Jun-05	1,626,810.90	112,241.58	1,739,052.48	19,094,712.03	0	112,241.58	0	0	0	6.5
14	25-Jul-05	1,572,280.57	103,429.69	1,675,710.26	17,522,431.47	0	103,429.69	0	0	0	6.5
15	25-Aug-05	1,519,122.98	94,913.17	1,614,036.15	16,003,308.49	0	94,913.17	0	0	0	6.5
16	25-Sep-05	1,467,305.83	86,684.59	1,553,990.41	14,536,002.66	0	86,684.59	0	0	0	6.5
17	25-Oct-05	1,416,797.52	78,736.68	1,495,534.20	13,119,205.14	0	78,736.68	0	0	0	6.5
18	25-Nov-05	1,367,567.23	71,062.36	1,438,629.59	11,751,637.91	0	71,062.36	0	0	0	6.5
19	25-Dec-05	1,319,584.80	63,654.71	1,383,239.50	10,432,053.12	0	63,654.71	0	0	0	6.5
20	25-Jan-06	1,272,820.79	56,506.95	1,329,327.75	9,159,232.32	0	56,506.95	0	0	0	6.5
21	25-Feb-06	1,227,246.45	49,612.51	1,276,858.95	7,931,985.88	0	49,612.51	0	0	0	6.5
22	25-Mar-06	1,182,833.67	42,964.92	1,225,798.59	6,749,152.21	0	42,964.92	0	0	0	6.5
23	25-Apr-06	1,139,555.00	36,557.91	1,176,112.91	5,609,597.21	0	36,557.91	0	0	0	6.5
24	25-May-06	1,097,383.63	30,385.32	1,127,768.95	4,512,213.58	0	30,385.32	0	0	0	6.5
25	25-Jun-06	1,056,293.38	24,441.16	1,080,734.53	3,455,920.21	0	24,441.16	0	0	0	6.5
26	25-Jul-06	1,016,258.64	18,719.57	1,034,978.21	2,439,661.57	0	18,719.57	0	0	0	6.5
27	25-Aug-06	977,254.41	13,214.83	990,469.24	1,462,407.16	0	13,214.83	0	0	0	6.5
28	25-Sep-06	939,256.27	7,921.37	947,177.64	523,150.90	0	7,921.37	0	0	0	6.5
29	25-Oct-06	523,150.90	2,833.73	525,984.63	0	0	2,833.73	0	0	0	6.5

Disclaimer:

Disclaimer:

gshypo65 - CF - 1 - SUBORD - 400 PSA

400 PSA

Period	Date	Principal	Interest	Cash Flow	Balance	Sched Princ	Unsched Princ	Princ Writedown	Accrued Interest	Interest Shortfall	Accum Interest Shortfall	Coupon	Effective Coupon
Total		4,200,000.00	2,532,310.02	6,732,310.02		823,312.49	3,376,687.51	0	2,532,310.02	0	0	0	0
0	28-May-04	0	0	0	4,200,000.00	0	0	0	0	0	0	0	0
1	25-Jun-04	4,312.41	22,750.00	27,062.41	4,195,687.59	4,312.41	0	0	22,750.00	0	0	0	6.5
2	25-Jul-04	4,336.41	22,726.64	27,063.05	4,191,351.18	4,336.41	0	0	22,726.64	0	0	0	6.5
3	25-Aug-04	4,360.55	22,703.15	27,063.70	4,186,990.63	4,360.55	0	0	22,703.15	0	0	0	6.5
4	25-Sep-04	4,384.83	22,679.53	27,064.36	4,182,605.80	4,384.83	0	0	22,679.53	0	0	0	6.5
5	25-Oct-04	4,409.23	22,655.78	27,065.02	4,178,196.57	4,409.23	0	0	22,655.78	0	0	0	6.5
6	25-Nov-04	4,433.78	22,631.90	27,065.68	4,173,762.79	4,433.78	0	0	22,631.90	0	0	0	6.5
7	25-Dec-04	4,458.46	22,607.88	27,066.34	4,169,304.33	4,458.46	0	0	22,607.88	0	0	0	6.5
8	25-Jan-05	4,483.28	22,583.73	27,067.01	4,164,821.05	4,483.28	0	0	22,583.73	0	0	0	6.5
9	25-Feb-05	4,508.24	22,559.45	27,067.68	4,160,312.81	4,508.24	0	0	22,559.45	0	0	0	6.5
10	25-Mar-05	4,533.33	22,535.03	27,068.36	4,155,779.48	4,533.33	0	0	22,535.03	0	0	0	6.5
11	25-Apr-05	4,558.57	22,510.47	27,069.04	4,151,220.91	4,558.57	0	0	22,510.47	0	0	0	6.5
12	25-May-05	4,583.94	22,485.78	27,069.72	4,146,636.97	4,583.94	0	0	22,485.78	0	0	0	6.5
13	25-Jun-05	4,609.46	22,460.95	27,070.41	4,142,027.51	4,609.46	0	0	22,460.95	0	0	0	6.5
14	25-Jul-05	4,635.12	22,435.98	27,071.10	4,137,392.39	4,635.12	0	0	22,435.98	0	0	0	6.5
15	25-Aug-05	4,660.92	22,410.88	27,071.80	4,132,731.46	4,660.92	0	0	22,410.88	0	0	0	6.5
16	25-Sep-05	4,686.87	22,385.63	27,072.50	4,128,044.60	4,686.87	0	0	22,385.63	0	0	0	6.5
17	25-Oct-05	4,712.96	22,360.24	27,073.20	4,123,331.64	4,712.96	0	0	22,360.24	0	0	0	6.5
18	25-Nov-05	4,739.19	22,334.71	27,073.91	4,118,592.44	4,739.19	0	0	22,334.71	0	0	0	6.5
19	25-Dec-05	4,765.58	22,309.04	27,074.62	4,113,826.87	4,765.58	0	0	22,309.04	0	0	0	6.5
20	25-Jan-06	4,792.10	22,283.23	27,075.33	4,109,034.76	4,792.10	0	0	22,283.23	0	0	0	6.5
21	25-Feb-06	4,818.78	22,257.27	27,076.05	4,104,215.98	4,818.78	0	0	22,257.27	0	0	0	6.5
22	25-Mar-06	4,845.60	22,231.17	27,076.77	4,099,370.38	4,845.60	0	0	22,231.17	0	0	0	6.5
23	25-Apr-06	4,872.58	22,204.92	27,077.50	4,094,497.80	4,872.58	0	0	22,204.92	0	0	0	6.5
24	25-May-06	4,899.70	22,178.53	27,078.23	4,089,598.10	4,899.70	0	0	22,178.53	0	0	0	6.5
25	25-Jun-06	4,926.98	22,151.99	27,078.97	4,084,671.12	4,926.98	0	0	22,151.99	0	0	0	6.5
26	25-Jul-06	4,954.40	22,125.30	27,079.71	4,079,716.72	4,954.40	0	0	22,125.30	0	0	0	6.5
27	25-Aug-06	4,981.98	22,098.47	27,080.45	4,074,734.73	4,981.98	0	0	22,098.47	0	0	0	6.5
28	25-Sep-06	5,009.72	22,071.48	27,081.20	4,069,725.02	5,009.72	0	0	22,071.48	0	0	0	6.5
29	25-Oct-06	5,037.60	22,044.34	27,081.95	4,064,687.41	5,037.60	0	0	22,044.34	0	0	0	6.5
30	25-Nov-06	5,065.65	22,017.06	27,082.70	4,059,621.76	5,065.65	0	0	22,017.06	0	0	0	6.5
31	25-Dec-06	5,093.85	21,989.62	27,083.46	4,054,527.92	5,093.85	0	0	21,989.62	0	0	0	6.5
32	25-Jan-07	5,122.20	21,962.03	27,084.23	4,049,405.72	5,122.20	0	0	21,962.03	0	0	0	6.5
33	25-Feb-07	5,150.72	21,934.28	27,085.00	4,044,255.00	5,150.72	0	0	21,934.28	0	0	0	6.5
34	25-Mar-07	5,179.39	21,906.38	27,085.77	4,039,075.61	5,179.39	0	0	21,906.38	0	0	0	6.5
35	25-Apr-07	5,208.22	21,878.33	27,086.55	4,033,867.39	5,208.22	0	0	21,878.33	0	0	0	6.5
36	25-May-07	5,237.21	21,850.12	27,087.33	4,028,630.18	5,237.21	0	0	21,850.12	0	0	0	6.5
37	25-Jun-07	5,266.37	21,821.75	27,088.11	4,023,363.82	5,266.37	0	0	21,821.75	0	0	0	6.5

Disclaimer:

36	25-Jul-07	5,295.68	21,793.22	27,088.90	4,018,068.14	5,295.68	0	0	21,793.22	0	6.5
39	25-Aug-07	5,325.16	21,764.54	27,089.70	4,012,742.98	5,325.16	0	0	21,764.54	0	6.5
40	25-Sep-07	5,354.80	21,735.69	27,090.50	4,007,388.17	5,354.80	0	0	21,735.69	0	6.5
41	25-Oct-07	5,384.61	21,706.69	27,091.30	4,002,003.56	5,384.61	0	0	21,706.69	0	6.5
42	25-Nov-07	5,414.59	21,677.52	27,092.11	3,996,588.97	5,414.59	0	0	21,677.52	0	6.5
43	25-Dec-07	5,444.73	21,648.19	27,092.92	3,991,144.24	5,444.73	0	0	21,648.19	0	6.5
44	25-Jan-08	5,475.04	21,618.70	27,093.74	3,985,669.21	5,475.04	0	0	21,618.70	0	6.5
45	25-Feb-08	5,505.51	21,589.04	27,094.56	3,980,163.69	5,505.51	0	0	21,589.04	0	6.5
46	25-Mar-08	5,536.16	21,559.22	27,095.38	3,974,627.53	5,536.16	0	0	21,559.22	0	6.5
47	25-Apr-08	5,566.98	21,529.23	27,096.21	3,969,060.55	5,566.98	0	0	21,529.23	0	6.5
48	25-May-08	5,597.97	21,499.08	27,097.05	3,963,462.58	5,597.97	0	0	21,499.08	0	6.5
49	25-Jun-08	5,629.13	21,468.76	27,097.89	3,957,833.45	5,629.13	0	0	21,468.76	0	6.5
50	25-Jul-08	5,660.47	21,438.26	27,098.73	3,952,172.98	5,660.47	0	0	21,438.26	0	6.5
51	25-Aug-08	5,691.98	21,407.60	27,099.58	3,946,481.00	5,691.98	0	0	21,407.60	0	6.5
52	25-Sep-08	5,723.66	21,376.77	27,100.43	3,940,757.34	5,723.66	0	0	21,376.77	0	6.5
53	25-Oct-08	5,755.52	21,345.77	27,101.29	3,935,001.81	5,755.52	0	0	21,345.77	0	6.5
54	25-Nov-08	5,787.56	21,314.59	27,102.16	3,929,214.25	5,787.56	0	0	21,314.59	0	6.5
55	25-Dec-08	5,819.78	21,283.24	27,103.02	3,923,394.47	5,819.78	0	0	21,283.24	0	6.5
56	25-Jan-09	5,852.18	21,251.72	27,103.90	3,917,542.29	5,852.18	0	0	21,251.72	0	6.5
57	25-Feb-09	5,884.75	21,220.02	27,104.78	3,911,657.54	5,884.75	0	0	21,220.02	0	6.5
58	25-Mar-09	5,917.51	21,188.14	27,105.66	3,905,740.02	5,917.51	0	0	21,188.14	0	6.5
59	25-Apr-09	5,950.45	21,156.09	27,106.55	3,899,789.57	5,950.45	0	0	21,156.09	0	6.5
60	25-May-09	5,983.58	21,123.86	27,107.44	3,893,805.99	5,983.58	0	0	21,123.86	0	6.5
61	25-Jun-09	32,388.00	21,091.45	53,479.45	3,887,417.99	6,016.89	26,371.11	0	21,091.45	0	6.5
62	25-Jul-09	32,160.82	20,916.01	53,076.83	3,829,257.17	6,009.34	26,151.48	0	20,916.01	0	6.5
63	25-Aug-09	31,935.18	20,741.81	52,676.99	3,797,321.99	6,001.80	25,933.38	0	20,741.81	0	6.5
64	25-Sep-09	31,711.09	20,568.83	52,279.92	3,765,610.90	5,994.28	25,716.81	0	20,568.83	0	6.5
65	25-Oct-09	31,488.52	20,397.46	51,885.58	3,734,122.38	5,986.76	25,501.76	0	20,397.46	0	6.5
66	25-Nov-09	31,267.48	20,226.50	51,493.97	3,702,854.90	5,979.25	25,288.23	0	20,226.50	0	6.5
67	25-Dec-09	31,047.94	20,057.13	51,105.07	3,671,806.96	5,971.75	25,076.19	0	20,057.13	0	6.5
68	25-Jan-10	30,829.90	19,886.95	50,718.86	3,640,977.06	5,964.26	24,865.64	0	19,886.95	0	6.5
69	25-Feb-10	30,613.35	19,721.96	50,335.31	3,610,363.71	5,956.78	24,656.57	0	19,721.96	0	6.5
70	25-Mar-10	30,398.28	19,556.14	49,954.42	3,579,965.43	5,949.31	24,448.97	0	19,556.14	0	6.5
71	25-Apr-10	30,184.67	19,391.48	49,576.15	3,549,780.76	5,941.85	24,242.82	0	19,391.48	0	6.5
72	25-May-10	29,972.53	19,227.98	49,200.51	3,519,808.23	5,934.40	24,038.13	0	19,227.98	0	6.5
73	25-Jun-10	37,706.79	19,065.63	56,772.42	3,482,101.44	5,926.96	31,779.83	0	19,065.63	0	6.5
74	25-Jul-10	37,345.05	18,861.38	56,206.43	3,444,756.40	5,906.05	31,439.00	0	18,861.38	0	6.5
75	25-Aug-10	36,986.65	18,659.10	55,645.74	3,407,769.75	5,885.21	31,101.44	0	18,659.10	0	6.5
76	25-Sep-10	36,631.56	18,458.75	55,090.32	3,371,138.19	5,864.45	30,767.11	0	18,458.75	0	6.5
77	25-Oct-10	36,279.76	18,260.33	54,540.09	3,334,858.42	5,843.76	30,436.00	0	18,260.33	0	6.5
78	25-Nov-10	35,931.22	18,063.82	53,995.03	3,298,927.21	5,823.15	30,108.07	0	18,063.82	0	6.5
79	25-Dec-10	35,585.90	17,869.19	53,455.08	3,263,341.31	5,802.60	29,783.29	0	17,869.19	0	6.5
80	25-Jan-11	35,243.77	17,676.43	52,920.20	3,228,097.54	5,782.13	29,461.63	0	17,676.43	0	6.5
81	25-Feb-11	34,904.81	17,485.53	52,390.34	3,193,192.73	5,761.74	29,143.07	0	17,485.53	0	6.5
82	25-Mar-11	34,568.98	17,296.46	51,865.44	3,158,623.75	5,741.41	28,827.57	0	17,296.46	0	6.5
83	25-Apr-11	34,236.27	17,109.21	51,345.48	3,124,387.48	5,721.16	28,515.11	0	17,109.21	0	6.5

Disclaimer:

84	25-May-11	33,906.63	16,923.77	50,830.40	3,090,480.85	5,700.97	28,205.66	0	16,923.77	0	6.5	6.5
85	25-Jun-11	47,529.64	16,740.10	64,269.74	3,042,951.21	5,680.86	41,848.78	0	16,740.10	0	6.5	6.5
86	25-Jul-11	46,839.60	16,482.65	63,322.25	2,996,111.62	5,634.99	41,204.61	0	16,482.65	0	6.5	6.5
87	25-Aug-11	46,159.28	16,228.94	62,388.22	2,949,952.34	5,589.49	40,569.79	0	16,228.94	0	6.5	6.5
88	25-Sep-11	45,488.55	15,978.91	61,467.46	2,904,463.78	5,544.35	39,944.20	0	15,978.91	0	6.5	6.5
89	25-Oct-11	44,827.29	15,732.51	60,559.80	2,859,636.49	5,499.58	39,327.71	0	15,732.51	0	6.5	6.5
90	25-Nov-11	44,175.35	15,489.70	59,665.05	2,815,461.15	5,455.17	38,720.18	0	15,489.70	0	6.5	6.5
91	25-Dec-11	43,532.61	15,250.41	58,783.02	2,771,928.54	5,411.12	38,121.49	0	15,250.41	0	6.5	6.5
92	25-Jan-12	42,898.94	15,014.61	57,913.55	2,729,029.60	5,367.43	37,531.51	0	15,014.61	0	6.5	6.5
93	25-Feb-12	42,274.21	14,782.24	57,056.45	2,686,755.39	5,324.08	36,950.13	0	14,782.24	0	6.5	6.5
94	25-Mar-12	41,658.31	14,553.26	56,211.56	2,645,097.08	5,281.09	36,377.21	0	14,553.26	0	6.5	6.5
95	25-Apr-12	41,051.10	14,327.61	55,378.71	2,604,045.99	5,238.45	35,812.65	0	14,327.61	0	6.5	6.5
96	25-May-12	40,452.47	14,105.25	54,557.72	2,563,593.52	5,196.15	35,256.32	0	14,105.25	0	6.5	6.5
97	25-Jun-12	51,431.66	13,886.13	65,317.79	2,512,161.86	5,154.19	46,277.47	0	13,886.13	0	6.5	6.5
98	25-Jul-12	50,437.48	13,607.54	64,045.02	2,461,724.38	5,089.13	45,348.35	0	13,607.54	0	6.5	6.5
99	25-Aug-12	49,462.08	13,334.34	62,796.42	2,412,262.30	5,024.90	44,437.19	0	13,334.34	0	6.5	6.5
100	25-Sep-12	48,505.13	13,066.42	61,571.55	2,363,757.17	4,961.47	43,543.66	0	13,066.42	0	6.5	6.5
101	25-Oct-12	47,566.27	12,803.68	60,369.95	2,316,190.91	4,898.85	42,667.42	0	12,803.68	0	6.5	6.5
102	25-Nov-12	46,645.16	12,546.03	59,191.20	2,269,545.74	4,837.01	41,808.15	0	12,546.03	0	6.5	6.5
103	25-Dec-12	45,741.49	12,293.37	58,034.86	2,223,804.25	4,775.96	40,965.53	0	12,293.37	0	6.5	6.5
104	25-Jan-13	44,854.92	12,045.61	56,900.52	2,178,949.34	4,715.67	40,139.24	0	12,045.61	0	6.5	6.5
105	25-Feb-13	43,985.13	11,802.64	55,787.77	2,134,964.21	4,656.15	39,328.98	0	11,802.64	0	6.5	6.5
106	25-Mar-13	43,131.81	11,564.39	54,696.20	2,091,832.40	4,597.38	38,534.43	0	11,564.39	0	6.5	6.5
107	25-Apr-13	42,294.65	11,330.76	53,625.41	2,049,537.75	4,539.35	37,755.30	0	11,330.76	0	6.5	6.5
108	25-May-13	41,473.36	11,101.66	52,575.02	2,008,064.38	4,482.06	36,991.31	0	11,101.66	0	6.5	6.5
109	25-Jun-13	49,728.17	10,877.02	60,605.19	1,958,336.21	4,425.48	45,302.69	0	10,877.02	0	6.5	6.5
110	25-Jul-13	48,529.54	10,607.65	59,137.20	1,909,806.67	4,349.50	44,180.04	0	10,607.65	0	6.5	6.5
111	25-Aug-13	47,359.29	10,344.79	57,704.08	1,862,447.38	4,274.82	43,084.47	0	10,344.79	0	6.5	6.5
112	25-Sep-13	46,216.75	10,088.26	56,305.01	1,816,230.63	4,201.43	42,015.33	0	10,088.26	0	6.5	6.5
113	25-Oct-13	45,101.28	9,837.92	54,939.19	1,771,129.35	4,129.29	40,971.99	0	9,837.92	0	6.5	6.5
114	25-Nov-13	44,012.23	9,593.62	53,605.85	1,727,117.12	4,058.39	39,953.84	0	9,593.62	0	6.5	6.5
115	25-Dec-13	42,949.00	9,355.22	52,304.22	1,684,168.12	3,988.71	38,960.29	0	9,355.22	0	6.5	6.5
116	25-Jan-14	41,910.98	9,122.58	51,033.56	1,642,257.14	3,920.23	37,990.75	0	9,122.58	0	6.5	6.5
117	25-Feb-14	40,897.58	8,895.56	49,793.14	1,601,359.56	3,852.92	37,044.66	0	8,895.56	0	6.5	6.5
118	25-Mar-14	39,908.22	8,674.03	48,582.25	1,561,451.34	3,786.77	36,121.45	0	8,674.03	0	6.5	6.5
119	25-Apr-14	38,942.34	8,457.86	47,400.20	1,522,509.00	3,721.75	35,220.59	0	8,457.86	0	6.5	6.5
120	25-May-14	37,999.39	8,246.92	46,246.31	1,484,509.61	3,657.85	34,341.54	0	8,246.92	0	6.5	6.5
121	25-Jun-14	37,078.83	8,041.09	45,119.93	1,447,430.78	3,595.05	33,483.78	0	8,041.09	0	6.5	6.5
122	25-Jul-14	36,180.14	7,840.25	44,020.39	1,411,250.64	3,533.32	32,646.82	0	7,840.25	0	6.5	6.5
123	25-Aug-14	35,302.81	7,644.27	42,947.08	1,375,947.83	3,472.66	31,830.15	0	7,644.27	0	6.5	6.5
124	25-Sep-14	34,446.33	7,453.05	41,899.38	1,341,501.50	3,413.03	31,033.30	0	7,453.05	0	6.5	6.5
125	25-Oct-14	33,610.22	7,266.47	40,876.68	1,307,891.28	3,354.43	30,255.78	0	7,266.47	0	6.5	6.5
126	25-Nov-14	32,793.99	7,084.41	39,878.40	1,275,097.29	3,296.84	29,497.15	0	7,084.41	0	6.5	6.5
127	25-Dec-14	31,997.19	6,906.78	38,903.96	1,243,100.10	3,240.24	28,756.95	0	6,906.78	0	6.5	6.5
128	25-Jan-15	31,219.35	6,733.46	37,952.81	1,211,880.75	3,184.60	28,034.75	0	6,733.46	0	6.5	6.5
129	25-Feb-15	30,460.03	6,564.35	37,024.39	1,181,420.72	3,129.93	27,330.11	0	6,564.35	0	6.5	6.5

Disclaimer:

130	25-Mar-15	29,718.80	6,399.36	36,118.16	1,151,701.92	3,076.19	26,642.61	0	6,399.36	0	6.5
131	25-Apr-15	28,995.23	6,238.39	35,233.62	1,122,706.69	3,023.37	25,971.86	0	6,238.39	0	6.5
132	25-May-15	28,288.91	6,081.33	34,370.23	1,094,417.78	2,971.46	25,317.45	0	6,081.33	0	6.5
133	25-Jun-15	27,599.42	5,928.10	33,527.52	1,066,818.36	2,920.44	24,678.98	0	5,928.10	0	6.5
134	25-Jul-15	26,928.39	5,778.60	32,704.99	1,039,891.97	2,870.30	24,056.09	0	5,778.60	0	6.5
135	25-Aug-15	26,269.41	5,632.75	31,902.16	1,013,622.57	2,821.02	23,448.39	0	5,632.75	0	6.5
136	25-Sep-15	25,628.11	5,490.46	31,118.57	987,994.46	2,772.58	22,855.53	0	5,490.46	0	6.5
137	25-Oct-15	25,002.13	5,351.64	30,353.76	962,992.33	2,724.98	22,277.15	0	5,351.64	0	6.5
138	25-Nov-15	24,391.10	5,216.21	29,607.30	938,601.23	2,678.19	21,712.90	0	5,216.21	0	6.5
139	25-Dec-15	23,794.66	5,084.09	28,878.75	914,806.57	2,632.21	21,162.45	0	5,084.09	0	6.5
140	25-Jan-16	23,212.49	4,955.20	28,167.69	891,594.08	2,587.02	20,625.47	0	4,955.20	0	6.5
141	25-Feb-16	22,644.24	4,829.47	27,473.71	868,949.84	2,542.60	20,101.64	0	4,829.47	0	6.5
142	25-Mar-16	22,089.58	4,706.81	26,796.39	846,860.26	2,498.94	19,590.63	0	4,706.81	0	6.5
143	25-Apr-16	21,548.19	4,587.16	26,135.35	825,312.07	2,456.04	19,092.15	0	4,587.16	0	6.5
144	25-May-16	21,019.77	4,470.44	25,490.21	804,292.30	2,413.87	18,605.90	0	4,470.44	0	6.5
145	25-Jun-16	20,504.00	4,356.58	24,860.58	783,788.30	2,372.43	18,131.57	0	4,356.58	0	6.5
146	25-Jul-16	20,000.59	4,245.52	24,246.11	763,787.71	2,331.69	17,668.90	0	4,245.52	0	6.5
147	25-Aug-16	19,509.24	4,137.18	23,646.43	744,278.47	2,291.66	17,217.58	0	4,137.18	0	6.5
148	25-Sep-16	19,029.68	4,031.51	23,061.19	725,248.79	2,252.31	16,777.36	0	4,031.51	0	6.5
149	25-Oct-16	18,561.62	3,928.43	22,490.05	706,687.17	2,213.64	16,347.97	0	3,928.43	0	6.5
150	25-Nov-16	18,104.79	3,827.89	21,932.68	688,592.39	2,175.63	15,929.15	0	3,827.89	0	6.5
151	25-Dec-16	17,658.92	3,729.82	21,388.75	670,923.66	2,138.28	15,520.64	0	3,729.82	0	6.5
152	25-Jan-17	17,223.77	3,634.17	20,857.94	653,699.69	2,101.57	15,122.20	0	3,634.17	0	6.5
153	25-Feb-17	16,799.07	3,540.87	20,339.94	636,900.63	2,065.48	14,733.58	0	3,540.87	0	6.5
154	25-Mar-17	16,384.58	3,449.88	19,834.46	620,516.05	2,030.02	14,354.56	0	3,449.88	0	6.5
155	25-Apr-17	15,980.05	3,361.13	19,341.18	604,536.00	1,995.17	13,984.89	0	3,361.13	0	6.5
156	25-May-17	15,585.26	3,274.57	18,859.83	588,950.74	1,960.91	13,624.35	0	3,274.57	0	6.5
157	25-Jun-17	15,199.97	3,190.15	18,390.12	573,750.77	1,927.24	13,272.72	0	3,190.15	0	6.5
158	25-Jul-17	14,823.95	3,107.82	17,931.77	558,926.82	1,894.15	12,929.80	0	3,107.82	0	6.5
159	25-Aug-17	14,456.99	3,027.52	17,484.51	544,469.83	1,861.63	12,595.36	0	3,027.52	0	6.5
160	25-Sep-17	14,098.88	2,949.21	17,048.09	530,370.95	1,829.67	12,269.21	0	2,949.21	0	6.5
161	25-Oct-17	13,748.39	2,872.84	16,622.24	516,621.56	1,798.26	11,951.14	0	2,872.84	0	6.5
162	25-Nov-17	13,408.34	2,798.37	16,206.71	503,213.22	1,767.38	11,640.96	0	2,798.37	0	6.5
163	25-Dec-17	13,075.52	2,725.74	15,801.25	490,137.70	1,737.04	11,338.48	0	2,725.74	0	6.5
164	25-Jan-18	12,750.73	2,654.91	15,405.64	477,386.98	1,707.21	11,043.51	0	2,654.91	0	6.5
165	25-Feb-18	12,433.78	2,585.85	15,019.63	464,953.20	1,677.90	10,755.88	0	2,585.85	0	6.5
166	25-Mar-18	12,124.49	2,518.50	14,642.99	452,828.70	1,649.09	10,475.40	0	2,518.50	0	6.5
167	25-Apr-18	11,822.68	2,452.82	14,275.50	441,006.02	1,620.78	10,201.90	0	2,452.82	0	6.5
168	25-May-18	11,528.17	2,388.78	13,916.95	429,477.85	1,592.95	9,935.22	0	2,388.78	0	6.5
169	25-Jun-18	11,240.76	2,326.34	13,567.12	418,237.07	1,565.60	9,675.18	0	2,326.34	0	6.5
170	25-Jul-18	10,960.36	2,265.45	13,225.81	407,276.71	1,538.72	9,421.64	0	2,265.45	0	6.5
171	25-Aug-18	10,686.72	2,206.08	12,892.80	396,589.99	1,512.30	9,174.42	0	2,206.08	0	6.5
172	25-Sep-18	10,419.71	2,148.20	12,567.91	386,170.28	1,486.34	8,933.38	0	2,148.20	0	6.5
173	25-Oct-18	10,159.18	2,091.76	12,250.93	376,011.11	1,460.82	8,698.36	0	2,091.76	0	6.5
174	25-Nov-18	9,904.96	2,036.73	11,941.69	366,106.15	1,435.73	8,469.23	0	2,036.73	0	6.5
175	25-Dec-18	9,656.91	1,983.07	11,639.99	356,449.23	1,411.08	8,245.83	0	1,983.07	0	6.5

Disclaimer:

176	25-Jan-19	9,414.89	1,930.77	11,345.66	347,034.34	1,386.86	8,028.03	0	1,930.77	0	6.5
177	25-Feb-19	9,178.74	1,879.77	11,058.51	337,855.60	1,363.04	7,815.70	0	1,879.77	0	6.5
178	25-Mar-19	8,948.34	1,830.05	10,778.39	328,907.26	1,339.64	7,608.70	0	1,830.05	0	6.5
179	25-Apr-19	8,723.53	1,781.58	10,505.11	320,183.73	1,316.64	7,406.89	0	1,781.58	0	6.5
180	25-May-19	8,504.20	1,734.33	10,238.53	311,679.53	1,294.04	7,210.16	0	1,734.33	0	6.5
181	25-Jun-19	8,290.20	1,688.26	9,978.46	303,389.33	1,271.82	7,018.38	0	1,688.26	0	6.5
182	25-Jul-19	8,081.41	1,643.36	9,724.77	295,307.92	1,249.98	6,831.43	0	1,643.36	0	6.5
183	25-Aug-19	7,877.72	1,599.58	9,477.30	287,430.20	1,228.52	6,649.20	0	1,599.58	0	6.5
184	25-Sep-19	7,678.98	1,556.91	9,235.90	279,751.22	1,207.43	6,471.56	0	1,556.91	0	6.5
185	25-Oct-19	7,485.10	1,515.32	9,000.42	272,266.12	1,186.70	6,298.40	0	1,515.32	0	6.5
186	25-Nov-19	7,295.94	1,474.77	8,770.72	264,970.18	1,166.32	6,129.62	0	1,474.77	0	6.5
187	25-Dec-19	7,111.41	1,435.26	8,546.66	257,858.77	1,146.30	5,965.11	0	1,435.26	0	6.5
188	25-Jan-20	6,931.38	1,396.73	8,328.12	250,927.39	1,126.61	5,804.77	0	1,396.73	0	6.5
189	25-Feb-20	6,755.76	1,359.19	8,114.95	244,171.63	1,107.27	5,648.48	0	1,359.19	0	6.5
190	25-Mar-20	6,584.43	1,322.60	7,907.02	237,587.21	1,088.26	5,496.17	0	1,322.60	0	6.5
191	25-Apr-20	6,417.29	1,286.93	7,704.22	231,169.92	1,069.58	5,347.71	0	1,286.93	0	6.5
192	25-May-20	6,254.24	1,252.17	7,506.41	224,915.67	1,051.21	5,203.03	0	1,252.17	0	6.5
193	25-Jun-20	6,095.19	1,218.29	7,313.49	218,820.48	1,033.16	5,062.03	0	1,218.29	0	6.5
194	25-Jul-20	5,940.04	1,185.28	7,125.32	212,880.44	1,015.42	4,924.62	0	1,185.28	0	6.5
195	25-Aug-20	5,788.70	1,153.10	6,941.80	207,091.74	997.99	4,790.71	0	1,153.10	0	6.5
196	25-Sep-20	5,641.06	1,121.75	6,762.81	201,450.68	980.85	4,660.21	0	1,121.75	0	6.5
197	25-Oct-20	5,497.06	1,091.19	6,588.25	195,953.62	964.01	4,533.04	0	1,091.19	0	6.5
198	25-Nov-20	5,356.59	1,061.42	6,418.01	190,597.03	947.46	4,409.13	0	1,061.42	0	6.5
199	25-Dec-20	5,219.58	1,032.40	6,251.98	185,377.45	931.2	4,288.38	0	1,032.40	0	6.5
200	25-Jan-21	5,085.94	1,004.13	6,090.06	180,291.51	915.21	4,170.73	0	1,004.13	0	6.5
201	25-Feb-21	4,955.58	976.58	5,932.16	175,335.93	899.49	4,056.09	0	976.58	0	6.5
202	25-Mar-21	4,828.44	949.74	5,778.18	170,507.49	884.05	3,944.39	0	949.74	0	6.5
203	25-Apr-21	4,704.44	923.58	5,628.02	165,803.05	868.87	3,835.56	0	923.58	0	6.5
204	25-May-21	4,583.49	898.1	5,481.59	161,219.56	853.95	3,729.53	0	898.1	0	6.5
205	25-Jun-21	4,465.52	873.27	5,338.80	156,754.04	839.29	3,626.23	0	873.27	0	6.5
206	25-Jul-21	4,350.47	849.08	5,199.56	152,403.57	824.88	3,525.59	0	849.08	0	6.5
207	25-Aug-21	4,238.26	825.52	5,063.78	148,165.31	810.72	3,427.55	0	825.52	0	6.5
208	25-Sep-21	4,128.83	802.56	4,931.39	144,036.47	796.8	3,332.03	0	802.56	0	6.5
209	25-Oct-21	4,022.11	780.2	4,802.30	140,014.37	783.12	3,238.99	0	780.2	0	6.5
210	25-Nov-21	3,918.02	758.41	4,676.44	136,096.34	769.67	3,148.35	0	758.41	0	6.5
211	25-Dec-21	3,816.52	737.19	4,553.71	132,279.82	756.46	3,060.06	0	737.19	0	6.5
212	25-Jan-22	3,717.53	716.52	4,434.05	128,562.29	743.47	2,974.06	0	716.52	0	6.5
213	25-Feb-22	3,621.00	696.38	4,317.38	124,941.28	730.71	2,890.30	0	696.38	0	6.5
214	25-Mar-22	3,526.87	676.77	4,203.64	121,414.41	718.16	2,808.71	0	676.77	0	6.5
215	25-Apr-22	3,435.08	657.66	4,092.74	117,979.34	705.83	2,729.25	0	657.66	0	6.5
216	25-May-22	3,345.56	639.05	3,984.62	114,633.78	693.71	2,651.85	0	639.05	0	6.5
217	25-Jun-22	3,258.28	620.93	3,879.21	111,375.50	681.8	2,576.48	0	620.93	0	6.5
218	25-Jul-22	3,173.17	603.28	3,776.45	108,202.33	670.09	2,503.07	0	603.28	0	6.5
219	25-Aug-22	3,090.17	586.1	3,676.27	105,112.16	658.59	2,431.59	0	586.1	0	6.5
220	25-Sep-22	3,009.25	569.36	3,578.61	102,102.91	647.28	2,361.97	0	569.36	0	6.5
221	25-Oct-22	2,930.35	553.06	3,483.41	99,172.55	636.17	2,294.18	0	553.06	0	6.5

Disclaimer:

222	25-Nov-22	2,853.42	537.18	3,390.60	96,319.13	625.24	2,228.18	0	537.18	0	6.5
223	25-Dec-22	2,778.41	521.73	3,300.14	93,540.72	614.51	2,163.90	0	521.73	0	6.5
224	25-Jan-23	2,705.28	506.68	3,211.96	90,835.44	603.96	2,101.32	0	506.68	0	6.5
225	25-Feb-23	2,633.98	492.03	3,126.00	88,201.47	593.59	2,040.39	0	492.03	0	6.5
226	25-Mar-23	2,564.46	477.76	3,042.22	85,637.01	583.4	1,981.06	0	477.76	0	6.5
227	25-Apr-23	2,496.69	463.67	2,960.55	83,140.32	573.38	1,923.31	0	463.67	0	6.5
228	25-May-23	2,430.61	450.34	2,880.96	80,709.71	563.54	1,867.08	0	450.34	0	6.5
229	25-Jun-23	2,366.20	437.18	2,803.38	78,343.50	553.86	1,812.34	0	437.18	0	6.5
230	25-Jul-23	2,303.41	424.36	2,727.77	76,040.10	544.35	1,759.05	0	424.36	0	6.5
231	25-Aug-23	2,242.19	411.88	2,654.07	73,797.91	535.01	1,707.19	0	411.88	0	6.5
232	25-Sep-23	2,182.52	399.74	2,582.26	71,615.39	525.82	1,656.70	0	399.74	0	6.5
233	25-Oct-23	2,124.35	387.92	2,512.26	69,491.04	516.79	1,607.55	0	387.92	0	6.5
234	25-Nov-23	2,067.64	376.41	2,444.05	67,423.40	507.92	1,559.72	0	376.41	0	6.5
235	25-Dec-23	2,012.37	365.21	2,377.58	65,411.04	499.2	1,513.17	0	365.21	0	6.5
236	25-Jan-24	1,958.49	354.31	2,312.80	63,452.54	490.63	1,467.86	0	354.31	0	6.5
237	25-Feb-24	1,905.98	343.7	2,249.68	61,546.57	482.2	1,423.77	0	343.7	0	6.5
238	25-Mar-24	1,854.79	333.38	2,188.17	59,691.78	473.92	1,380.87	0	333.38	0	6.5
239	25-Apr-24	1,804.90	323.33	2,128.23	57,886.88	465.79	1,339.11	0	323.33	0	6.5
240	25-May-24	1,756.27	313.55	2,069.83	56,130.61	457.79	1,298.48	0	313.55	0	6.5
241	25-Jun-24	1,708.88	304.04	2,012.92	54,421.73	449.93	1,258.95	0	304.04	0	6.5
242	25-Jul-24	1,662.69	294.78	1,957.48	52,759.03	442.2	1,220.49	0	294.78	0	6.5
243	25-Aug-24	1,617.68	285.78	1,903.46	51,141.35	434.61	1,183.07	0	285.78	0	6.5
244	25-Sep-24	1,573.81	277.02	1,850.82	49,567.55	427.15	1,146.66	0	277.02	0	6.5
245	25-Oct-24	1,531.06	268.49	1,799.55	48,036.49	419.82	1,111.24	0	268.49	0	6.5
246	25-Nov-24	1,489.39	260.2	1,749.59	46,547.09	412.61	1,076.79	0	260.2	0	6.5
247	25-Dec-24	1,448.79	252.13	1,700.92	45,098.30	405.52	1,043.27	0	252.13	0	6.5
248	25-Jan-25	1,409.23	244.28	1,653.51	43,689.07	398.56	1,010.67	0	244.28	0	6.5
249	25-Feb-25	1,370.68	236.55	1,607.33	42,318.39	391.72	978.96	0	236.55	0	6.5
250	25-Mar-25	1,333.12	229.22	1,562.34	40,985.27	384.99	948.12	0	229.22	0	6.5
251	25-Apr-25	1,296.51	222	1,518.52	39,688.76	378.38	918.13	0	222	0	6.5
252	25-May-25	1,260.85	214.98	1,475.83	38,427.91	371.89	888.96	0	214.98	0	6.5
253	25-Jun-25	1,226.10	208.15	1,434.25	37,201.81	365.5	860.6	0	208.15	0	6.5
254	25-Jul-25	1,192.24	201.51	1,393.75	36,009.56	359.23	833.02	0	201.51	0	6.5
255	25-Aug-25	1,159.26	195.05	1,354.31	34,850.31	353.06	806.2	0	195.05	0	6.5
256	25-Sep-25	1,127.12	188.77	1,315.90	33,723.18	347	780.13	0	188.77	0	6.5
257	25-Oct-25	1,095.82	182.67	1,278.48	32,627.37	341.04	754.78	0	182.67	0	6.5
258	25-Nov-25	1,065.32	176.73	1,242.05	31,562.05	335.18	730.13	0	176.73	0	6.5
259	25-Dec-25	1,035.60	170.96	1,206.57	30,526.45	329.43	706.18	0	170.96	0	6.5
260	25-Jan-26	1,006.66	165.35	1,172.01	29,519.79	323.77	682.89	0	165.35	0	6.5
261	25-Feb-26	978.47	159.9	1,138.37	28,541.32	318.21	660.25	0	159.9	0	6.5
262	25-Mar-26	951	154.6	1,105.60	27,590.32	312.75	638.25	0	154.6	0	6.5
263	25-Apr-26	924.25	149.45	1,073.70	26,666.06	307.38	616.87	0	149.45	0	6.5
264	25-May-26	898.2	144.44	1,042.64	25,767.87	302.1	596.09	0	144.44	0	6.5
265	25-Jun-26	872.82	139.58	1,012.39	24,895.05	296.92	575.9	0	139.58	0	6.5
266	25-Jul-26	848.1	134.85	982.95	24,046.94	291.82	556.28	0	134.85	0	6.5
267	25-Aug-26	824.03	130.25	954.28	23,222.92	286.81	537.22	0	130.25	0	6.5

Disclaimer:

268	25-Sep-26	800.58	125.79	926.38	22,422.33	281.88	518.7	0	125.79	0	6.5	6.5
269	25-Oct-26	777.75	121.45	899.21	21,644.58	277.04	500.71	0	121.45	0	6.5	6.5
270	25-Nov-26	755.52	117.24	872.76	20,889.06	272.29	483.23	0	117.24	0	6.5	6.5
271	25-Dec-26	733.87	113.15	847.02	20,155.19	267.61	466.26	0	113.15	0	6.5	6.5
272	25-Jan-27	712.78	109.17	821.96	19,442.41	263.02	449.77	0	109.17	0	6.5	6.5
273	25-Feb-27	692.25	105.31	797.57	18,750.16	258.5	433.75	0	105.31	0	6.5	6.5
274	25-Mar-27	672.26	101.56	773.83	18,077.89	254.06	418.2	0	101.56	0	6.5	6.5
275	25-Apr-27	652.8	97.92	750.72	17,425.09	249.7	403.1	0	97.92	0	6.5	6.5
276	25-May-27	633.85	94.39	728.24	16,791.24	245.41	388.44	0	94.39	0	6.5	6.5
277	25-Jun-27	615.4	90.95	706.35	16,175.85	241.2	374.2	0	90.95	0	6.5	6.5
278	25-Jul-27	597.44	87.62	685.06	15,578.41	237.06	360.38	0	87.62	0	6.5	6.5
279	25-Aug-27	579.95	84.38	664.33	14,998.46	232.99	346.96	0	84.38	0	6.5	6.5
280	25-Sep-27	562.93	81.24	644.17	14,435.53	228.99	333.94	0	81.24	0	6.5	6.5
281	25-Oct-27	546.36	78.19	624.55	13,889.17	225.06	321.3	0	78.19	0	6.5	6.5
282	25-Nov-27	530.23	75.23	605.46	13,358.94	221.19	309.04	0	75.23	0	6.5	6.5
283	25-Dec-27	514.53	72.36	586.89	12,844.41	217.39	297.13	0	72.36	0	6.5	6.5
284	25-Jan-28	499.25	69.57	568.82	12,345.17	213.66	285.58	0	69.57	0	6.5	6.5
285	25-Feb-28	484.37	66.87	551.24	11,860.79	209.99	274.38	0	66.87	0	6.5	6.5
286	25-Mar-28	469.9	64.25	534.14	11,390.90	206.39	263.51	0	64.25	0	6.5	6.5
287	25-Apr-28	455.81	61.7	517.51	10,935.09	202.84	252.96	0	61.7	0	6.5	6.5
288	25-May-28	442.1	59.23	501.33	10,492.99	199.36	242.74	0	59.23	0	6.5	6.5
289	25-Jun-28	428.76	56.84	485.59	10,064.23	195.94	232.82	0	56.84	0	6.5	6.5
290	25-Jul-28	415.78	54.51	470.29	9,648.46	192.57	223.2	0	54.51	0	6.5	6.5
291	25-Aug-28	403.14	52.26	455.41	9,245.32	189.27	213.87	0	52.26	0	6.5	6.5
292	25-Sep-28	390.85	50.08	440.93	8,854.46	186.02	204.83	0	50.08	0	6.5	6.5
293	25-Oct-28	378.89	47.96	426.85	8,475.57	182.82	196.07	0	47.96	0	6.5	6.5
294	25-Nov-28	367.26	45.91	413.17	8,108.31	179.69	187.57	0	45.91	0	6.5	6.5
295	25-Dec-28	355.94	43.92	399.86	7,752.37	176.6	179.34	0	43.92	0	6.5	6.5
296	25-Jan-29	344.93	41.99	386.92	7,407.45	173.57	171.36	0	41.99	0	6.5	6.5
297	25-Feb-29	334.22	40.12	374.34	7,073.23	170.59	163.63	0	40.12	0	6.5	6.5
298	25-Mar-29	323.8	38.31	362.11	6,749.44	167.66	156.14	0	38.31	0	6.5	6.5
299	25-Apr-29	313.66	36.56	350.22	6,435.77	164.78	148.88	0	36.56	0	6.5	6.5
300	25-May-29	303.8	34.86	338.66	6,131.97	161.95	141.85	0	34.86	0	6.5	6.5
301	25-Jun-29	294.22	33.21	327.43	5,837.75	159.17	135.05	0	33.21	0	6.5	6.5
302	25-Jul-29	284.89	31.62	316.52	5,552.86	156.44	128.46	0	31.62	0	6.5	6.5
303	25-Aug-29	275.83	30.08	305.91	5,277.03	153.75	122.07	0	30.08	0	6.5	6.5
304	25-Sep-29	267.01	28.58	295.59	5,010.02	151.11	115.9	0	28.58	0	6.5	6.5
305	25-Oct-29	258.44	27.14	285.58	4,751.58	148.52	109.92	0	27.14	0	6.5	6.5
306	25-Nov-29	250.1	25.74	275.84	4,501.48	145.97	104.13	0	25.74	0	6.5	6.5
307	25-Dec-29	242	24.38	266.38	4,259.48	143.46	98.54	0	24.38	0	6.5	6.5
308	25-Jan-30	234.12	23.07	257.19	4,025.36	141	93.12	0	23.07	0	6.5	6.5
309	25-Feb-30	226.46	21.8	248.26	3,798.91	138.58	87.88	0	21.8	0	6.5	6.5
310	25-Mar-30	219.01	20.58	239.59	3,579.89	136.2	82.81	0	20.58	0	6.5	6.5
311	25-Apr-30	211.78	19.39	231.17	3,368.12	133.86	77.92	0	19.39	0	6.5	6.5
312	25-May-30	204.74	18.24	222.99	3,163.38	131.56	73.18	0	18.24	0	6.5	6.5
313	25-Jun-30	197.9	17.13	215.04	2,965.47	129.3	68.6	0	17.13	0	6.5	6.5

Disclaimer:

gshypo65-CF-1-COLLAT-400 PSA

400 PSA

Table with columns: Period, Date, Principal, Interest, Cash Flow, Balance, Sched Pric, Prepay Pric, Ncgam/Draw, Default Amount, Liquidation, Recover Pric, Net Loss, Reinvestment Princ, Infra-period Reinvestment, Servicing Fees, Market Servicing, Trustee Fee, Expenses, Gross Interest, Gross Debt Svc, Staff Pct, Coupon. The table contains 67 rows of data.

Disclaimer:

Disclaimer:
Copyright © 2001 by Goldman, Sachs & Co.

This material is for your private information, and we are not soliciting any action based upon it. This report is not to be construed as an offer to sell or the solicitation of an offer to buy any security in any jurisdiction where such an offer or solicitation would be illegal. Certain transactions, including those involving futures, options, and high yield securities, give rise to substantial risk and are not suitable for all investors. The material is based upon information that we consider reliable, but we do not represent that it is accurate or complete, and it should not be relied upon as such. Opinions expressed are our current opinions as of the date appearing on this material only. While we endeavor to update on a reasonable basis the information discussed in this material, there may be regulatory, compliance, or other reasons that prevent us from doing so. We and our affiliates, officers, directors, and employees, including persons involved in the preparation or issuance of this material, may, from time to time, have long or short positions in, and buy or sell, the securities, or derivatives (including options) thereof, of companies mentioned herein. No part of this material may be (i) copied, photocopied, or duplicated in any form, by any means, or (ii) redistributed without Goldman, Sachs & Co.'s prior written consent. This material has been issued by Goldman, Sachs & Co. and/or one of its affiliates and has been approved by Goldman Sachs International, which is regulated by The Securities and Futures Authority, in connection with its distribution in the United Kingdom and by Goldman Sachs Canada in connection with its distribution in Canada. This material is distributed in Hong Kong by Goldman Sachs (Asia) L.L.C., in Japan by Goldman Sachs (Japan) Ltd., and in Singapore through Goldman Sachs (Singapore) Pte. This material is not for distribution in the United Kingdom to private customers, as that term is defined under the rules of The Securities and Futures Authority, and any investments, including any convertible bonds or derivatives, mentioned in this material will not be made available by us to any such private customer. Neither Goldman, Sachs & Co. nor its representative in Seoul, Korea, is licensed to engage in the securities business in the Republic of Korea. Goldman Sachs International and its non-U.S. affiliates may, to the extent permitted under applicable law, have acted upon or used this research, to the extent it relates to non-U.S. issuers, prior to or immediately following its publication. Foreign-currency-denominated securities are subject to fluctuations in exchange rates that could have an adverse effect on the value or price of, or income derived from, the investment. In addition, investors in certain securities such as ADRs, the values of which are influenced by foreign currencies, effectively assume currency risk. Further information on any of the securities mentioned in this material may be obtained upon request, and for this purpose persons in Italy should contact Goldman Sachs S.I.M. S.p.A. in Milan, or at its London branch office at 133 Fleet Street, and persons in Hong Kong should contact Goldman Sachs (Asia) L.L.C. at 3 Garden Road. Unless governing law permits otherwise, you must contact a Goldman Sachs entity in your home jurisdiction if you want to use our services in effecting a transaction in the securities mentioned in this material.

9sgsr046f - CF - 2A1 - 2 - 150 PSA

150 PSA
LIBOR_1MO=1.10

Period	Date	Principal	Interest	Cash Flow	Balance	Princ. Write-down	Gross Write-down	Accum. Gross Write-down	Accrued Interest	Interest Shortfall	Accum. Interest Shortfall	Coupon	Effective Coupon
Total		139,984,000.00	30,444,315.03	170,428,315.03		0	0	0	30,444,315.03	0	0	0	0
0	28-May-04		0	0	139,984,000.00	0	0	0	0	0	0	0	0
1	25-Jun-04	562,071.88	641,593.33	1,203,665.22	139,401,928.12	0	0	0	641,593.33	0	0	0	5.5
2	25-Jul-04	647,945.72	638,925.50	1,286,871.22	138,753,982.40	0	0	0	638,925.50	0	0	0	5.5
3	25-Aug-04	713,523.81	635,955.75	1,349,479.56	138,040,458.59	0	0	0	635,955.75	0	0	0	5.5
4	25-Sep-04	778,755.24	632,885.44	1,411,640.67	137,261,703.35	0	0	0	632,885.44	0	0	0	5.5
5	25-Oct-04	843,589.28	629,116.14	1,472,705.42	136,418,114.07	0	0	0	629,116.14	0	0	0	5.5
6	25-Nov-04	907,975.46	625,249.69	1,533,225.15	135,510,138.61	0	0	0	625,249.69	0	0	0	5.5
7	25-Dec-04	971,863.58	621,088.14	1,592,951.71	134,538,275.03	0	0	0	621,088.14	0	0	0	5.5
8	25-Jan-05	1,035,203.85	616,633.76	1,651,837.61	133,503,071.18	0	0	0	616,633.76	0	0	0	5.5
9	25-Feb-05	1,097,946.91	611,889.08	1,709,835.99	132,405,124.27	0	0	0	611,889.08	0	0	0	5.5
10	25-Mar-05	1,160,083.90	606,658.82	1,766,900.72	131,245,080.37	0	0	0	606,658.82	0	0	0	5.5
11	25-Apr-05	1,221,446.52	601,539.95	1,822,986.47	130,023,633.85	0	0	0	601,539.95	0	0	0	5.5
12	25-May-05	1,282,107.12	595,941.66	1,878,048.78	128,741,526.73	0	0	0	595,941.66	0	0	0	5.5
13	25-Jun-05	1,341,978.74	590,065.33	1,932,044.07	127,399,547.99	0	0	0	590,065.33	0	0	0	5.5
14	25-Jul-05	1,401,015.18	583,914.59	1,984,929.78	125,998,532.81	0	0	0	583,914.59	0	0	0	5.5
15	25-Aug-05	1,459,171.05	577,493.28	2,036,664.33	124,539,361.75	0	0	0	577,493.28	0	0	0	5.5
16	25-Sep-05	1,516,401.86	570,865.41	2,087,267.27	123,022,959.89	0	0	0	570,865.41	0	0	0	5.5
17	25-Oct-05	1,572,664.04	563,655.23	2,136,519.27	121,450,256.85	0	0	0	563,655.23	0	0	0	5.5
18	25-Nov-05	1,627,915.03	556,647.19	2,184,562.22	119,822,380.83	0	0	0	556,647.19	0	0	0	5.5
19	25-Dec-05	1,682,113.32	549,185.91	2,231,299.23	118,140,267.51	0	0	0	549,185.91	0	0	0	5.5
20	25-Jan-06	1,735,218.52	541,476.23	2,276,694.75	116,405,048.98	0	0	0	541,476.23	0	0	0	5.5
21	25-Feb-06	1,787,191.40	533,523.14	2,320,714.54	114,617,857.59	0	0	0	533,523.14	0	0	0	5.5
22	25-Mar-06	1,837,993.94	525,331.85	2,363,325.79	112,779,863.65	0	0	0	525,331.85	0	0	0	5.5
23	25-Apr-06	1,887,969.39	516,907.71	2,404,497.10	110,892,274.25	0	0	0	516,907.71	0	0	0	5.5

Disclaimer:

84	25-May-11	1,119,513.63	72,352.42	1,191,066.05	14,666,469.11	0	0	0	72,352.42	0	0	5.5
85	25-Jun-11	1,064,566.25	67,221.32	1,131,787.56	13,601,902.86	0	0	0	67,221.32	0	0	5.5
86	25-Jul-11	1,054,964.45	62,342.05	1,117,306.50	12,546,938.41	0	0	0	62,342.05	0	0	5.5
87	25-Aug-11	1,045,442.61	57,506.80	1,102,949.41	11,501,495.80	0	0	0	57,506.80	0	0	5.5
88	25-Sep-11	1,036,000.10	52,715.19	1,088,715.29	10,465,495.70	0	0	0	52,715.19	0	0	5.5
89	25-Oct-11	1,026,636.27	47,966.86	1,074,603.12	9,438,859.43	0	0	0	47,966.86	0	0	5.5
90	25-Nov-11	1,017,350.48	43,261.44	1,060,611.92	8,421,508.95	0	0	0	43,261.44	0	0	5.5
91	25-Dec-11	1,008,142.11	38,598.58	1,046,740.70	7,413,366.84	0	0	0	38,598.58	0	0	5.5
92	25-Jan-12	999,010.54	33,977.93	1,032,988.47	6,414,356.30	0	0	0	33,977.93	0	0	5.5
93	25-Feb-12	989,955.13	29,399.13	1,019,354.26	5,424,401.17	0	0	0	29,399.13	0	0	5.5
94	25-Mar-12	980,976.28	24,861.84	1,005,837.12	4,443,425.88	0	0	0	24,861.84	0	0	5.5
95	25-Apr-12	972,070.39	20,365.70	992,436.09	3,471,355.50	0	0	0	20,365.70	0	0	5.5
96	25-May-12	963,239.83	15,910.38	979,150.21	2,508,115.67	0	0	0	15,910.38	0	0	5.5
97	25-Jun-12	913,754.30	11,495.53	925,249.83	1,594,361.36	0	0	0	11,495.53	0	0	5.5
98	25-Jul-12	905,692.28	7,307.49	912,999.77	686,679.08	0	0	0	7,307.49	0	0	5.5
99	25-Aug-12	688,679.08	3,156.45	691,835.52	0	0	0	0	3,156.45	0	0	5.5

Disclaimer

Disclaimer

Disclaimer:

Copyright © 2007 by Goldman, Sachs & Co.
 This material is for your private information, and we are not soliciting any action based upon it. This report is not to be construed as an offer to sell or the solicitation of an offer to buy any security in any jurisdiction where such an offer or solicitation would be illegal. Certain transactions, including those involving futures, options, and high yield securities, give rise to substantial risk and are not suitable for all investors. The material is based upon information that we consider reliable, but we do not represent that it is accurate or complete, and it should not be relied upon as such. Opinions expressed are our current opinions as of the date appearing on this material only. While we endeavor to update on a reasonable basis the information discussed in this material, there may be regulatory, compliance, or other reasons that prevent us from doing so. We and our affiliates, officers, directors, and employees, including persons involved in the preparation or issuance of this material, may, from time to time, have long or short positions in, and buy or sell, the securities, or derivatives (including options) thereof, of companies mentioned herein. No part of this material may be (i) copied, photocopied, or duplicated in any form, by any means, or (ii) redistributed without Goldman, Sachs & Co.'s prior written consent. This material and Futures Authority, in connection with its distribution in the United Kingdom and has been approved by Goldman Sachs International, which is regulated by the Securities and Futures Authority. In connection with its distribution in the United Kingdom and by Goldman Sachs Canada in connection with its distribution in Canada. This material is not for distribution in Hong Kong by Goldman Sachs (Asia) L.L.C., in Japan by Goldman Sachs (Japan) Ltd., and in Singapore through Goldman Sachs (Singapore) Pte. This material is not for distribution in the United Kingdom to private customers, as that term is defined under the rules of the Securities and Futures Authority; and any investments, including any convertible bonds or derivatives, mentioned in this material will not be made available by us to any such private customer. Neither Goldman, Sachs & Co. nor its representative in Seoul, Korea, is licensed to engage in the securities business in the Republic of Korea. Goldman Sachs International and its non-U.S. affiliates may, to the extent permitted under applicable law, have acted upon or used this research, to the extent it relates to non-U.S. issuers, prior to or immediately following its publication. Foreign-currency-denominated securities are subject to fluctuations in exchange rates that could have an adverse effect on the value or price of, or income derived from, the investment. In addition, investors in certain securities such as ADRs, the values of which are influenced by foreign currencies, effectively assume currency risk. Further information on any of the securities mentioned in this material may be obtained upon request, and for this purpose persons in Italy should contact Goldman Sachs S.I.M. S.p.A. in Milan, or at its London branch office at 33 Fleet Street, and persons in Hong Kong should contact Goldman Sachs (Asia) L.L.C. at 3 Garden Road. Unless governing law permits otherwise, you must contact a Goldman Sachs entity in your home jurisdiction if you want to use our services in effecting a transaction in the securities mentioned in this material.

995070461 - CF - 2A1 - 1 - 500 PSA

500 PSA
 US001440-1.0

Date	Principal	Interest	Cash Flow	Balance	Price Whitened	Gross Whitened	Accum Gross Whitened	Accrued Interest	Interest Shortfall	Accum Interest Shortfall	Coupon	Effective Coupon
0	139,684,000.00	13,407,340.42	133,481,340.42	0	0	0	0	0	0	0	0	0
1	28-May-04	1,327,457.96	641,593.33	139,984,000.00	0	0	0	0	0	0	0	5.5
2	25-Jun-04	1,558,075.02	635,463.32	137,088,467.03	0	0	0	841,593.33	0	0	0	5.5
3	25-Jul-04	1,772,886.71	629,322.14	135,311,611.30	0	0	0	635,463.32	0	0	0	5.5
4	25-Aug-04	1,993,648.91	623,181.58	133,117,826.40	0	0	0	629,322.14	0	0	0	5.5
5	25-Sep-04	2,207,460.19	617,040.02	131,102,559.22	0	0	0	623,181.58	0	0	0	5.5
6	25-Oct-04	2,411,869.28	610,897.46	129,622,469.96	0	0	0	617,040.02	0	0	0	5.5
7	25-Nov-04	2,594,302.58	604,754.13	128,622,469.96	0	0	0	610,897.46	0	0	0	5.5
8	25-Dec-04	2,826,265.48	598,610.80	128,000,161.41	0	0	0	604,754.13	0	0	0	5.5
9	25-Jan-05	3,027,029.96	592,467.47	127,341,981.93	0	0	0	598,610.80	0	0	0	5.5
10	25-Feb-05	3,244,239.97	586,324.14	126,655,533.33	0	0	0	592,467.47	0	0	0	5.5
11	25-Mar-05	3,493,319.93	580,180.81	125,945,000.00	0	0	0	586,324.14	0	0	0	5.5
12	25-Apr-05	3,774,747.19	574,037.48	125,210,262.82	0	0	0	580,180.81	0	0	0	5.5
13	25-May-05	4,095,931.41	567,894.15	124,452,371.41	0	0	0	574,037.48	0	0	0	5.5
14	25-Jun-05	4,464,480.00	561,750.82	123,673,621.41	0	0	0	567,894.15	0	0	0	5.5
15	25-Jul-05	4,886,860.00	555,607.49	122,776,761.41	0	0	0	561,750.82	0	0	0	5.5
16	25-Aug-05	5,370,700.00	549,464.16	121,762,061.41	0	0	0	555,607.49	0	0	0	5.5
17	25-Sep-05	5,922,200.00	543,320.83	120,631,261.41	0	0	0	549,464.16	0	0	0	5.5
18	25-Oct-05	6,549,000.00	537,177.50	119,384,261.41	0	0	0	543,320.83	0	0	0	5.5
19	25-Nov-05	7,260,000.00	531,034.17	118,023,261.41	0	0	0	537,177.50	0	0	0	5.5
20	25-Dec-05	8,064,000.00	524,890.84	116,548,261.41	0	0	0	531,034.17	0	0	0	5.5
21	25-Jan-06	8,970,000.00	518,747.51	114,958,261.41	0	0	0	524,890.84	0	0	0	5.5
22	25-Feb-06	9,990,000.00	512,604.18	113,253,261.41	0	0	0	518,747.51	0	0	0	5.5
23	25-Mar-06	11,130,000.00	506,460.85	111,433,261.41	0	0	0	512,604.18	0	0	0	5.5
24	25-Apr-06	12,400,000.00	500,317.52	109,498,261.41	0	0	0	506,460.85	0	0	0	5.5
25	25-May-06	13,810,000.00	494,174.19	107,448,261.41	0	0	0	500,317.52	0	0	0	5.5
26	25-Jun-06	15,370,000.00	488,030.86	105,283,261.41	0	0	0	494,174.19	0	0	0	5.5
27	25-Jul-06	17,090,000.00	481,887.53	102,993,261.41	0	0	0	488,030.86	0	0	0	5.5
28	25-Aug-06	19,000,000.00	475,744.20	100,588,261.41	0	0	0	481,887.53	0	0	0	5.5
29	25-Sep-06	21,130,000.00	469,600.87	98,068,261.41	0	0	0	475,744.20	0	0	0	5.5
30	25-Oct-06	23,500,000.00	463,457.54	95,418,261.41	0	0	0	469,600.87	0	0	0	5.5
31	25-Nov-06	26,140,000.00	457,314.21	92,628,261.41	0	0	0	463,457.54	0	0	0	5.5
32	25-Dec-06	29,080,000.00	451,170.88	89,698,261.41	0	0	0	457,314.21	0	0	0	5.5
33	25-Jan-07	32,350,000.00	445,027.55	86,628,261.41	0	0	0	451,170.88	0	0	0	5.5
34	25-Feb-07	35,990,000.00	438,884.22	83,418,261.41	0	0	0	445,027.55	0	0	0	5.5
35	25-Mar-07	40,050,000.00	432,740.89	80,068,261.41	0	0	0	438,884.22	0	0	0	5.5
36	25-Apr-07	44,580,000.00	426,597.56	76,568,261.41	0	0	0	432,740.89	0	0	0	5.5
37	25-May-07	49,640,000.00	420,454.23	72,918,261.41	0	0	0	426,597.56	0	0	0	5.5

Disclaimer: