



03028107

IN ACCORDANCE WITH RULE 202 OF REGULATION S-T,  
THIS FORM SE IS BEING FILED IN PAPER PURSUANT  
TO A CONTINUING HARDSHIP EXEMPTION.

REC'D S.E.C.  
JUL 30 2003  
2003

SECURITIES AND EXCHANGE COMMISSION  
WASHINGTON, DC 20549

**FORM SE**  
**FORM FOR SUBMISSION OF PAPER FORMAT EXHIBITS**  
**BY ELECTRONIC FILERS**

CWMBS, INC.

(Exact Name of Registrant as Specified in Charter)

000906410

(Registrant CIK Number)

Form 8-K for July 30, 2003

(Electronic Report, Schedule or Registration  
Statement of Which the Documents Are a Part  
(Give Period of Report))

333-103821

(SEC File Number, if Available)

**PROCESSED**

**JUL 31 2003**

**THOMSON  
FINANCIAL**

N/A

(Name of Person Filing the Document (if Other Than the Registrant))

**SIGNATURES**

*Filings Made by the Registrant.* The registrant has duly caused this form to be signed on its behalf by the undersigned, thereunto duly authorized, in the City of Calabasas, State of California, on July 30, 2003.

CWMBS, INC.


By:   
Darren Bigby  
Vice President

Exhibit Index

Exhibit

Page

99.1      Computational Materials Prepared by COUNTRYWIDE SECURITIES  
CORPORATION

4

IN ACCORDANCE WITH RULE 202 OF REGULATION S-T, THESE  
COMPUTATIONAL MATERIALS ARE BEING FILED IN PAPER PURSUANT TO A  
CONTINUING HARDSHIP EXEMPTION.

Exhibit 99.1

COMPUTATIONAL MATERIALS  
PREPARED BY COUNTRYWIDE SECURITIES CORPORATION

for

CWMBS, INC.

CHL MORTGAGE PASS-THROUGH TRUST 2003-J7  
MORTGAGE PASS-THROUGH CERTIFICATES, SERIES 2003-J7



# Yields Given Prices Report 1\_CW03\_J7\_FIN 30 year 5.2's

User ID: kleibowl Deals Directory: /opt/intex/deals Date: 07/28/2003 13:01:11

**Bond: IA1 Balance: 72,923,000 Coupon: 5.250000**

Delay: 24 Class Factor: 1.00 Accruing Since: 7/01/2003  
 Settlement Date: 7/30/2003 COMM 30 year WAC: 5.45 WAM: 237.98

Months	PSA	PSA	PSA	PSA	PSA	PSA	PSA	PSA	PSA	PSA	PSA	PSA	PSA	PSA	PSA	PSA	PSA	PSA	PSA
480	0	100	200	300	400	500	600	700	800	1000									
100-14	5.232	5.176	5.113	5.053	5.002	4.957	4.917	4.881	4.847	4.814	4.786								
100-18	5.220	5.155	5.082	5.013	4.954	4.902	4.856	4.814	4.774	4.733	4.703								
100-22	5.208	5.135	5.051	4.973	4.906	4.847	4.794	4.746	4.702	4.657	4.621								
100-26	5.196	5.114	5.020	4.933	4.858	4.792	4.733	4.679	4.630	4.581	4.539								
100-30	5.184	5.093	4.990	4.893	4.810	4.737	4.672	4.612	4.557	4.503	4.458								
101-2	5.172	5.073	4.959	4.853	4.762	4.682	4.611	4.546	4.485	4.427	4.376								
101-6	5.160	5.052	4.929	4.814	4.714	4.628	4.550	4.479	4.413	4.341	4.294								
101-10	5.148	5.032	4.898	4.774	4.667	4.573	4.489	4.412	4.341	4.270	4.213								
101-14	5.136	5.011	4.868	4.734	4.619	4.518	4.428	4.346	4.270	4.198	4.132								
101-18	5.125	4.991	4.838	4.695	4.572	4.464	4.368	4.280	4.198	4.127	4.051								
101-22	5.113	4.971	4.808	4.655	4.524	4.410	4.307	4.213	4.127	4.056	3.970								
*101-26	5.101	4.950	4.777	4.616	4.477	4.355	4.247	4.147	4.056	3.989	3.889								
101-30	5.089	4.930	4.747	4.577	4.430	4.301	4.186	4.081	3.984	3.899	3.809								
102-2	5.078	4.910	4.717	4.538	4.383	4.247	4.126	4.016	3.913	3.828	3.728								
102-6	5.066	4.889	4.687	4.498	4.335	4.193	4.065	3.950	3.842	3.758	3.648								
102-10	5.054	4.869	4.657	4.459	4.289	4.140	4.005	3.884	3.772	3.688	3.568								
102-14	5.043	4.849	4.627	4.420	4.242	4.086	3.946	3.819	3.701	3.617	3.488								
102-18	5.031	4.829	4.598	4.381	4.195	4.032	3.886	3.753	3.630	3.548	3.408								
102-22	5.019	4.809	4.568	4.343	4.148	3.979	3.827	3.688	3.560	3.478	3.328								
102-26	5.008	4.789	4.538	4.304	4.101	3.925	3.767	3.623	3.490	3.408	3.249								
102-30	4.996	4.769	4.508	4.265	4.055	3.872	3.708	3.558	3.420	3.338	3.169								
103-2	4.985	4.749	4.479	4.226	4.008	3.819	3.648	3.493	3.350	3.268	3.090								
103-6	4.973	4.729	4.449	4.188	3.962	3.765	3.589	3.428	3.280	3.198	3.011								
AVG LIFE	16.91	7.99	4.84	3.54	2.88	2.47	2.20	2.00	1.84	1.61	1.52								
DURATION	10.41	6.02	4.06	3.11	2.59	2.26	2.03	1.85	1.72	1.52	1.40								
FIRST PAY	8/03	8/03	8/03	8/03	8/03	8/03	8/03	8/03	8/03	8/03	8/03								
LAST PAY	11/30	12/22	6/15	5/11	6/09	5/08	9/07	3/07	10/06	10/06	4/06								

Although the information included in this report has been obtained from sources which we believe to be reliable, we do not warrant its accuracy or completeness. All information contained herein is subject to change without notice. This report is for informational purposes only and is not intended as an offer or solicitation with respect to the purchase or sale of any securities. The accuracy of the financial projections is dependent on the occurrence of future events which cannot be assured, therefore, the actual results achieved during the projection period may vary from the projections.



# Yields Given Prices Report 1\_CW03\_J7\_FIN 30 year 5.2's

User ID: kleibowi Deals Directory: /opt/intex/deals Date: 07/28/2003 13:01:18

**Bond: IA2 Balance: 41,600,000 Coupon: 5.250000**

Delay: 24 Class Factor: 1.00 Accruing Since: 7/01/2003  
 Settlement Date: 7/30/2003 COMM 30 year WAC: 5.45 WAM: 237.98

Months	PSA	PSA	PSA	PSA	PSA	PSA	PSA	PSA	PSA	PSA	PSA	PSA	PSA
480	0	100	200	300	400	500	600	700	800	1000			
100-4	5.269	5.257	5.242	5.222	5.200	5.173	5.151	5.132	5.115	5.083			
100-8	5.259	5.244	5.224	5.200	5.171	5.138	5.110	5.086	5.065	5.024			
100-12	5.249	5.230	5.207	5.178	5.143	5.103	5.069	5.041	5.014	4.965			
100-16	5.239	5.217	5.190	5.156	5.115	5.068	5.029	4.995	4.964	4.907			
100-20	5.228	5.204	5.173	5.133	5.087	5.032	4.988	4.949	4.914	4.848			
100-24	5.218	5.191	5.155	5.111	5.058	4.997	4.947	4.903	4.864	4.790			
100-28	5.208	5.177	5.138	5.089	5.030	4.963	4.907	4.858	4.814	4.731			
101-0	5.198	5.164	5.121	5.067	5.002	4.928	4.866	4.812	4.764	4.673			
101-4	5.188	5.151	5.104	5.045	4.974	4.893	4.826	4.767	4.714	4.615			
101-8	5.178	5.138	5.087	5.023	4.947	4.858	4.785	4.722	4.664	4.557			
101-12	5.168	5.125	5.070	5.001	4.919	4.823	4.745	4.677	4.614	4.499			
*101-16	5.158	5.112	5.053	4.979	4.891	4.789	4.705	4.631	4.565	4.441			
101-20	5.148	5.099	5.036	4.957	4.863	4.754	4.655	4.586	4.515	4.383			
101-24	5.138	5.086	5.019	4.936	4.836	4.720	4.624	4.541	4.466	4.326			
101-28	5.129	5.073	5.002	4.914	4.808	4.685	4.584	4.496	4.417	4.268			
102-0	5.119	5.060	4.986	4.892	4.780	4.651	4.544	4.452	4.367	4.211			
102-4	5.109	5.047	4.969	4.871	4.753	4.617	4.504	4.407	4.318	4.153			
102-8	5.099	5.034	4.952	4.849	4.725	4.582	4.465	4.362	4.269	4.096			
102-12	5.089	5.021	4.935	4.827	4.698	4.548	4.425	4.318	4.220	4.039			
102-16	5.079	5.009	4.919	4.806	4.671	4.514	4.385	4.273	4.171	3.982			
102-20	5.069	4.996	4.902	4.784	4.643	4.480	4.346	4.229	4.123	3.925			
102-24	5.060	4.983	4.886	4.763	4.616	4.446	4.306	4.184	4.074	3.868			
102-28	5.050	4.970	4.869	4.742	4.589	4.412	4.267	4.140	4.025	3.811			
AVG LIFE	22.27	15.33	10.48	7.38	5.41	4.11	3.45	3.03	2.74	2.31			
DURATION	12.32	9.42	7.24	5.61	4.42	3.55	3.05	2.72	2.48	2.12			
FIRST PAY	8/03	8/03	8/03	8/03	8/03	8/03	8/03	8/03	8/03	8/03			
LAST PAY	6/33	6/33	6/33	6/33	6/33	3/33	11/09	9/08	1/08	3/07			

Although the information included in this report has been obtained from sources which we believe to be reliable, we do not guarantee its accuracy or completeness. All information contained herein is subject to change without notice. This report is for informative purposes only and is not intended as an offer or solicitation with respect to the purchase of any securities. The accuracy of the financial projections is dependent on the occurrence of future events which cannot be assured. Therefore, the actual details achieved during the projection period may vary from the projections.



COUNTRYWIDE SECURITIES CORPORATION  
A Countrywide Capital Markets Company

# Yields Given Prices Report 1\_CW03\_J7\_FIN 30 year 5.2's

User ID: kleibow Deals Directory: /opt/intex/deals Date: 07/28/2003 13:01:25

Bond: IA3 Balance: 12,971,000 Coupon: 5.250000

Delay: 24 Class Factor: 1.00 Accruing Since: 7/01/2003  
Settlement Date: 7/30/2003 COMM 30 year WAC: 5.45 WAM: 237.98

Months	PSA	PSA	PSA	PSA	PSA	PSA	PSA	PSA	PSA	PSA	PSA	PSA	PSA	PSA	PSA	PSA	PSA	PSA	PSA	PSA	
480	0	100	200	300	400	500	600	700	800	1000											
100-03.50	5.270	5.262	5.255	5.250	5.246	5.242	5.234	5.224	5.212	5.188											
100-07.50	5.259	5.249	5.241	5.234	5.229	5.225	5.214	5.201	5.186	5.156											
100-11.50	5.249	5.237	5.227	5.219	5.212	5.207	5.194	5.178	5.160	5.123											
100-15.50	5.239	5.225	5.213	5.203	5.196	5.189	5.174	5.155	5.134	5.091											
100-19.50	5.228	5.212	5.199	5.188	5.179	5.172	5.154	5.133	5.108	5.059											
100-23.50	5.218	5.200	5.185	5.172	5.162	5.154	5.134	5.110	5.083	5.026											
100-27.50	5.208	5.187	5.171	5.157	5.146	5.136	5.115	5.087	5.057	4.994											
100-31.50	5.198	5.175	5.156	5.141	5.129	5.119	5.095	5.065	5.031	4.962											
101-03.50	5.188	5.163	5.142	5.126	5.112	5.101	5.075	5.042	5.005	4.930											
101-07.50	5.177	5.151	5.128	5.110	5.096	5.084	5.055	5.020	4.980	4.898											
101-11.50	5.167	5.138	5.114	5.095	5.079	5.066	5.036	4.997	4.954	4.866											
*101-15.50	5.157	5.126	5.101	5.080	5.063	5.049	5.016	4.975	4.929	4.834											
101-19.50	5.147	5.114	5.087	5.064	5.046	5.031	4.996	4.952	4.903	4.802											
101-23.50	5.137	5.102	5.073	5.049	5.030	5.014	4.977	4.930	4.878	4.770											
101-27.50	5.127	5.090	5.059	5.034	5.013	4.997	4.957	4.908	4.852	4.738											
101-31.50	5.117	5.077	5.045	5.019	4.997	4.979	4.937	4.885	4.827	4.706											
102-03.50	5.107	5.065	5.031	5.003	4.981	4.962	4.918	4.863	4.801	4.675											
102-07.50	5.097	5.053	5.017	4.988	4.964	4.945	4.898	4.841	4.776	4.643											
102-11.50	5.087	5.041	5.003	4.973	4.948	4.927	4.879	4.819	4.751	4.611											
102-15.50	5.077	5.029	4.990	4.958	4.932	4.910	4.860	4.797	4.725	4.580											
102-19.50	5.067	5.017	4.976	4.943	4.916	4.893	4.840	4.774	4.700	4.548											
102-23.50	5.057	5.005	4.962	4.928	4.899	4.876	4.821	4.752	4.675	4.517											
102-27.50	5.047	4.993	4.949	4.913	4.883	4.859	4.801	4.730	4.650	4.485											
AVG LIFE	20.88	15.63	12.75	11.04	9.95	9.19	7.85	6.66	5.70	4.40											
DURATION	12.11	10.04	8.80	7.99	7.44	7.03	6.24	5.47	4.80	3.84											
FIRST PAY	8/08	8/08	8/08	8/08	8/08	8/08	8/08	8/08	1/08	3/07											
LAST PAY	6/33	6/33	6/33	6/33	6/33	6/33	5/33	9/32	7/29	9/09											

Although the information included in this report has been obtained from sources which we believe to be reliable, we do not guarantee its accuracy or completeness. All information contained herein is subject to change without notice. This report is for informative purposes only and is not intended as an offer or solicitation with respect to the purchase of any securities. The accuracy of the financial projections is dependent on the occurrence of future events which cannot be assured. Therefore, the actual details achieved during the projection period may vary from the projections.



# Yields Given Prices Report 1\_CW03\_J7\_FIN 30 year 5.2's

User ID: kleibow Deals Directory: /opt/intex/deals Date: 07/28/2003 13:01:32

**Bond: IIA1 Balance: 10,000,000 Coupon: 5.000000**

Delay: 24 Class Factor: 1.00 Accruing Since: 7/01/2003  
 Settlement Date: 7/30/2003 COMM 30 year WAC: 5.45 WAM: 237.98

Months	PSA	PSA	PSA	PSA	PSA	PSA	PSA	PSA	PSA	PSA	PSA	PSA	PSA	PSA	PSA	PSA	PSA	PSA	PSA
480	0	100	200	300	400	500	600	700	800	1000									
100- 0	5.021	4.997	4.970	4.945	4.923	4.905	4.888	4.872	4.858	4.832									
100- 4	5.009	4.977	4.940	4.905	4.875	4.849	4.826	4.805	4.785	4.749									
100- 8	4.997	4.956	4.909	4.865	4.827	4.794	4.765	4.737	4.712	4.667									
100-12	4.985	4.935	4.878	4.825	4.779	4.739	4.703	4.670	4.640	4.585									
100-16	4.974	4.915	4.848	4.785	4.731	4.684	4.642	4.603	4.568	4.503									
100-20	4.962	4.894	4.817	4.745	4.683	4.629	4.581	4.537	4.496	4.421									
100-24	4.950	4.874	4.787	4.706	4.636	4.575	4.520	4.470	4.424	4.340									
100-28	4.938	4.854	4.757	4.666	4.588	4.520	4.459	4.403	4.352	4.258									
101- 0	4.927	4.833	4.726	4.627	4.540	4.465	4.398	4.337	4.280	4.177									
101- 4	4.915	4.813	4.696	4.587	4.493	4.411	4.337	4.270	4.208	4.096									
101- 8	4.904	4.793	4.666	4.548	4.446	4.357	4.277	4.204	4.137	4.015									
*101-12	4.892	4.773	4.636	4.508	4.398	4.302	4.216	4.138	4.065	3.934									
101-16	4.880	4.752	4.606	4.469	4.351	4.248	4.156	4.072	3.994	3.853									
101-20	4.869	4.732	4.576	4.430	4.304	4.194	4.096	4.006	3.923	3.773									
101-24	4.857	4.712	4.546	4.391	4.257	4.140	4.036	3.940	3.852	3.692									
101-28	4.846	4.692	4.516	4.352	4.210	4.086	3.976	3.875	3.781	3.612									
102- 0	4.834	4.672	4.486	4.313	4.163	4.033	3.916	3.809	3.710	3.532									
102- 4	4.823	4.652	4.456	4.274	4.116	3.979	3.856	3.744	3.640	3.452									
102- 8	4.811	4.632	4.427	4.235	4.070	3.925	3.796	3.678	3.569	3.372									
102-12	4.800	4.612	4.397	4.196	4.023	3.872	3.737	3.613	3.499	3.293									
102-16	4.789	4.593	4.367	4.158	3.976	3.819	3.677	3.548	3.429	3.213									
102-20	4.777	4.573	4.338	4.119	3.930	3.765	3.618	3.483	3.359	3.134									
102-24	4.766	4.553	4.308	4.080	3.884	3.712	3.559	3.418	3.289	3.054									
AVG LIFE	16.91	7.99	4.84	3.54	2.88	2.48	2.20	2.00	1.85	1.62									
DURATION	10.60	6.08	4.08	3.12	2.60	2.27	2.03	1.86	1.72	1.52									
FIRST PAY	8/03	8/03	8/03	8/03	8/03	8/03	8/03	8/03	8/03	8/03									
LAST PAY	11/30	11/22	5/15	5/11	6/09	5/08	9/07	3/07	10/06	4/06									

Although the information included in this report has been obtained from sources which we believe to be reliable, we do not guarantee its accuracy or completeness. All information contained herein is subject to change without notice. This report is for informational purposes only and is not intended as an offer or solicitation with respect to the purchase or sale of any securities. The accuracy of the financial projections is dependent on the occurrence of future events which cannot be assured, therefore, the actual details achieved during the projection period may vary from the projections.





# Yields Given Prices Report 1\_CW03\_J7\_FIN 30 year 5.2's

User ID: kleibowl Deals Directory: /opt/intex/deals Date: 07/28/2003 13:01:39

Bond: IIA2 Balance: 23,526,000 Coupon: 5.000000

Delay: 24 Class Factor: 1.00 Accruing Since: 7/01/2003  
 Settlement Date: 7/30/2003 COMM 30 year WAC: 5.45 WAM: 237.98

Months	PSA	PSA 100	PSA 200	PSA 300	PSA 400	PSA 500	PSA 600	PSA 700	PSA 800	PSA 1000
102-03.50	4.689	4.151	3.953	3.953	3.953	3.953	3.953	3.924	3.872	3.761
102-07.50	4.670	4.105	3.898	3.898	3.898	3.898	3.898	3.867	3.813	3.697
102-11.50	4.652	4.060	3.843	3.843	3.843	3.843	3.843	3.810	3.754	3.632
102-15.50	4.634	4.015	3.788	3.788	3.788	3.788	3.788	3.754	3.694	3.567
102-19.50	4.616	3.970	3.733	3.733	3.733	3.733	3.733	3.697	3.635	3.503
102-23.50	4.598	3.925	3.678	3.678	3.678	3.678	3.678	3.641	3.577	3.438
102-27.50	4.580	3.880	3.623	3.623	3.623	3.623	3.623	3.585	3.518	3.374
102-31.50	4.562	3.835	3.569	3.569	3.569	3.569	3.569	3.529	3.459	3.310
103-03.50	4.543	3.790	3.514	3.514	3.514	3.514	3.514	3.473	3.400	3.245
103-07.50	4.525	3.746	3.459	3.459	3.459	3.459	3.459	3.417	3.342	3.181
103-11.50	4.507	3.701	3.405	3.405	3.405	3.405	3.405	3.361	3.284	3.117
*103-15.50	4.490	3.657	3.351	3.351	3.351	3.351	3.351	3.305	3.225	3.054
103-19.50	4.472	3.612	3.297	3.297	3.297	3.297	3.297	3.250	3.167	2.990
103-23.50	4.454	3.568	3.243	3.243	3.243	3.243	3.243	3.194	3.109	2.926
103-27.50	4.436	3.524	3.189	3.189	3.189	3.189	3.189	3.139	3.051	2.863
103-31.50	4.418	3.479	3.135	3.135	3.135	3.135	3.135	3.083	2.993	2.800
104-03.50	4.400	3.435	3.081	3.081	3.081	3.081	3.081	3.028	2.935	2.736
104-07.50	4.383	3.391	3.027	3.027	3.027	3.027	3.027	2.973	2.877	2.673
104-11.50	4.365	3.347	2.974	2.974	2.974	2.974	2.974	2.918	2.820	2.610
104-15.50	4.347	3.303	2.920	2.920	2.920	2.920	2.920	2.863	2.762	2.547
104-19.50	4.330	3.259	2.867	2.867	2.867	2.867	2.867	2.808	2.705	2.484
104-23.50	4.312	3.216	2.813	2.813	2.813	2.813	2.813	2.753	2.648	2.422
104-27.50	4.294	3.172	2.760	2.760	2.760	2.760	2.760	2.698	2.590	2.359
AVG LIFE	8.72	2.97	2.40	2.40	2.40	2.40	2.40	2.33	2.22	2.01
DURATION	6.71	2.71	2.22	2.22	2.22	2.22	2.22	2.16	2.07	1.89
FIRST PAY	8/03	8/03	8/03	8/03	8/03	8/03	8/03	8/03	8/03	8/03
LAST PAY	1/19	11/08	9/07	9/07	9/07	9/07	9/07	3/07	10/06	4/06

Although the information included in this report has been obtained from sources which we believe to be reliable, we do not warrant its accuracy or completeness. All information contained herein is subject to change without notice. This report is for informational purposes only and is not intended as an offer or solicitation with respect to the purchase or sale of any securities. The accuracy of the financial projections is dependent on the occurrence of future events which cannot be assured, therefore, the actual details achieved during the projection period may vary from the projections.



COUNTYWIDE SECURITIES CORPORATION  
A Countywide Capital Markets Company

# Yields Given Prices Report 1\_CW03\_J7\_FIN 30 year 5.2's

User ID: kleibowl Deals Directory: /opt/infext/deals Date: 07/28/2003 13:01:46

Bond: IIA3 Balance: 37,177,000 Coupon: 5.000000

Delay: 24 Class Factor: 1.00 Accruing Since: 7/01/2003  
Settlement Date: 7/30/2003 COMM 30 year WAC: 5.45 WAM: 237.98

Months	PSA	PSA	PSA	PSA	PSA	PSA	PSA	PSA	PSA	PSA	PSA	PSA	PSA	PSA	PSA
480	0	100	200	300	400	500	600	700	800	1000					
96-6	5.327	5.491	5.737	6.025	6.310	6.606	6.912	7.188	7.420	7.824					
96-10	5.317	5.475	5.711	5.989	6.263	6.548	6.843	7.109	7.333	7.722					
96-14	5.307	5.459	5.686	5.953	6.217	6.491	6.775	7.031	7.246	7.620					
96-18	5.297	5.443	5.661	5.918	6.171	6.434	6.707	6.952	7.159	7.518					
96-22	5.287	5.427	5.636	5.882	6.125	6.377	6.639	6.874	7.072	7.416					
96-26	5.277	5.411	5.611	5.846	6.079	6.321	6.571	6.796	6.985	7.315					
96-30	5.267	5.395	5.586	5.811	6.033	6.264	6.503	6.718	6.899	7.213					
97-2	5.257	5.379	5.561	5.776	5.987	6.207	6.435	6.640	6.813	7.112					
97-6	5.247	5.363	5.537	5.740	5.942	6.151	6.367	6.562	6.726	7.011					
97-10	5.237	5.347	5.512	5.705	5.896	6.094	6.300	6.485	6.640	6.911					
97-14	5.227	5.331	5.487	5.670	5.850	6.038	6.233	6.408	6.555	6.810					
*97-18	5.217	5.315	5.462	5.635	5.805	5.982	6.165	6.330	6.469	6.710					
97-22	5.207	5.299	5.438	5.599	5.760	5.926	6.098	6.253	6.384	6.610					
97-26	5.197	5.283	5.413	5.564	5.714	5.870	6.031	6.176	6.298	6.510					
97-30	5.187	5.268	5.388	5.530	5.669	5.814	5.964	6.100	6.213	6.411					
98-2	5.177	5.252	5.364	5.495	5.624	5.758	5.898	6.023	6.128	6.311					
98-6	5.168	5.236	5.339	5.460	5.579	5.703	5.831	5.946	6.043	6.212					
98-10	5.158	5.221	5.315	5.425	5.534	5.647	5.765	5.870	5.959	6.113					
98-14	5.148	5.205	5.290	5.390	5.489	5.592	5.698	5.794	5.874	6.014					
98-18	5.138	5.189	5.266	5.356	5.444	5.537	5.632	5.718	5.790	5.915					
98-22	5.128	5.174	5.242	5.321	5.400	5.481	5.566	5.642	5.706	5.817					
98-26	5.119	5.158	5.217	5.287	5.355	5.426	5.500	5.566	5.622	5.719					
98-30	5.109	5.143	5.193	5.252	5.311	5.371	5.434	5.491	5.538	5.621					
AVG LIFE	22.05	11.12	6.36	4.25	3.20	2.54	2.09	1.80	1.62	1.37					
DURATION	12.86	8.06	5.16	3.63	2.81	2.27	1.90	1.65	1.49	1.27					
FIRST PAY	1/19	11/08	8/03	8/03	8/03	8/03	8/03	8/03	8/03	8/03					
LAST PAY	10/30	10/22	5/15	4/11	6/09	5/08	9/07	9/06	4/06	10/05					

Although the information included in this report has been obtained from sources which we believe to be reliable, we do not warrant its accuracy or completeness. All information contained herein is subject to change without notice. This report is for informational purposes only and is not intended as an offer or solicitation with respect to the purchase or sale of any securities. The accuracy of the financial projections is dependent on the occurrence of future events which cannot be assured, therefore, the actual results achieved during the projection period may vary from the projections.



COUNTRYWIDE SECURITIES CORPORATION  
A Countrywide Capital Markets Company

# Yields Given Prices Report 1\_CW03\_J7\_FIN 30 year 5.2's

User ID: kleibowl Deals Directory: /opt/intex/deals Date: 07/28/2003 13:01:53

Bond: IIA4 Balance: 140,000 Coupon: 5.000000

Delay: 24 Class Factor: 1.00 Accruing since: 7/01/2003  
Settlement Date: 7/30/2003 COMM 30 year WAC: 5.45 WAM: 237.98

Months	PSA	PSA	PSA	PSA	PSA	PSA	PSA	PSA	PSA	PSA	PSA	PSA	PSA	PSA	PSA	PSA	PSA
480	0	100	200	300	400	500	600	700	800	1000							
98-20	5.124	5.139	5.172	5.218	10.853	14.091	15.675	17.729	20.770	21.096							
98-24	5.116	5.129	5.158	5.198	10.144	12.979	14.365	16.159	18.813	19.097							
98-28	5.107	5.118	5.144	5.178	9.439	11.876	13.064	14.602	16.875	17.119							
99-0	5.098	5.108	5.129	5.158	8.737	10.779	11.774	13.059	14.957	15.160							
99-4	5.090	5.097	5.115	5.138	8.039	9.690	10.493	11.529	13.059	13.222							
99-8	5.081	5.087	5.100	5.118	7.344	8.608	9.221	10.013	11.179	11.304							
99-12	5.072	5.077	5.086	5.099	6.653	7.533	7.959	8.509	9.319	9.406							
99-16	5.064	5.066	5.071	5.079	5.964	6.465	6.707	7.019	7.477	7.526							
99-20	5.055	5.056	5.057	5.059	5.279	5.403	5.464	5.541	5.654	5.666							
99-24	5.047	5.045	5.043	5.039	4.598	4.349	4.230	4.076	3.849	3.825							
99-28	5.038	5.035	5.029	5.019	3.919	3.302	3.005	2.623	2.063	2.003							
*100-0	5.030	5.025	5.014	5.000	3.244	2.262	1.789	1.183	0.294	0.199							
100-4	5.021	5.015	5.000	4.980	2.572	1.228	0.583	-0.245	-1.457	-1.586							
100-8	5.012	5.004	4.986	4.960	1.903	-0.201	-0.615	-1.661	-3.191	-3.353							
100-12	5.004	4.994	4.972	4.941	1.237	-0.819	-1.804	-3.065	-4.907	-5.103							
100-16	4.995	4.984	4.957	4.921	0.575	-1.833	-2.984	-4.457	-6.606	-6.835							
100-20	4.987	4.974	4.943	4.902	-0.084	-2.840	-4.155	-5.837	-8.288	-8.549							
100-24	4.979	4.964	4.929	4.882	-0.741	-3.840	-5.318	-7.205	-9.954	-10.246							
100-28	4.970	4.953	4.915	4.863	-1.394	-4.834	-6.472	-8.562	-11.603	-11.926							
101-0	4.962	4.943	4.901	4.843	-2.044	-5.822	-7.618	-9.907	-13.235	-13.588							
101-4	4.953	4.933	4.887	4.824	-2.691	-6.803	-8.755	-11.241	-14.852	-15.235							
101-8	4.945	4.923	4.873	4.804	-3.335	-7.778	-9.884	-12.564	-16.452	-16.864							
101-12	4.936	4.913	4.859	4.785	-3.976	-8.747	-11.005	-13.876	-18.037	-18.478							
AVG LIFE	27.24	19.28	11.82	7.82	0.19	0.12	0.10	0.09	0.07	0.07							
DURATION	14.57	12.11	8.73	6.33	0.18	0.12	0.10	0.09	0.07	0.07							
FIRST PAY	10/30	10/22	5/15	4/11	8/03	8/03	8/03	8/03	8/03	8/03							
LAST PAY	11/30	11/22	5/15	5/11	11/03	10/03	9/03	9/03	9/03	8/03							

Although the information included in this report has been obtained from sources which we believe to be reliable, we do not guarantee its accuracy or completeness. All information contained herein is subject to change without notice. This report is for informative purposes only and is not intended as an offer or solicitation with respect to any securities. The accuracy of the financial projections is dependent on the occurrence of future events, which cannot be assured, therefore, the actual details achieved during the projection period may vary from the projections.



COUNTRYWIDE SECURITIES CORPORATION  
A Countrywide Capital Markets Company

# Yields Given Prices Report 1\_CW03\_J7\_FIN 30 year 5.2's

User ID: kleibowi Deals Directory: /opt/intex/deals Date: 07/28/2003 13:01:59

Bond: IIA14 Balance: 1,339,000 Coupon: 5.000000

Delay: 24 Class Factor: 1.00 Accruing Since: 7/01/2003

Settlement Date: 7/30/2003 COMM 30 year WAC: 5.45 WAM: 237.98

Months	PSA	PSA	PSA	PSA	PSA	PSA	PSA	PSA	PSA	PSA	PSA	PSA
*16-19.20	29.721	25.344	20.761	15.040	7.792	0.150	-7.302	-14.308	-21.081	-33.769		
	20.39	12.38	7.85	5.44	4.12	3.40	2.94	2.63	2.39	2.04		
DURATION	2.96	2.93	2.83	2.61	2.34	2.15	2.02	1.94	1.87	1.79		
FIRST PAY	8/03	8/03	8/03	8/03	8/03	8/03	8/03	8/03	8/03	8/03		
LAST PAY	8/32	1/29	11/21	2/16	12/11	11/09	9/08	1/08	7/07	10/06		

Although the information included in this report has been obtained from sources which we believe to be reliable, we do not guarantee its accuracy or completeness. All information contained herein is subject to change without notice. This report is for informative purposes only and is not intended as an offer or solicitation with respect to the purchase or sale of any securities. The accuracy of the financial projections is dependent on the occurrence of future events which cannot be assured, therefore, the actual details achieved during the projection period may vary from the projections.







COUNTRYWIDE SECURITIES CORPORATION  
A Countrywide Capital Markets Company

# Yields Given Prices Report 1\_CW03\_J7\_FIN 30 year 5.2's

User ID: kleibowi Deals Directory: /opt/intex/deals Date: 07/28/2003 13:02:20

Bond: IIA5 Balance: 5,150,000 Coupon: 5.000000

Delay: 24 Class Factor: 1.00 Accruing Since: 7/01/2003  
Settlement Date: 7/30/2003 COMM 30 year WAC: 5.45 WAM: 237.98

Months	PSA	PSA	PSA	PSA	PSA	PSA	PSA	PSA	PSA	PSA	PSA	PSA	PSA	PSA	PSA	PSA	PSA	PSA	PSA
480	100	200	300	400	500	600	700	800	1000										
97- 4	5.229	5.261	5.336	5.552	5.655	5.742	5.827	5.907	6.053										
97- 8	5.220	5.250	5.322	5.527	5.625	5.708	5.788	5.864	6.003										
97-12	5.212	5.240	5.308	5.503	5.595	5.674	5.750	5.822	5.953										
97-16	5.203	5.230	5.294	5.478	5.565	5.639	5.711	5.779	5.904										
97-20	5.194	5.219	5.280	5.453	5.535	5.605	5.673	5.737	5.854										
97-24	5.185	5.209	5.266	5.428	5.505	5.571	5.634	5.694	5.804										
97-28	5.176	5.199	5.251	5.403	5.475	5.537	5.596	5.652	5.755										
98- 0	5.168	5.188	5.237	5.379	5.445	5.502	5.558	5.610	5.705										
98- 4	5.159	5.178	5.223	5.354	5.415	5.468	5.519	5.567	5.656										
98- 8	5.150	5.168	5.209	5.329	5.386	5.434	5.481	5.525	5.606										
98-12	5.141	5.157	5.195	5.305	5.356	5.400	5.443	5.483	5.557										
*98-16	5.133	5.147	5.181	5.280	5.326	5.366	5.405	5.441	5.508										
98-20	5.124	5.137	5.168	5.255	5.297	5.333	5.367	5.399	5.459										
98-24	5.115	5.127	5.154	5.231	5.267	5.299	5.329	5.357	5.410										
98-28	5.107	5.117	5.140	5.206	5.238	5.265	5.291	5.316	5.361										
99- 0	5.098	5.106	5.126	5.182	5.209	5.231	5.253	5.274	5.312										
99- 4	5.090	5.096	5.112	5.158	5.179	5.198	5.215	5.232	5.263										
99- 8	5.081	5.086	5.098	5.133	5.150	5.164	5.178	5.191	5.214										
99-12	5.072	5.076	5.084	5.109	5.121	5.130	5.140	5.149	5.166										
99-16	5.064	5.066	5.071	5.085	5.091	5.097	5.102	5.108	5.117										
99-20	5.055	5.056	5.057	5.060	5.062	5.063	5.065	5.066	5.068										
99-24	5.047	5.046	5.043	5.036	5.033	5.030	5.027	5.025	5.020										
99-28	5.038	5.036	5.030	5.012	5.004	4.997	4.990	4.983	4.972										
AVG LIFE	27.56	20.12	12.53	6.13	4.95	4.25	3.74	3.36	2.83										
DURATION	14.55	12.35	9.07	5.15	4.27	3.73	3.32	3.01	2.57										
FIRST PAY	11/30	11/22	5/15	6/09	5/08	9/07	3/07	10/06	4/06										
LAST PAY	5/31	6/24	10/16	12/09	9/08	12/07	5/07	1/07	6/06										

Although the information included in this report has been obtained from sources which we believe to be reliable, we do not warrant the accuracy or completeness. All information contained herein is subject to change without notice. This report is provided for informational purposes only and is not intended as an offer or solicitation with respect to the purchase or sale of any securities. The accuracy of the financial projections is dependent on the occurrence of future events which cannot be assured, therefore, the actual details achieved during the projection period may vary from the projections.



# Yields Given Prices Report 1\_CW03\_J7\_FIN 30 year 5.2's

User ID: kleibowi Deals Directory: /opt/intex/deals Date: 07/28/2003 13:02:27

**Bond: IIA6 Balance: 5,150,000 Coupon: 5.000000**

Delay: 24 Class Factor: 1.00 Accruing Since: 7/01/2003  
 Settlement Date: 7/30/2003 COMM 30 year WAC: 5.45 WAM: 237.98

Months	PSA	PSA	PSA	PSA	PSA	PSA	PSA	PSA	PSA	PSA	PSA	PSA	PSA	PSA	PSA	PSA	PSA
480	0	100	200	300	400	500	600	700	800	1000							
97- 4	5.228	5.252	5.314	5.408	5.516	5.616	5.705	5.786	5.864	6.012							
97- 8	5.219	5.242	5.301	5.391	5.493	5.588	5.672	5.749	5.823	5.964							
97-12	5.210	5.232	5.288	5.373	5.470	5.560	5.640	5.713	5.783	5.916							
97-16	5.201	5.222	5.275	5.355	5.447	5.532	5.607	5.676	5.742	5.868							
97-20	5.193	5.212	5.262	5.337	5.424	5.504	5.575	5.640	5.702	5.821							
97-24	5.184	5.202	5.249	5.320	5.401	5.476	5.542	5.604	5.662	5.773							
97-28	5.175	5.192	5.236	5.302	5.378	5.448	5.510	5.567	5.622	5.725							
98- 0	5.167	5.182	5.223	5.285	5.355	5.420	5.478	5.531	5.582	5.678							
98- 4	5.158	5.172	5.210	5.267	5.332	5.392	5.446	5.495	5.541	5.631							
98- 8	5.149	5.162	5.197	5.249	5.309	5.364	5.413	5.458	5.501	5.583							
98-12	5.141	5.153	5.184	5.232	5.286	5.337	5.381	5.422	5.462	5.536							
*98-16	5.132	5.143	5.171	5.214	5.264	5.309	5.349	5.386	5.422	5.489							
98-20	5.123	5.133	5.159	5.197	5.241	5.281	5.317	5.350	5.382	5.442							
98-24	5.115	5.123	5.146	5.179	5.218	5.254	5.285	5.314	5.342	5.395							
98-28	5.106	5.114	5.133	5.162	5.195	5.226	5.253	5.278	5.302	5.348							
99- 0	5.098	5.104	5.120	5.145	5.173	5.198	5.222	5.243	5.263	5.301							
99- 4	5.089	5.094	5.107	5.127	5.150	5.171	5.190	5.207	5.223	5.254							
99- 8	5.081	5.085	5.095	5.110	5.127	5.144	5.158	5.171	5.184	5.208							
99-12	5.072	5.075	5.082	5.093	5.105	5.116	5.126	5.135	5.144	5.161							
99-16	5.064	5.065	5.069	5.075	5.082	5.089	5.095	5.100	5.105	5.114							
99-20	5.055	5.056	5.057	5.058	5.060	5.061	5.063	5.064	5.065	5.068							
99-24	5.047	5.046	5.044	5.041	5.037	5.034	5.031	5.029	5.026	5.021							
99-28	5.038	5.036	5.031	5.024	5.015	5.007	5.000	4.993	4.987	4.975							
AVG LIFE	28.10	21.82	14.07	9.27	6.70	5.34	4.52	3.97	3.55	2.96							
DURATION	14.68	12.92	9.84	7.23	5.55	4.57	3.94	3.51	3.17	2.68							
FIRST PAY	5/31	6/24	10/16	3/12	12/09	9/08	12/07	5/07	1/07	6/06							
LAST PAY	12/31	4/26	7/18	6/13	7/10	2/09	3/08	8/07	3/07	8/06							

Although the information included in this report has been obtained from sources which we believe to be reliable, we do not guarantee its accuracy. All information contained herein is subject to change without notice. This report is for informational purposes only and should not be used as a basis for the purchase or sale of any securities. The accuracy of the financial projections is dependent on the occurrence of future events which cannot be assured, therefore, the actual details achieved during the projection period may vary from the projections.





# Yields Given Prices Report 1\_CW03\_J7\_FIN 30 year 5.2's

User ID: kleibowi Deals Directory: /opt/intex/deals Date: 07/28/2003 13:02:34

Bond: IIA7 Balance: 5,150,000 Coupon: 5.000000

Delay: 24 Class Factor: 1.00 Accruing Since: 7/01/2003  
 Settlement Date: 7/30/2003 COMM 30 year WAC: 5.45 WAM: 237.98

Months	PSA	PSA	PSA	PSA	PSA	PSA	PSA	PSA	PSA	PSA	PSA	PSA	PSA	PSA	PSA	PSA	PSA	PSA
480	0	100	200	300	400	500	600	700	800	1000								
97-4	5.226	5.243	5.292	5.370	5.476	5.575	5.667	5.745	5.821	5.966								
97-8	5.218	5.233	5.280	5.354	5.455	5.549	5.636	5.711	5.783	5.920								
97-12	5.209	5.224	5.268	5.338	5.434	5.523	5.605	5.676	5.745	5.875								
97-16	5.200	5.214	5.256	5.322	5.413	5.497	5.575	5.642	5.706	5.829								
97-20	5.192	5.205	5.244	5.306	5.392	5.471	5.544	5.607	5.668	5.784								
97-24	5.183	5.195	5.232	5.291	5.371	5.445	5.514	5.573	5.630	5.739								
97-28	5.174	5.186	5.220	5.275	5.350	5.419	5.483	5.538	5.592	5.693								
98-0	5.166	5.176	5.208	5.259	5.329	5.393	5.453	5.504	5.554	5.648								
98-4	5.157	5.167	5.197	5.244	5.308	5.367	5.423	5.473	5.516	5.603								
98-8	5.149	5.158	5.185	5.228	5.287	5.342	5.392	5.436	5.478	5.558								
98-12	5.140	5.148	5.173	5.212	5.266	5.316	5.362	5.402	5.440	5.513								
*98-16	5.131	5.139	5.161	5.197	5.245	5.290	5.332	5.368	5.402	5.468								
98-20	5.123	5.130	5.150	5.181	5.225	5.265	5.302	5.334	5.365	5.423								
98-24	5.114	5.120	5.138	5.166	5.204	5.239	5.272	5.300	5.327	5.378								
98-28	5.106	5.111	5.126	5.150	5.183	5.213	5.242	5.266	5.289	5.334								
99-0	5.097	5.102	5.114	5.135	5.162	5.188	5.212	5.232	5.252	5.289								
99-4	5.089	5.092	5.103	5.119	5.142	5.162	5.182	5.198	5.214	5.245								
99-8	5.080	5.083	5.091	5.104	5.121	5.137	5.152	5.164	5.177	5.200								
99-12	5.072	5.074	5.079	5.088	5.100	5.112	5.122	5.131	5.139	5.156								
99-16	5.064	5.065	5.068	5.073	5.080	5.086	5.092	5.097	5.102	5.111								
99-20	5.055	5.055	5.056	5.057	5.059	5.061	5.062	5.064	5.065	5.067								
99-24	5.047	5.046	5.045	5.042	5.039	5.035	5.033	5.030	5.028	5.023								
99-28	5.038	5.037	5.033	5.027	5.018	5.010	5.003	4.996	4.990	4.979								
AVG LIFE	28.62	23.73	16.06	10.77	7.46	5.82	4.84	4.23	3.77	3.12								
DURATION	14.80	13.52	10.75	8.11	6.07	4.92	4.19	3.71	3.35	2.82								
FIRST PAY	12/31	4/26	7/18	6/13	7/10	2/09	3/08	8/07	3/07	8/06								
LAST PAY	6/32	4/28	11/20	4/15	7/11	9/09	7/08	12/07	6/07	10/06								

Although the information included in this report has been obtained from sources which we believe to be reliable, we do not guarantee its accuracy or completeness. The information contained herein is subject to change without notice. This report is for informative purposes only and is not an offer or solicitation with respect to the purchase or sale of any securities. The accuracy of the financial projections and the occurrence of future events which cannot be assured, therefore, the actual details achieved during the projection period may vary from the projections.



**COUNTRYWIDE SECURITIES CORPORATION**  
A Countrywide Capital Markets Company

# Yields Given Prices Report 1\_CW03\_J7\_FIN 30 year 5.2's

User ID: kicibowf Deals Directory: /opt/fintex/deals Date: 07/28/2003 13:02:41

**Bond: IIA8 Balance: 5,150,000 Coupon: 5.000000**

Delay: 24 Class Factor: 1.00 Accruing Since: 7/01/2003  
Settlement Date: 7/30/2003 COMM 30 year WAC: 5.45 WAM: 237.98

Months	PSA	PSA	PSA	PSA	PSA	PSA	PSA	PSA	PSA	PSA	PSA	PSA	PSA	PSA	PSA	PSA	PSA
480	0	100	200	300	400	500	600	700	800	1000							
97- 4	5.225	5.235	5.269	5.328	5.424	5.529	5.623	5.703	5.777	5.918							
97- 8	5.216	5.225	5.258	5.315	5.406	5.505	5.594	5.670	5.740	5.875							
97-12	5.208	5.216	5.247	5.301	5.387	5.482	5.566	5.638	5.704	5.832							
97-16	5.199	5.207	5.236	5.287	5.369	5.458	5.538	5.606	5.668	5.789							
97-20	5.190	5.198	5.226	5.273	5.350	5.434	5.509	5.573	5.632	5.746							
97-24	5.182	5.189	5.215	5.260	5.332	5.411	5.481	5.541	5.596	5.703							
97-28	5.173	5.180	5.204	5.246	5.313	5.387	5.453	5.509	5.561	5.660							
98- 0	5.165	5.171	5.193	5.232	5.295	5.363	5.424	5.477	5.525	5.617							
98- 4	5.156	5.162	5.183	5.219	5.277	5.340	5.396	5.445	5.489	5.574							
98- 8	5.148	5.153	5.172	5.205	5.258	5.316	5.368	5.412	5.453	5.532							
98-12	5.139	5.144	5.161	5.191	5.240	5.293	5.340	5.380	5.418	5.489							
*98-16	5.131	5.135	5.151	5.178	5.222	5.269	5.312	5.348	5.382	5.447							
98-20	5.122	5.126	5.140	5.164	5.203	5.246	5.284	5.317	5.346	5.404							
98-24	5.114	5.117	5.130	5.151	5.185	5.223	5.256	5.285	5.311	5.362							
98-28	5.105	5.108	5.119	5.137	5.167	5.199	5.228	5.253	5.276	5.319							
99- 0	5.097	5.100	5.108	5.124	5.149	5.176	5.200	5.221	5.240	5.277							
99- 4	5.089	5.091	5.098	5.110	5.131	5.153	5.172	5.189	5.205	5.235							
99- 8	5.080	5.082	5.087	5.097	5.113	5.130	5.145	5.158	5.170	5.192							
99-12	5.072	5.073	5.077	5.084	5.094	5.106	5.117	5.126	5.134	5.150							
99-16	5.063	5.064	5.066	5.070	5.076	5.083	5.089	5.094	5.099	5.108							
99-20	5.055	5.055	5.056	5.057	5.058	5.060	5.062	5.063	5.064	5.066							
99-24	5.047	5.047	5.045	5.043	5.040	5.037	5.034	5.031	5.029	5.024							
99-28	5.039	5.038	5.035	5.030	5.022	5.014	5.006	5.000	4.994	4.983							
AVG LIFE	29.13	25.91	18.90	13.04	8.77	6.48	5.26	4.54	4.02	3.31							
DURATION	14.91	14.12	11.89	9.33	6.92	5.40	4.51	3.96	3.55	2.97							
FIRST PAY	6/32	4/28	11/20	4/15	7/11	9/09	7/08	12/07	6/07	10/06							
LAST PAY	12/32	8/30	5/24	3/18	7/13	6/10	2/09	4/08	9/07	12/06							

Although the information included in this report has been obtained from sources which we believe to be reliable, we do not guarantee its accuracy. All information contained herein is subject to change without notice. This report is for informational purposes only and should not be relied upon as an offer or solicitation with respect to the purchase or sale of any securities. The accuracy of the financial data is dependent on the occurrence of future events which cannot be assured, therefore, the actual details achieved during the projection period may vary from the projections.



COUNTRYWIDE SECURITIES CORPORATION  
A Countrywide Capital Markets Company

# Yields Given Prices Report 1\_CW03\_J7\_FIN 30 year 5.2's

User ID: klcblowl Deals Directory: /opt/intex/deals Date: 07/28/2003 13:02:48

Bond: IIA9 Balance: 5,150,000 Coupon: 5.000000

Delay: 24 Class Factor: 1.00 Accruing Since: 7/01/2003  
Settlement Date: 7/30/2003 COMM 30 year WAC: 5.45 WAM: 237.98

Months	PSA	PSA	PSA	PSA	PSA	PSA	PSA	PSA	PSA	PSA	PSA	PSA	PSA	PSA	PSA	PSA	PSA	PSA	PSA
480	100	200	300	400	500	600	700	800	1000										
97- 4	5.224	5.227	5.241	5.274	5.330	5.461	5.659	5.730	5.868										
97- 8	5.215	5.218	5.232	5.263	5.316	5.441	5.628	5.696	5.828										
97-12	5.207	5.209	5.222	5.252	5.302	5.420	5.598	5.662	5.787										
97-16	5.198	5.201	5.213	5.241	5.288	5.400	5.568	5.629	5.746										
97-20	5.189	5.192	5.204	5.230	5.275	5.380	5.538	5.595	5.706										
97-24	5.181	5.183	5.194	5.219	5.261	5.359	5.508	5.561	5.665										
97-28	5.172	5.175	5.185	5.208	5.247	5.339	5.478	5.528	5.625										
98- 0	5.164	5.166	5.175	5.197	5.233	5.319	5.448	5.494	5.585										
98- 4	5.156	5.157	5.166	5.186	5.220	5.299	5.418	5.461	5.544										
98- 8	5.147	5.149	5.157	5.175	5.206	5.278	5.388	5.427	5.504										
98-12	5.139	5.140	5.148	5.164	5.192	5.258	5.358	5.394	5.464										
*98-16	5.130	5.132	5.138	5.153	5.179	5.238	5.328	5.361	5.424										
98-20	5.122	5.123	5.129	5.142	5.165	5.218	5.299	5.327	5.384										
98-24	5.113	5.115	5.120	5.131	5.151	5.198	5.269	5.294	5.344										
98-28	5.105	5.106	5.110	5.121	5.138	5.178	5.239	5.261	5.304										
99- 0	5.097	5.097	5.101	5.110	5.124	5.158	5.210	5.228	5.264										
99- 4	5.088	5.089	5.092	5.099	5.111	5.138	5.180	5.195	5.224										
99- 8	5.080	5.081	5.083	5.088	5.097	5.118	5.150	5.162	5.184										
99-12	5.072	5.072	5.074	5.077	5.084	5.099	5.121	5.129	5.145										
99-16	5.063	5.064	5.065	5.067	5.070	5.079	5.092	5.096	5.105										
99-20	5.055	5.055	5.055	5.056	5.057	5.059	5.062	5.063	5.066										
99-24	5.047	5.047	5.046	5.045	5.043	5.039	5.032	5.030	5.026										
99-28	5.039	5.038	5.037	5.035	5.030	5.019	5.003	5.000	4.987										
AVG LIFE	29.62	28.45	24.24	18.42	13.15	7.84	4.91	4.34	3.53										
DURATION	15.02	14.75	13.62	11.62	9.28	6.30	4.24	3.80	3.15										
FIRST PAY	12/32	8/30	5/24	3/18	7/13	6/10	4/08	9/07	12/06										
LAST PAY	7/33	7/33	7/33	7/33	7/33	5/33	11/09	1/08	3/07										

Although the information included in this report has been obtained from sources which we believe to be reliable, we do not warrant its accuracy or completeness. All information contained herein is subject to change without notice. This report is for informational purposes only and is not intended as an offer or solicitation with respect to the purchase or sale of any securities. The accuracy of the financial projections is dependent on the occurrence of future events which cannot be assured, therefore, the actual details achieved during the projection period may vary from the projections.



# Yields Given Prices Report 1\_CW03\_J7\_FIN 30 year 5.2's

User ID: kleibowt Deals Directory: /opt/hntex/deals Date: 07/28/2003 13:02:55

**Bond: IIA12 Balance: 22,747,000 Coupon: 5.000000**

Delay: 24 Class Factor: 1.00 Accruing Since: 7/01/2003  
 Settlement Date: 7/30/2003 COMM 30 year WAC: 5.45 WAM: 237.98

Months	PSA	PSA	PSA	PSA	PSA	PSA	PSA	PSA	PSA	PSA	PSA	PSA	PSA	PSA	PSA	PSA	PSA	PSA
480	0	100	200	300	400	500	600	700	800	1000								
95-15	5.404	5.478	5.539	5.588	5.628	5.662	5.737	5.833	5.943	6.167								
95-19	5.394	5.465	5.524	5.572	5.611	5.643	5.716	5.810	5.915	6.133								
95-23	5.383	5.452	5.510	5.556	5.593	5.624	5.695	5.785	5.888	6.099								
95-27	5.372	5.439	5.495	5.539	5.576	5.606	5.674	5.762	5.861	6.065								
95-31	5.361	5.426	5.480	5.523	5.558	5.587	5.654	5.738	5.834	6.031								
96-3	5.351	5.413	5.465	5.507	5.541	5.569	5.633	5.714	5.807	5.997								
96-7	5.340	5.400	5.450	5.490	5.523	5.550	5.612	5.691	5.780	5.963								
96-11	5.329	5.387	5.435	5.474	5.506	5.532	5.591	5.667	5.753	5.930								
96-15	5.318	5.375	5.421	5.458	5.488	5.513	5.571	5.644	5.726	5.896								
96-19	5.308	5.362	5.406	5.442	5.471	5.495	5.550	5.620	5.699	5.862								
96-23	5.297	5.349	5.391	5.426	5.453	5.477	5.529	5.596	5.673	5.829								
*96-27	5.287	5.336	5.377	5.409	5.436	5.458	5.509	5.573	5.646	5.795								
96-31	5.276	5.323	5.362	5.393	5.419	5.440	5.488	5.549	5.619	5.762								
97-3	5.265	5.310	5.347	5.377	5.402	5.422	5.468	5.526	5.592	5.729								
97-7	5.255	5.298	5.333	5.361	5.384	5.403	5.447	5.503	5.566	5.695								
97-11	5.244	5.285	5.318	5.345	5.367	5.385	5.427	5.479	5.539	5.662								
97-15	5.234	5.272	5.304	5.329	5.350	5.367	5.406	5.456	5.513	5.629								
97-19	5.223	5.259	5.289	5.313	5.333	5.349	5.386	5.433	5.486	5.595								
97-23	5.213	5.247	5.275	5.297	5.316	5.331	5.365	5.410	5.460	5.562								
97-27	5.203	5.234	5.260	5.281	5.298	5.313	5.345	5.386	5.433	5.529								
97-31	5.192	5.222	5.246	5.265	5.281	5.295	5.325	5.363	5.407	5.496								
98-3	5.182	5.209	5.231	5.250	5.264	5.277	5.305	5.340	5.380	5.463								
98-7	5.171	5.196	5.217	5.234	5.247	5.259	5.284	5.317	5.354	5.430								
AVG LIFE	20.88	15.63	12.75	11.04	9.95	9.19	7.88	6.69	5.72	4.41								
DURATION	12.13	10.03	8.77	7.97	7.42	7.02	6.25	5.48	4.81	3.84								
FIRST PAY	8/08	8/08	8/08	8/08	8/08	8/08	8/08	8/08	1/08	3/07								
LAST PAY	7/33	7/33	7/33	7/33	7/33	7/33	5/33	12/32	3/30	9/09								

Although the information included in this report has been obtained from sources which we believe to be reliable, we do not guarantee its accuracy or completeness. All information contained herein is for informational purposes only and is not intended as an offer or solicitation to purchase or sell any securities. The accuracy of the financial projections is dependent on the occurrence of future events which cannot be assured, therefore, the actual details achieved during the projection period may vary from the projections.



# Yields Given Prices Report 1\_CW03\_J7\_FIN 30 year 5.2's

User ID: kleibowi Deals Directory: /opt/intex/deals Date: 07/28/2003 13:03:02

**Bond: IIA13 Balance: 2,528,000 Coupon: 5.000000**

Delay: 24 Class Factor: 1.00 Accruing Since: 7/01/2003

Settlement Date: 7/30/2003 COMM 30 year WAC: 5.45 WAM: 237.98

Months	PSA	PSA	PSA	PSA	PSA	PSA	PSA	PSA	PSA	PSA	PSA	PSA
480	0	100	200	300	400	500	600	700	800	1000		
94- 8	5.511	5.607	5.686	5.750	5.802	5.845	5.943	6.068	6.210	6.502		
94-12	5.500	5.594	5.671	5.733	5.784	5.826	5.922	6.044	6.182	6.467		
94-16	5.489	5.581	5.656	5.717	5.766	5.807	5.901	6.020	6.155	6.433		
94-20	5.478	5.567	5.641	5.700	5.748	5.788	5.879	5.996	6.127	6.398		
94-24	5.467	5.554	5.626	5.683	5.730	5.769	5.858	5.971	6.100	6.364		
94-28	5.456	5.541	5.611	5.667	5.713	5.751	5.837	5.947	6.072	6.329		
95- 0	5.445	5.528	5.596	5.650	5.695	5.732	5.816	5.923	6.045	6.295		
95- 4	5.434	5.515	5.581	5.634	5.677	5.713	5.795	5.899	6.018	6.261		
95- 8	5.423	5.501	5.566	5.617	5.659	5.694	5.774	5.875	6.000	6.247		
95-12	5.412	5.488	5.551	5.601	5.642	5.676	5.753	5.851	5.963	6.192		
95-16	5.402	5.475	5.536	5.584	5.624	5.657	5.732	5.827	5.936	6.158		
*95-20	5.391	5.462	5.521	5.568	5.606	5.638	5.711	5.804	5.909	6.124		
95-24	5.380	5.449	5.506	5.552	5.589	5.620	5.690	5.780	5.881	6.090		
95-28	5.369	5.436	5.491	5.535	5.571	5.601	5.669	5.756	5.854	6.056		
96- 0	5.359	5.423	5.476	5.519	5.554	5.583	5.648	5.732	5.827	6.023		
96- 4	5.348	5.410	5.461	5.503	5.536	5.564	5.628	5.709	5.800	5.989		
96- 8	5.337	5.397	5.446	5.486	5.519	5.546	5.607	5.685	5.773	5.955		
96-12	5.326	5.384	5.432	5.470	5.501	5.527	5.586	5.661	5.746	5.921		
96-16	5.316	5.371	5.417	5.454	5.484	5.509	5.565	5.638	5.720	5.888		
96-20	5.305	5.358	5.402	5.438	5.466	5.490	5.545	5.614	5.693	5.854		
96-24	5.295	5.346	5.388	5.421	5.449	5.472	5.524	5.591	5.666	5.821		
96-28	5.284	5.333	5.373	5.405	5.432	5.454	5.504	5.567	5.639	5.787		
97- 0	5.273	5.320	5.358	5.389	5.414	5.435	5.483	5.544	5.612	5.754		
AVG LIFE	20.88	15.63	12.75	11.04	9.95	9.19	7.88	6.69	5.72	4.41		
DURATION	12.06	9.97	8.73	7.94	7.39	6.99	6.23	5.46	4.79	3.83		
FIRST PAY	8/08	8/08	8/08	8/08	8/08	8/08	8/08	8/08	1/08	3/07		
LAST PAY	7/33	7/33	7/33	7/33	7/33	5/33	3/33	7/31	8/27	9/09		

Although the information included in this report has been obtained from sources which we believe to be reliable, we do not guarantee its accuracy or completeness. All figures are for informational purposes only and are not intended for use in connection with the purchase or sale of any securities. The accuracy of the financial projections is dependent upon the accuracy of the information provided to us. Actual results may vary from the projections.



COUNTRYWIDE SECURITIES CORPORATION  
A Countrywide Capital Markets Company

# Yields Given Prices Report 1\_CW03\_J7\_FIN 30 year 5.2's


User ID: kteibowi Deals Directory: /opt/intex/deals Date: 07/28/2003 13:03:09

**Bond: IIIA1 Balance: 261,432,000 Coupon: 4.500000**

Delay: 24 Class Factor: 1.00 Accruing Since: 7/01/2003  
Settlement Date: 7/30/2003 COMM 30 year WAC: 5.45 WAM: 237.98

Months	PSA	0	PSA	100	PSA	200	PSA	300	PSA	400	PSA	500	PSA	600	PSA	700	PSA	800	PSA	1000		
100-0	4.497	4.486	4.475	4.463	4.451	4.439	4.428	4.416	4.405	4.384	4.364	4.348	4.331	4.291	4.252	4.186	4.120	4.055				
100-4	4.478	4.463	4.447	4.430	4.413	4.397	4.380	4.364	4.348	4.318	4.291	4.252	4.186	4.120	4.055							
100-8	4.460	4.440	4.419	4.398	4.376	4.354	4.332	4.311	4.285	4.238	4.207	4.177	4.121	4.064	3.990							
100-12	4.441	4.417	4.391	4.365	4.338	4.311	4.285	4.259	4.234	4.177	4.121	4.064	3.990	3.925	3.860							
100-16	4.422	4.394	4.364	4.332	4.301	4.269	4.238	4.207	4.177	4.120	4.055	3.990	3.925	3.860	3.795							
100-20	4.403	4.371	4.336	4.300	4.263	4.226	4.184	4.143	4.103	3.990	3.925	3.860	3.795	3.730	3.665							
100-24	4.385	4.348	4.308	4.267	4.226	4.184	4.143	4.103	4.064	3.990	3.925	3.860	3.795	3.730	3.665							
100-28	4.366	4.325	4.281	4.235	4.188	4.142	4.096	4.051	4.008	3.925	3.860	3.795	3.730	3.665	3.601							
101-0	4.348	4.302	4.253	4.202	4.151	4.100	4.049	3.992	3.951	3.860	3.795	3.730	3.665	3.601	3.536							
101-4	4.329	4.279	4.226	4.170	4.114	4.058	4.002	3.948	3.895	3.804	3.730	3.665	3.601	3.536	3.472							
101-8	4.311	4.256	4.198	4.138	4.077	4.016	3.956	3.897	3.839	3.748	3.674	3.609	3.544	3.480	3.416							
*101-12	4.292	4.234	4.171	4.106	4.040	3.974	3.909	3.845	3.783	3.692	3.618	3.553	3.488	3.424	3.360							
101-16	4.274	4.211	4.144	4.074	4.003	3.932	3.862	3.794	3.727	3.636	3.562	3.497	3.432	3.367	3.302							
101-20	4.255	4.188	4.116	4.042	3.966	3.890	3.816	3.743	3.672	3.581	3.507	3.434	3.361	3.288	3.224							
101-24	4.237	4.166	4.089	4.010	3.929	3.849	3.769	3.692	3.616	3.525	3.451	3.378	3.305	3.232	3.168							
101-28	4.219	4.143	4.062	3.978	3.892	3.807	3.723	3.641	3.560	3.469	3.395	3.322	3.249	3.176	3.112							
102-0	4.200	4.120	4.035	3.946	3.856	3.766	3.677	3.590	3.505	3.414	3.340	3.267	3.194	3.130	3.066							
102-4	4.182	4.098	4.008	3.914	3.819	3.724	3.631	3.539	3.450	3.359	3.285	3.212	3.139	3.075	3.011							
102-8	4.164	4.075	3.981	3.882	3.783	3.683	3.585	3.489	3.395	3.304	3.230	3.157	3.084	3.020	2.956							
102-12	4.146	4.053	3.954	3.851	3.746	3.642	3.539	3.438	3.340	3.249	3.175	3.102	3.029	2.965	2.901							
102-16	4.128	4.031	3.927	3.819	3.710	3.601	3.493	3.388	3.285	3.194	3.120	3.047	2.974	2.910	2.846							
102-20	4.109	4.008	3.900	3.788	3.674	3.560	3.447	3.337	3.230	3.139	3.065	2.992	2.919	2.855	2.791							
102-24	4.091	3.986	3.873	3.756	3.637	3.519	3.402	3.287	3.175	3.084	2.992	2.919	2.846	2.782	2.718							
AVG LIFE	8.45	6.63	5.36	4.45	3.79	3.29	2.92	2.62	2.39	2.04	1.90	1.90	8/03	7/18	9/09							
DURATION	6.66	5.40	4.49	3.82	3.32	2.94	2.64	2.39	2.20	2.04	1.90	1.90	8/03	7/18	9/09							
FIRST PAY	8/03	8/03	8/03	8/03	8/03	8/03	8/03	8/03	8/03	8/03	8/03	8/03	8/03	8/03	8/03							
LAST PAY	7/18	7/18	7/18	7/18	7/18	7/18	7/18	7/18	7/18	7/18	7/18	7/18	7/18	7/18	7/18							

Although the information included in this report has been obtained from sources which we believe to be reliable, we do not guarantee its accuracy or completeness. All information contained herein is subject to change without notice. This report is for informational purposes only and is not intended as an offer or solicitation with respect to the purchase or sale of any securities. The accuracy of the financial projections and actual performance of the securities which cannot be assured, therefore, the actual details achieved during the projection period may vary from the projections.



# Yields Given Prices Report 1\_CW03\_J7\_FIN 30 year 5.2's

User ID: kiclbowl Deals Directory: /opt/intex/deals Date: 07/28/2003 13:03:15

Bond: IIIA2 Balance: 85,781,000 Coupon: 4.500000

Delay: 24 Class Factor: 1.00 Accruing Since: 7/01/2003  
 Settlement Date: 7/30/2003 COMM 30 year WAC: 5.45 WAM: 237.98

Months	PSA	PSA	PSA	PSA	PSA	PSA	PSA	PSA	PSA	PSA	PSA	PSA
480	0	100	200	300	400	500	600	700	800	1000		
100-14	4.422	4.386	4.347	4.308	4.271	4.235	4.203	4.172	4.143	4.091		
100-18	4.401	4.360	4.314	4.268	4.225	4.184	4.145	4.110	4.076	4.015		
100-22	4.381	4.333	4.281	4.229	4.179	4.132	4.088	4.048	4.009	3.939		
100-26	4.361	4.307	4.248	4.190	4.134	4.081	4.032	3.986	3.942	3.863		
100-30	4.340	4.281	4.216	4.150	4.088	4.029	3.975	3.924	3.876	3.787		
101-2	4.320	4.255	4.183	4.111	4.043	3.978	3.918	3.862	3.809	3.712		
101-6	4.300	4.229	4.151	4.072	3.997	3.927	3.861	3.800	3.742	3.636		
101-10	4.280	4.203	4.118	4.033	3.952	3.876	3.805	3.738	3.676	3.561		
101-14	4.260	4.177	4.086	3.994	3.907	3.825	3.748	3.677	3.610	3.486		
101-18	4.240	4.151	4.053	3.955	3.862	3.774	3.692	3.615	3.543	3.411		
101-22	4.220	4.125	4.021	3.917	3.817	3.723	3.636	3.554	3.477	3.336		
*101-26	4.200	4.099	3.989	3.878	3.772	3.672	3.580	3.493	3.411	3.262		
101-30	4.180	4.073	3.956	3.839	3.727	3.622	3.524	3.432	3.346	3.187		
102-2	4.160	4.047	3.924	3.801	3.682	3.571	3.468	3.371	3.280	3.113		
102-6	4.140	4.022	3.892	3.762	3.638	3.521	3.412	3.310	3.214	3.039		
102-10	4.120	3.996	3.860	3.724	3.593	3.471	3.356	3.249	3.149	2.965		
102-14	4.100	3.970	3.828	3.685	3.549	3.420	3.301	3.189	3.084	2.891		
102-18	4.080	3.945	3.796	3.647	3.504	3.370	3.245	3.128	3.019	2.817		
102-22	4.061	3.919	3.764	3.609	3.460	3.320	3.190	3.068	2.953	2.743		
102-26	4.041	3.894	3.733	3.571	3.416	3.270	3.134	3.008	2.889	2.670		
102-30	4.021	3.868	3.701	3.533	3.371	3.220	3.079	2.947	2.824	2.596		
103-2	4.002	3.843	3.669	3.495	3.327	3.170	3.024	2.887	2.759	2.523		
103-6	3.982	3.818	3.638	3.457	3.283	3.121	2.969	2.827	2.694	2.450		
AVG LIFE	7.60	5.63	4.35	3.54	3.00	2.63	2.35	2.15	1.98	1.74		
DURATION	6.13	4.74	3.79	3.16	2.73	2.41	2.18	2.00	1.86	1.64		
FIRST PAY	8/03	8/03	8/03	8/03	8/03	8/03	8/03	8/03	8/03	8/03		
LAST PAY	2/17	9/15	9/13	11/11	6/10	5/09	8/08	1/08	7/07	11/06		

Although the information included in this report has been obtained from sources which we believe to be reliable, we do not guarantee its accuracy or completeness. All information contained herein is subject to change without notice. This report is for informative purposes only and is not intended as an offer or solicitation with respect to the purchase of any securities. The accuracy of the financial projections is dependent on the occurrence of future events which cannot be assured, therefore, the actual details achieved during the projection period may vary from the projections.



# Yields Given Prices Report 1\_CW03\_J7\_FIN 30 year 5.2's

User ID: kielbowi Deals Directory: /opt/intex/deals Date: 07/28/2003 13:03:22

Bond: IIIA3 Balance: 12,580,000 Coupon: 4.500000

Delay: 24 Class Factor: 1.00 Accruing Since: 7/01/2003  
 Settlement Date: 7/30/2003 COMM 30 year WAC: 5.45 WAM: 237.98

Months	PSA	PSA	PSA	PSA	PSA	PSA	PSA	PSA	PSA	PSA	PSA	PSA	PSA	PSA	PSA	PSA	PSA	PSA	PSA
480	0	100	200	300	400	500	600	700	800	1000									
98-21	4.644	4.648	4.657	4.670	4.686	4.706	4.728	4.751	4.777	4.829									
98-25	4.632	4.636	4.643	4.654	4.669	4.686	4.705	4.726	4.748	4.794									
98-29	4.620	4.623	4.629	4.639	4.652	4.667	4.683	4.701	4.720	4.760									
99-1	4.607	4.610	4.616	4.624	4.634	4.647	4.661	4.676	4.692	4.726									
99-5	4.595	4.597	4.602	4.609	4.617	4.627	4.639	4.651	4.664	4.691									
99-9	4.583	4.585	4.588	4.593	4.600	4.608	4.616	4.626	4.636	4.657									
99-13	4.571	4.572	4.574	4.578	4.583	4.588	4.594	4.601	4.608	4.623									
99-17	4.559	4.559	4.561	4.563	4.566	4.569	4.572	4.576	4.580	4.588									
99-21	4.547	4.547	4.547	4.548	4.548	4.549	4.550	4.551	4.552	4.554									
99-25	4.535	4.534	4.534	4.533	4.531	4.530	4.528	4.526	4.524	4.520									
99-29	4.522	4.522	4.520	4.517	4.514	4.510	4.506	4.501	4.496	4.486									
*100-1	4.510	4.509	4.506	4.502	4.497	4.491	4.484	4.477	4.469	4.452									
100-5	4.498	4.496	4.493	4.487	4.480	4.472	4.462	4.452	4.441	4.418									
100-9	4.486	4.484	4.479	4.472	4.463	4.452	4.440	4.427	4.413	4.384									
100-13	4.474	4.471	4.466	4.457	4.446	4.433	4.418	4.402	4.386	4.351									
100-17	4.462	4.459	4.452	4.442	4.429	4.414	4.396	4.378	4.358	4.317									
100-21	4.450	4.446	4.439	4.427	4.412	4.394	4.375	4.353	4.330	4.283									
100-25	4.438	4.434	4.425	4.412	4.395	4.375	4.353	4.329	4.303	4.249									
100-29	4.426	4.422	4.412	4.397	4.378	4.356	4.331	4.304	4.275	4.216									
101-1	4.415	4.409	4.399	4.382	4.361	4.337	4.309	4.280	4.248	4.182									
101-5	4.403	4.397	4.385	4.367	4.345	4.318	4.288	4.255	4.221	4.149									
101-9	4.391	4.384	4.372	4.353	4.328	4.299	4.266	4.231	4.193	4.115									
101-13	4.379	4.372	4.359	4.338	4.311	4.279	4.244	4.206	4.166	4.082									
AVG LIFE	14.28	13.50	12.21	10.65	9.14	7.84	6.75	5.87	5.15	4.11									
DURATION	10.33	9.91	9.18	8.25	7.30	6.42	5.67	5.03	4.49	3.67									
FIRST PAY	2/17	9/15	9/13	11/11	6/10	5/09	8/08	1/08	7/07	11/06									
LAST PAY	7/18	7/18	7/18	7/18	7/18	7/18	7/18	7/18	7/18	9/09									

Although the information included in this report has been obtained from sources which we believe to be reliable, we do not guarantee its accuracy or completeness. The information contained herein is subject to change without notice. This report is for informative purposes only and should not be used as an offer or solicitation with respect to the purchase or sale of any securities. The accuracy of the financial projections is dependent on the occurrence of future events which cannot be assured, therefore, the actual details achieved during the projection period may vary from the projections.





# Yields Given Prices Report 1\_CW03\_J7\_FIN 30 year 5.2's

User ID: kleibowi Deals Directory: /opt/intex/deals Date: 07/28/2003 13:03:29

**Bond: IVA1 Balance: 310,000,000 Coupon: 4.500000**

Delay: 24 Class Factor: 1.00 Accruing Since: 7/01/2003  
 Settlement Date: 7/30/2003 COMM 30 year WAC: 5.45 WAM: 237.98

Months	PSA	PSA	PSA	PSA	PSA	PSA	PSA	PSA	PSA	PSA	PSA	PSA	PSA
480	0	100	200	300	400	500	600	700	800	1000			
100-6	4.469	4.451	4.432	4.413	4.393	4.373	4.353	4.334	4.315	4.278			
100-10	4.450	4.428	4.404	4.380	4.355	4.330	4.305	4.281	4.257	4.211			
100-14	4.431	4.405	4.376	4.347	4.317	4.287	4.257	4.227	4.199	4.144			
100-18	4.412	4.382	4.348	4.314	4.279	4.244	4.209	4.174	4.141	4.077			
100-22	4.394	4.358	4.321	4.281	4.241	4.201	4.161	4.122	4.083	4.010			
100-26	4.375	4.335	4.293	4.248	4.203	4.158	4.113	4.069	4.026	3.943			
100-30	4.356	4.312	4.265	4.216	4.165	4.115	4.065	4.016	3.968	3.876			
101-2	4.338	4.289	4.237	4.183	4.128	4.072	4.018	3.964	3.911	3.810			
101-6	4.319	4.266	4.210	4.150	4.090	4.030	3.970	3.911	3.854	3.743			
101-10	4.301	4.244	4.182	4.118	4.053	3.987	3.922	3.859	3.796	3.677			
101-14	4.282	4.221	4.154	4.085	4.015	3.945	3.875	3.807	3.739	3.611			
*101-18	4.264	4.198	4.127	4.053	3.978	3.903	3.828	3.754	3.682	3.545			
101-22	4.245	4.175	4.100	4.021	3.941	3.860	3.781	3.702	3.626	3.479			
101-26	4.227	4.152	4.072	3.989	3.903	3.818	3.734	3.650	3.569	3.413			
101-30	4.209	4.130	4.045	3.956	3.866	3.776	3.687	3.599	3.512	3.348			
102-2	4.190	4.107	4.018	3.924	3.829	3.734	3.640	3.547	3.456	3.282			
102-6	4.172	4.084	3.990	3.892	3.792	3.692	3.593	3.495	3.400	3.217			
102-10	4.154	4.062	3.963	3.860	3.755	3.650	3.546	3.444	3.343	3.152			
102-14	4.135	4.039	3.936	3.828	3.719	3.609	3.500	3.392	3.287	3.086			
102-18	4.117	4.017	3.909	3.797	3.682	3.567	3.453	3.341	3.231	3.021			
102-22	4.099	3.995	3.882	3.765	3.645	3.525	3.407	3.290	3.175	2.957			
102-26	4.081	3.972	3.855	3.733	3.609	3.484	3.360	3.239	3.120	2.892			
102-30	4.063	3.950	3.828	3.702	3.572	3.443	3.314	3.188	3.064	2.827			
AVG LIFE	8.42	6.60	5.32	4.41	3.74	3.25	2.87	2.57	2.34	1.99			
DURATION	6.65	5.38	4.47	3.79	3.29	2.90	2.60	2.35	2.16	1.86			
FIRST PAY	8/03	8/03	8/03	8/03	8/03	8/03	8/03	8/03	8/03	8/03			
LAST PAY	7/18	7/18	7/18	7/18	7/18	7/18	7/18	7/18	7/18	8/09			

Although the information included in this report has been obtained from sources which we believe to be reliable, we do not guarantee its accuracy or completeness. All information contained herein is subject to change without notice. This report is for informational purposes only and is not intended as an offer or solicitation with respect to the purchase or sale of any securities. The accuracy of the financial projections is dependent on the occurrence of future events which cannot be assured, therefore, the actual details achieved during the projection period may vary from the projections.



COUNTRYWIDE SECURITIES CORPORATION  
A Countrywide Capital Markets Company

# Yields Given Prices Report 1\_CW03\_J7\_FIN 30 year 5.2's

User ID: kleibow1 Deals Directory: /opt/intex/deals Date: 07/28/2003 13:03:37

Bond: IVA2 Balance: 57,354,750 Coupon: 1.500000

Delay: 0 Class Factor: 1.00 Accruing Since: 7/25/2003  
Settlement Date: 7/30/2003 COMM 30 year WAC: 5.45 WAM: 237.98  
Index: IML Value: 1.10000 Margin: 0.40000 Multiplier: 1.000000 Cap: 8.00000 Floor: 0.40000 Delay: 0

Months	PSA	PSA	PSA	PSA	PSA	PSA	PSA	PSA	PSA	PSA	PSA	PSA	PSA	PSA	PSA	PSA	PSA	PSA	PSA
480	0	100	200	300	400	500	600	700	800	1000									
98-20	1.684	1.731	1.783	1.838	1.895	1.952	2.008	2.064	2.118	2.222									
98-24	1.668	1.711	1.758	1.808	1.859	1.911	1.962	2.012	2.062	2.156									
98-28	1.651	1.690	1.732	1.777	1.823	1.870	1.916	1.961	2.006	2.090									
99-0	1.635	1.669	1.707	1.747	1.788	1.829	1.870	1.910	1.950	2.025									
99-4	1.618	1.648	1.681	1.716	1.752	1.788	1.824	1.859	1.894	1.959									
99-8	1.602	1.628	1.656	1.686	1.716	1.747	1.778	1.808	1.838	1.894									
99-12	1.586	1.607	1.631	1.655	1.681	1.707	1.732	1.757	1.782	1.829									
99-16	1.570	1.587	1.605	1.625	1.646	1.666	1.686	1.707	1.726	1.764									
99-20	1.553	1.566	1.580	1.595	1.610	1.626	1.641	1.656	1.671	1.699									
99-24	1.537	1.546	1.555	1.565	1.575	1.585	1.595	1.605	1.615	1.634									
99-28	1.521	1.525	1.530	1.535	1.540	1.545	1.550	1.555	1.560	1.569									
*100-0	1.505	1.505	1.505	1.505	1.505	1.505	1.505	1.505	1.505	1.505									
100-4	1.484	1.484	1.480	1.475	1.470	1.465	1.459	1.454	1.450	1.440									
100-8	1.472	1.464	1.455	1.445	1.435	1.425	1.414	1.404	1.395	1.376									
100-12	1.456	1.444	1.430	1.415	1.400	1.385	1.369	1.354	1.340	1.312									
100-16	1.440	1.423	1.405	1.385	1.365	1.345	1.324	1.304	1.285	1.248									
100-20	1.424	1.403	1.380	1.355	1.330	1.305	1.280	1.255	1.230	1.184									
100-24	1.408	1.383	1.355	1.326	1.296	1.265	1.235	1.205	1.176	1.120									
100-28	1.392	1.363	1.330	1.296	1.261	1.225	1.190	1.155	1.121	1.056									
101-0	1.376	1.343	1.306	1.267	1.226	1.186	1.146	1.106	1.067	0.993									
101-4	1.360	1.323	1.281	1.237	1.192	1.146	1.101	1.056	1.013	0.929									
101-8	1.345	1.303	1.257	1.208	1.158	1.107	1.057	1.007	0.959	0.866									
101-12	1.329	1.283	1.232	1.178	1.123	1.068	1.012	0.958	0.905	0.803									
AVG LIFE	8.42	6.60	5.32	4.41	3.74	3.25	2.87	2.57	2.34	1.99									
DURATION	7.74	6.13	4.99	4.17	3.56	3.11	2.76	2.49	2.27	1.94									
FIRST PAY	8/03	8/03	8/03	8/03	8/03	8/03	8/03	8/03	8/03	8/03									
LAST PAY	7/18	7/18	7/18	7/18	7/18	7/18	7/18	7/18	7/18	7/18									

Although the information included in this report has been obtained from sources which we believe to be reliable, we do not make any representation as to its accuracy or completeness. All information contained herein is subject to change without notice. This report is for informational purposes only and is not intended as an offer or solicitation with respect to the purchase or sale of any securities. The actual results of the projections are dependent on the occurrence of future events which cannot be assured, therefore, the actual results achieved during the projection period may vary from the projections.



COUNTRYWIDE SECURITIES CORPORATION  
A Countrywide Capital Markets Company

# Yields Given Prices Report 1\_CW03\_J7\_FIN 30 year 5.2's

User ID: kleibowi Deals Directory: /opt/Intex/deals Date: 07/28/2003 13:03:44

**Bond: IVA3 Balance: 44,609,250 Coupon: 8.357143**

Delay: 0 Class Factor: 1.00 Accruing Since: 7/25/2003

Settlement Date: 7/30/2003 COMM 30 year WAC: 5.45 WAM: 237.98

Index: 1ML Value: 1.10000 Margin: 9.77143 Multiplier: -1.285714 Cap: 9.77143 Floor: 0.00000 Delay: 0

Months	PSA	PSA	PSA	PSA	PSA	PSA	PSA	PSA	PSA	PSA	PSA	PSA	PSA	PSA	PSA
480	0	100	200	300	400	500	600	700	800	1000					
102-28-50	7.986	7.878	7.765	7.649	7.532	7.416	7.301	7.188	7.078	6.866					
103-00-50	7.964	7.852	7.734	7.613	7.491	7.370	7.250	7.133	7.017	6.796					
103-04-50	7.942	7.826	7.703	7.577	7.451	7.324	7.200	7.077	6.957	6.727					
103-08-50	7.920	7.799	7.672	7.541	7.410	7.279	7.149	7.022	6.897	6.659					
103-12-50	7.898	7.773	7.641	7.506	7.369	7.233	7.099	6.967	6.838	6.590					
103-16-50	7.877	7.747	7.610	7.470	7.328	7.188	7.048	6.912	6.778	6.521					
103-20-50	7.855	7.721	7.579	7.434	7.288	7.142	6.998	6.857	6.718	6.453					
103-24-50	7.833	7.695	7.549	7.399	7.248	7.097	6.948	6.802	6.659	6.384					
103-28-50	7.812	7.669	7.518	7.363	7.207	7.052	6.898	6.747	6.600	6.316					
104-00-50	7.790	7.643	7.487	7.328	7.167	7.007	6.848	6.693	6.540	6.248					
104-04-50	7.769	7.617	7.457	7.293	7.127	6.962	6.799	6.638	6.481	6.180					
*104-08-50	7.747	7.591	7.426	7.257	7.087	6.917	6.749	6.584	6.422	6.113					
104-12-50	7.726	7.565	7.396	7.222	7.047	6.872	6.699	6.530	6.363	6.045					
104-16-50	7.704	7.539	7.366	7.187	7.007	6.827	6.650	6.475	6.305	5.977					
104-20-50	7.683	7.514	7.335	7.152	6.967	6.783	6.600	6.422	6.246	5.910					
104-24-50	7.662	7.488	7.305	7.117	6.927	6.738	6.551	6.368	6.188	5.843					
104-28-50	7.640	7.462	7.275	7.082	6.887	6.694	6.502	6.314	6.129	5.776					
105-00-50	7.619	7.437	7.245	7.047	6.848	6.649	6.453	6.260	6.071	5.709					
105-04-50	7.598	7.411	7.215	7.012	6.808	6.605	6.404	6.205	6.013	5.642					
105-08-50	7.577	7.386	7.185	6.978	6.769	6.561	6.355	6.153	5.955	5.575					
105-12-50	7.556	7.360	7.155	6.943	6.730	6.517	6.306	6.100	5.897	5.508					
105-16-50	7.535	7.335	7.125	6.909	6.690	6.473	6.258	6.046	5.839	5.442					
105-20-50	7.514	7.310	7.095	6.874	6.651	6.429	6.209	5.993	5.781	5.375					
AVG LIFE	8.42	6.60	5.32	4.41	3.74	3.25	2.87	2.57	2.34	1.99					
DURATION	5.58	4.63	3.93	3.40	2.99	2.67	2.41	2.20	2.03	1.77					
FIRST PAY	8/03	8/03	8/03	8/03	8/03	8/03	8/03	8/03	8/03	8/03					
LAST PAY	7/18	7/18	7/18	7/18	7/18	7/18	7/18	7/18	7/18	7/18					

Although the information included in this report has been obtained from sources which we believe to be reliable, we do not guarantee its accuracy or completeness. All information contained herein is subject to change without notice. This report is for informative purposes only and is not intended as an offer or solicitation with respect to the purchase of any securities. The accuracy of the financial projections is dependent on the occurrence of future events which cannot be assured, therefore, the actual details achieved during the projection period may vary from the projections.



COUNTRYWIDE SECURITIES CORPORATION  
A Countrywide Capital Markets Company

# Yields Given Prices Report I\_CW03\_J7\_FIN 30 year 5.2's

User ID: kleibowi Deals Directory: /opt/intex/deals Date: 07/28/2003 13:03:51

Bond: M Balance: 10,548,000 Coupon: 4.692785

Delay: 24 Class Factor: 1.00 Accruing Since: 7/01/2003  
Settlement Date: 7/30/2003 COMM 30 year WAC: 5.45 WAM: 237.98

Months	PSA	PSA	PSA	PSA	PSA	PSA	PSA	PSA	PSA	PSA	PSA	PSA	PSA	PSA	PSA
480	0	100	200	300	400	500	600	700	800	1000					
94- 7	5.516	5.572	5.620	5.660	5.696	5.727	5.755	5.781	5.805	5.900					
94-11	5.499	5.554	5.600	5.639	5.674	5.704	5.731	5.757	5.780	5.873					
94-15	5.483	5.535	5.580	5.618	5.652	5.681	5.708	5.732	5.755	5.846					
94-19	5.466	5.517	5.560	5.597	5.630	5.658	5.684	5.708	5.730	5.819					
94-23	5.449	5.499	5.541	5.577	5.608	5.636	5.661	5.684	5.706	5.792					
94-27	5.433	5.480	5.521	5.556	5.586	5.613	5.638	5.660	5.681	5.765					
94-31	5.417	5.462	5.501	5.535	5.564	5.591	5.614	5.636	5.657	5.738					
95- 3	5.400	5.444	5.482	5.514	5.543	5.568	5.591	5.612	5.632	5.711					
95- 7	5.384	5.426	5.462	5.493	5.521	5.546	5.568	5.589	5.608	5.684					
95-11	5.367	5.408	5.442	5.473	5.499	5.523	5.545	5.565	5.583	5.658					
95-15	5.351	5.390	5.423	5.452	5.478	5.501	5.522	5.541	5.559	5.631					
*95-19	5.335	5.371	5.403	5.431	5.456	5.478	5.499	5.517	5.535	5.604					
95-23	5.319	5.353	5.384	5.411	5.435	5.456	5.475	5.493	5.510	5.578					
95-27	5.302	5.335	5.364	5.390	5.413	5.434	5.452	5.470	5.486	5.551					
95-31	5.286	5.317	5.345	5.370	5.392	5.411	5.429	5.446	5.462	5.525					
96- 3	5.270	5.300	5.326	5.349	5.370	5.389	5.407	5.423	5.438	5.498					
96- 7	5.254	5.282	5.306	5.329	5.349	5.367	5.384	5.399	5.414	5.472					
96-11	5.238	5.264	5.287	5.308	5.327	5.345	5.361	5.376	5.390	5.445					
96-15	5.222	5.246	5.268	5.288	5.306	5.323	5.338	5.352	5.366	5.419					
96-19	5.206	5.228	5.249	5.268	5.285	5.301	5.315	5.329	5.342	5.393					
96-23	5.190	5.210	5.230	5.247	5.264	5.279	5.293	5.305	5.318	5.367					
96-27	5.174	5.193	5.211	5.227	5.243	5.257	5.270	5.282	5.294	5.340					
96-31	5.158	5.175	5.191	5.207	5.221	5.235	5.247	5.259	5.270	5.314					
AVG LIFE	11.95	10.10	8.99	8.27	7.76	7.37	7.07	6.82	6.60	5.89					
DURATION	8.01	7.21	6.69	6.32	6.04	5.82	5.64	5.49	5.36	4.90					
FIRST PAY	8/03	8/03	8/03	8/03	8/03	8/03	8/03	8/03	8/03	8/03					
LAST PAY	7/33	7/33	7/33	7/33	7/33	5/33	4/33	9/32	11/30	12/24					

Although the information included in this report has been obtained from sources which we believe to be reliable, we do not guarantee its accuracy or completeness. All information contained herein is subject to change without notice. This report is for informative purposes only and is not intended as an offer or solicitation with respect to the purchase or sale of any securities. The accuracy of the financial projections is dependent on the occurrence of future events which cannot be assured, therefore, the actual details achieved during the projection period may vary from the projections.



# Yields Given Prices Report 1\_CW03\_J7\_FIN 30 year 5.2's

User ID: kleibowl Deals Directory: /opt/intex/deals Date: 07/28/2003 13:03:58

**Bond: B1 Balance: 3,516,000 Coupon: 4.692785**

Delay: 24 Class Factor: 1.00 Accruing Since: 7/01/2003  
 Settlement Date: 7/30/2003 COMM 30 year WAC: 5.45 WAM: 237.98

Months	PSA	PSA	PSA	PSA	PSA	PSA	PSA	PSA	PSA	PSA	PSA	PSA	PSA	PSA	PSA	PSA	PSA
480	0	100	200	300	400	500	600	700	800	1000							
93-1	5.676	5.750	5.811	5.862	5.906	5.945	5.981	6.013	6.042	6.160							
93-5	5.659	5.731	5.790	5.841	5.884	5.922	5.957	5.988	6.017	6.132							
93-9	5.642	5.712	5.770	5.819	5.862	5.899	5.933	5.963	5.992	6.104							
93-13	5.625	5.693	5.750	5.798	5.839	5.876	5.909	5.939	5.967	6.077							
93-17	5.608	5.675	5.730	5.777	5.817	5.853	5.885	5.914	5.942	6.050							
93-21	5.591	5.656	5.710	5.755	5.795	5.830	5.861	5.890	5.917	6.022							
93-25	5.574	5.637	5.690	5.734	5.773	5.807	5.838	5.866	5.892	5.995							
93-29	5.557	5.619	5.670	5.713	5.751	5.784	5.814	5.841	5.867	5.968							
94-1	5.541	5.600	5.650	5.692	5.729	5.761	5.790	5.817	5.842	5.940							
94-5	5.524	5.582	5.630	5.671	5.707	5.738	5.767	5.793	5.817	5.913							
94-9	5.507	5.563	5.610	5.650	5.685	5.715	5.743	5.769	5.792	5.886							
*94-13	5.491	5.545	5.590	5.629	5.663	5.693	5.720	5.744	5.768	5.859							
94-17	5.474	5.526	5.570	5.608	5.641	5.670	5.696	5.720	5.743	5.832							
94-21	5.458	5.508	5.550	5.587	5.619	5.647	5.673	5.696	5.718	5.805							
94-25	5.441	5.490	5.531	5.566	5.597	5.625	5.649	5.672	5.694	5.778							
94-29	5.425	5.471	5.511	5.545	5.575	5.602	5.626	5.648	5.669	5.751							
95-1	5.408	5.453	5.491	5.524	5.553	5.579	5.603	5.624	5.644	5.724							
95-5	5.392	5.435	5.472	5.504	5.532	5.557	5.580	5.600	5.620	5.698							
95-9	5.376	5.417	5.452	5.483	5.510	5.534	5.556	5.577	5.596	5.671							
95-13	5.359	5.399	5.433	5.462	5.488	5.512	5.533	5.553	5.571	5.644							
95-17	5.343	5.380	5.413	5.442	5.467	5.489	5.510	5.529	5.547	5.618							
95-21	5.327	5.362	5.394	5.421	5.445	5.467	5.487	5.505	5.522	5.591							
95-25	5.310	5.344	5.374	5.400	5.424	5.445	5.464	5.482	5.498	5.564							
AVG LIFE	11.95	10.10	8.99	8.27	7.76	7.37	7.07	6.82	6.60	5.89							
DURATION	7.95	7.16	6.65	6.28	6.01	5.80	5.62	5.47	5.33	4.88							
FIRST PAY	8/03	8/03	8/03	8/03	8/03	8/03	8/03	8/03	8/03	8/03							
LAST PAY	7/33	7/33	7/33	7/33	6/33	5/33	2/33	12/31	9/29	11/23							

Although the information included in this report has been obtained from sources which we believe to be reliable, we make no warranty as to its accuracy or completeness. All information contained herein is subject to change without notice. This report is for informational purposes only and is not intended as an offer or solicitation with respect to the purchase or sale of any securities. The accuracy of the financial projections is dependent on the occurrence of future events which cannot be assured, therefore, the actual results achieved during the projection period may vary from the projections.



COUNTRYWIDE SECURITIES CORPORATION  
A Countrywide Capital Markets Company

# Yields Given Prices Report 1\_CW03\_J7\_FIN 30 year 5.2's

User ID: kleibowi Deals Directory: /opt/intex/deals Date: 07/28/2003 13:04:05

Bond: B2 Balance: 1,758,000 Coupon: 4.692785

Delay: 24 Class Factor: 1.00 Accruing Since: 7/01/2003  
Settlement Date: 7/30/2003 COMM 30 year WAC: 5.45 WAM: 237.98

Months	PSA	PSA	PSA	PSA	PSA	PSA	PSA	PSA	PSA	PSA	PSA	PSA	PSA	PSA	PSA	PSA	PSA	PSA	PSA
480	100	200	300	400	500	600	700	800	1000										
89-27	6.122	6.342	6.423	6.492	6.553	6.606	6.655	6.701	6.879										
89-31	6.104	6.320	6.400	6.469	6.528	6.581	6.630	6.674	6.850										
90-3	6.086	6.299	6.378	6.445	6.504	6.556	6.604	6.648	6.821										
90-7	6.068	6.278	6.355	6.422	6.480	6.531	6.578	6.622	6.793										
90-11	6.050	6.256	6.333	6.398	6.455	6.506	6.553	6.595	6.764										
90-15	6.144	6.235	6.311	6.375	6.431	6.481	6.527	6.569	6.735										
90-19	6.014	6.214	6.288	6.352	6.407	6.456	6.501	6.543	6.707										
90-23	5.997	6.193	6.266	6.328	6.383	6.432	6.476	6.517	6.678										
90-27	5.979	6.172	6.244	6.305	6.359	6.407	6.450	6.491	6.650										
90-31	5.961	6.151	6.222	6.282	6.335	6.382	6.425	6.465	6.621										
91-3	5.944	6.130	6.200	6.259	6.311	6.357	6.400	6.439	6.593										
*91-7	5.926	6.109	6.177	6.236	6.287	6.333	6.374	6.413	6.565										
91-11	5.908	6.088	6.155	6.213	6.263	6.308	6.349	6.387	6.536										
91-15	5.891	6.067	6.133	6.190	6.239	6.284	6.324	6.361	6.508										
91-19	5.874	6.047	6.112	6.167	6.216	6.259	6.299	6.335	6.480										
91-23	5.856	6.026	6.090	6.144	6.192	6.235	6.274	6.310	6.452										
91-27	5.839	6.005	6.068	6.121	6.168	6.210	6.248	6.284	6.424										
91-31	5.821	5.985	6.046	6.098	6.145	6.186	6.223	6.258	6.396										
92-3	5.804	5.964	6.024	6.076	6.121	6.161	6.198	6.233	6.368										
92-7	5.787	5.943	6.002	6.053	6.097	6.137	6.173	6.207	6.340										
92-11	5.770	5.923	5.981	6.030	6.074	6.113	6.149	6.182	6.312										
92-15	5.752	5.902	5.959	6.008	6.050	6.089	6.124	6.156	6.284										
92-19	5.735	5.882	5.937	5.985	6.027	6.065	6.099	6.131	6.256										
AVG LIFE	11.95	10.10	8.99	7.76	7.37	7.07	6.82	6.60	5.89										
DURATION	7.77	7.02	6.53	5.92	5.71	5.54	5.40	5.27	4.82										
FIRST PAY	8/03	8/03	8/03	8/03	8/03	8/03	8/03	8/03	8/03										
LAST PAY	7/33	7/33	7/33	5/33	5/33	11/32	4/31	11/28	3/23										

Although the information included in this report has been obtained from sources which we believe to be reliable, we do not warrant its accuracy or completeness. All information contained herein is subject to change without notice. This report is for informational purposes only and is not intended as an offer or solicitation with respect to the purchase or sale of any securities. The accuracy of the financial projections is dependent on the occurrence of future events which cannot be assured; therefore, the actual results achieved during the projection period may vary from the projections.



# Yields Given Prices Report 1\_CW03\_J7\_FIN 30 year 5.2's

User ID: kleibowi Deals Directory: /opt/intex/deals Date: 07/28/2003 13:16:22

Bond: IA1 Balance: 72,923,000 Coupon: 5.250000

Delay: 24 Class Factor: 1.00 Accruing Since: 7/01/2003  
 Settlement Date: 7/30/2003 COMM 30 year WAC: 5.45 WAM: 237.98

Months	CPR	CPR	CPR	CPR	CPR	CPR	CPR	CPR	CPR	CPR	CPR	CPR	CPR
480	0.00	5.00	10.00	15.00	20.00	25.00	30.00	35.00	40.00	50.00			
100-14	5.232	5.175	5.099	5.010	4.918	4.823	4.721	4.613	4.497	4.237	4.237	4.237	4.237
100-18	5.220	5.155	5.066	4.964	4.857	4.746	4.629	4.504	4.370	4.069	4.069	4.069	4.069
100-22	5.208	5.134	5.033	4.917	4.796	4.670	4.537	4.395	4.243	3.901	3.901	3.901	3.901
100-26	5.196	5.113	5.000	4.870	4.735	4.594	4.445	4.286	4.116	3.734	3.734	3.734	3.734
100-30	5.184	5.092	4.967	4.824	4.674	4.518	4.353	4.178	3.989	3.567	3.567	3.567	3.567
101- 2	5.172	5.072	4.935	4.777	4.613	4.443	4.262	4.069	3.863	3.400	3.400	3.400	3.400
101- 6	5.160	5.051	4.902	4.731	4.552	4.367	4.171	3.961	3.737	3.234	3.234	3.234	3.234
101-10	5.148	5.031	4.870	4.685	4.492	4.292	4.080	3.854	3.612	3.069	3.069	3.069	3.069
101-14	5.136	5.010	4.837	4.639	4.432	4.217	3.989	3.746	3.486	2.903	2.903	2.903	2.903
101-18	5.125	4.989	4.805	4.593	4.371	4.142	3.898	3.639	3.361	2.739	2.739	2.739	2.739
101-22	5.113	4.969	4.773	4.547	4.311	4.067	3.808	3.532	3.237	2.574	2.574	2.574	2.574
*101-26	5.101	4.949	4.740	4.501	4.251	3.992	3.718	3.425	3.112	2.410	2.410	2.410	2.410
101-30	5.089	4.928	4.708	4.455	4.191	3.918	3.628	3.319	2.988	2.247	2.247	2.247	2.247
102- 2	5.078	4.908	4.676	4.409	4.132	3.843	3.538	3.213	2.865	2.084	2.084	2.084	2.084
102- 6	5.066	4.888	4.644	4.364	4.072	3.769	3.448	3.107	2.741	1.921	1.921	1.921	1.921
102-10	5.054	4.868	4.612	4.318	4.012	3.695	3.359	3.001	2.618	1.759	1.759	1.759	1.759
102-14	5.043	4.847	4.580	4.273	3.953	3.621	3.270	2.895	2.495	1.597	1.597	1.597	1.597
102-18	5.031	4.827	4.549	4.228	3.894	3.548	3.181	2.790	2.372	1.436	1.436	1.436	1.436
102-22	5.019	4.807	4.517	4.183	3.835	3.474	3.092	2.685	2.250	1.275	1.275	1.275	1.275
102-26	5.008	4.787	4.485	4.138	3.776	3.401	3.004	2.580	2.128	1.115	1.115	1.115	1.115
102-30	4.996	4.767	4.454	4.093	3.717	3.327	2.915	2.476	2.006	0.954	0.954	0.954	0.954
103- 2	4.985	4.747	4.422	4.048	3.658	3.254	2.827	2.372	1.885	0.795	0.795	0.795	0.795
103- 6	4.973	4.727	4.391	4.003	3.600	3.181	2.739	2.268	1.764	0.635	0.635	0.635	0.635
AVG LIFE	16.91	8.10	4.56	3.02	2.24	1.77	1.44	1.21	1.03	0.77	0.77	0.77	0.77
DURATION	10.41	6.00	3.80	2.67	2.04	1.64	1.36	1.15	0.98	0.75	0.75	0.75	0.75
FIRST PAY	8/03	8/03	8/03	8/03	8/03	8/03	8/03	8/03	8/03	8/03	8/03	8/03	8/03
LAST PAY	11/30	12/23	4/16	8/11	4/09	1/08	3/07	8/06	2/06	6/05	6/05	6/05	6/05

Although the information included in this report has been obtained from sources which we believe to be reliable, we do not assume any responsibility for its accuracy or completeness. All information contained herein is subject to change without notice. This report is for informational purposes only and is not intended as an offer or solicitation with respect to the purchase or sale of any securities. The accuracy of the financial projections is dependent on the occurrence of future events which cannot be assured, therefore, the actual results achieved during the projection period may vary from the projections.



COUNTRYWIDE SECURITIES CORPORATION  
A Countrywide Capital Markets Company

# Yields Given Prices Report 1\_CW03\_J7\_FIN 30 year 5.2's

User ID: kleibow | Deals Directory: /opt/intex/deals | Date: 07/28/2003 13:16:29

**Bond: IA2 Balance: 41,600,000 Coupon: 5.250000**

Delay: 24 Class Factor: 1.00 Accruing Since: 7/01/2003  
Settlement Date: 7/30/2003 COMM 30 year WAC: 5.45 WAM: 237.98

Months	CPR	CPR	CPR	CPR	CPR	CPR	CPR	CPR	CPR	CPR	CPR	CPR	CPR
480	0.00	5.00	10.00	15.00	20.00	25.00	30.00	35.00	40.00	50.00			
100-4	5.269	5.257	5.242	5.222	5.194	5.158	5.122	5.088	5.053	4.972			
100-8	5.259	5.244	5.225	5.199	5.165	5.119	5.074	5.031	4.986	4.884			
100-12	5.249	5.231	5.208	5.177	5.135	5.080	5.025	4.974	4.919	4.797			
100-16	5.239	5.218	5.191	5.155	5.105	5.041	4.977	4.917	4.853	4.709			
100-20	5.228	5.205	5.174	5.132	5.076	5.002	4.929	4.859	4.787	4.622			
100-24	5.218	5.192	5.157	5.110	5.047	4.963	4.881	4.803	4.720	4.535			
100-28	5.208	5.179	5.140	5.088	5.017	4.924	4.833	4.746	4.654	4.448			
101-0	5.198	5.166	5.123	5.066	4.988	4.885	4.785	4.689	4.589	4.361			
101-4	5.188	5.153	5.106	5.044	4.959	4.847	4.737	4.632	4.523	4.275			
101-8	5.178	5.140	5.090	5.021	4.930	4.808	4.689	4.576	4.457	4.188			
101-12	5.168	5.127	5.073	4.999	4.901	4.769	4.642	4.520	4.392	4.102			
*101-16	5.158	5.114	5.056	4.978	4.872	4.731	4.594	4.463	4.326	4.016			
101-20	5.148	5.101	5.039	4.956	4.843	4.693	4.547	4.407	4.261	3.930			
101-24	5.138	5.088	5.023	4.934	4.814	4.654	4.499	4.351	4.196	3.845			
101-28	5.129	5.075	5.006	4.912	4.785	4.616	4.452	4.295	4.131	3.759			
102-0	5.119	5.062	4.990	4.890	4.756	4.578	4.405	4.239	4.066	3.674			
102-4	5.109	5.050	4.973	4.868	4.727	4.540	4.358	4.184	4.001	3.589			
102-8	5.099	5.037	4.957	4.847	4.699	4.502	4.311	4.128	3.937	3.504			
102-12	5.089	5.024	4.940	4.825	4.670	4.464	4.264	4.073	3.872	3.420			
102-16	5.079	5.012	4.924	4.804	4.642	4.427	4.217	4.017	3.808	3.335			
102-20	5.069	4.999	4.907	4.782	4.613	4.389	4.170	3.962	3.744	3.251			
102-24	5.060	4.986	4.891	4.761	4.585	4.351	4.124	3.907	3.680	3.167			
102-28	5.050	4.974	4.874	4.739	4.557	4.314	4.077	3.852	3.616	3.083			
AVG LIFE	22.27	15.75	10.91	7.54	5.26	3.71	2.90	2.41	2.04	1.52			
DURATION	12.32	9.51	7.34	5.59	4.23	3.20	2.58	2.18	1.88	1.43			
FIRST PAY	8/03	8/03	8/03	8/03	8/03	8/03	8/03	8/03	8/03	8/03			
LAST PAY	6/33	6/33	6/33	6/33	6/33	5/33	10/09	6/08	9/07	8/06			

Although the information included in this report has been obtained from sources which we believe to be reliable, we do not guarantee its accuracy or completeness. All information herein is subject to change without notice. This report is for informative purposes only and is not intended for solicitation with respect to the purchase or sale of any securities. The accuracy of the financial projections is dependent on the occurrence of future events which cannot be assured, therefore, the actual results achieved during the projection period may vary from the projections.





# Yields Given Prices Report 1\_CW03\_J7\_FIN 30 year 5.2's

User ID: kleibowi Deals Directory: /opt/intex/deals Date: 07/28/2003 13:16:36

Bond: IA3 Balance: 12,971,000 Coupon: 5.250000

Delay: 24 Class Factor: 1.00 Accruing Since: 7/01/2003  
 Settlement Date: 7/30/2003 COMM 30 year WAC: 5.45 WAM: 237.98

Months	CPR	CPR	CPR	CPR	CPR	CPR	CPR	CPR	CPR	CPR	CPR	CPR	CPR
480	0.00	5.00	10.00	15.00	20.00	25.00	30.00	35.00	40.00	50.00			
100-03.50	5.270	5.263	5.257	5.253	5.249	5.245	5.237	5.225	5.211	5.179			
100-07.50	5.259	5.251	5.244	5.238	5.233	5.228	5.218	5.203	5.185	5.144			
100-11.50	5.249	5.239	5.230	5.223	5.217	5.211	5.199	5.180	5.159	5.110			
100-15.50	5.239	5.227	5.216	5.208	5.201	5.194	5.179	5.158	5.133	5.075			
100-19.50	5.228	5.215	5.203	5.193	5.185	5.178	5.160	5.136	5.107	5.040			
100-23.50	5.218	5.203	5.189	5.178	5.169	5.161	5.141	5.114	5.081	5.006			
100-27.50	5.208	5.191	5.176	5.163	5.153	5.144	5.122	5.091	5.055	4.971			
100-31.50	5.198	5.179	5.162	5.148	5.137	5.127	5.103	5.069	5.029	4.936			
101-03.50	5.188	5.167	5.149	5.134	5.121	5.110	5.084	5.047	5.003	4.902			
101-07.50	5.177	5.155	5.135	5.119	5.105	5.094	5.065	5.025	4.978	4.868			
101-11.50	5.167	5.143	5.122	5.104	5.089	5.077	5.046	5.003	4.952	4.833			
*101-15.50	5.157	5.131	5.108	5.090	5.074	5.060	5.028	4.981	4.926	4.799			
101-19.50	5.147	5.119	5.095	5.075	5.058	5.044	5.009	4.959	4.900	4.765			
101-23.50	5.137	5.107	5.082	5.060	5.042	5.027	4.990	4.937	4.875	4.730			
101-27.50	5.127	5.095	5.068	5.046	5.027	5.010	4.971	4.915	4.849	4.696			
101-31.50	5.117	5.084	5.055	5.031	5.011	4.994	4.952	4.893	4.824	4.662			
102-03.50	5.107	5.072	5.042	5.016	4.995	4.977	4.934	4.871	4.798	4.628			
102-07.50	5.097	5.060	5.028	5.002	4.980	4.961	4.915	4.849	4.773	4.594			
102-11.50	5.087	5.048	5.015	4.987	4.964	4.944	4.896	4.828	4.747	4.560			
102-15.50	5.077	5.037	5.002	4.973	4.949	4.928	4.878	4.806	4.722	4.526			
102-19.50	5.067	5.025	4.989	4.958	4.933	4.911	4.859	4.784	4.696	4.492			
102-23.50	5.057	5.013	4.976	4.944	4.918	4.895	4.840	4.763	4.671	4.459			
102-27.50	5.047	5.001	4.962	4.930	4.902	4.879	4.822	4.741	4.646	4.425			
AVG LIFE	20.88	16.29	13.53	11.79	10.62	9.80	8.30	6.85	5.68	4.07			
DURATION	12.11	10.32	9.15	8.36	7.79	7.36	6.50	5.57	4.77	3.58			
FIRST PAY	8/08	8/08	8/08	8/08	8/08	8/08	8/08	6/08	9/07	8/06			
LAST PAY	6/33	6/33	6/33	6/33	6/33	6/33	6/33	5/33	9/32	12/09			

Although the information included in this report has been obtained from sources which we believe to be reliable, we do not guarantee its accuracy or completeness. All information contained herein is subject to change without notice. This report is for informational purposes only and is not intended as an offer or solicitation to purchase or sell any securities. The accuracy of the financial projections is dependent on the accuracy of future events which cannot be assured, therefore, the actual details achieved during the projection period may vary from the projections.



# Yields Given Prices Report 1\_CW03\_J7\_FIN 30 year 5.2's

User ID: kleibowi Deals Directory: /opt/intex/deals Date: 07/28/2003 13:16:43

**Bond: IIA1 Balance: 110,000,000 Coupon: 5.000000**

Delay: 24 Class Factor: 1.00 Accruing Since: 7/01/2003  
 Settlement Date: 7/30/2003 COMM 30 year WAC: 5.45 WAM: 237.98

Months	CPR	CPR	CPR	CPR	CPR	CPR	CPR	CPR	CPR	CPR	CPR	CPR	CPR
480	0.00	5.00	10.00	15.00	20.00	25.00	30.00	35.00	40.00	50.00			
100-0	5.021	4.997	4.964	4.927	4.888	4.847	4.804	4.758	4.709	4.598			
100-4	5.009	4.976	4.931	4.880	4.826	4.771	4.711	4.648	4.581	4.429			
100-8	4.997	4.956	4.899	4.833	4.765	4.694	4.619	4.539	4.453	4.260			
100-12	4.985	4.935	4.866	4.787	4.704	4.618	4.527	4.430	4.325	4.092			
100-16	4.974	4.914	4.833	4.740	4.643	4.542	4.435	4.321	4.198	3.924			
100-20	4.962	4.894	4.801	4.694	4.582	4.466	4.343	4.212	4.071	3.756			
100-24	4.950	4.873	4.768	4.647	4.521	4.390	4.251	4.103	3.945	3.589			
100-28	4.938	4.853	4.736	4.601	4.460	4.315	4.160	3.995	3.819	3.422			
101-0	4.927	4.832	4.703	4.555	4.400	4.239	4.069	3.887	3.693	3.256			
101-4	4.915	4.812	4.671	4.509	4.340	4.164	3.978	3.779	3.567	3.090			
101-8	4.904	4.792	4.639	4.463	4.279	4.089	3.887	3.672	3.442	2.925			
*101-12	4.892	4.771	4.607	4.417	4.219	4.014	3.797	3.565	3.317	2.760			
101-16	4.880	4.751	4.574	4.371	4.159	3.939	3.706	3.458	3.192	2.595			
101-20	4.869	4.731	4.542	4.325	4.099	3.865	3.616	3.351	3.067	2.431			
101-24	4.857	4.711	4.510	4.280	4.040	3.790	3.526	3.245	2.943	2.268			
101-28	4.846	4.691	4.479	4.234	3.980	3.716	3.436	3.138	2.820	2.104			
102-0	4.834	4.671	4.447	4.189	3.921	3.642	3.347	3.032	2.696	1.942			
102-4	4.823	4.651	4.415	4.144	3.861	3.568	3.258	2.927	2.573	1.779			
102-8	4.811	4.631	4.383	4.099	3.802	3.494	3.168	2.821	2.450	1.617			
102-12	4.800	4.611	4.352	4.053	3.743	3.421	3.080	2.716	2.327	1.456			
102-16	4.789	4.591	4.320	4.008	3.684	3.347	2.991	2.611	2.205	1.294			
102-20	4.777	4.571	4.289	3.964	3.625	3.274	2.902	2.506	2.083	1.134			
102-24	4.766	4.551	4.257	3.919	3.566	3.201	2.814	2.402	1.961	0.973			
AVG LIFE	16.91	8.09	4.56	3.02	2.24	1.77	1.44	1.21	1.03	0.77			
DURATION	10.60	6.06	3.82	2.68	2.05	1.64	1.36	1.15	0.98	0.75			
FIRST PAY	8/03	8/03	8/03	8/03	8/03	8/03	8/03	8/03	8/03	8/03			
LAST PAY	11/30	12/23	4/16	8/11	4/09	1/08	3/07	8/06	2/06	6/05			

Although the information included in this report has been obtained from sources which we believe to be reliable, we do not guarantee its accuracy or completeness. All information contained herein is subject to change without notice. This report is for informational purposes only and is not intended as an offer or solicitation with respect to the purchase or sale of any securities. The accuracy of the financial projections is dependent on the occurrence of future events which cannot be assured, therefore, the actual details achieved during the projection period may vary from the projections.



# Yields Given Prices Report 1\_CW03\_J7\_FIN 30 year 5.2's

User ID: kleibowl Deals Directory: /opt/intex/deals Date: 07/28/2003 13:16:50

**Bond: IIA2 Balance: 23,526,000 Coupon: 5.000000**

Delay: 24 Class Factor: 1.00 Accruing Since: 7/01/2003  
 Settlement Date: 7/30/2003 COMM 30 year WAC: 5.45 WAM: 237.98

Months	CPR	CPR	CPR	CPR	CPR	CPR	CPR	CPR	CPR	CPR	CPR	CPR	CPR	CPR	CPR
480	0.00	5.00	10.00	15.00	20.00	25.00	30.00	35.00	40.00	50.00					
102-03.50	4.689	4.142	3.962	3.953	3.953	3.953	3.896	3.735	3.545	3.095					
102-07.50	4.670	4.096	3.908	3.898	3.898	3.898	3.838	3.669	3.469	2.997					
102-11.50	4.652	4.050	3.853	3.843	3.843	3.843	3.780	3.603	3.393	2.899					
102-15.50	4.634	4.005	3.798	3.788	3.788	3.788	3.722	3.537	3.318	2.801					
102-19.50	4.616	3.959	3.744	3.733	3.733	3.733	3.664	3.471	3.242	2.703					
102-23.50	4.598	3.914	3.690	3.678	3.678	3.678	3.606	3.406	3.167	2.606					
102-27.50	4.580	3.869	3.635	3.623	3.623	3.623	3.549	3.340	3.092	2.508					
102-31.50	4.562	3.823	3.581	3.569	3.569	3.569	3.491	3.274	3.017	2.411					
103-03.50	4.543	3.778	3.527	3.514	3.514	3.514	3.434	3.209	2.942	2.314					
103-07.50	4.525	3.733	3.473	3.459	3.459	3.459	3.377	3.144	2.868	2.217					
103-11.50	4.507	3.688	3.419	3.405	3.405	3.405	3.319	3.079	2.793	2.121					
*103-15.50	4.490	3.643	3.365	3.351	3.351	3.351	3.262	3.014	2.718	2.024					
103-19.50	4.472	3.599	3.312	3.297	3.297	3.297	3.205	2.949	2.644	1.928					
103-23.50	4.454	3.554	3.258	3.243	3.243	3.243	3.148	2.884	2.570	1.832					
103-27.50	4.436	3.509	3.204	3.189	3.189	3.189	3.092	2.819	2.496	1.736					
103-31.50	4.418	3.465	3.151	3.135	3.135	3.135	3.035	2.754	2.422	1.640					
104-03.50	4.400	3.420	3.098	3.081	3.081	3.081	2.978	2.690	2.348	1.544					
104-07.50	4.383	3.376	3.044	3.027	3.027	3.027	2.922	2.626	2.274	1.449					
104-11.50	4.365	3.331	2.991	2.974	2.974	2.974	2.865	2.561	2.201	1.354					
104-15.50	4.347	3.287	2.938	2.920	2.920	2.920	2.809	2.497	2.127	1.259					
104-19.50	4.330	3.243	2.885	2.867	2.867	2.867	2.753	2.433	2.054	1.164					
104-23.50	4.312	3.199	2.832	2.813	2.813	2.813	2.697	2.369	1.981	1.069					
104-27.50	4.294	3.155	2.780	2.760	2.760	2.760	2.641	2.305	1.908	0.974					
AVG LIFE	8.72	2.95	2.42	2.40	2.40	2.40	2.27	1.97	1.71	1.30					
DURATION	6.71	2.68	2.24	2.22	2.22	2.22	2.11	1.85	1.62	1.25					
FIRST PAY	8/03	8/03	8/03	8/03	8/03	8/03	8/03	8/03	8/03	8/03					
LAST PAY	1/19	4/09	10/07	9/07	9/07	9/07	3/07	8/06	2/06	6/05					

Although the information included in this report has been obtained from sources which we believe to be reliable, we do not guarantee its accuracy or completeness. Information contained herein is subject to change without notice. This report is for informational purposes only and should not be used as an offer or solicitation with respect to the purchase or sale of any securities. The accuracy of the financial projections is dependent on the occurrence of future events which cannot be assured. Therefore, the actual details achieved during the projection period may vary from the projections.



# Yields Given Prices Report 1\_CW03\_J7\_FIN 30 year 5.2's

User ID: kleibowi Deals Directory: /opt/intex/deals Date: 07/28/2003 13:16:57

**Bond: IIA3 Balance: 37,177,000 Coupon: 5.000000**

Delay: 24 Class Factor: 1.00 Accruing Since: 7/01/2003  
 Settlement Date: 7/30/2003 COMM 30 year WAC: 5.45 WAM: 237.98

Months	CPR	CPR	CPR	CPR	CPR	CPR	CPR	CPR	CPR	CPR	CPR	CPR
480	0.00	5.00	10.00	15.00	20.00	25.00	30.00	35.00	40.00	50.00		
96-6	5.327	5.491	5.800	6.269	6.927	7.898	9.165	10.252	11.339	13.680		
96-10	5.317	5.475	5.773	6.224	6.857	7.792	9.012	10.058	11.104	13.357		
96-14	5.307	5.459	5.745	6.179	6.787	7.686	8.859	9.865	10.870	13.034		
96-18	5.297	5.442	5.718	6.134	6.718	7.581	8.707	9.672	10.637	12.713		
96-22	5.287	5.426	5.690	6.089	6.649	7.476	8.555	9.480	10.404	12.392		
96-26	5.277	5.410	5.663	6.044	6.580	7.371	8.404	9.288	10.172	12.072		
96-30	5.267	5.394	5.635	6.000	6.511	7.266	8.253	9.097	9.941	11.754		
97-2	5.257	5.378	5.608	5.955	6.442	7.162	8.102	8.907	9.710	11.437		
97-6	5.247	5.362	5.581	5.911	6.374	7.058	7.952	8.716	9.480	11.120		
97-10	5.237	5.347	5.554	5.867	6.306	6.954	7.802	8.527	9.251	10.805		
97-14	5.227	5.331	5.527	5.823	6.238	6.851	7.652	8.338	9.022	10.491		
*97-18	5.217	5.315	5.500	5.779	6.170	6.748	7.503	8.149	8.794	10.177		
97-22	5.207	5.299	5.473	5.735	6.102	6.645	7.355	7.961	8.567	9.865		
97-26	5.197	5.283	5.446	5.691	6.034	6.542	7.207	7.774	8.340	9.554		
97-30	5.187	5.267	5.419	5.647	5.967	6.440	7.059	7.587	8.114	9.243		
98-2	5.177	5.252	5.392	5.603	5.900	6.338	6.911	7.401	7.888	8.934		
98-6	5.168	5.236	5.365	5.560	5.833	6.236	6.764	7.215	7.664	8.626		
98-10	5.158	5.220	5.338	5.517	5.766	6.135	6.617	7.029	7.440	8.319		
98-14	5.148	5.205	5.312	5.473	5.699	6.033	6.471	6.844	7.216	8.012		
98-18	5.138	5.189	5.285	5.430	5.633	5.932	6.325	6.660	6.993	7.707		
98-22	5.128	5.173	5.259	5.387	5.566	5.832	6.180	6.476	6.771	7.403		
98-26	5.119	5.158	5.232	5.344	5.500	5.731	6.034	6.293	6.549	7.099		
98-30	5.109	5.142	5.206	5.301	5.434	5.631	5.890	6.110	6.329	6.797		
AVG LIFE	22.05	11.38	5.93	3.43	2.15	1.38	0.93	0.73	0.60	0.44		
DURATION	12.86	8.06	4.72	2.90	1.88	1.24	0.86	0.68	0.56	0.41		
FIRST PAY	1/19	8/03	8/03	8/03	8/03	8/03	8/03	8/03	8/03	8/03		
LAST PAY	10/30	12/23	4/16	8/11	4/09	1/08	1/06	4/05	12/04	7/04		

Although the information included in this report has been obtained from sources which we believe to be reliable, we do not guarantee its accuracy or completeness. All information contained herein is subject to change without notice. This report is for informative purposes only and is not intended as an offer or solicitation with respect to the purchase or sale of any securities. The accuracy of the financial projections is dependent on the occurrence of future events which cannot be assured, therefore, the actual details achieved during the projection period may vary from the projections.



# Yields Given Prices Report 1\_CW03\_J7\_FIN 30 year 5.2's

User ID: kleibow Deals Directory: /opt/intex/deals Date: 07/28/2003 13:17:04

Bond: IIA4 Balance: 140,000 Coupon: 5.000000

Delay: 24 Class Factor: 1.00 Accruing Since: 7/01/2003  
 Settlement Date: 7/30/2003 COMM 30 year WAC: 5.45 WAM: 237.98

Months	CPR	CPR	CPR	CPR	CPR	CPR	CPR	CPR	CPR	CPR	CPR	CPR
480	0.00	5.00	10.00	15.00	20.00	25.00	30.00	35.00	40.00	50.00		
98-20	5.124	21.096	21.096	21.096	21.096	21.096	21.096	21.096	21.096	21.096	21.096	21.096
98-24	5.116	19.097	19.097	19.097	19.097	19.097	19.097	19.097	19.097	19.097	19.097	19.097
98-28	5.107	17.119	17.119	17.119	17.119	17.119	17.119	17.119	17.119	17.119	17.119	17.119
99-0	5.098	15.160	15.160	15.160	15.160	15.160	15.160	15.160	15.160	15.160	15.160	15.160
99-4	5.090	13.222	13.222	13.222	13.222	13.222	13.222	13.222	13.222	13.222	13.222	13.222
99-8	5.081	11.304	11.304	11.304	11.304	11.304	11.304	11.304	11.304	11.304	11.304	11.304
99-12	5.072	9.406	9.406	9.406	9.406	9.406	9.406	9.406	9.406	9.406	9.406	9.406
99-16	5.064	7.526	7.526	7.526	7.526	7.526	7.526	7.526	7.526	7.526	7.526	7.526
99-20	5.055	5.666	5.666	5.666	5.666	5.666	5.666	5.666	5.666	5.666	5.666	5.666
99-24	5.047	3.825	3.825	3.825	3.825	3.825	3.825	3.825	3.825	3.825	3.825	3.825
99-28	5.038	2.003	2.003	2.003	2.003	2.003	2.003	2.003	2.003	2.003	2.003	2.003
*100-0	5.030	0.199	0.199	0.199	0.199	0.199	0.199	0.199	0.199	0.199	0.199	0.199
100-4	5.021	-1.586	-1.586	-1.586	-1.586	-1.586	-1.586	-1.586	-1.586	-1.586	-1.586	-1.586
100-8	5.012	-3.353	-3.353	-3.353	-3.353	-3.353	-3.353	-3.353	-3.353	-3.353	-3.353	-3.353
100-12	5.004	-5.103	-5.103	-5.103	-5.103	-5.103	-5.103	-5.103	-5.103	-5.103	-5.103	-5.103
100-16	4.995	-6.835	-6.835	-6.835	-6.835	-6.835	-6.835	-6.835	-6.835	-6.835	-6.835	-6.835
100-20	4.987	-8.549	-8.549	-8.549	-8.549	-8.549	-8.549	-8.549	-8.549	-8.549	-8.549	-8.549
100-24	4.979	-10.246	-10.246	-10.246	-10.246	-10.246	-10.246	-10.246	-10.246	-10.246	-10.246	-10.246
100-28	4.970	-11.926	-11.926	-11.926	-11.926	-11.926	-11.926	-11.926	-11.926	-11.926	-11.926	-11.926
101-0	4.962	-13.588	-13.588	-13.588	-13.588	-13.588	-13.588	-13.588	-13.588	-13.588	-13.588	-13.588
101-4	4.953	-15.235	-15.235	-15.235	-15.235	-15.235	-15.235	-15.235	-15.235	-15.235	-15.235	-15.235
101-8	4.945	-16.864	-16.864	-16.864	-16.864	-16.864	-16.864	-16.864	-16.864	-16.864	-16.864	-16.864
101-12	4.936	-18.478	-18.478	-18.478	-18.478	-18.478	-18.478	-18.478	-18.478	-18.478	-18.478	-18.478
AVG LIFE	27.24	0.07	0.07	0.07	0.07	0.07	0.07	0.07	0.07	0.07	0.07	0.07
DURATION	14.57	0.07	0.07	0.07	0.07	0.07	0.07	0.07	0.07	0.07	0.07	0.07
FIRST PAY	10/30	8/03	8/03	8/03	8/03	8/03	8/03	8/03	8/03	8/03	8/03	8/03
LAST PAY	11/30	8/03	8/03	8/03	8/03	8/03	8/03	8/03	8/03	8/03	8/03	8/03

Although the information included in this report has been obtained from sources which we believe to be reliable, we do not guarantee its accuracy or completeness. All information contained herein is subject to change without notice. This report is for informative purposes only and is not intended as an offer or solicitation with respect to the purchase or sale of any securities. The accuracy of the financial projections is dependent on the occurrence of the events which cannot be assured. Therefore, the actual results achieved during the projection period may vary from the projections.



# Yields Given Prices Report 1\_CW03\_J7\_FIN 30 year 5.2's

User ID: kleibowi Deals Directory: /opt/intex/deals Date: 07/28/2003 13:17:11

**Bond: IIA14 Balance: 1,339,000 Coupon: 5.000000**

Delay: 24 Class Factor: 1.00 Accruing Since: 7/01/2003  
 Settlement Date: 7/30/2003 COMM 30 year WAC: 5.45 WAM: 237.98

Months	CPR	CPR	CPR	CPR	CPR	CPR	CPR	CPR	CPR	CPR
480	0.00	5.00	10.00	15.00	20.00	25.00	30.00	35.00	40.00	50.00
*16-19.20	29.721	24.654	19.394	12.726	3.285	-7.858	-19.681	-32.079	-45.264	-73.379
AVG LIFE	20.39	12.75	8.02	5.28	3.70	2.84	2.30	1.92	1.63	1.22
DURATION	2.96	3.05	3.08	2.92	2.61	2.38	2.24	2.15	2.09	2.08
FIRST PAY	8/03	8/03	8/03	8/03	8/03	8/03	8/03	8/03	8/03	8/03
LAST PAY	8/32	10/29	5/23	3/17	6/12	11/09	6/08	8/07	1/07	2/06

Although the information included in this report has been obtained from sources which we believe to be reliable, we do not warrant its accuracy or completeness. All information contained herein is subject to change without notice. This report is for informational purposes only and should not be relied upon as an offer or solicitation with respect to the purchase or sale of any securities. The accuracy of the financial data presented herein is dependent on the occurrence of future events which cannot be assured, therefore, the actual details achieved during the projection period may vary from the projections.



# Yields Given Prices Report 1\_CW03\_J7\_FIN 30 year 5.2's

User ID: kleibowl Deals Directory: /opt/intex/deals Date: 07/28/2003 13:17:18

Bond: IIA10 Balance: 26,780,000 Coupon: 4.750000

Delay: 24 Class Factor: 1.00 Accruing Since: 7/01/2003  
 Settlement Date: 7/30/2003 COMM 30 year WAC: 5.45 WAM: 237.98

Months	CPR	CPR	CPR	CPR	CPR	CPR	CPR	CPR	CPR	CPR	CPR	CPR	CPR	CPR	CPR
480	0.00	5.00	10.00	15.00	20.00	25.00	30.00	35.00	40.00	50.00	55.00	5.550	5.439	5.329	5.218
98-26.50	4.868	4.899	4.941	4.998	5.067	5.139	5.211	5.286	5.367	5.450	5.535	5.550	5.439	5.329	5.218
98-30.50	4.858	4.884	4.920	4.968	5.027	5.088	5.150	5.214	5.283	5.352	5.422	5.439	5.329	5.218	5.108
99-02.50	4.847	4.869	4.899	4.939	4.988	5.038	5.089	5.142	5.199	5.258	5.318	5.329	5.218	5.108	4.999
99-06.50	4.837	4.854	4.878	4.909	4.948	4.988	5.029	5.071	5.116	5.161	5.206	5.218	5.108	4.999	4.890
99-10.50	4.827	4.839	4.857	4.880	4.909	4.938	4.968	4.999	5.033	5.068	5.103	5.108	5.000	4.890	4.781
99-14.50	4.816	4.825	4.836	4.851	4.869	4.889	4.908	4.928	4.950	4.974	4.999	5.000	4.900	4.781	4.672
99-18.50	4.806	4.810	4.815	4.822	4.830	4.839	4.848	4.857	4.867	4.877	4.887	4.889	4.781	4.672	4.563
99-22.50	4.796	4.795	4.794	4.793	4.791	4.789	4.788	4.786	4.784	4.782	4.780	4.780	4.672	4.563	4.454
99-26.50	4.785	4.780	4.773	4.764	4.752	4.740	4.728	4.715	4.702	4.690	4.678	4.671	4.563	4.454	4.345
99-30.50	4.775	4.765	4.752	4.735	4.713	4.691	4.668	4.645	4.619	4.594	4.568	4.562	4.454	4.345	4.236
100-02.50	4.765	4.751	4.731	4.706	4.674	4.641	4.608	4.574	4.537	4.501	4.465	4.454	4.345	4.236	4.127
*100-06.50	4.755	4.736	4.711	4.677	4.635	4.592	4.549	4.504	4.455	4.406	4.361	4.345	4.236	4.127	4.018
100-10.50	4.744	4.721	4.690	4.648	4.596	4.543	4.490	4.434	4.374	4.314	4.254	4.236	4.127	4.018	3.909
100-14.50	4.734	4.707	4.669	4.619	4.558	4.494	4.430	4.364	4.292	4.220	4.155	4.130	4.021	3.912	3.803
100-18.50	4.724	4.692	4.649	4.591	4.519	4.445	4.371	4.294	4.211	4.128	4.045	4.023	3.914	3.805	3.696
100-22.50	4.714	4.678	4.628	4.562	4.481	4.397	4.312	4.224	4.129	4.034	3.939	3.915	3.806	3.697	3.588
100-26.50	4.704	4.663	4.608	4.534	4.442	4.348	4.253	4.155	4.048	3.943	3.838	3.809	3.699	3.590	3.481
100-30.50	4.693	4.649	4.587	4.505	4.404	4.300	4.195	4.085	3.968	3.853	3.738	3.702	3.593	3.484	3.375
101-02.50	4.683	4.634	4.567	4.477	4.366	4.251	4.136	4.016	3.887	3.762	3.637	3.595	3.486	3.377	3.268
101-06.50	4.673	4.620	4.546	4.448	4.327	4.203	4.077	3.947	3.806	3.671	3.536	3.489	3.380	3.271	3.162
101-10.50	4.663	4.605	4.526	4.420	4.289	4.155	4.019	3.878	3.726	3.591	3.456	3.489	3.380	3.271	3.162
101-14.50	4.653	4.591	4.506	4.392	4.251	4.107	3.961	3.809	3.646	3.511	3.376	3.489	3.380	3.271	3.162
101-18.50	4.643	4.576	4.485	4.364	4.213	4.059	3.903	3.741	3.566	3.431	3.296	3.489	3.380	3.271	3.162
AVG LIFE	20.39	12.75	8.02	5.28	3.70	2.84	2.30	1.92	1.63	1.34	1.05	1.22	1.15	1.04	0.93
DURATION	12.15	8.47	6.00	4.31	3.20	2.53	2.09	1.77	1.52	1.23	0.94	1.22	1.15	1.04	0.93
FIRST PAY	8/03	8/03	8/03	8/03	8/03	8/03	8/03	8/03	8/03	8/03	8/03	8/03	8/03	8/03	8/03
LAST PAY	8/32	10/29	5/23	3/17	6/12	11/09	6/08	8/07	1/07	4/01	7/01	8/03	8/03	8/03	2/06

Although the information included in this report has been obtained from sources which we believe to be reliable, we do not guarantee its accuracy or completeness. All information contained herein is subject to change without notice. This report is for informative purposes only and is not intended as an offer or solicitation to purchase or sale of any securities. The accuracy of the financial projections is dependent on the occurrence of future events which cannot be assured, therefore, the actual details achieved during the projection period may vary from the projections.



# Yields Given Prices Report 1\_CW03\_J7\_FIN 30 year 5.2's

User ID: kleibowi Deals Directory: /opt/intex/deals Date: 07/28/2003 13:17:25

Bond: IIA11 Balance: 4,103,000 Coupon: 5.000000

Delay: 24 Class Factor: 1.00 Accruing Since: 7/01/2003  
 Settlement Date: 7/30/2003 COMM 30 year WAC: 5.45 WAM: 237.98

Months	CPR	CPR	CPR	CPR	CPR	CPR	CPR	CPR	CPR	CPR	CPR	CPR	CPR
480	0.00	5.00	10.00	15.00	20.00	25.00	30.00	35.00	40.00	50.00			
89-27	5.756	5.772	5.833	5.969	6.218	6.741	7.279	7.716	8.142	8.574	9.003	9.432	9.861
89-31	5.746	5.762	5.822	5.956	6.202	6.718	7.249	7.680	8.100	8.526	8.951	9.376	9.801
90-3	5.737	5.752	5.812	5.944	6.186	6.695	7.219	7.644	8.058	8.472	8.886	9.300	9.714
90-7	5.727	5.742	5.801	5.931	6.170	6.673	7.189	7.608	8.016	8.424	8.832	9.240	9.648
90-11	5.717	5.732	5.790	5.919	6.155	6.650	7.159	7.572	7.975	8.383	8.791	9.199	9.607
90-15	5.708	5.722	5.780	5.906	6.139	6.627	7.129	7.536	7.933	8.341	8.749	9.157	9.565
90-19	5.698	5.713	5.769	5.894	6.123	6.604	7.099	7.500	7.892	8.294	8.696	9.098	9.500
90-23	5.689	5.703	5.759	5.882	6.107	6.582	7.069	7.465	7.850	8.246	8.642	9.038	9.434
90-27	5.679	5.693	5.748	5.869	6.092	6.559	7.039	7.429	7.809	8.194	8.579	8.964	9.349
90-31	5.670	5.683	5.737	5.857	6.076	6.536	7.010	7.393	7.768	8.153	8.538	8.923	9.308
91-3	5.660	5.674	5.727	5.845	6.060	6.514	6.980	7.358	7.726	8.111	8.486	8.861	9.236
*91-7	5.651	5.664	5.716	5.832	6.045	6.491	6.950	7.322	7.685	8.070	8.445	8.820	9.195
91-11	5.641	5.654	5.706	5.820	6.029	6.469	6.921	7.287	7.644	8.030	8.405	8.780	9.155
91-15	5.632	5.645	5.696	5.808	6.014	6.446	6.891	7.252	7.603	7.989	8.364	8.739	9.114
91-19	5.622	5.635	5.685	5.796	5.998	6.424	6.862	7.216	7.562	7.948	8.323	8.698	9.073
91-23	5.613	5.625	5.675	5.784	5.983	6.401	6.832	7.181	7.521	7.907	8.282	8.657	9.032
91-27	5.603	5.616	5.664	5.771	5.967	6.379	6.803	7.146	7.481	7.867	8.242	8.617	8.992
91-31	5.594	5.606	5.654	5.759	5.952	6.357	6.773	7.111	7.440	7.826	8.201	8.576	8.951
92-3	5.585	5.597	5.644	5.747	5.936	6.335	6.744	7.076	7.399	7.774	8.149	8.524	8.899
92-7	5.575	5.587	5.633	5.735	5.921	6.312	6.715	7.041	7.359	7.734	8.109	8.484	8.859
92-11	5.566	5.578	5.623	5.723	5.906	6.290	6.686	7.006	7.318	7.693	8.068	8.443	8.818
92-15	5.557	5.568	5.613	5.711	5.890	6.268	6.656	6.971	7.277	7.652	8.027	8.402	8.777
92-19	5.548	5.559	5.602	5.699	5.875	6.246	6.627	6.936	7.237	7.612	7.987	8.362	8.737
AVG LIFE	29.46	28.01	23.76	18.05	12.67	7.71	5.49	4.48	3.80	3.23	2.66	2.09	1.52
DURATION	14.42	14.11	13.03	11.12	8.76	6.06	4.61	3.85	3.32	2.83	2.34	1.85	1.36
FIRST PAY	8/32	10/29	5/23	3/17	6/12	11/09	6/08	8/07	1/07	2/06	3/05	4/04	5/03
LAST PAY	7/33	7/33	7/33	7/33	7/33	5/33	10/09	6/08	9/07	8/06	7/05	6/04	5/03

Although the information included in this report has been obtained from sources which we believe to be reliable, we do not guarantee its accuracy or completeness. All information contained herein is subject to change without notice. This report is for informational purposes only and is not intended as an offer or solicitation with respect to the purchase of any securities. The accuracy of the financial projections is dependent on the occurrence of future events which cannot be assured. Therefore, the actual results achieved during the projection period may vary from the projections.





# Yields Given Prices Report 1\_CW03\_J7\_FIN 30 year 5.2's

User ID: kleibowl Deals Directory: /opt/Intex/deals Date: 07/28/2003 13:17:32

Bond: IIA5 Balance: 5,150,000 Coupon: 5.000000

Delay: 24 Class Factor: 1.00 Accruing Since: 7/01/2003  
 Settlement Date: 7/30/2003 COMM 30 year WAC: 5.45 WAM: 237.98

Months	CPR	CPR	CPR	CPR	CPR	CPR	CPR	CPR	CPR	CPR	CPR	CPR	CPR	CPR	CPR
480	0.00	5.00	10.00	15.00	20.00	25.00	30.00	35.00	40.00	50.00					
97-4	5.229	5.255	5.322	5.432	5.560	5.689	5.817	5.953	6.102	6.440					
97-8	5.220	5.245	5.308	5.413	5.534	5.657	5.778	5.908	6.050	6.371					
97-12	5.212	5.235	5.295	5.394	5.509	5.625	5.740	5.864	5.998	6.301					
97-16	5.203	5.224	5.281	5.375	5.484	5.594	5.702	5.819	5.945	6.232					
97-20	5.194	5.214	5.268	5.356	5.459	5.562	5.664	5.774	5.893	6.163					
97-24	5.185	5.204	5.255	5.337	5.433	5.530	5.626	5.729	5.841	6.094					
97-28	5.176	5.194	5.241	5.319	5.408	5.499	5.589	5.685	5.789	6.026					
98-0	5.168	5.184	5.228	5.300	5.383	5.467	5.551	5.640	5.737	5.957					
98-4	5.159	5.174	5.215	5.281	5.358	5.436	5.513	5.596	5.685	5.888					
98-8	5.150	5.164	5.201	5.262	5.333	5.405	5.475	5.551	5.634	5.820					
98-12	5.141	5.154	5.188	5.244	5.308	5.373	5.438	5.507	5.582	5.752					
*98-16	5.133	5.144	5.175	5.225	5.283	5.342	5.400	5.462	5.530	5.683					
98-20	5.124	5.134	5.162	5.206	5.258	5.311	5.363	5.418	5.479	5.615					
98-24	5.115	5.125	5.148	5.188	5.233	5.280	5.325	5.374	5.427	5.547					
98-28	5.107	5.115	5.135	5.169	5.209	5.248	5.288	5.330	5.376	5.480					
99-0	5.098	5.105	5.122	5.151	5.184	5.217	5.251	5.286	5.325	5.412					
99-4	5.090	5.095	5.109	5.132	5.159	5.186	5.213	5.242	5.273	5.344					
99-8	5.081	5.085	5.096	5.114	5.134	5.155	5.176	5.198	5.222	5.277					
99-12	5.072	5.075	5.083	5.095	5.110	5.124	5.139	5.154	5.171	5.209					
99-16	5.064	5.065	5.070	5.077	5.085	5.093	5.102	5.111	5.120	5.142					
99-20	5.055	5.056	5.057	5.058	5.061	5.063	5.065	5.067	5.069	5.075					
99-24	5.047	5.046	5.044	5.040	5.036	5.032	5.028	5.023	5.018	5.008					
99-28	5.038	5.036	5.031	5.022	5.011	5.001	4.991	4.980	4.968	4.941					
AVG IIFE	27.56	21.18	13.49	8.56	6.03	4.65	3.79	3.17	2.69	2.00					
DURATION	14.55	12.71	9.56	6.78	5.07	4.04	3.37	2.86	2.45	1.85					
FIRST PAY	11/30	12/23	4/16	8/11	4/09	1/08	3/07	8/06	2/06	6/05					
LAST PAY	5/31	7/25	11/17	9/12	11/09	5/08	7/07	11/06	5/06	8/05					

Although the information included in this report has been obtained from sources which we believe to be reliable, we do not guarantee its accuracy or completeness. All information contained herein is subject to change without notice. This report is for informative purposes only and is not intended as an offer or solicitation with respect to the purchase or sale of any securities. The accuracy of the financial projections is dependent on the occurrence of future events which cannot be assured, therefore, the actual details achieved during the projection period may vary from the projections.



COUNTRYWIDE SECURITIES CORPORATION  
A Countrywide Capital Markets Company

# Yields Given Prices Report 1\_CW03\_J7\_FIN 30 year 5.2's

User ID: kleibowi Deals Directory: /opt/intex/deals Date: 07/28/2003 13:17:40

Bond: IIA6 Balance: 5,150,000 Coupon: 5.000000

Delay: 24 Class Factor: 1.00 Accruing Since: 7/01/2003  
Settlement Date: 7/30/2003 COMM 30 year WAC: 5.45 WAM: 237.98

Months	CPR	CPR	CPR	CPR	CPR	CPR	CPR	CPR	CPR	CPR	CPR	CPR	CPR
480	0.00	5.00	10.00	15.00	20.00	25.00	30.00	35.00	40.00	50.00			
97-4	5.228	5.247	5.300	5.392	5.516	5.640	5.759	5.885	6.021	6.332			
97-8	5.219	5.237	5.288	5.375	5.492	5.611	5.723	5.844	5.972	6.268			
97-12	5.210	5.227	5.276	5.358	5.469	5.582	5.688	5.802	5.924	6.204			
97-16	5.201	5.218	5.263	5.341	5.446	5.552	5.653	5.761	5.876	6.140			
97-20	5.193	5.208	5.251	5.324	5.423	5.523	5.618	5.719	5.828	6.077			
97-24	5.184	5.198	5.239	5.308	5.400	5.494	5.583	5.678	5.780	6.013			
97-28	5.175	5.189	5.226	5.291	5.377	5.465	5.548	5.637	5.732	5.950			
98-0	5.167	5.179	5.214	5.274	5.354	5.436	5.513	5.596	5.684	5.886			
98-4	5.158	5.169	5.202	5.257	5.332	5.407	5.478	5.554	5.636	5.823			
98-8	5.149	5.160	5.190	5.240	5.309	5.378	5.443	5.513	5.588	5.760			
98-12	5.141	5.150	5.177	5.224	5.286	5.349	5.409	5.472	5.541	5.697			
*98-16	5.132	5.141	5.165	5.207	5.263	5.320	5.374	5.431	5.493	5.634			
98-20	5.123	5.131	5.153	5.190	5.240	5.291	5.339	5.391	5.446	5.572			
98-24	5.115	5.122	5.141	5.174	5.218	5.262	5.305	5.350	5.398	5.509			
98-28	5.106	5.112	5.129	5.157	5.195	5.234	5.270	5.309	5.351	5.446			
99-0	5.098	5.103	5.117	5.140	5.172	5.205	5.235	5.268	5.303	5.384			
99-4	5.089	5.093	5.105	5.124	5.150	5.176	5.201	5.228	5.256	5.321			
99-8	5.081	5.084	5.092	5.107	5.127	5.147	5.167	5.187	5.209	5.259			
99-12	5.072	5.074	5.080	5.091	5.105	5.119	5.132	5.147	5.162	5.197			
99-16	5.064	5.065	5.068	5.074	5.082	5.090	5.098	5.106	5.115	5.135			
99-20	5.055	5.055	5.056	5.058	5.060	5.062	5.064	5.066	5.068	5.073			
99-24	5.047	5.046	5.044	5.041	5.037	5.033	5.030	5.025	5.021	5.011			
99-28	5.038	5.037	5.032	5.025	5.015	5.005	4.995	4.985	4.974	4.949			
AVG LIFE	28.10	22.84	15.23	9.85	6.71	5.09	4.14	3.45	2.93	2.18			
DURATION	14.68	13.25	10.38	7.58	5.56	4.38	3.64	3.09	2.66	2.01			
FIRST PAY	5/31	7/25	11/17	9/12	11/09	5/08	7/07	11/06	5/06	8/05			
LAST PAY	12/31	4/27	10/19	3/14	8/10	11/08	11/07	3/07	8/06	11/05			

Although the information included in this report has been obtained from sources which we believe to be reliable, we do not guarantee its accuracy or completeness. All information contained herein is provided for informational purposes only and is not intended as an offer of securities. The accuracy of the financial projections is dependent on the occurrence of future events which cannot be assured, therefore, the actual details achieved during the projection period may vary from the projections.



# Yields Given Prices Report 1\_CW03\_J7\_FIN 30 year 5.2's

User ID: kleibowi Deals Directory: /opt/Intex/deals Date: 07/28/2003 13:17:51

**Bond: IIA7 Balance: 5,150,000 Coupon: 5.000000**

Delay: 24 Class Factor: 1.00 Accruing Since: 7/01/2003  
 Settlement Date: 7/30/2003 COMM 30 year WAC: 5.45 WAM: 237.98

Months	CPR	CPR	CPR	CPR	CPR	CPR	CPR	CPR	CPR	CPR	CPR	CPR	CPR	CPR
480	0.00	5.00	10.00	15.00	20.00	25.00	30.00	35.00	40.00	50.00				
97- 4	5.226	5.239	5.280	5.352	5.468	5.587	5.704	5.818	5.943	6.224				
97- 8	5.218	5.230	5.268	5.337	5.447	5.560	5.671	5.780	5.899	6.165				
97-12	5.209	5.221	5.257	5.322	5.427	5.534	5.639	5.742	5.854	6.107				
97-16	5.200	5.211	5.246	5.307	5.406	5.507	5.606	5.704	5.810	6.049				
97-20	5.192	5.202	5.234	5.292	5.385	5.481	5.574	5.665	5.766	5.990				
97-24	5.183	5.193	5.223	5.278	5.365	5.454	5.542	5.628	5.721	5.932				
97-28	5.174	5.183	5.212	5.263	5.344	5.428	5.509	5.590	5.677	5.874				
98- 0	5.166	5.174	5.201	5.248	5.324	5.401	5.477	5.552	5.633	5.816				
98- 4	5.157	5.165	5.189	5.233	5.303	5.375	5.445	5.514	5.589	5.758				
98- 8	5.149	5.156	5.178	5.218	5.282	5.348	5.413	5.476	5.545	5.701				
98-12	5.140	5.146	5.167	5.203	5.262	5.322	5.381	5.438	5.502	5.643				
+98-16	5.131	5.137	5.156	5.189	5.242	5.296	5.349	5.401	5.458	5.585				
98-20	5.123	5.128	5.145	5.174	5.221	5.270	5.317	5.363	5.414	5.528				
98-24	5.114	5.119	5.133	5.159	5.201	5.243	5.285	5.326	5.370	5.471				
98-28	5.106	5.110	5.122	5.145	5.180	5.217	5.253	5.288	5.327	5.413				
99- 0	5.097	5.101	5.111	5.130	5.160	5.191	5.221	5.251	5.283	5.356				
99- 4	5.089	5.092	5.100	5.115	5.140	5.165	5.189	5.214	5.240	5.299				
99- 8	5.080	5.083	5.089	5.101	5.120	5.139	5.158	5.176	5.196	5.242				
99-12	5.072	5.073	5.078	5.086	5.099	5.113	5.126	5.139	5.153	5.185				
99-16	5.064	5.064	5.067	5.072	5.079	5.087	5.094	5.102	5.110	5.128				
99-20	5.055	5.055	5.056	5.057	5.059	5.061	5.063	5.065	5.067	5.071				
99-24	5.047	5.046	5.045	5.043	5.039	5.035	5.031	5.028	5.024	5.015				
99-28	5.038	5.037	5.034	5.028	5.019	5.009	5.000	4.991	4.981	4.958				
AVG LIFE	28.62	24.63	17.43	11.62	7.64	5.67	4.53	3.79	3.21	2.39				
DURATION	14.80	13.78	11.32	8.58	6.19	4.81	3.95	3.36	2.89	2.20				
FIRST PAY	12/31	4/27	10/19	3/14	8/10	11/08	11/07	3/07	8/06	11/05				
LAST PAY	6/32	2/29	4/22	4/16	10/11	7/09	4/08	7/07	12/06	1/06				

Although the information included in this report has been obtained from sources which we believe to be reliable, we do not guarantee its accuracy or completeness. The information contained herein is subject to change without notice. This report is for informative purposes only and should not be used as an offer or solicitation with respect to the purchase or sale of any securities. The accuracy of the financial projections is dependent on the occurrence of future events which cannot be assured, therefore, the actual details achieved during the projection period may vary from the projections.



COUNTRYWIDE SECURITIES CORPORATION  
A Countrywide Capital Markets Company

# Yields Given Prices Report 1\_CW03\_J7\_FIN 30 year 5.2's

User ID: kleibowi Deals Directory: /opt/intex/deals Date: 07/28/2003 13:17:59

Bond: IIA8 Balance: 5,150,000 Coupon: 5.000000

Delay: 24 Class Factor: 1.00 Accruing Since: 7/01/2003  
Settlement Date: 7/30/2003 COMM 30 year WAC: 5.45 WAM: 237.98

Months	CPR	CPR	CPR	CPR	CPR	CPR	CPR	CPR	CPR	CPR	CPR	CPR	CPR	CPR
480	0.00	5.00	10.00	15.00	20.00	25.00	30.00	35.00	40.00	50.00				
97-4	5.225	5.232	5.259	5.312	5.406	5.531	5.648	5.754	5.866	6.124				
97-8	5.216	5.223	5.249	5.299	5.389	5.507	5.619	5.719	5.826	6.070				
97-12	5.208	5.214	5.238	5.286	5.371	5.484	5.589	5.684	5.785	6.017				
97-16	5.199	5.205	5.228	5.273	5.353	5.460	5.559	5.649	5.745	5.963				
97-20	5.190	5.196	5.218	5.260	5.336	5.436	5.530	5.614	5.704	5.910				
97-24	5.182	5.187	5.207	5.247	5.318	5.412	5.500	5.579	5.664	5.857				
97-28	5.173	5.179	5.197	5.234	5.301	5.388	5.471	5.545	5.623	5.804				
98-0	5.165	5.170	5.187	5.221	5.283	5.365	5.441	5.510	5.583	5.751				
98-4	5.156	5.161	5.177	5.209	5.266	5.341	5.412	5.475	5.543	5.698				
98-8	5.148	5.152	5.167	5.196	5.248	5.318	5.382	5.441	5.503	5.645				
98-12	5.139	5.143	5.156	5.183	5.231	5.294	5.353	5.406	5.463	5.592				
*98-16	5.131	5.134	5.146	5.170	5.213	5.270	5.324	5.372	5.423	5.540				
98-20	5.122	5.125	5.136	5.158	5.196	5.247	5.294	5.337	5.383	5.487				
98-24	5.114	5.117	5.126	5.145	5.179	5.223	5.265	5.303	5.343	5.435				
98-28	5.105	5.108	5.116	5.132	5.161	5.200	5.236	5.269	5.303	5.382				
99-0	5.097	5.099	5.106	5.120	5.144	5.177	5.207	5.234	5.263	5.330				
99-4	5.089	5.090	5.096	5.107	5.127	5.153	5.178	5.200	5.224	5.278				
99-8	5.080	5.081	5.086	5.094	5.110	5.130	5.149	5.166	5.184	5.226				
99-12	5.072	5.073	5.076	5.082	5.092	5.107	5.120	5.132	5.144	5.174				
99-16	5.063	5.064	5.066	5.069	5.075	5.083	5.091	5.098	5.105	5.122				
99-20	5.055	5.055	5.056	5.057	5.058	5.060	5.062	5.064	5.065	5.070				
99-24	5.047	5.047	5.046	5.044	5.041	5.037	5.033	5.030	5.026	5.018				
99-28	5.039	5.038	5.036	5.031	5.024	5.014	5.004	4.996	4.987	4.966				
AVG LIFE	29.13	26.58	20.46	14.27	9.35	6.45	5.01	4.17	3.54	2.63				
DURATION	14.91	14.30	12.46	9.93	7.27	5.37	4.32	3.67	3.16	2.40				
FIRST PAY	6/32	2/29	4/22	4/16	10/11	7/09	4/08	7/07	12/06	1/06				
LAST PAY	12/32	3/31	12/25	9/19	5/14	7/10	11/08	12/07	4/07	4/06				

Although the information included in this report has been obtained from sources which we believe to be reliable, we do not guarantee its accuracy or completeness. All information contained herein is subject to change without notice. This report is for informational purposes only and is not intended as an offer or solicitation with respect to the purchase or sale of any securities. The accuracy of the financial projections is dependent on the occurrence of future events which cannot be assured, therefore, the actual results achieved during the projection period may vary from the projections.



COUNTRYWIDE SECURITIES CORPORATION  
A Countrywide Capital Markets Company

# Yields Given Prices Report 1\_CW03\_J7\_FIN 30 year 5.2's

User ID: kleibowl Deals Directory: /opt/intex/deals Date: 07/28/2003 13:18:06

Bond: IIA9 Balance: 5,150,000 Coupon: 5.000000

Delay: 24 Class Factor: 1.00 Accruing Since: 7/01/2003  
Settlement Date: 7/30/2003 COMM 30 year WAC: 5.45 WAM: 237.98

Months	CPR	CPR	CPR	CPR	CPR	CPR	CPR	CPR	CPR	CPR	CPR	CPR
480	0.00	5.00	10.00	15.00	20.00	25.00	30.00	35.00	40.00	50.00		
97-4	5.224	5.226	5.236	5.262	5.311	5.440	5.581	5.690	5.792	6.022		
97-8	5.215	5.217	5.227	5.252	5.298	5.421	5.554	5.659	5.755	5.974		
97-12	5.207	5.209	5.218	5.241	5.285	5.401	5.528	5.627	5.718	5.925		
97-16	5.198	5.200	5.209	5.231	5.272	5.382	5.502	5.595	5.681	5.877		
97-20	5.189	5.191	5.200	5.220	5.259	5.363	5.476	5.563	5.644	5.829		
97-24	5.181	5.183	5.190	5.210	5.247	5.343	5.449	5.532	5.608	5.781		
97-28	5.172	5.174	5.181	5.199	5.234	5.324	5.423	5.500	5.571	5.733		
98-0	5.164	5.166	5.172	5.189	5.221	5.305	5.397	5.468	5.535	5.685		
98-4	5.156	5.157	5.163	5.179	5.208	5.286	5.371	5.437	5.498	5.637		
98-8	5.147	5.148	5.154	5.168	5.195	5.267	5.345	5.406	5.462	5.589		
98-12	5.139	5.140	5.145	5.158	5.183	5.248	5.319	5.374	5.425	5.541		
*98-16	5.130	5.131	5.136	5.148	5.170	5.229	5.293	5.343	5.389	5.494		
98-20	5.122	5.123	5.127	5.137	5.157	5.210	5.267	5.311	5.353	5.446		
98-24	5.113	5.114	5.118	5.127	5.145	5.191	5.241	5.280	5.316	5.399		
98-28	5.105	5.106	5.109	5.117	5.132	5.172	5.215	5.249	5.280	5.351		
99-0	5.097	5.097	5.100	5.107	5.119	5.153	5.189	5.218	5.244	5.304		
99-4	5.088	5.089	5.091	5.096	5.107	5.134	5.164	5.187	5.208	5.256		
99-8	5.080	5.080	5.082	5.086	5.094	5.115	5.138	5.156	5.172	5.209		
99-12	5.072	5.072	5.073	5.076	5.082	5.096	5.112	5.125	5.136	5.162		
99-16	5.063	5.064	5.064	5.066	5.069	5.077	5.087	5.094	5.100	5.115		
99-20	5.055	5.055	5.055	5.056	5.057	5.059	5.061	5.063	5.064	5.068		
99-24	5.047	5.047	5.046	5.046	5.044	5.040	5.035	5.032	5.028	5.021		
99-28	5.039	5.038	5.038	5.036	5.032	5.021	5.010	5.001	4.993	4.974		
AVG LIFE	29.62	28.72	25.53	20.17	14.58	8.43	5.75	4.64	3.93	2.93		
DURATION	15.02	14.82	14.00	12.27	9.95	6.64	4.87	4.03	3.48	2.65		
FIRST PAY	12/32	3/31	12/25	9/19	5/14	7/10	11/08	12/07	4/07	4/06		
LAST PAY	7/33	7/33	7/33	7/33	7/33	6/33	10/09	6/08	9/07	8/06		

Although the information included in this report has been obtained from sources which we believe to be reliable, we do not guarantee its accuracy or completeness. All information contained herein is subject to change without notice. This report is for informative purposes only and is not intended as an offer or solicitation with respect to the purchase or sale of any securities. The accuracy of the financial projections is dependent on the occurrence of the events which cannot be assured, therefore, the actual details achieved during the projection period may vary from the projections.



# Yields Given Prices Report 1\_CW03\_J7\_FIN 30 year 5.2's


User ID: kleibow Deals Directory: /opt/intex/deals Date: 07/28/2003 13:18:13

**Bond: IIA12 Balance: 22,747,000 Coupon: 5.000000**

Delay: 24 Class Factor: 1.00 Accruing Since: 7/01/2003  
 Settlement Date: 7/30/2003 COMM 30 year WAC: 5.45 WAM: 237.98

Months	CPR	CPR	CPR	CPR	CPR	CPR	CPR	CPR	CPR	CPR	CPR	CPR	CPR	CPR	CPR
480	0.00	5.00	10.00	15.00	20.00	25.00	30.00	35.00	40.00	50.00					
95-15	5.404	5.467	5.520	5.565	5.603	5.634	5.709	5.819	5.948	6.249					
95-19	5.394	5.454	5.506	5.550	5.586	5.617	5.689	5.796	5.921	6.213					
95-23	5.383	5.442	5.492	5.534	5.569	5.599	5.669	5.772	5.894	6.176					
95-27	5.372	5.429	5.477	5.518	5.552	5.581	5.649	5.749	5.866	6.140					
95-31	5.361	5.416	5.463	5.503	5.535	5.563	5.629	5.726	5.839	6.103					
96-3	5.351	5.404	5.449	5.487	5.519	5.546	5.609	5.702	5.812	6.067					
96-7	5.340	5.391	5.435	5.471	5.502	5.528	5.589	5.679	5.785	6.031					
96-11	5.329	5.378	5.421	5.456	5.485	5.510	5.569	5.656	5.758	5.995					
96-15	5.318	5.366	5.406	5.440	5.469	5.493	5.550	5.633	5.731	5.958					
96-19	5.308	5.353	5.392	5.425	5.452	5.475	5.530	5.609	5.704	5.922					
96-23	5.297	5.341	5.378	5.409	5.435	5.458	5.510	5.586	5.677	5.886					
*96-27	5.287	5.328	5.364	5.394	5.419	5.440	5.490	5.563	5.650	5.850					
96-31	5.276	5.316	5.350	5.378	5.402	5.423	5.470	5.540	5.623	5.814					
97-3	5.265	5.303	5.336	5.363	5.386	5.405	5.451	5.517	5.596	5.778					
97-7	5.255	5.291	5.322	5.348	5.369	5.388	5.431	5.494	5.569	5.743					
97-11	5.244	5.279	5.308	5.332	5.353	5.370	5.411	5.471	5.542	5.707					
97-15	5.234	5.266	5.294	5.317	5.336	5.353	5.392	5.449	5.515	5.671					
97-19	5.223	5.254	5.280	5.302	5.320	5.336	5.372	5.426	5.489	5.635					
97-23	5.213	5.242	5.266	5.287	5.304	5.318	5.353	5.403	5.462	5.600					
97-27	5.203	5.229	5.252	5.271	5.287	5.301	5.333	5.380	5.436	5.564					
97-31	5.192	5.217	5.238	5.256	5.271	5.284	5.314	5.357	5.409	5.529					
98-3	5.182	5.205	5.224	5.241	5.255	5.267	5.294	5.335	5.382	5.493					
98-7	5.171	5.192	5.211	5.226	5.239	5.249	5.275	5.312	5.356	5.458					
AVG LIFE	20.88	16.29	13.54	11.79	10.63	9.80	8.34	6.88	5.71	4.09					
DURATION	12.13	10.30	9.13	8.33	7.77	7.35	6.51	5.58	4.77	3.57					
FIRST PAY	8/08	8/08	8/08	8/08	8/08	8/08	8/08	6/08	9/07	8/06					
LAST PAY	7/33	7/33	7/33	7/33	7/33	7/33	7/33	5/33	12/32	12/09					

Although the information included in this report has been obtained from sources which we believe to be reliable, we do not warrant its accuracy or completeness. All information contained herein is subject to change without notice. This report is for informational purposes only and should not be relied upon as an offer or solicitation with respect to the purchase or sale of any securities. The accuracy of the financial projections is dependent on the occurrence of future events which cannot be assured, therefore, the actual details achieved during the projection period may vary from the projections.



# Yields Given Prices Report 1\_CW03\_J7\_FIN 30 year 5.2's

User ID: kleibowi Deals Directory: /opt/intex/deals Date: 07/28/2003 13:18:20

**Bond: IIA13 Balance: 2,528,000 Coupon: 5.000000**

Delay: 24 Class Factor: 1.00 Accruing Since: 7/01/2003  
 Settlement Date: 7/30/2003 COMM 30 year WAC: 5.45 WAM: 237.98

Months	CPR	CPR	CPR	CPR	CPR	CPR	CPR	CPR	CPR	CPR	CPR	CPR	CPR
480	0.00	5.00	10.00	15.00	20.00	25.00	30.00	35.00	40.00	50.00			
94-8	5.511	5.592	5.662	5.720	5.769	5.810	5.907	6.050	6.218	6.609			
94-12	5.500	5.579	5.647	5.704	5.751	5.792	5.887	6.026	6.190	6.572			
94-16	5.489	5.566	5.633	5.688	5.734	5.773	5.866	6.002	6.162	6.535			
94-20	5.478	5.554	5.618	5.672	5.717	5.755	5.846	5.978	6.135	6.498			
94-24	5.467	5.541	5.604	5.656	5.700	5.737	5.826	5.955	6.107	6.461			
94-28	5.456	5.528	5.589	5.640	5.683	5.719	5.805	5.931	6.079	6.424			
95-0	5.445	5.515	5.575	5.624	5.666	5.701	5.785	5.907	6.052	6.387			
95-4	5.434	5.502	5.560	5.609	5.649	5.684	5.765	5.884	6.024	6.350			
95-8	5.423	5.489	5.546	5.593	5.632	5.666	5.745	5.860	5.997	6.313			
95-12	5.412	5.477	5.531	5.577	5.615	5.648	5.725	5.837	5.969	6.277			
95-16	5.402	5.464	5.517	5.561	5.598	5.630	5.704	5.813	5.942	6.240			
*95-20	5.391	5.451	5.503	5.546	5.582	5.612	5.684	5.790	5.914	6.204			
95-24	5.380	5.438	5.488	5.530	5.565	5.594	5.664	5.766	5.887	6.167			
95-28	5.369	5.426	5.474	5.514	5.548	5.577	5.644	5.743	5.860	6.131			
96-0	5.359	5.413	5.460	5.499	5.531	5.559	5.624	5.720	5.832	6.094			
96-4	5.348	5.400	5.445	5.483	5.515	5.541	5.604	5.696	5.805	6.058			
96-8	5.337	5.388	5.431	5.467	5.498	5.524	5.584	5.673	5.778	6.022			
96-12	5.326	5.375	5.417	5.452	5.481	5.506	5.564	5.650	5.751	5.985			
96-16	5.316	5.363	5.403	5.436	5.464	5.488	5.545	5.627	5.724	5.949			
96-20	5.305	5.350	5.389	5.421	5.448	5.471	5.525	5.604	5.697	5.913			
96-24	5.295	5.338	5.375	5.405	5.431	5.453	5.505	5.581	5.670	5.877			
96-28	5.284	5.325	5.360	5.390	5.415	5.436	5.485	5.558	5.643	5.841			
97-0	5.273	5.313	5.346	5.375	5.398	5.418	5.466	5.535	5.616	5.805			
AVG LIFE	20.88	16.29	13.54	11.79	10.63	9.80	8.34	6.88	5.71	4.09			
DURATION	12.06	10.24	9.08	8.29	7.73	7.32	6.48	5.56	4.76	3.56			
FIRST PAY	8/08	8/08	8/08	8/08	8/08	8/08	8/08	6/08	9/07	8/06			
LAST PAY	7/33	7/33	7/33	7/33	7/33	6/33	5/33	2/33	5/31	12/09			

Although the information included in this report has been obtained from sources which we believe to be reliable, we do not warrant its accuracy or completeness. All information contained herein is subject to change without notice. This report is for informational purposes only and is not intended as an offer or solicitation with respect to the purchase or sale of any securities. The accuracy of the financial projections is dependent on the occurrence of future events which cannot be assured, therefore, the actual results achieved during the projection period may vary from the projections.



COUNTRYWIDE SECURITIES CORPORATION  
A Countrywide Capital Markets Company

# Yields Given Prices Report 1\_CW03\_J7\_FIN 30 year 5.2's

User ID: kleibowi Deals Directory: /opt/intex/deals Date: 07/28/2003 13:18:27

Bond: IIA1 Balance: 261,432,000 Coupon: 4.500000

Delay: 24 Class Factor: 1.00 Accruing Since: 7/01/2003  
Settlement Date: 7/30/2003 COMM 30 year WAC: 5.45 WAM: 237.98

Months	CPR	0.00	5.00	10.00	CPR	15.00	20.00	CPR	25.00	CPR	30.00	CPR	35.00	CPR	40.00	CPR	50.00
100-0	4.497	4.485	4.472	4.457	4.440	4.421	4.400	4.377	4.352	4.337	4.320	4.309	4.294	4.279	4.264	4.249	4.234
100-4	4.478	4.462	4.443	4.421	4.397	4.370	4.341	4.309	4.273	4.240	4.203	4.166	4.129	4.092	4.055	4.018	3.981
100-8	4.460	4.438	4.414	4.386	4.354	4.320	4.282	4.240	4.194	4.148	4.102	4.056	4.010	3.964	3.918	3.872	3.826
100-12	4.441	4.415	4.384	4.350	4.312	4.270	4.223	4.172	4.116	4.060	4.004	3.948	3.892	3.836	3.780	3.724	3.668
100-16	4.422	4.391	4.355	4.315	4.270	4.220	4.165	4.104	4.038	3.972	3.906	3.840	3.774	3.708	3.642	3.576	3.510
100-20	4.403	4.368	4.326	4.282	4.228	4.170	4.106	4.036	3.960	3.884	3.808	3.732	3.656	3.580	3.504	3.428	3.352
100-24	4.385	4.344	4.298	4.245	4.185	4.120	4.048	3.969	3.882	3.795	3.708	3.621	3.534	3.447	3.360	3.273	3.186
100-28	4.366	4.321	4.269	4.210	4.143	4.070	3.990	3.901	3.804	3.717	3.630	3.543	3.456	3.369	3.282	3.195	3.108
101-0	4.348	4.298	4.240	4.175	4.102	4.021	3.932	3.834	3.727	3.630	3.543	3.456	3.369	3.282	3.195	3.108	3.021
101-4	4.329	4.274	4.211	4.140	4.060	3.971	3.874	3.767	3.649	3.552	3.465	3.378	3.291	3.204	3.117	3.030	2.943
101-8	4.311	4.251	4.183	4.105	4.018	3.922	3.816	3.700	3.572	3.475	3.388	3.302	3.215	3.128	3.041	2.954	2.867
*101-12	4.292	4.228	4.154	4.070	3.976	3.873	3.759	3.633	3.495	3.398	3.311	3.224	3.137	3.050	2.963	2.876	2.789
101-16	4.274	4.205	4.125	4.035	3.935	3.824	3.701	3.567	3.419	3.322	3.235	3.148	3.061	2.974	2.887	2.800	2.713
101-20	4.255	4.182	4.097	4.001	3.894	3.775	3.644	3.500	3.342	3.245	3.158	3.071	2.984	2.897	2.810	2.723	2.636
101-24	4.237	4.159	4.069	3.966	3.852	3.725	3.587	3.434	3.266	3.169	3.082	2.995	2.908	2.821	2.734	2.647	2.560
101-28	4.219	4.136	4.040	3.932	3.811	3.677	3.530	3.368	3.190	3.093	2.996	2.909	2.822	2.735	2.648	2.561	2.474
102-0	4.200	4.113	4.012	3.898	3.770	3.629	3.473	3.302	3.114	3.017	2.930	2.843	2.756	2.669	2.582	2.495	2.408
102-4	4.182	4.090	3.984	3.863	3.729	3.580	3.416	3.237	3.039	2.942	2.855	2.768	2.681	2.594	2.507	2.420	2.333
102-8	4.164	4.067	3.956	3.829	3.688	3.532	3.360	3.171	2.963	2.866	2.779	2.692	2.605	2.518	2.431	2.344	2.257
102-12	4.146	4.044	3.927	3.795	3.647	3.484	3.304	3.106	2.888	2.791	2.704	2.617	2.530	2.443	2.356	2.269	2.182
102-16	4.128	4.022	3.899	3.761	3.607	3.436	3.247	3.041	2.813	2.716	2.629	2.542	2.455	2.368	2.281	2.194	2.107
102-20	4.109	3.999	3.871	3.727	3.566	3.388	3.191	2.976	2.738	2.641	2.554	2.467	2.380	2.293	2.206	2.119	2.032
102-24	4.091	3.976	3.843	3.693	3.525	3.340	3.135	2.911	2.664	2.567	2.480	2.393	2.306	2.219	2.132	2.045	1.958
AVG LIFE	8.45	6.54	5.15	4.13	3.38	2.80	2.36	2.00	1.72	1.50	1.30	1.14	1.00	0.88	0.78	0.70	0.63
DURATION	6.66	5.31	4.30	3.54	2.96	2.50	2.14	1.84	1.60	1.42	1.28	1.18	1.10	1.03	0.97	0.92	0.87
FIRST PAY	8/03	8/03	8/03	8/03	8/03	8/03	8/03	8/03	8/03	8/03	8/03	8/03	8/03	8/03	8/03	8/03	8/03
LAST PAY	7/18	7/18	7/18	7/18	7/18	7/18	7/18	7/18	7/18	7/18	7/18	7/18	7/18	7/18	7/18	7/18	12/09

Although the information included in this report has been obtained from sources which we believe to be reliable, we do not guarantee its accuracy or completeness. All information contained herein is subject to change without notice. This report is for informational purposes only and is not intended as an offer or solicitation with respect to the purchase or sale of any securities. The actual yields and the actual details achieved during the projection period may vary from the projections.





COUNTRYWIDE SECURITIES CORPORATION  
A Countrywide Capital Markets Company

# Yields Given Prices Report 1\_CW03\_J7\_FIN 30 year 5.2's

User ID: kleibowi Deals Directory: /opt/fintex/deals Date: 07/28/2003 13:18:35

Bond: IIIA2 Balance: 85,781,000 Coupon: 4.500000

Delay: 24 Class Factor: 1.00 Accruing Since: 7/01/2003  
Settlement Date: 7/30/2003 COMM 30 year WAC: 5.45 WAM: 237.98

Months	CPR	CPR	CPR	CPR	CPR	CPR	CPR	CPR	CPR	CPR	CPR	CPR	CPR
480	0.00	5.00	10.00	15.00	20.00	25.00	30.00	35.00	40.00	50.00			
100-14	4.422	4.382	4.333	4.277	4.215	4.148	4.076	3.998	3.915	3.726			
100-18	4.401	4.355	4.298	4.233	4.160	4.082	3.998	3.907	3.809	3.588			
100-22	4.381	4.328	4.263	4.188	4.106	4.016	3.919	3.816	3.704	3.451			
100-26	4.361	4.301	4.228	4.144	4.051	3.950	3.841	3.725	3.599	3.315			
100-30	4.340	4.274	4.193	4.100	3.996	3.884	3.763	3.634	3.494	3.179			
101-2	4.320	4.247	4.158	4.055	3.942	3.818	3.686	3.543	3.390	3.043			
101-6	4.300	4.220	4.123	4.011	3.887	3.753	3.608	3.453	3.286	2.908			
101-10	4.280	4.194	4.089	3.967	3.833	3.687	3.531	3.363	3.182	2.773			
101-14	4.260	4.167	4.054	3.923	3.779	3.622	3.454	3.273	3.078	2.638			
101-18	4.240	4.141	4.019	3.880	3.725	3.557	3.377	3.183	2.975	2.503			
101-22	4.220	4.114	3.985	3.836	3.671	3.492	3.300	3.094	2.871	2.369			
*101-26	4.200	4.088	3.951	3.792	3.617	3.427	3.223	3.004	2.768	2.236			
101-30	4.180	4.061	3.916	3.749	3.563	3.363	3.147	2.915	2.666	2.102			
102-2	4.160	4.035	3.882	3.705	3.510	3.298	3.071	2.826	2.563	1.969			
102-6	4.140	4.008	3.848	3.662	3.456	3.234	2.995	2.738	2.461	1.837			
102-10	4.120	3.982	3.813	3.619	3.403	3.170	2.919	2.649	2.359	1.704			
102-14	4.100	3.956	3.779	3.576	3.350	3.106	2.843	2.561	2.257	1.572			
102-18	4.080	3.930	3.745	3.533	3.297	3.042	2.767	2.473	2.156	1.441			
102-22	4.061	3.904	3.711	3.490	3.244	2.978	2.692	2.385	2.055	1.309			
102-26	4.041	3.877	3.678	3.447	3.191	2.914	2.617	2.298	1.954	1.178			
102-30	4.021	3.851	3.644	3.404	3.138	2.851	2.542	2.210	1.853	1.048			
103-2	4.002	3.825	3.610	3.361	3.086	2.787	2.467	2.123	1.753	0.917			
103-6	3.982	3.799	3.576	3.319	3.033	2.724	2.392	2.036	1.652	0.787			
AVG LIFE	7.60	5.50	4.08	3.13	2.49	2.03	1.70	1.44	1.24	0.94			
DURATION	6.13	4.62	3.56	2.81	2.28	1.89	1.60	1.37	1.19	0.92			
FIRST PAY	8/03	8/03	8/03	8/03	8/03	8/03	8/03	8/03	8/03	8/03			
LAST PAY	2/17	10/15	12/13	1/12	7/10	4/09	5/08	8/07	1/07	3/06			

Although the information included in this report has been obtained from sources which we believe to be reliable, we do not guarantee its accuracy or completeness. All information contained herein is subject to change without notice. This report is for informational purposes only and is not intended as an offer or solicitation with respect to the purchase or sale of any securities. The accuracy of the financial projections is dependent on the occurrence of future events which cannot be assured, therefore, the actual results achieved during the projection period may vary from the projections.



# Yields Given Prices Report 1\_CW03\_J7\_FIN 30 year 5.2's

User ID: kleibow Deals Directory: /opt/intex/deals Date: 07/28/2003 13:18:43

**Bond: IIIA3 Balance: 12,580,000 Coupon: 4.500000**

Delay: 24 Class Factor: 1.00 Accruing Since: 7/01/2003  
 Settlement Date: 7/30/2003 COMM 30 year WAC: 5.45 WAM: 237.98

Months	CPR	CPR	CPR	CPR	CPR	CPR	CPR	CPR	CPR	CPR	CPR	CPR	CPR
480	0.00	5.00	10.00	15.00	20.00	25.00	30.00	35.00	40.00	50.00			
98-21	4.644	4.648	4.655	4.667	4.683	4.703	4.726	4.754	4.785	4.859			
98-25	4.632	4.635	4.642	4.652	4.666	4.683	4.704	4.728	4.756	4.821			
98-29	4.620	4.623	4.628	4.637	4.649	4.664	4.682	4.703	4.726	4.783			
99-1	4.607	4.610	4.614	4.622	4.632	4.645	4.660	4.677	4.697	4.745			
99-5	4.595	4.597	4.601	4.607	4.615	4.625	4.638	4.652	4.668	4.707			
99-9	4.583	4.585	4.587	4.592	4.598	4.606	4.616	4.627	4.639	4.669			
99-13	4.571	4.572	4.574	4.577	4.582	4.587	4.594	4.602	4.610	4.631			
99-17	4.559	4.559	4.561	4.562	4.565	4.568	4.572	4.576	4.581	4.593			
99-21	4.547	4.547	4.547	4.548	4.548	4.549	4.550	4.551	4.552	4.556			
99-25	4.534	4.534	4.534	4.533	4.532	4.530	4.528	4.526	4.524	4.518			
99-29	4.522	4.522	4.520	4.518	4.515	4.511	4.506	4.501	4.495	4.480			
*100-1	4.510	4.509	4.507	4.503	4.498	4.492	4.485	4.476	4.466	4.443			
100-5	4.498	4.497	4.494	4.489	4.482	4.473	4.463	4.451	4.437	4.405			
100-9	4.486	4.484	4.480	4.474	4.465	4.454	4.441	4.426	4.409	4.368			
100-13	4.474	4.472	4.467	4.459	4.448	4.435	4.419	4.401	4.380	4.330			
100-17	4.462	4.459	4.454	4.444	4.432	4.416	4.398	4.376	4.352	4.293			
100-21	4.450	4.447	4.440	4.430	4.415	4.397	4.376	4.351	4.323	4.256			
100-25	4.438	4.435	4.427	4.415	4.399	4.379	4.354	4.326	4.295	4.219			
100-29	4.426	4.422	4.414	4.401	4.382	4.360	4.333	4.302	4.266	4.182			
101-1	4.415	4.410	4.401	4.386	4.366	4.341	4.311	4.277	4.238	4.144			
101-5	4.403	4.397	4.387	4.371	4.350	4.322	4.290	4.252	4.209	4.107			
101-9	4.391	4.385	4.374	4.357	4.333	4.303	4.268	4.228	4.181	4.070			
101-13	4.379	4.373	4.361	4.342	4.317	4.285	4.247	4.203	4.153	4.034			
AVG LIFE	14.28	13.59	12.44	10.97	9.44	8.05	6.84	5.82	4.97	3.69			
DURATION	10.33	9.96	9.32	8.45	7.49	6.56	5.71	4.97	4.33	3.32			
FIRST PAY	2/17	10/15	12/13	1/12	7/10	4/09	5/08	8/07	1/07	3/06			
LAST PAY	7/18	7/18	7/18	7/18	7/18	7/18	7/18	7/18	7/18	12/09			

Although the information included in this report has been obtained from sources which we believe to be reliable, we do not guarantee its accuracy or completeness. All information contained herein is subject to change without notice. This report is for informative purposes only and should not be used as an offer or solicitation with respect to the purchase or sale of any securities. The accuracy of the financial projections shown is dependent on the occurrence of future events which cannot be assured, therefore, the actual details achieved during the projection period may vary from the projections.



# Yields Given Prices Report 1\_CW03\_J7\_FIN 30 year 5.2's

User ID: kleibow | Deals Directory: /opt/intex/deals | Date: 07/28/2003 13:18:50

Bond: IIIX Balance: 355,192,324.86 Coupon: 0.494051

Delay: 24 Class Factor: 1.00 Accruing Since: 7/01/2003  
 Settlement Date: 7/30/2003 COMM 30 year WAC: 5.45 WAM: 237.98

Months	CPR	CPR	CPR	CPR	CPR	CPR	CPR	CPR	CPR	CPR
*1-14.40	28.243	22.605	16.814	10.856	4.715	-1.625	-8.184	-14.988	-22.066	-37.189
AVG LIFE	8.46	6.56	5.19	4.19	3.44	2.87	2.43	2.08	1.80	1.37
DURATION	2.46	2.51	2.57	2.64	2.71	2.78	2.87	2.96	3.06	3.31
FIRST PAY	8/03	8/03	8/03	8/03	8/03	8/03	8/03	8/03	8/03	8/03
LAST PAY	7/18	7/18	7/18	7/18	7/18	7/18	7/18	7/18	7/18	7/18

Although the information included in this report has been obtained from sources which we believe to be reliable, we do not guarantee its accuracy or completeness. All information contained herein is subject to change without notice. This report is for informative purposes only and is not intended as an offer or solicitation with respect to the purchase or sale of any securities. The accuracy of the financial projections is dependent on the occurrence of the events which cannot be assured; therefore, the actual details achieved during the projection period may vary from the projections.



# Yields Given Prices Report 1\_CW03\_J7\_FIN 30 year 5.2's

User ID: kleibowi Deals Directory: /opt/intex/deals Date: 07/28/2003 13:18:56

**Bond: IVA1 Balance: 310,000,000 Coupon: 4.500000**

Delay: 24 Class Factor: 1.00 Accruing Since: 7/01/2003  
 Settlement Date: 7/30/2003 COMM 30 year WAC: 5.45 WAM: 237.98

Months	CPR	CPR	CPR	CPR	CPR	CPR	CPR	CPR	CPR	CPR	CPR	CPR
480	0.00	5.00	10.00	15.00	20.00	25.00	30.00	35.00	40.00	50.00		
100-6	4.469	4.450	4.428	4.403	4.376	4.345	4.311	4.274	4.234	4.140		
100-10	4.450	4.426	4.399	4.368	4.333	4.295	4.252	4.206	4.155	4.038		
100-14	4.431	4.403	4.370	4.332	4.291	4.244	4.194	4.138	4.077	3.936		
100-18	4.412	4.379	4.341	4.297	4.248	4.194	4.135	4.070	3.998	3.834		
100-22	4.394	4.356	4.312	4.262	4.206	4.145	4.077	4.002	3.920	3.732		
100-26	4.375	4.332	4.283	4.227	4.164	4.095	4.018	3.935	3.843	3.631		
100-30	4.356	4.309	4.254	4.192	4.122	4.045	3.960	3.867	3.765	3.530		
101-2	4.338	4.285	4.225	4.157	4.080	3.996	3.902	3.800	3.688	3.429		
101-6	4.319	4.262	4.196	4.122	4.038	3.946	3.845	3.733	3.611	3.329		
101-10	4.301	4.239	4.168	4.087	3.997	3.897	3.787	3.666	3.534	3.228		
101-14	4.282	4.216	4.139	4.052	3.955	3.848	3.729	3.600	3.457	3.128		
*101-18	4.264	4.193	4.110	4.018	3.914	3.799	3.672	3.533	3.380	3.029		
101-22	4.245	4.169	4.082	3.983	3.872	3.750	3.615	3.467	3.304	2.929		
101-26	4.227	4.146	4.054	3.948	3.831	3.701	3.558	3.401	3.228	2.830		
101-30	4.209	4.123	4.025	3.914	3.790	3.652	3.501	3.335	3.152	2.731		
102-2	4.190	4.100	3.997	3.880	3.749	3.604	3.444	3.269	3.076	2.633		
102-6	4.172	4.077	3.969	3.845	3.708	3.555	3.388	3.203	3.001	2.534		
102-10	4.154	4.055	3.940	3.811	3.667	3.507	3.331	3.138	2.925	2.436		
102-14	4.135	4.032	3.912	3.777	3.626	3.459	3.275	3.073	2.850	2.339		
102-18	4.117	4.009	3.884	3.743	3.585	3.411	3.219	3.007	2.775	2.241		
102-22	4.099	3.986	3.856	3.709	3.545	3.363	3.162	2.942	2.700	2.144		
102-26	4.081	3.964	3.828	3.675	3.504	3.315	3.107	2.878	2.626	2.047		
102-30	4.063	3.941	3.800	3.641	3.464	3.267	3.051	2.813	2.552	1.950		
AVG LIFE	8.42	6.52	5.14	4.13	3.37	2.80	2.35	2.00	1.72	1.30		
DURATION	6.65	5.30	4.30	3.54	2.96	2.50	2.14	1.85	1.60	1.23		
FIRST PAY	8/03	8/03	8/03	8/03	8/03	8/03	8/03	8/03	8/03	8/03		
LAST PAY	7/18	7/18	7/18	7/18	7/18	7/18	7/18	7/18	7/18	7/18		

Although the information included in this report has been obtained from sources which we believe to be reliable, we do not warrant its accuracy or completeness. All information contained herein is subject to change without notice. This report is for informational purposes only and is not intended as an offer or solicitation with respect to the purchase or sale of any securities. The accuracy of the financial projections is dependent on the occurrence of future events which cannot be assured. Therefore, the actual results achieved during the projection period may vary from the projections.



COUNTRYWIDE SECURITIES CORPORATION  
A Countrywide Capital Markets Company

# Yields Given Prices Report 1\_CW03\_J7\_FIN 30 year 5.2's

User ID: klebowt Deals Directory: /opt/intex/deals Date: 07/28/2003 13:19:03

Bond: IVA2 Balance: 57,354,750 Coupon: 1.500000

Delay: 0 Class Factor: 1.00 Accruing Since: 7/25/2003  
Settlement Date: 7/30/2003 COMM 30 year WAC: 5.45 WAM: 237.98  
Index: 1ML Value: 1.10000 Margin: 0.40000 Multiplier: 1.000000 Cap: 8.00000 Floor: 0.40000 Delay: 0

Months	CPR	0.00	CPR	5.00	CPR	10.00	CPR	15.00	CPR	20.00	CPR	25.00	CPR	30.00	CPR	35.00	CPR	40.00	CPR	50.00
98-20	1.684	1.735	1.794	1.862	1.939	2.036	2.121	2.226	2.342	2.469	2.609	2.750	2.891	3.032	3.173	3.314	3.455	3.596	3.737	3.878
98-24	1.668	1.713	1.767	1.829	1.899	1.978	2.064	2.160	2.265	2.370	2.475	2.580	2.685	2.790	2.895	3.000	3.105	3.210	3.315	3.420
98-28	1.651	1.692	1.741	1.797	1.859	1.930	2.007	2.093	2.188	2.283	2.378	2.473	2.568	2.663	2.758	2.853	2.948	3.043	3.138	3.233
99-0	1.635	1.671	1.714	1.764	1.820	1.882	1.951	2.027	2.111	2.195	2.279	2.363	2.447	2.531	2.615	2.699	2.783	2.867	2.951	3.035
99-4	1.618	1.650	1.688	1.731	1.780	1.834	1.895	1.961	2.035	2.109	2.183	2.257	2.331	2.405	2.479	2.553	2.627	2.701	2.775	2.849
99-8	1.602	1.629	1.662	1.699	1.740	1.787	1.839	1.895	1.958	2.020	2.082	2.144	2.206	2.268	2.330	2.392	2.454	2.516	2.578	2.640
99-12	1.586	1.609	1.635	1.666	1.701	1.740	1.783	1.830	1.882	1.930	1.978	2.026	2.074	2.122	2.170	2.218	2.266	2.314	2.362	2.410
99-16	1.570	1.588	1.609	1.634	1.661	1.692	1.727	1.765	1.806	1.847	1.888	1.929	1.970	2.011	2.052	2.093	2.134	2.175	2.216	2.257
99-20	1.553	1.567	1.583	1.601	1.622	1.645	1.671	1.699	1.731	1.763	1.795	1.827	1.859	1.891	1.923	1.955	1.987	2.019	2.051	2.083
99-24	1.537	1.546	1.557	1.569	1.583	1.598	1.615	1.634	1.655	1.673	1.691	1.710	1.728	1.746	1.764	1.782	1.800	1.818	1.836	1.854
99-28	1.521	1.521	1.531	1.537	1.544	1.551	1.560	1.569	1.580	1.589	1.598	1.607	1.616	1.625	1.634	1.643	1.652	1.661	1.670	1.679
*100-0	1.505	1.505	1.505	1.505	1.505	1.505	1.505	1.505	1.505	1.505	1.505	1.505	1.505	1.505	1.505	1.505	1.505	1.505	1.505	1.505
100-4	1.489	1.484	1.479	1.473	1.466	1.458	1.450	1.440	1.430	1.420	1.410	1.400	1.390	1.380	1.370	1.360	1.350	1.340	1.330	1.320
100-8	1.472	1.463	1.453	1.441	1.427	1.412	1.395	1.376	1.355	1.334	1.312	1.289	1.266	1.243	1.220	1.197	1.174	1.151	1.128	1.105
100-12	1.456	1.443	1.427	1.409	1.388	1.365	1.340	1.312	1.281	1.248	1.215	1.182	1.149	1.116	1.083	1.050	1.017	984	951	918
100-16	1.440	1.422	1.401	1.377	1.349	1.319	1.285	1.248	1.206	1.164	1.122	1.080	1.038	996	954	912	870	828	786	744
100-20	1.424	1.402	1.375	1.345	1.311	1.273	1.230	1.184	1.132	1.080	1.028	986	944	902	860	818	776	734	692	650
100-24	1.408	1.381	1.350	1.313	1.272	1.227	1.176	1.120	1.058	1.006	954	902	850	798	746	694	642	590	538	486
100-28	1.392	1.361	1.324	1.282	1.234	1.181	1.122	1.057	0.985	0.913	0.841	0.769	0.697	0.625	0.553	0.481	0.409	0.337	0.265	0.193
101-0	1.376	1.341	1.299	1.250	1.196	1.135	1.068	0.993	0.911	0.830	0.748	0.666	0.584	0.502	0.420	0.338	0.256	0.174	0.092	0.010
101-4	1.360	1.320	1.273	1.219	1.158	1.089	1.014	0.930	0.838	0.746	0.654	0.562	0.470	0.378	0.286	0.194	0.102	0.010	0.010	0.010
101-8	1.345	1.300	1.248	1.187	1.119	1.044	0.960	0.867	0.765	0.663	0.561	0.459	0.357	0.255	0.153	0.051	0.010	0.010	0.010	0.010
101-12	1.329	1.280	1.222	1.156	1.081	0.998	0.906	0.804	0.692	0.580	0.468	0.356	0.244	0.132	0.020	0.010	0.010	0.010	0.010	0.010
AVG LIFE	8.42	6.52	5.14	4.13	3.37	2.80	2.35	2.00	1.72	1.44	1.16	0.88	0.60	0.32	0.04	0.01	0.01	0.01	0.01	0.01
DURATION	7.74	6.04	4.81	3.89	3.21	2.68	2.26	1.93	1.67	1.40	1.14	0.88	0.62	0.36	0.10	0.01	0.01	0.01	0.01	0.01
FIRST PAY	8/03	8/03	8/03	8/03	8/03	8/03	8/03	8/03	8/03	8/03	8/03	8/03	8/03	8/03	8/03	8/03	8/03	8/03	8/03	8/03
LAST PAY	7/18	7/18	7/18	7/18	7/18	7/18	7/18	7/18	7/18	7/18	7/18	7/18	7/18	7/18	7/18	7/18	7/18	7/18	7/18	12/09

Although the information included in this report has been obtained from sources which we believe to be reliable, we do not guarantee its accuracy or completeness. All information contained herein is subject to change without notice. This report is for informative purposes only and is not intended as an offer or solicitation with respect to the purchase of any securities. The accuracy of the financial projections is dependent on the occurrence of future events which cannot be assured, therefore, the actual details achieved during the projection period may vary from the projections.



COUNTRYWIDE SECURITIES CORPORATION  
A Countrywide Capital Markets Company

# Yields Given Prices Report 1\_CW03\_J7\_FIN 30 year 5.2's

User ID: kleibowi Deals Directory: /opt/intex/deals Date: 07/28/2003 13:19:10

Bond: IVA3 Balance: 44,609,250 Coupon: 8.357143

Delay: 0 Class Factor: 1.00 Accruing Since: 7/25/2003  
Settlement Date: 7/30/2003 COMM 30 Year WAC: 5.45 WAM: 237.98  
Index: 1ML Value: 1.10000 Margin: 9.77143 Multiplier: -1.285714 Cap: 9.77143 Floor: 0.00000 Delay: 0

Months	CPR	CPR	CPR	CPR	CPR	CPR	CPR	CPR	CPR	CPR	CPR	CPR	CPR
480	0.00	10.00	15.00	20.00	25.00	30.00	35.00	40.00	50.00				
102-28.50	7.986	7.867	7.733	7.418	7.237	7.039	6.822	6.584	6.038				
103-00.50	7.964	7.840	7.701	7.373	7.184	6.977	6.751	6.504	5.935				
103-04.50	7.942	7.814	7.668	7.327	7.131	6.916	6.681	6.424	5.832				
103-08.50	7.920	7.787	7.636	7.282	7.078	6.855	6.611	6.344	5.730				
103-12.50	7.898	7.760	7.604	7.237	7.025	6.794	6.541	6.264	5.627				
103-16.50	7.877	7.734	7.572	7.192	6.973	6.733	6.472	6.185	5.525				
103-20.50	7.855	7.707	7.540	7.147	6.920	6.673	6.402	6.105	5.424				
103-24.50	7.833	7.681	7.508	7.102	6.868	6.612	6.333	6.026	5.322				
103-28.50	7.812	7.654	7.476	7.057	6.816	6.552	6.264	5.947	5.221				
104-00.50	7.790	7.628	7.444	7.012	6.764	6.492	6.195	5.869	5.120				
104-04.50	7.769	7.601	7.412	6.968	6.712	6.432	6.126	5.790	5.019				
*104-08.50	7.747	7.575	7.380	6.923	6.660	6.372	6.057	5.712	4.919				
104-12.50	7.726	7.549	7.349	6.879	6.608	6.312	5.989	5.634	4.819				
104-16.50	7.704	7.523	7.317	6.835	6.557	6.253	5.920	5.556	4.719				
104-20.50	7.683	7.497	7.286	6.791	6.506	6.194	5.852	5.478	4.619				
104-24.50	7.662	7.470	7.254	6.747	6.454	6.134	5.784	5.401	4.520				
104-28.50	7.640	7.444	7.223	6.703	6.403	6.075	5.717	5.324	4.421				
105-00.50	7.619	7.418	7.192	6.659	6.352	6.016	5.649	5.247	4.322				
105-04.50	7.598	7.393	7.160	6.615	6.301	5.958	5.582	5.170	4.224				
105-08.50	7.577	7.367	7.129	6.572	6.250	5.899	5.515	5.093	4.125				
105-12.50	7.556	7.341	7.098	6.528	6.200	5.840	5.448	5.017	4.027				
105-16.50	7.535	7.315	7.067	6.485	6.149	5.782	5.381	4.940	3.930				
105-20.50	7.514	7.289	7.036	6.441	6.099	5.724	5.314	4.864	3.832				
AVG LIFE	8.42	6.52	5.14	3.37	2.80	2.35	2.00	1.72	1.30				
DURATION	5.58	4.56	3.78	2.70	2.31	2.00	1.75	1.53	1.19				
FIRST PAY	8/03	8/03	8/03	8/03	8/03	8/03	8/03	8/03	8/03				
LAST PAY	7/18	7/18	7/18	7/18	7/18	7/18	7/18	7/18	7/18				

Although the information included in this report has been obtained from sources which we believe to be reliable, we do not guarantee its accuracy or completeness. All information contained herein is subject to change without notice. This report is for informative purposes only and is not intended as an offer or solicitation to purchase or sale of any securities. The accuracy of the financial projections is dependent on the occurrence of future events which cannot be assured, therefore, the actual details achieved during the projection period may vary from the projections.



# Yields Given Prices Report 1\_CW03\_J7\_FIN 30 year 5.2's

User ID: ktlbowi Deals Directory: /opt/intex/deals Date: 07/28/2003 13:19:17

Bond: M Balance: 10,548,000 Coupon: 4.692785

Delay: 24 Class Factor: 1.00 Accruing Since: 7/01/2003  
 Settlement Date: 7/30/2003 COMM 30 year WAC: 5.45 WAM: 237.98

Months	CPR	CPR	CPR	CPR	CPR	CPR	CPR	CPR	CPR	CPR	CPR
480	0.00	5.00	10.00	15.00	20.00	25.00	30.00	35.00	40.00	50.00	
94-7	5.516	5.564	5.605	5.641	5.673	5.701	5.727	5.750	5.772	5.855	
94-11	5.499	5.545	5.585	5.620	5.651	5.679	5.704	5.727	5.748	5.829	
94-15	5.483	5.527	5.566	5.600	5.630	5.657	5.681	5.704	5.724	5.803	
94-19	5.466	5.509	5.547	5.580	5.609	5.635	5.659	5.680	5.701	5.777	
94-23	5.449	5.491	5.527	5.559	5.587	5.613	5.636	5.657	5.677	5.751	
94-27	5.433	5.473	5.508	5.539	5.566	5.591	5.613	5.634	5.653	5.725	
94-31	5.417	5.455	5.489	5.519	5.545	5.569	5.591	5.611	5.629	5.700	
95-3	5.400	5.437	5.470	5.498	5.524	5.547	5.568	5.587	5.606	5.674	
95-7	5.384	5.419	5.450	5.478	5.503	5.525	5.546	5.564	5.582	5.648	
95-11	5.367	5.401	5.431	5.458	5.482	5.503	5.523	5.541	5.558	5.622	
95-15	5.351	5.384	5.412	5.438	5.461	5.482	5.501	5.518	5.535	5.597	
*95-19	5.335	5.366	5.393	5.418	5.440	5.460	5.478	5.495	5.511	5.571	
95-23	5.319	5.348	5.374	5.398	5.419	5.438	5.456	5.472	5.488	5.546	
95-27	5.302	5.330	5.355	5.378	5.398	5.417	5.434	5.449	5.464	5.520	
95-31	5.286	5.312	5.336	5.358	5.377	5.395	5.411	5.427	5.441	5.495	
96-3	5.270	5.295	5.317	5.338	5.356	5.373	5.389	5.404	5.417	5.470	
96-7	5.254	5.277	5.299	5.318	5.335	5.352	5.367	5.381	5.394	5.444	
96-11	5.238	5.260	5.280	5.298	5.315	5.330	5.345	5.358	5.371	5.419	
96-15	5.222	5.242	5.261	5.278	5.294	5.309	5.323	5.336	5.348	5.394	
96-19	5.206	5.225	5.242	5.258	5.274	5.288	5.301	5.313	5.324	5.369	
96-23	5.190	5.207	5.223	5.239	5.253	5.266	5.279	5.290	5.301	5.343	
96-27	5.174	5.190	5.205	5.219	5.232	5.245	5.257	5.268	5.278	5.318	
96-31	5.158	5.172	5.186	5.199	5.212	5.224	5.235	5.245	5.255	5.293	
AVG LIFE	11.95	10.34	9.30	8.59	8.08	7.69	7.37	7.12	6.90	6.20	
DURATION	8.01	7.32	6.84	6.49	6.22	6.00	5.82	5.67	5.54	5.10	
FIRST PAY	8/03	8/03	8/03	8/03	8/03	8/03	8/03	8/03	8/03	8/03	
LAST PAY	7/33	7/33	7/33	7/33	7/33	6/33	5/33	5/33	1/33	4/29	

Although the information included in this report has been obtained from sources which we believe to be reliable, we do not warrant the accuracy or completeness. All information contained herein is subject to change without notice. This report is for informational purposes only and is not intended as an offer or solicitation with respect to the purchase or sale of any securities. The accuracy of the financial projections is dependent on the occurrence of future events which cannot be assured, therefore, the actual details achieved during the projection period may vary from the projections.



# Yields Given Prices Report 1\_CW03\_J7\_FIN 30 year 5.2's

User ID: kleibowi Deals Directory: /opt/intex/deals Date: 07/28/2003 13:19:24

**Bond: B1 Balance: 3,516,000 Coupon: 4.692785**

Delay: 24 Class Factor: 1.00 Accruing Since: 7/01/2003  
 Settlement Date: 7/30/2003 COMM 30 year WAC: 5.45 WAM: 237.98

Months	CPR	CPR	CPR	CPR	CPR	CPR	CPR	CPR	CPR	CPR	CPR	CPR	CPR	CPR	CPR
480	0.00	5.00	10.00	15.00	20.00	25.00	30.00	35.00	40.00	50.00					
93-1	5.676	5.738	5.792	5.837	5.878	5.913	5.945	5.975	6.002	6.104					
93-5	5.659	5.720	5.772	5.817	5.856	5.891	5.922	5.951	5.978	6.078					
93-9	5.642	5.701	5.752	5.796	5.834	5.868	5.899	5.927	5.953	6.051					
93-13	5.625	5.683	5.732	5.775	5.812	5.846	5.876	5.904	5.929	6.025					
93-17	5.608	5.664	5.713	5.754	5.791	5.823	5.853	5.880	5.905	5.999					
93-21	5.591	5.646	5.693	5.734	5.769	5.801	5.830	5.856	5.881	5.972					
93-25	5.574	5.628	5.673	5.713	5.748	5.779	5.807	5.833	5.857	5.946					
93-29	5.557	5.609	5.654	5.692	5.726	5.757	5.784	5.809	5.832	5.920					
94-1	5.541	5.591	5.634	5.672	5.705	5.734	5.761	5.786	5.808	5.894					
94-5	5.524	5.573	5.615	5.651	5.683	5.712	5.738	5.762	5.784	5.868					
94-9	5.507	5.555	5.595	5.631	5.662	5.690	5.715	5.739	5.760	5.842					
*94-13	5.491	5.536	5.576	5.610	5.641	5.668	5.693	5.715	5.736	5.816					
94-17	5.474	5.518	5.556	5.590	5.619	5.646	5.670	5.692	5.713	5.790					
94-21	5.458	5.500	5.537	5.569	5.598	5.624	5.647	5.669	5.689	5.764					
94-25	5.441	5.482	5.518	5.549	5.577	5.602	5.625	5.645	5.665	5.738					
94-29	5.425	5.464	5.498	5.529	5.556	5.580	5.602	5.622	5.641	5.712					
95-1	5.408	5.446	5.479	5.508	5.534	5.558	5.579	5.599	5.617	5.687					
95-5	5.392	5.428	5.460	5.488	5.513	5.536	5.557	5.576	5.594	5.661					
95-9	5.376	5.410	5.441	5.468	5.492	5.514	5.534	5.553	5.570	5.635					
95-13	5.359	5.392	5.422	5.448	5.471	5.493	5.512	5.530	5.546	5.610					
95-17	5.343	5.375	5.403	5.428	5.450	5.471	5.489	5.507	5.523	5.584					
95-21	5.327	5.357	5.384	5.408	5.429	5.449	5.467	5.484	5.499	5.559					
95-25	5.310	5.339	5.365	5.388	5.409	5.427	5.445	5.461	5.476	5.533					
AVG LIFE	11.95	10.34	9.30	8.59	8.08	7.69	7.37	7.12	6.90	6.20					
DURATION	7.95	7.27	6.80	6.45	6.19	5.97	5.80	5.64	5.51	5.08					
FIRST PAY	8/03	8/03	8/03	8/03	8/03	8/03	8/03	8/03	8/03	8/03					
LAST PAY	7/33	7/33	7/33	7/33	7/33	7/33	5/33	3/33	6/32	1/28					

Although the information included in this report has been obtained from sources which we believe to be reliable, we do not guarantee its accuracy or completeness. All information contained herein is subject to change without notice. This report is for informational purposes only and is not intended as an offer or solicitation with respect to the purchase or sale of any securities. The accuracy of the financial projections is dependent on the occurrence of future events, which cannot be assured, therefore, the actual details achieved during the projection period may vary from the projections.





COUNTRYWIDE SECURITIES CORPORATION  
A Countrywide Capital Markets Company

# Yields Given Prices Report 1\_CW03\_J7\_FIN 30 year 5.2's

User ID: kleibowi Deals Directory: /opt/intex/deals Date: 07/28/2003 13:19:31

Bond: B2 Balance: 1,758,000 Coupon: 4.692785

Delay: 24 Class Factor: 1.00 Accruing Since: 7/01/2003  
Settlement Date: 7/30/2003 COMM 30 year WAC: 5.45 WAM: 237.98

Months	CPR	CPR	CPR	CPR	CPR	CPR	CPR	CPR	CPR	CPR	CPR	CPR	CPR	CPR	CPR	CPR
480	0.00	5.00	10.00	15.00	20.00	25.00	30.00	35.00	40.00	50.00						
89-27	6.122	6.225	6.311	6.384	6.447	6.503	6.553	6.598	6.640	6.685	6.712	6.740	6.767	6.795	6.821	6.847
89-31	6.104	6.205	6.290	6.362	6.424	6.479	6.528	6.573	6.614	6.657	6.698	6.739	6.779	6.819	6.859	6.899
90-3	6.086	6.186	6.269	6.340	6.401	6.455	6.504	6.548	6.588	6.629	6.669	6.709	6.749	6.789	6.829	6.869
90-7	6.068	6.166	6.248	6.318	6.379	6.432	6.480	6.523	6.563	6.603	6.643	6.683	6.723	6.763	6.803	6.843
90-11	6.050	6.147	6.228	6.296	6.356	6.408	6.455	6.498	6.538	6.578	6.618	6.658	6.698	6.738	6.778	6.818
90-15	6.032	6.127	6.207	6.275	6.333	6.385	6.431	6.473	6.512	6.552	6.592	6.632	6.672	6.712	6.752	6.792
90-19	6.014	6.108	6.186	6.253	6.311	6.361	6.407	6.449	6.487	6.525	6.563	6.601	6.639	6.677	6.715	6.753
90-23	5.997	6.089	6.166	6.231	6.288	6.338	6.383	6.424	6.462	6.500	6.538	6.576	6.614	6.652	6.690	6.728
90-27	5.979	6.069	6.145	6.210	6.265	6.315	6.359	6.399	6.436	6.473	6.510	6.547	6.584	6.621	6.658	6.695
90-31	5.961	6.050	6.125	6.188	6.243	6.291	6.335	6.375	6.411	6.448	6.485	6.522	6.559	6.596	6.633	6.670
91-3	5.944	6.031	6.104	6.166	6.220	6.268	6.311	6.350	6.386	6.423	6.460	6.497	6.534	6.571	6.608	6.645
*91-7	5.926	6.012	6.084	6.145	6.198	6.245	6.287	6.325	6.361	6.398	6.435	6.472	6.509	6.546	6.583	6.620
91-11	5.908	5.993	6.063	6.123	6.176	6.222	6.263	6.301	6.336	6.373	6.410	6.447	6.484	6.521	6.558	6.595
91-15	5.891	5.973	6.043	6.102	6.153	6.199	6.239	6.277	6.311	6.348	6.385	6.422	6.459	6.496	6.533	6.570
91-19	5.874	5.954	6.022	6.080	6.131	6.175	6.216	6.252	6.286	6.323	6.359	6.395	6.432	6.468	6.505	6.542
91-23	5.856	5.935	6.002	6.059	6.109	6.152	6.192	6.228	6.261	6.298	6.335	6.372	6.409	6.446	6.483	6.520
91-27	5.839	5.916	5.982	6.038	6.086	6.129	6.168	6.203	6.236	6.273	6.311	6.348	6.385	6.422	6.459	6.496
91-31	5.821	5.897	5.962	6.017	6.064	6.107	6.145	6.179	6.211	6.248	6.286	6.323	6.360	6.397	6.434	6.471
92-3	5.804	5.879	5.942	5.995	6.042	6.084	6.121	6.155	6.186	6.223	6.260	6.297	6.334	6.371	6.408	6.445
92-7	5.787	5.860	5.921	5.974	6.020	6.061	6.097	6.131	6.162	6.198	6.234	6.270	6.306	6.342	6.378	6.414
92-11	5.770	5.841	5.901	5.953	5.998	6.038	6.074	6.107	6.137	6.173	6.209	6.245	6.281	6.317	6.353	6.389
92-15	5.752	5.822	5.881	5.932	5.976	6.015	6.050	6.083	6.112	6.146	6.180	6.214	6.248	6.282	6.316	6.350
92-19	5.735	5.803	5.861	5.911	5.954	5.992	6.027	6.059	6.088	6.122	6.156	6.190	6.224	6.258	6.292	6.326
AVG LIFE	11.95	10.34	9.30	8.59	8.08	7.69	7.37	7.12	6.90	6.70	6.50	6.30	6.10	5.90	5.70	5.50
DURATION	7.77	7.13	6.68	6.35	6.09	5.88	5.71	5.57	5.44	5.30	5.17	5.04	4.91	4.78	4.65	4.52
FIRST PAY	8/03	8/03	8/03	8/03	8/03	8/03	8/03	8/03	8/03	8/03	8/03	8/03	8/03	8/03	8/03	8/03
LAST PAY	7/33	7/33	7/33	7/33	6/33	5/33	5/33	1/33	12/31	12/31	12/31	12/31	12/31	12/31	12/31	12/31

Although the information included in this report has been obtained from sources which we believe to be reliable, we do not guarantee its accuracy. The information contained herein is subject to change without notice. This report is for informational purposes only and should not be used as an offer or solicitation with respect to the purchase or sale of any securities. The accuracy of the financial information is dependent on the occurrence of future events which cannot be assured, therefore, the actual details achieved during the projection period may vary from the projections.