



03028094

JUL 28 2003

SECURITIES AND EXCHANGE COMMISSION  
WASHINGTON, DC 20549

FORM SE

FORM FOR SUBMISSION OF PAPER FORMAT EXHIBITS  
BY ELECTRONIC FILERS

PROCESSED  
JUL 30 2003  
THOMSON  
FINANCIAL

GS Mortgage Securities Corp.  
(Exact Name of Registrant as Specified in Charter)

0000807641  
(Registrant CIK Number)

Form 8-K for July 28, 2003  
(Electronic Report, Schedule or Registration Statement  
of Which the Documents Are a Part  
(Give Period of Report))


333-100818  
(SEC File Number, if Available)

N/A  
(Name of Person Filing the Document (if Other Than the Registrant))

**SIGNATURES**

*Filings Made by the Registrant.* The registrant has duly caused this form to be signed on its behalf by the undersigned, thereunto duly authorized, in the City of New York, State of New York, on July 28, 2003.

GS MORTGAGE SECURITIES CORP.

By: 

Name: Samuel Ramos

Title: Secretary

## Exhibit Index

<u>Exhibit</u>	<u>Page</u>
99.1 Computational Materials.....	4

IN ACCORDANCE WITH RULE 311 (h) OF REGULATION S-T, THESE  
COMPUTATIONAL MATERIALS ARE BEING FILED IN PAPER.

COMPUTATIONAL MATERIALS

for

GS MORTGAGE SECURITIES CORP.

Mortgage Pass-Through Certificates, Series 2003-7F

# CMO HYPO7FT1 A

## Scenario Report (GS)



3.5 yr

Generated: 07/16/2003 12:46:04

Page 1 of 1


CUSIP	Monthly	As Of	7/03	Pricing	7/15/03	Original	89,250,000.00
Description:				Settle	7/30/03	Balance	89,250,000.00
Coupon:	5.250%			Next Proj	8/25/03	Factor	1.00000000
Collateral:	Cpn 5.25 WAC 5.84 WAM 357 WALA 2			Stated Final	0/0/00	Delay	24
Historical PSA's:	0/00= 0/00= 0/00= 3mo= 6mo= 12mo= SI=						
Curve:	3m= 6m= 1yr= 2yr= 3yr= 4yr= 5yr= 7yr= 10yr= 30yr=						

Input	Output	PSA	PSA	CPR	CPR	CPR	CPR	CPR	CPR
PREPAY		300	100	8	12	20	30	40	60
	Av Life	3.457	7.988	5.642	3.804	2.225	1.432	1.020	0.587
Price	Window	8/03-5/11	8/03-2/23	8/03-3/19	8/03-4/14	8/03-4/09	8/03-2/07	8/03-2/06	8/03-1/05
100-20	Yield	4.986	5.145	5.090	5.007	4.823	4.578	4.299	3.588
100-21	Yield	4.976	5.139	5.084	4.997	4.808	4.555	4.267	3.534
100-22	Yield	4.966	5.134	5.077	4.987	4.793	4.532	4.235	3.479
100-23	Yield	4.956	5.129	5.070	4.978	4.777	4.509	4.203	3.425
100-24	Yield	4.946	5.124	5.063	4.968	4.762	4.486	4.171	3.370
100-25	Yield	4.935	5.119	5.056	4.959	4.747	4.462	4.139	3.316
100-26	Yield	4.925	5.114	5.049	4.949	4.731	4.439	4.108	3.262
100-27	Yield	4.915	5.108	5.042	4.940	4.716	4.416	4.076	3.208
100-28	Yield	4.905	5.103	5.035	4.930	4.701	4.393	4.044	3.153
100-29	Yield	4.895	5.098	5.028	4.921	4.685	4.370	4.012	3.099
100-30	Yield	4.884	5.093	5.022	4.911	4.670	4.347	3.980	3.045
100-31	Yield	4.874	5.088	5.015	4.902	4.655	4.324	3.948	2.991
101-00	Yield	4.864	5.083	5.008	4.892	4.639	4.301	3.917	2.937
101-01	Yield	4.854	5.077	5.001	4.883	4.624	4.278	3.885	2.883
101-02	Yield	4.844	5.072	4.994	4.873	4.609	4.255	3.853	2.829
101-03	Yield	4.834	5.067	4.987	4.864	4.594	4.232	3.821	2.775
101-04	Yield	4.823	5.062	4.980	4.854	4.578	4.209	3.790	2.721
101-05	Yield	4.813	5.057	4.974	4.845	4.563	4.186	3.758	2.667
101-06	Yield	4.803	5.052	4.967	4.835	4.548	4.163	3.726	2.613

All information contained herein, whether regarding assets backing any securities discussed herein or otherwise, is preliminary and will be superseded by the applicable prospectus supplement and by any other information subsequently filed with the Securities and Exchange Commission ("SEC"). This material is for your private information, and we are not soliciting any action based upon it. Certain transactions give rise to substantial risk and are not suitable for all investors. We, or persons involved in the preparation or issuance of this material, may from time to time, have long or short positions in, and buy or sell, securities, futures or options identical with or related to those mentioned herein. We make no representation that any transaction can or could be effected at the indicated prices. This material may be filed with the SEC and incorporated by reference into an effective registration statement previously filed with the SEC. Information contained in this material is current as of the date appearing on this material only. The information herein has been provided solely by Goldman, Sachs & Co., acting as underwriter and not as agent of the issuer or any of the issuer's affiliates, in reliance on information regarding the collateral furnished by the issuer. Neither the issuer of the certificates nor Goldman, Sachs & Co. nor any of their affiliates makes any representation as to the accuracy or completeness of the information herein. The information contained in this material may be based on assumptions regarding market conditions and other matters as reflected therein. We make no representations regarding the reasonableness of such assumptions or the likelihood that any of such assumptions will coincide with actual market conditions or events, and this material should not be relied upon for such purposes. In addition, we mutually agree that, subject to applicable law, you may disclose any and all aspects of any potential transaction or structure described herein that are necessary to support any U.S. federal income tax benefits, without Goldman Sachs imposing any limitation of any kind. Further information regarding this material may be obtained upon request.

# CMO HYPO7FT2 2A1

## Scenario Report (GS)



3.4 yr

Generated: 07/24/2003 15:17:47

Page 1 of 1


CUSIP	Monthly	As Of	7/03	Pricing	7/23/03	Original	85,800,000.00
Description:				Settle	7/30/03	Balance	85,800,000.00
Coupon:	5.250%			Next Proj	8/25/03	Factor	1.00000000
Collateral:	Cpn 5.25 WAC 6.03 WAM 356 WALA 3			Stated Final	0/0/00	Delay	24
Historical PSA's:	0/00= 0/00= 0/00= 3mo= 6mo= 12mo=			SI=			
Curve:	3m= 6m= 1yr= 2yr= 3yr= 4yr= 5yr= 7yr= 10yr= 30yr=						

Input	Output	PSA	PSA	CPR	CPR	CPR	CPR	CPR
PREPAY		300	100	6	15	25	35	50
	Av Life	3.402	7.986	7.215	3.029	1.761	1.203	0.766
Price	Window	8/03-4/11	8/03-3/23	8/03-8/22	8/03-9/11	8/03-12/07	8/03-7/06	8/03-6/05
100-12	Yield	5.065	5.186	5.174	5.034	4.860	4.666	4.318
100-14	Yield	5.044	5.176	5.163	5.011	4.821	4.611	4.233
100-16	Yield	5.023	5.165	5.152	4.987	4.783	4.556	4.149
100-18	Yield	5.002	5.155	5.140	4.964	4.745	4.501	4.064
100-20	Yield	4.982	5.144	5.129	4.941	4.707	4.447	3.980
100-22	Yield	4.961	5.134	5.117	4.917	4.668	4.392	3.896
100-24	Yield	4.940	5.124	5.106	4.894	4.630	4.337	3.812
100-26	Yield	4.919	5.113	5.095	4.871	4.592	4.283	3.728
100-28	Yield	4.899	5.103	5.083	4.848	4.554	4.228	3.644
100-30	Yield	4.878	5.093	5.072	4.825	4.516	4.174	3.560
101-00	Yield	4.857	5.082	5.061	4.801	4.478	4.120	3.477

*All information contained herein, whether regarding assets backing any securities discussed herein or otherwise, is preliminary and will be superseded by the applicable prospectus supplement and by any other information subsequently filed with the Securities and Exchange Commission ("SEC"). This material is for your private information, and we are not soliciting any action based upon it. Certain transactions give rise to substantial risk and are not suitable for all investors. We, or persons involved in the preparation or issuance of this material, may from time to time, have long or short positions in, and buy or sell, securities, futures or options identical with or related to those mentioned herein. We make no representation that any transaction can or could be effected at the indicated prices. This material may be filed with the SEC and incorporated by reference into an effective registration statement previously filed with the SEC. Information contained in this material is current as of the date appearing on this material only. The information herein has been provided solely by Goldman, Sachs & Co., acting as underwriter and not as agent of the issuer or any of the issuer's affiliates, in reliance on information regarding the collateral furnished by the issuer. Neither the issuer of the certificates nor Goldman, Sachs & Co. nor any of their affiliates makes any representation as to the accuracy or completeness of the information herein. The information contained in this material may be based on assumptions regarding market conditions and other matters as reflected therein. We make no representations regarding the reasonableness of such assumptions or the likelihood that any of such assumptions will coincide with actual market conditions or events, and this material should not be relied upon for such purposes. In addition, we mutually agree that, subject to applicable law, you may disclose any and all aspects of any potential transaction or structure described herein that are necessary to support any U.S. federal income tax benefits, without Goldman Sachs imposing any limitation of any kind. Further information regarding this material may be obtained upon request.*

# CMO HYPO7FT2 AA

## Scenario Report (GS)



3.4 yr

Generated: 07/21/2003 10:42:12

Page 1 of 1

CUSIP	Monthly	As Of	7/03	Pricing	7/18/03	Original	85,800,000.00
Description:				Settle	7/30/03	Balance	85,800,000.00
Coupon:	5.250%			Next Proj	8/25/03	Factor	1.00000000
Collateral:	Cpn 5.50 WAC 6.03 WAM 356 WALA 3			Stated Final	0/0/00	Delay	24
Historical PSA's:	0/00= 0/00= 0/00= 3mo= 6mo= 12mo= SI=						
Curve:	3m= 6m= 1yr= 2yr= 3yr= 4yr= 5yr= 7yr= 10yr= 30yr=						

Input	Output	PSA	PSA	CPR	CPR	CPR	CPR	CPR	CPR
PREPAY		300	100	6	15	20	25	35	50
	Av Life	3.402	7.986	7.215	3.029	2.235	1.761	1.203	0.766
Price	Window	8/03-4/11	8/03-3/23	8/03-8/22	8/03-9/11	8/03-4/09	8/03-12/07	8/03-7/06	8/03-6/05
100-21	Yield	4.971	5.139	5.123	4.929	4.810	4.688	4.419	3.938
100-23	Yield	4.950	5.129	5.112	4.906	4.780	4.649	4.365	3.854
100-25	Yield	4.930	5.119	5.100	4.883	4.749	4.611	4.310	3.770
100-27	Yield	4.909	5.108	5.089	4.859	4.718	4.573	4.256	3.686
100-29	Yield	4.888	5.098	5.078	4.836	4.688	4.535	4.201	3.602
100-31	Yield	4.868	5.088	5.066	4.813	4.657	4.497	4.147	3.518
101-01	Yield	4.847	5.077	5.055	4.790	4.627	4.459	4.092	3.435
101-03	Yield	4.826	5.067	5.044	4.767	4.597	4.421	4.038	3.351
101-05	Yield	4.806	5.057	5.033	4.743	4.566	4.384	3.984	3.268

*All information contained herein, whether regarding assets backing any securities discussed herein or otherwise, is preliminary and will be superseded by the applicable prospectus supplement and by any other information subsequently filed with the Securities and Exchange Commission ("SEC"). This material is for your private information, and we are not soliciting any action based upon it. Certain transactions give rise to substantial risk and are not suitable for all investors. We, or persons involved in the preparation or issuance of this material, may from time to time, have long or short positions in, and buy or sell, securities, futures or options identical with or related to those mentioned herein. We make no representation that any transaction can or could be effected at the indicated prices. This material may be filed with the SEC and incorporated by reference into an effective registration statement previously filed with the SEC. Information contained in this material is current as of the date appearing on this material only. The information herein has been provided solely by Goldman, Sachs & Co., acting as underwriter and not as agent of the issuer or any of the issuer's affiliates, in reliance on information regarding the collateral furnished by the issuer. Neither the issuer of the certificates nor Goldman, Sachs & Co. nor any of their affiliates makes any representation as to the accuracy or completeness of the information herein. The information contained in this material may be based on assumptions regarding market conditions and other matters as reflected therein. We make no representations regarding the reasonableness of such assumptions or the likelihood that any of such assumptions will coincide with actual market conditions or events, and this material should not be relied upon for such purposes. In addition, we mutually agree that, subject to applicable law, you may disclose any and all aspects of any potential transaction or structure described herein that are necessary to support any U.S. federal income tax benefits, without Goldman Sachs imposing any limitation of any kind. Further information regarding this material may be obtained upon request.*

# CMO HYPOJP PAB

## Scenario Report (GS)



3.1 yr PAC1

Generated: 07/07/2003 14:14:43

Page 1 of 1

CUSIP	Monthly	As Of	7/03	Pricing	7/3/03	Original	230,000,000.00
Description:	PAC1			Settle	7/30/03	Balance	230,000,000.00
Coupon:	3.250%			Next Proj	8/25/03	Factor	1.00000000
Stated Band:	150-650	Effective Band:	N/A	Stated Final	0/0/00	Delay	24
Collateral:	Cpn 6.00	WAC 6.65	WAM 345	WALA 12			
Historical PSA's:	0/00=	0/00=	0/00=	3mo=	6mo=	12mo=	SI=
Curve:	3m=	6m=	1yr=	2yr=	3yr=	4yr=	5yr=
	7yr=	10yr=	30yr=				

Input	Output	CPR	CPR	CPR	CPR	CPR	CPR	CPR	CPR
PREPAY		10	20	30	40	50	60	70	80
	Av Life	3.092	3.092	3.092	2.784	2.126	1.645	1.272	0.966
Price	Window	8/03-3/13	8/03-3/13	8/03-3/13	8/03-6/11	8/03-9/08	8/03-6/07	8/03-7/06	8/03-10/05
99-16	Yield	3.372	3.372	3.372	3.382	3.414	3.453	3.504	3.576
99-17	Yield	3.361	3.361	3.361	3.370	3.398	3.433	3.479	3.543
99-18	Yield	3.350	3.350	3.350	3.358	3.382	3.413	3.453	3.509
99-19	Yield	3.339	3.339	3.339	3.346	3.367	3.393	3.427	3.475
99-20	Yield	3.328	3.328	3.328	3.333	3.351	3.373	3.402	3.442
99-21	Yield	3.317	3.317	3.317	3.321	3.335	3.353	3.376	3.408
99-22	Yield	3.306	3.306	3.306	3.309	3.320	3.333	3.351	3.375
99-23	Yield	3.295	3.295	3.295	3.297	3.304	3.313	3.325	3.341
99-24	Yield	3.284	3.284	3.284	3.285	3.289	3.293	3.299	3.308
99-25	Yield	3.273	3.273	3.273	3.273	3.273	3.273	3.274	3.274
99-26	Yield	3.262	3.262	3.262	3.261	3.258	3.253	3.248	3.241

*All information contained herein, whether regarding assets backing any securities discussed herein or otherwise, is preliminary and will be superseded by the applicable prospectus supplement and by any other information subsequently filed with the Securities and Exchange Commission ("SEC"). This material is for your private information, and we are not soliciting any action based upon it. Certain transactions give rise to substantial risk and are not suitable for all investors. We, or persons involved in the preparation or issuance of this material, may from time to time, have long or short positions in, and buy or sell, securities, futures or options identical with or related to those mentioned herein. We make no representation that any transaction can or could be effected at the indicated prices. This material may be filed with the SEC and incorporated by reference into an effective registration statement previously filed with the SEC. Information contained in this material is current as of the date appearing on this material only. The information herein has been provided solely by Goldman, Sachs & Co., acting as underwriter and not as agent of the issuer or any of the issuer's affiliates, in reliance on information regarding the collateral furnished by the issuer. Neither the issuer of the certificates nor Goldman, Sachs & Co. nor any of their affiliates makes any representation as to the accuracy or completeness of the information herein. The information contained in this material may be based on assumptions regarding market conditions and other matters as reflected therein. We make no representations regarding the reasonableness of such assumptions or the likelihood that any of such assumptions will coincide with actual market conditions or events, and this material should not be relied upon for such purposes. In addition, we mutually agree that, subject to applicable law, you may disclose any and all aspects of any potential transaction or structure described herein that are necessary to support any U.S. federal income tax benefits, without Goldman Sachs imposing any limitation of any kind. Further information regarding this material may be obtained upon request.*



# CMO HYPOJP PAB

## Scenario Report (GS)



3.1 yr PAC1

Generated: 07/07/2003 14:14:16

Page 1 of 1

CUSIP	Monthly	As Of	7/03	Pricing	7/3/03	Original	230,000,000.00
Description:	PAC1			Settle	7/30/03	Balance	230,000,000.00
Coupon:	3.250%			Next Proj	8/25/03	Factor	1.00000000
Stated Band:	150-650	Effective Band:	N/A	Stated Final	0/0/00	Delay	24
Collateral:	Cpn 6.00	WAC 6.65	WAM 345	WALA 12			
Historical PSA's:	0/00=	0/00=	0/00=	3mo=	6mo=	12mo=	SI=
Curve:	3m=	6m=	1yr=	2yr=	3yr=	4yr=	5yr=
	7yr=	10yr=	30yr=				

Input	Output	PSA	PSA	PSA	PSA	PSA	PSA	PSA
PREPAY		100	150	300	600	800	1200	1500
	Av Life	4.023	3.092	3.092	3.092	2.591	1.721	1.339
Price	Window	8/03-3/13	8/03-3/13	8/03-3/13	8/03-3/13	8/03-11/09	8/03-12/06	8/03-11/05
99-16	Yield	3.350	3.372	3.372	3.372	3.389	3.445	3.492
99-17	Yield	3.341	3.361	3.361	3.361	3.376	3.426	3.468
99-18	Yield	3.333	3.350	3.350	3.350	3.363	3.407	3.444
99-19	Yield	3.324	3.339	3.339	3.339	3.350	3.388	3.419
99-20	Yield	3.316	3.328	3.328	3.328	3.338	3.369	3.395
99-21	Yield	3.307	3.317	3.317	3.317	3.325	3.350	3.371
99-22	Yield	3.298	3.306	3.306	3.306	3.312	3.330	3.346
99-23	Yield	3.290	3.295	3.295	3.295	3.299	3.311	3.322
99-24	Yield	3.281	3.284	3.284	3.284	3.286	3.292	3.298
99-25	Yield	3.273	3.273	3.273	3.273	3.273	3.273	3.274
99-26	Yield	3.264	3.262	3.262	3.262	3.260	3.254	3.249

*All information contained herein, whether regarding assets backing any securities discussed herein or otherwise, is preliminary and will be superseded by the applicable prospectus supplement and by any other information subsequently filed with the Securities and Exchange Commission ("SEC"). This material is for your private information, and we are not soliciting any action based upon it. Certain transactions give rise to substantial risk and are not suitable for all investors. We, or persons involved in the preparation or issuance of this material, may from time to time, have long or short positions in, and buy or sell, securities, futures or options identical with or related to those mentioned herein. We make no representation that any transaction can or could be effected at the indicated prices. This material may be filed with the SEC and incorporated by reference into an effective registration statement previously filed with the SEC. Information contained in this material is current as of the date appearing on this material only. The information herein has been provided solely by Goldman, Sachs & Co., acting as underwriter and not as agent of the issuer or any of the issuer's affiliates, in reliance on information regarding the collateral furnished by the issuer. Neither the issuer of the certificates nor Goldman, Sachs & Co. nor any of their affiliates makes any representation as to the accuracy or completeness of the information herein. The information contained in this material may be based on assumptions regarding market conditions and other matters as reflected therein. We make no representations regarding the reasonableness of such assumptions or the likelihood that any of such assumptions will coincide with actual market conditions or events, and this material should not be relied upon for such purposes. In addition, we mutually agree that, subject to applicable law, you may disclose any and all aspects of any potential transaction or structure described herein that are necessary to support any U.S. federal income tax benefits, without Goldman Sachs imposing any limitation of any kind. Further information regarding this material may be obtained upon request.*

## GSR 03-7F Group 3

	Collateral		
Balance	WAC	WAM	WAL
\$500,000,000.00	6.65	345	2.619

			Assumptions
Settlement	30-Jul-2003	Prepay	600 PSA
1st Pay Date	25-Aug-2003	Initial Libor	1.12 %

Tranche Name	Balance	Coupon	Principal Window	Avg Life	Dated Date	Notes
3A1	230,000,000.00		3.25 08/03 - 03/13	3.092	01-Jul-03	FIX PAC 150-650 bands
3A2	105,416,666.00		6 08/03 - 03/13	3.092	01-Jul-03	IO PAC 150-650 bands NTL with 3A1
3A3	1,882,000.00		6 03/13 - 10/26	11.517	01-Jul-03	FIX PAC 150-650 bands
3F1	68,164,800.00		2.12 08/03 - 04/32	1.858	25-Jul-03	FLT/SUP 0 delay, 7.5c +100 bps
3S1	17,041,200.00		21.52 08/03 - 04/32	1.858	25-Jul-03	INV/SUP 0 delay, 26.4*libor, 0 floor
3F2	68,164,800.00		2.02 08/03 - 04/32	1.858	25-Jul-03	FLT/SUP 0 delay, 7.5c +90 bps
3S2	17,041,200.00		21.92 08/03 - 04/32	1.858	25-Jul-03	INV/SUP 0 delay, 26.4 -4*libor, 0 floor
3F3	68,164,800.00		1.92 08/03 - 04/32	1.858	25-Jul-03	FLT/SUP 0 delay, 7.5c +80 bps
3S3	17,041,200.00		22.32 08/03 - 04/32	1.858	25-Jul-03	INV/SUP 0 delay, 26.8-4*libor, 0 floor
SUB	12,500,000.00		6 08/03 - 04/32	8.152	01-Jul-03	FIX

### Payment Rules:

Pay PAC scheduled amount to 3A1 and 3A3 sequentially to zero.

Pay 3F1, 3S1, 3F2, 3S2, 3F3, 3S3 pro rata to zero

Pay 3A1 and 3A3 sequentially to zero.

20030725	\$	231,882,000.00
20030825	\$	229,757,343.73
20030925	\$	227,509,611.71
20031025	\$	225,140,140.12
20031125	\$	222,650,359.76
20031225	\$	220,041,794.71
20040125	\$	217,316,060.89
20040225	\$	214,474,864.48
20040325	\$	211,520,000.22
20040425	\$	208,453,349.61
20040525	\$	205,276,878.97
20040625	\$	201,992,637.40
20040725	\$	198,602,754.62
20040825	\$	195,109,438.71
20040925	\$	191,514,973.76
20041025	\$	187,821,717.39
20041125	\$	184,032,098.19
20041225	\$	180,148,613.05
20050125	\$	176,173,824.44
20050225	\$	172,231,449.39
20050325	\$	168,321,232.54
20050425	\$	164,442,920.53
20050525	\$	160,596,261.98
20050625	\$	156,781,007.51
20050725	\$	152,996,909.71
20050825	\$	149,243,723.08
20050925	\$	145,521,204.10
20051025	\$	141,829,111.13
20051125	\$	138,167,204.47
20051225	\$	134,535,246.27
20060125	\$	130,933,000.57
20060225	\$	127,360,233.29
20060325	\$	123,816,712.16
20060425	\$	120,302,206.76
20060525	\$	116,816,488.48
20060625	\$	113,359,330.51
20060725	\$	109,930,507.83
20060825	\$	106,529,797.19
20060925	\$	103,156,977.11
20061025	\$	99,811,827.84
20061125	\$	96,494,131.37
20061225	\$	93,203,671.42
20070125	\$	89,940,233.39
20070225	\$	86,703,604.39
20070325	\$	83,493,573.21
20070425	\$	80,309,930.29
20070525	\$	77,152,467.74
20070625	\$	74,020,979.30
20070725	\$	70,915,260.34
20070825	\$	67,835,107.83
20070925	\$	64,780,320.37
20071025	\$	61,750,698.12

20071125	\$	58,746,042.83
20071225	\$	55,823,705.43
20080125	\$	53,023,282.17
20080225	\$	50,339,743.65
20080325	\$	47,768,267.48
20080425	\$	45,304,229.68
20080525	\$	42,943,196.66
20080625	\$	40,680,917.31
20080725	\$	38,513,315.57
20080825	\$	36,577,225.40
20080925	\$	34,726,045.89
20081025	\$	32,956,208.78
20081125	\$	31,264,293.46
20081225	\$	29,647,021.00
20090125	\$	28,101,248.22
20090225	\$	26,623,962.17
20090325	\$	25,212,274.77
20090425	\$	23,863,417.62
20090525	\$	22,574,737.16
20090625	\$	21,343,689.84
20090725	\$	20,167,837.68
20090825	\$	19,084,647.86
20090925	\$	18,050,827.81
20091025	\$	17,064,259.01
20091125	\$	16,122,911.58
20091225	\$	15,224,840.58
20100125	\$	14,368,182.57
20100225	\$	13,551,152.14
20100325	\$	12,772,038.79
20100425	\$	12,029,203.74
20100525	\$	11,321,076.99
20100625	\$	10,646,154.51
20100725	\$	10,002,995.43
20100825	\$	9,454,420.85
20100925	\$	8,932,099.04
20101025	\$	8,434,854.31
20101125	\$	7,961,561.73
20101225	\$	7,511,144.99
20110125	\$	7,082,574.31
20110225	\$	6,674,864.52
20110325	\$	6,287,073.15
20110425	\$	5,918,298.60
20110525	\$	5,567,678.44
20110625	\$	5,234,387.76
20110725	\$	4,917,637.51
20110825	\$	4,663,492.01
20110925	\$	4,421,593.85
20111025	\$	4,191,378.81
20111125	\$	3,972,307.92
20111225	\$	3,763,866.25
20120125	\$	3,565,561.95
20120225	\$	3,376,925.18

20120325	\$	3,197,507.19
20120425	\$	3,026,879.35
20120525	\$	2,864,632.32
20120625	\$	2,710,375.16
20120725	\$	2,563,734.54
20120825	\$	2,455,195.91
20120925	\$	2,351,213.94
20121025	\$	2,251,598.57
20121125	\$	2,156,167.62
20121225	\$	2,064,746.46
20130125	\$	1,977,167.72
20130225	\$	1,893,270.96
20130325	\$	1,812,902.44
20130425	\$	1,735,914.77
20130525	\$	1,662,166.69
20130625	\$	1,591,522.83
20130725	\$	1,523,853.43
20130825	\$	1,459,034.11
20130925	\$	1,396,945.68
20131025	\$	1,337,473.91
20131125	\$	1,280,509.31
20131225	\$	1,225,946.95
20140125	\$	1,173,686.26
20140225	\$	1,123,630.86
20140325	\$	1,075,688.38
20140425	\$	1,029,770.31
20140525	\$	985,791.79
20140625	\$	943,671.53
20140725	\$	903,331.62
20140825	\$	864,697.38
20140925	\$	827,697.26
20141025	\$	792,262.69
20141125	\$	758,327.94
20141225	\$	725,830.06
20150125	\$	694,708.68
20150225	\$	664,905.98
20150325	\$	636,366.56
20150425	\$	609,037.29
20150525	\$	582,867.31
20150625	\$	557,807.85
20150725	\$	533,812.20
20150825	\$	510,835.57
20150925	\$	488,835.07
20151025	\$	467,769.60
20151125	\$	447,599.77
20151225	\$	428,287.84
20160125	\$	409,797.65
20160225	\$	392,094.56
20160325	\$	375,145.36
20160425	\$	358,918.25
20160525	\$	343,382.75
20160625	\$	328,509.68

20160725	\$	314,271.04
20160825	\$	300,640.04
20160925	\$	287,591.00
20161025	\$	275,099.32
20161125	\$	263,141.43
20161225	\$	251,694.74
20170125	\$	240,737.63
20170225	\$	230,249.37
20170325	\$	220,210.10
20170425	\$	210,600.80
20170525	\$	201,403.26
20170625	\$	192,600.01
20170725	\$	184,174.33
20170825	\$	176,110.21
20170925	\$	168,392.29
20171025	\$	161,005.89
20171125	\$	153,936.91
20171225	\$	147,171.88
20180125	\$	140,697.87
20180225	\$	134,502.50
20180325	\$	128,573.92
20180425	\$	122,900.79
20180525	\$	117,472.21
20180625	\$	112,277.79
20180725	\$	107,307.53
20180825	\$	102,551.88
20180925	\$	98,001.69
20181025	\$	93,648.20
20181125	\$	89,483.01
20181225	\$	85,498.07
20190125	\$	81,685.69
20190225	\$	78,038.49
20190325	\$	74,549.42
20190425	\$	71,211.69
20190525	\$	68,018.85
20190625	\$	64,964.68
20190725	\$	62,043.24
20190825	\$	59,248.85
20190925	\$	56,576.06
20191025	\$	54,019.64
20191125	\$	51,574.62
20191225	\$	49,236.19
20200125	\$	46,999.79
20200225	\$	44,861.02
20200325	\$	42,815.70
20200425	\$	40,859.79
20200525	\$	38,989.45
20200625	\$	37,201.00
20200725	\$	35,490.90
20200825	\$	33,855.77
20200925	\$	32,292.39
20201025	\$	30,797.65

20201125	\$	29,368.59
20201225	\$	28,002.37
20210125	\$	26,696.27
20210225	\$	25,447.70
20210325	\$	24,254.16
20210425	\$	23,113.27
20210525	\$	22,022.75
20210625	\$	20,980.41
20210725	\$	19,984.16
20210825	\$	19,032.01
20210925	\$	18,122.03
20211025	\$	17,252.39
20211125	\$	16,421.34
20211225	\$	15,627.20
20220125	\$	14,868.36
20220225	\$	14,143.28
20220325	\$	13,450.49
20220425	\$	12,788.59
20220525	\$	12,156.21
20220625	\$	11,552.07
20220725	\$	10,974.94
20220825	\$	10,423.64
20220925	\$	9,897.02
20221025	\$	9,394.02
20221125	\$	8,913.60
20221225	\$	8,454.76
20230125	\$	8,016.56
20230225	\$	7,598.08
20230325	\$	7,198.47
20230425	\$	6,816.89
20230525	\$	6,452.55
20230625	\$	6,104.68
20230725	\$	5,772.56
20230825	\$	5,455.50
20230925	\$	5,152.83
20231025	\$	4,863.91
20231125	\$	4,588.13
20231225	\$	4,324.92
20240125	\$	4,073.71
20240225	\$	3,833.97
20240325	\$	3,605.19
20240425	\$	3,386.89
20240525	\$	3,178.59
20240625	\$	2,979.86
20240725	\$	2,790.26
20240825	\$	2,609.39
20240925	\$	2,436.86
20241025	\$	2,272.29
20241125	\$	2,115.33
20241225	\$	1,965.64
20250125	\$	1,822.89
20250225	\$	1,686.78

20250325	\$	1,556.99
20250425	\$	1,433.25
20250525	\$	1,315.28
20250625	\$	1,202.83
20250725	\$	1,095.65
20250825	\$	993.49
20250925	\$	896.13
20251025	\$	803.36
20251125	\$	714.95
20251225	\$	630.73
20260125	\$	550.49
20260225	\$	474.05
20260325	\$	401.25
20260425	\$	331.91
20260525	\$	265.88
20260625	\$	203.01
20260725	\$	143.15
20260825	\$	86.16
20260925	\$	31.91
20261025	\$	-



# gsgsr37fg1 - Dec - 3A1

Date	1	2	3	4	5
30-Jul-03	100	100	100	100	100
25-Jul-04	97	88	86	86	86
25-Jul-05	95	70	66	66	66
25-Jul-06	92	54	47	47	41
25-Jul-07	89	39	30	30	20
25-Jul-08	85	25	16	16	8
25-Jul-09	82	12	8	8	2
25-Jul-10	78	4	4	4	0
25-Jul-11	74	1	1	1	0
25-Jul-12	70 *	*	*		0
25-Jul-13	65	0	0	0	0
25-Jul-14	60	0	0	0	0
25-Jul-15	55	0	0	0	0
25-Jul-16	49	0	0	0	0
25-Jul-17	43	0	0	0	0
25-Jul-18	37	0	0	0	0
25-Jul-19	30	0	0	0	0
25-Jul-20	23	0	0	0	0
25-Jul-21	15	0	0	0	0
25-Jul-22	7	0	0	0	0
25-Jul-23	0	0	0	0	0

WAL                    11.994            3.445            3.092            3.092            2.75  
 Principal Wind: Aug03-Apr23   Aug03-Mar13   Aug03-Mar13   Aug03-Mar13   Aug03-Jul10

LIBOR\_1MO            1.12            1.112            1.112            1.112            1.112  
 Prepay            0 PSA            125 PSA            350 PSA            600 PSA            750 PSA

## gsgsr37fg1 - Dec - 3A2

Date	1	2	3	4	5
30-Jul-03	100	100	100	100	100
25-Jul-04	97	88	86	86	86
25-Jul-05	95	70	66	66	66
25-Jul-06	92	54	47	47	41
25-Jul-07	89	39	30	30	20
25-Jul-08	85	25	16	16	8
25-Jul-09	82	12	8	8	2
25-Jul-10	78	4	4	4	0
25-Jul-11	74	1	1	1	0
25-Jul-12	70 *	*	*		0
25-Jul-13	65	0	0	0	0
25-Jul-14	60	0	0	0	0
25-Jul-15	55	0	0	0	0
25-Jul-16	49	0	0	0	0
25-Jul-17	43	0	0	0	0
25-Jul-18	37	0	0	0	0
25-Jul-19	30	0	0	0	0
25-Jul-20	23	0	0	0	0
25-Jul-21	15	0	0	0	0
25-Jul-22	7	0	0	0	0
25-Jul-23	0	0	0	0	0

WAL 11.994 3.445 3.092 3.092 2.75

Principal Window

LIBOR\_1MO 1.12 1.112 1.112 1.112 1.112

Prepay 0 PSA 125 PSA 350 PSA 600 PSA 750 PSA

**gsgsr37fg1 - Dec - 3A3**

Date	1	2	3	4	5
30-Jul-03	100	100	100	100	100
25-Jul-04	100	100	100	100	100
25-Jul-05	100	100	100	100	100
25-Jul-06	100	100	100	100	100
25-Jul-07	100	100	100	100	100
25-Jul-08	100	100	100	100	100
25-Jul-09	100	100	100	100	100
25-Jul-10	100	100	100	100	96
25-Jul-11	100	100	100	100	0
25-Jul-12	100	100	100	100	0
25-Jul-13	100	81	81	81	0
25-Jul-14	100	48	48	48	0
25-Jul-15	100	28	28	28	0
25-Jul-16	100	17	17	17	0
25-Jul-17	100	10	10	10	0
25-Jul-18	100	6	6	6	0
25-Jul-19	100	3	3	3	0
25-Jul-20	100	2	2	2	0
25-Jul-21	100	1	1	1	0
25-Jul-22	100	1	1	1	0
25-Jul-23 *	*	*	*		0
25-Jul-24 *	*	*	*		0
25-Jul-25 *	*	*	*		0
25-Jul-26 *	*	*	*		0
25-Jul-27	0	0	0	0	0

WAL 19.817 11.517 11.517 11.517 7.403  
 Principal Windr Apr23-Oct26 Mar13-Oct26 Mar13-Oct26 Mar13-Oct26 Jul10-Jun11

LIBOR\_1MO 1.12 1.112 1.112 1.112 1.112  
 Prepay 0 PSA 125 PSA 350 PSA 600 PSA 750 PSA

## gsgsr37fg1 - Dec - 3F1

Date	1	2	3	4	5
30-Jul-03	100	100	100	100	100
25-Jul-04	100	100	86	68	57
25-Jul-05	100	100	68	32	13
25-Jul-06	100	100	56	14	0
25-Jul-07	100	100	48	6	0
25-Jul-08	100	100	43	5	0
25-Jul-09	100	100	36	3	0
25-Jul-10	100	97	30	2	0
25-Jul-11	100	89	24	2	0
25-Jul-12	100	81	19	1	0
25-Jul-13	100	74	15	1	0
25-Jul-14	100	67	11 *		0
25-Jul-15	100	60	9 *		0
25-Jul-16	100	53	7 *		0
25-Jul-17	100	48	5 *		0
25-Jul-18	100	42	4 *		0
25-Jul-19	100	37	3 *		0
25-Jul-20	100	33	2 *		0
25-Jul-21	100	29	2 *		0
25-Jul-22	100	25	1 *		0
25-Jul-23	99	21	1 *		0
25-Jul-24	90	18	1 *		0
25-Jul-25	81	15 *	*		0
25-Jul-26	71	12 *	*		0
25-Jul-27	61	9 *	*		0
25-Jul-28	49	7 *	*		0
25-Jul-29	37	5 *	*		0
25-Jul-30	25	3 *	*		0
25-Jul-31	11	1 *	*		0
25-Jul-32	0	0	0	0	0

WAL 24.756 14.793 5.222 1.858 1.194  
 Principal Windr May23-Apr32 Mar10-Apr32 Aug03-Apr32 Aug03-Apr32 Aug03-Mar06

LIBOR\_1MO 1.12 1.112 1.112 1.112 1.112  
 Prepay 0 PSA 125 PSA 350 PSA 600 PSA 750 PSA

**gsgsr37fg1 - Dec - 3S1**

Date	1	2	3	4	5
30-Jul-03	100	100	100	100	100
25-Jul-04	100	100	86	68	57
25-Jul-05	100	100	68	32	13
25-Jul-06	100	100	56	14	0
25-Jul-07	100	100	48	6	0
25-Jul-08	100	100	43	5	0
25-Jul-09	100	100	36	3	0
25-Jul-10	100	97	30	2	0
25-Jul-11	100	89	24	2	0
25-Jul-12	100	81	19	1	0
25-Jul-13	100	74	15	1	0
25-Jul-14	100	67	11 *		0
25-Jul-15	100	60	9 *		0
25-Jul-16	100	53	7 *		0
25-Jul-17	100	48	5 *		0
25-Jul-18	100	42	4 *		0
25-Jul-19	100	37	3 *		0
25-Jul-20	100	33	2 *		0
25-Jul-21	100	29	2 *		0
25-Jul-22	100	25	1 *		0
25-Jul-23	99	21	1 *		0
25-Jul-24	90	18	1 *		0
25-Jul-25	81	15 *	*		0
25-Jul-26	71	12 *	*		0
25-Jul-27	61	9 *	*		0
25-Jul-28	49	7 *	*		0
25-Jul-29	37	5 *	*		0
25-Jul-30	25	3 *	*		0
25-Jul-31	11	1 *	*		0
25-Jul-32	0	0	0	0	0

WAL                    24.756            14.793            5.222            1.858            1.194  
 Principal Windr May23-Apr32   Mar10-Apr32   Aug03-Apr32   Aug03-Apr32   Aug03-Mar06

LIBOR\_1MO            1.12            1.112            1.112            1.112            1.112  
 Prepay            0 PSA            125 PSA            350 PSA            600 PSA            750 PSA

## gsgsr37fg1 - Dec - 3F2

Date	1	2	3	4	5
30-Jul-03	100	100	100	100	100
25-Jul-04	100	100	86	68	57
25-Jul-05	100	100	68	32	13
25-Jul-06	100	100	56	14	0
25-Jul-07	100	100	48	6	0
25-Jul-08	100	100	43	5	0
25-Jul-09	100	100	36	3	0
25-Jul-10	100	97	30	2	0
25-Jul-11	100	89	24	2	0
25-Jul-12	100	81	19	1	0
25-Jul-13	100	74	15	1	0
25-Jul-14	100	67	11 *		0
25-Jul-15	100	60	9 *		0
25-Jul-16	100	53	7 *		0
25-Jul-17	100	48	5 *		0
25-Jul-18	100	42	4 *		0
25-Jul-19	100	37	3 *		0
25-Jul-20	100	33	2 *		0
25-Jul-21	100	29	2 *		0
25-Jul-22	100	25	1 *		0
25-Jul-23	99	21	1 *		0
25-Jul-24	90	18	1 *		0
25-Jul-25	81	15 *	*		0
25-Jul-26	71	12 *	*		0
25-Jul-27	61	9 *	*		0
25-Jul-28	49	7 *	*		0
25-Jul-29	37	5 *	*		0
25-Jul-30	25	3 *	*		0
25-Jul-31	11	1 *	*		0
25-Jul-32	0	0	0	0	0

WAL 24.756 14.793 5.222 1.858 1.194  
 Principal Wind: May23-Apr32 Mar10-Apr32 Aug03-Apr32 Aug03-Apr32 Aug03-Mar06

LIBOR\_1MO 1.12 1.112 1.112 1.112 1.112  
 Prepay 0 PSA 125 PSA 350 PSA 600 PSA 750 PSA

## gsgsr37fg1 - Dec - 3S2

Date	1	2	3	4	5
30-Jul-03	100	100	100	100	100
25-Jul-04	100	100	86	68	57
25-Jul-05	100	100	68	32	13
25-Jul-06	100	100	56	14	0
25-Jul-07	100	100	48	6	0
25-Jul-08	100	100	43	5	0
25-Jul-09	100	100	36	3	0
25-Jul-10	100	97	30	2	0
25-Jul-11	100	89	24	2	0
25-Jul-12	100	81	19	1	0
25-Jul-13	100	74	15	1	0
25-Jul-14	100	67	11 *		0
25-Jul-15	100	60	9 *		0
25-Jul-16	100	53	7 *		0
25-Jul-17	100	48	5 *		0
25-Jul-18	100	42	4 *		0
25-Jul-19	100	37	3 *		0
25-Jul-20	100	33	2 *		0
25-Jul-21	100	29	2 *		0
25-Jul-22	100	25	1 *		0
25-Jul-23	99	21	1 *		0
25-Jul-24	90	18	1 *		0
25-Jul-25	81	15 *	*		0
25-Jul-26	71	12 *	*		0
25-Jul-27	61	9 *	*		0
25-Jul-28	49	7 *	*		0
25-Jul-29	37	5 *	*		0
25-Jul-30	25	3 *	*		0
25-Jul-31	11	1 *	*		0
25-Jul-32	0	0	0	0	0

WAL 24.756 14.793 5.222 1.858 1.194  
 Principal Windr May23-Apr32 Mar10-Apr32 Aug03-Apr32 Aug03-Apr32 Aug03-Mar06

LIBOR\_1MO 1.12 1.112 1.112 1.112 1.112  
 Prepay 0 PSA 125 PSA 350 PSA 600 PSA 750 PSA

## gsgsr37fg1 - Dec - 3F3

Date	1	2	3	4	5
30-Jul-03	100	100	100	100	100
25-Jul-04	100	100	86	68	57
25-Jul-05	100	100	68	32	13
25-Jul-06	100	100	56	14	0
25-Jul-07	100	100	48	6	0
25-Jul-08	100	100	43	5	0
25-Jul-09	100	100	36	3	0
25-Jul-10	100	97	30	2	0
25-Jul-11	100	89	24	2	0
25-Jul-12	100	81	19	1	0
25-Jul-13	100	74	15	1	0
25-Jul-14	100	67	11 *		0
25-Jul-15	100	60	9 *		0
25-Jul-16	100	53	7 *		0
25-Jul-17	100	48	5 *		0
25-Jul-18	100	42	4 *		0
25-Jul-19	100	37	3 *		0
25-Jul-20	100	33	2 *		0
25-Jul-21	100	29	2 *		0
25-Jul-22	100	25	1 *		0
25-Jul-23	99	21	1 *		0
25-Jul-24	90	18	1 *		0
25-Jul-25	81	15 *	*		0
25-Jul-26	71	12 *	*		0
25-Jul-27	61	9 *	*		0
25-Jul-28	49	7 *	*		0
25-Jul-29	37	5 *	*		0
25-Jul-30	25	3 *	*		0
25-Jul-31	11	1 *	*		0
25-Jul-32	0	0	0	0	0

WAL                    24.756            14.793            5.222            1.858            1.194  
 Principal Windr May23-Apr32   Mar10-Apr32   Aug03-Apr32   Aug03-Apr32   Aug03-Mar06

LIBOR\_1MO            1.12            1.112            1.112            1.112            1.112  
 Prepay            0 PSA            125 PSA            350 PSA            600 PSA            750 PSA



**gsgsr37fg1 - Dec - 3S3**

Date	1	2	3	4	5
30-Jul-03	100	100	100	100	100
25-Jul-04	100	100	86	68	57
25-Jul-05	100	100	68	32	13
25-Jul-06	100	100	56	14	0
25-Jul-07	100	100	48	6	0
25-Jul-08	100	100	43	5	0
25-Jul-09	100	100	36	3	0
25-Jul-10	100	97	30	2	0
25-Jul-11	100	89	24	2	0
25-Jul-12	100	81	19	1	0
25-Jul-13	100	74	15	1	0
25-Jul-14	100	67	11 *		0
25-Jul-15	100	60	9 *		0
25-Jul-16	100	53	7 *		0
25-Jul-17	100	48	5 *		0
25-Jul-18	100	42	4 *		0
25-Jul-19	100	37	3 *		0
25-Jul-20	100	33	2 *		0
25-Jul-21	100	29	2 *		0
25-Jul-22	100	25	1 *		0
25-Jul-23	99	21	1 *		0
25-Jul-24	90	18	1 *		0
25-Jul-25	81	15 *	*		0
25-Jul-26	71	12 *	*		0
25-Jul-27	61	9 *	*		0
25-Jul-28	49	7 *	*		0
25-Jul-29	37	5 *	*		0
25-Jul-30	25	3 *	*		0
25-Jul-31	11	1 *	*		0
25-Jul-32	0	0	0	0	0

WAL 24.756 14.793 5.222 1.858 1.194  
 Principal Windr May23-Apr32 Mar10-Apr32 Aug03-Apr32 Aug03-Apr32 Aug03-Mar06

LIBOR\_1MO 1.12 1.112 1.112 1.112 1.112  
 Prepay 0 PSA 125 PSA 350 PSA 600 PSA 750 PSA

**gsgsr37fg1 - Dec - SUB**

Date	1	2	3	4	5
30-Jul-03	100	100	100	100	100
25-Jul-04	99	99	99	99	99
25-Jul-05	98	98	98	98	98
25-Jul-06	96	96	96	96	96
25-Jul-07	95	95	95	95	95
25-Jul-08	93	93	93	93	93
25-Jul-09	91	89	85	80	77
25-Jul-10	90	85	76	66	59
25-Jul-11	88	79	65	49	40
25-Jul-12	86	73	52	34	21
25-Jul-13	84	66	40	21	11
25-Jul-14	81	59	31	13	6
25-Jul-15	79	53	24	8	3
25-Jul-16	76	47	18	5	2
25-Jul-17	73	42	14	3	1
25-Jul-18	70	37	10	2 *	
25-Jul-19	67	33	8	1 *	
25-Jul-20	64	29	6	1 *	
25-Jul-21	60	25	4 *	*	
25-Jul-22	56	22	3 *	*	
25-Jul-23	52	19	2 *	*	
25-Jul-24	47	16	2 *	*	
25-Jul-25	42	13	1 *	*	
25-Jul-26	37	11	1 *	*	
25-Jul-27	32	8	1 *	*	
25-Jul-28	26	6 *	*	*	
25-Jul-29	20	4 *	*	*	
25-Jul-30	13	3 *	*	*	
25-Jul-31	6	1 *	*	*	
25-Jul-32	0	0	0	0	0

WAL 18.716 13.532 9.761 8.152 7.522  
 Principal Wind: Aug03-Apr32 Aug03-Apr32 Aug03-Apr32 Aug03-Apr32 Aug03-Apr32

LIBOR\_1MO 1.12 1.112 1.112 1.112 1.112  
 Prepay 0 PSA 125 PSA 350 PSA 600 PSA 750 PSA

# gsgsr37fg1 - Dec - COLLAT

Date	1	2	3	4	5
30-Jul-03	100	100	100	100	100
25-Jul-04	99	94	86	77	71
25-Jul-05	98	86	68	50	40
25-Jul-06	96	79	53	31	22
25-Jul-07	95	72	41	20	12
25-Jul-08	93	65	32	12	6
25-Jul-09	91	59	25	8	3
25-Jul-10	90	54	19	5	2
25-Jul-11	88	49	15	3	1
25-Jul-12	86	44	11	2	1
25-Jul-13	84	40	9	1 *	
25-Jul-14	81	36	7	1 *	
25-Jul-15	79	32	5 *	*	
25-Jul-16	76	29	4 *	*	
25-Jul-17	73	25	3 *	*	
25-Jul-18	70	23	2 *	*	
25-Jul-19	67	20	2 *	*	
25-Jul-20	64	17	1 *	*	
25-Jul-21	60	15	1 *	*	
25-Jul-22	56	13	1 *	*	
25-Jul-23	52	11	1 *	*	
25-Jul-24	47	9 *	*	*	
25-Jul-25	42	8 *	*	*	
25-Jul-26	37	6 *	*	*	
25-Jul-27	32	5 *	*	*	
25-Jul-28	26	4 *	*	*	
25-Jul-29	20	3 *	*	*	
25-Jul-30	13	2 *	*	*	
25-Jul-31	6	1 *	*	*	
25-Jul-32	0	0	0	0	0

WAL 18.716 9.529 4.379 2.619 2.092  
 Principal Windr Aug03-Apr32 Aug03-Apr32 Aug03-Apr32 Aug03-Apr32 Aug03-Apr32

LIBOR\_1MO 1.12 1.112 1.112 1.112 1.112  
 Prepay 0 PSA 125 PSA 350 PSA 600 PSA 750 PSA

# CMO HYPO7FT4 PA Scenario Report (GS)



3.1 yr PAC1

Generated: 07/08/2003 16:58:41

Page 1 of 1

CUSIP	Monthly	As Of	7/03	Pricing	7/8/03	Original	128,614,000.00
Description:	PAC1			Settle	7/30/03	Balance	128,614,000.00
Coupon:	3.250%			Next Proj	8/25/03	Factor	1.00000000
Stated Band:	145-685	Effective Band:	N/A	Stated Final	0/0/00	Delay	24
Collateral:	Cpn 6.00	WAC 6.56	WAM 345	WALA 11			
Historical PSA's:	0/00=	0/00=	0/00=	3mo=	6mo=	12mo=	SI=
Curve:	3m=	6m=	1yr=	2yr=	3yr=	4yr=	5yr=
	7yr=	10yr=	30yr=				

Input	Output	CPR	CPR	CPR	CPR	CPR	CPR	CPR	CPR
PREPAY		10	20	30	40	50	60	70	80
	Av Life	3.074	3.074	3.074	2.887	2.204	1.706	1.320	1.003
Price	Window	8/03-12/24	8/03-12/24	8/03-12/24	8/03-4/32	8/03-1/09	8/03-8/07	8/03-8/06	8/03-11/05
99-12	Yield	3.417	3.417	3.417	3.425	3.469	3.524	3.595	3.695
99-13	Yield	3.406	3.406	3.406	3.414	3.454	3.505	3.570	3.662
99-14	Yield	3.395	3.395	3.395	3.402	3.439	3.485	3.546	3.630
99-15	Yield	3.384	3.384	3.384	3.390	3.424	3.466	3.521	3.597
99-16	Yield	3.372	3.372	3.372	3.378	3.409	3.447	3.496	3.565
99-17	Yield	3.361	3.361	3.361	3.367	3.394	3.427	3.471	3.533
99-18	Yield	3.350	3.350	3.350	3.355	3.379	3.408	3.447	3.500
99-19	Yield	3.339	3.339	3.339	3.343	3.363	3.389	3.422	3.468
99-20	Yield	3.328	3.328	3.328	3.331	3.348	3.370	3.397	3.436
99-21	Yield	3.317	3.317	3.317	3.320	3.333	3.350	3.372	3.403
99-22	Yield	3.306	3.306	3.306	3.308	3.318	3.331	3.348	3.371
99-23	Yield	3.295	3.295	3.295	3.296	3.303	3.312	3.323	3.339
99-24	Yield	3.284	3.284	3.284	3.285	3.288	3.293	3.298	3.306

All information contained herein, whether regarding assets backing any securities discussed herein or otherwise, is preliminary and will be superseded by the applicable prospectus supplement and by any other information subsequently filed with the Securities and Exchange Commission ("SEC"). This material is for your private information, and we are not soliciting any action based upon it. Certain transactions give rise to substantial risk and are not suitable for all investors. We, or persons involved in the preparation or issuance of this material, may from time to time, have long or short positions in, and buy or sell, securities, futures or options identical with or related to those mentioned herein. We make no representation that any transaction can or could be effected at the indicated prices. This material may be filed with the SEC and incorporated by reference into an effective registration statement previously filed with the SEC. Information contained in this material is current as of the date appearing on this material only. The information herein has been provided solely by Goldman, Sachs & Co., acting as underwriter and not as agent of the issuer or any of the issuer's affiliates, in reliance on information regarding the collateral furnished by the issuer. Neither the issuer of the certificates nor Goldman, Sachs & Co. nor any of their affiliates makes any representation as to the accuracy or completeness of the information herein. The information contained in this material may be based on assumptions regarding market conditions and other matters as reflected therein. We make no representations regarding the reasonableness of such assumptions or the likelihood that any of such assumptions will coincide with actual market conditions or events, and this material should not be relied upon for such purposes. In addition, we mutually agree that, subject to applicable law, you may disclose any and all aspects of any potential transaction or structure described herein that are necessary to support any U.S. federal income tax benefits, without Goldman Sachs imposing any limitation of any kind. Further information regarding this material may be obtained upon request.

# CMO HYPO7FT4 PA Scenario Report (GS)



3.1 yr PAC1

Generated: 07/08/2003 16:59:03

Page 1 of 1

CUSIP	Monthly	As Of	7/03	Pricing	7/8/03	Original	128,614,000.00
Description:	PAC1			Settle	7/30/03	Balance	128,614,000.00
Coupon:	3.250%			Next Proj	8/25/03	Factor	1.00000000
Stated Band:	145-685	Effective Band:	N/A	Stated Final	0/0/00	Delay	24
Collateral:	Cpn 6.00 WAC 6.56 WAM 345 WALA 11						
Historical PSA's:	0/00=	0/00=	0/00=	3mo=	6mo=	12mo=	SI=
Curve:	3m=	6m=	1yr=	2yr=	3yr=	4yr=	5yr=
	7yr=	10yr=	30yr=				

Input	Output	PSA	PSA	PSA	PSA	PSA	PSA	PSA
PREPAY		100	150	300	600	800	1200	1500
	Av Life	3.873	3.074	3.074	3.074	2.695	1.812	1.422
Price	Window	8/03-12/24	8/03-12/24	8/03-12/24	8/03-12/24	8/03-6/10	8/03-2/07	8/03-12/05
99-12	Yield	3.389	3.417	3.417	3.417	3.435	3.509	3.572
99-13	Yield	3.380	3.406	3.406	3.406	3.423	3.491	3.549
99-14	Yield	3.371	3.395	3.395	3.395	3.410	3.473	3.526
99-15	Yield	3.362	3.384	3.384	3.384	3.398	3.455	3.503
99-16	Yield	3.353	3.372	3.372	3.372	3.385	3.437	3.480
99-17	Yield	3.344	3.361	3.361	3.361	3.373	3.418	3.457
99-18	Yield	3.335	3.350	3.350	3.350	3.360	3.400	3.434
99-19	Yield	3.326	3.339	3.339	3.339	3.348	3.382	3.411
99-20	Yield	3.317	3.328	3.328	3.328	3.335	3.364	3.388
99-21	Yield	3.308	3.317	3.317	3.317	3.323	3.346	3.365
99-22	Yield	3.299	3.306	3.306	3.306	3.310	3.328	3.342
99-23	Yield	3.290	3.295	3.295	3.295	3.298	3.310	3.319
99-24	Yield	3.282	3.284	3.284	3.284	3.285	3.291	3.296

*All information contained herein, whether regarding assets backing any securities discussed herein or otherwise, is preliminary and will be superseded by the applicable prospectus supplement and by any other information subsequently filed with the Securities and Exchange Commission ("SEC"). This material is for your private information, and we are not soliciting any action based upon it. Certain transactions give rise to substantial risk and are not suitable for all investors. We, or persons involved in the preparation or issuance of this material, may from time to time, have long or short positions in, and buy or sell, securities, futures or options identical with or related to those mentioned herein. We make no representation that any transaction can or could be effected at the indicated prices. This material may be filed with the SEC and incorporated by reference into an effective registration statement previously filed with the SEC. Information contained in this material is current as of the date appearing on this material only. The information herein has been provided solely by Goldman, Sachs & Co., acting as underwriter and not as agent of the issuer or any of the issuer's affiliates, in reliance on information regarding the collateral furnished by the issuer. Neither the issuer of the certificates nor Goldman, Sachs & Co. nor any of their affiliates makes any representation as to the accuracy or completeness of the information herein. The information contained in this material may be based on assumptions regarding market conditions and other matters as reflected therein. We make no representations regarding the reasonableness of such assumptions or the likelihood that any of such assumptions will coincide with actual market conditions or events, and this material should not be relied upon for such purposes. In addition, we mutually agree that, subject to applicable law, you may disclose any and all aspects of any potential transaction or structure described herein that are necessary to support any U.S. federal income tax benefits, without Goldman Sachs imposing any limitation of any kind. Further information regarding this material may be obtained upon request.*

## GSR 03-7F Group 4

	Balance	Collateral		
	\$293,000,000.00	WAC	WAM	WAL
		6.56	345	2.664

			Assumptions
Settlement	30-Jul-2003	Prepay	600 PSA
1st Pay Date	25-Aug-2003	Libor	1.11 %

Tranche Name	Rating	Balance	Coupon	Principal Window	Avg Life	Dated Date	Notes
4A1		100,000,000.00	3.25	08/03 - 12/24	3.074	01-Jul-03	FIX PAC 145-685
4A2		45,833,333.33	6	08/03 - 12/24	3.074	01-Jul-03	IO NTL w/ 4A1
4F4		22,891,200.00	1.51	08/03 - 12/24	3.074	25-Jul-03	FLT PAC 145-685 0 delay, 7.5c +40 bps
4S4		5,722,800.00	23.96	08/03 - 12/24	3.074	25-Jul-03	INV PAC 145-685 0 delay, 28.4*libor, 0 floor
4F1		41,882,933.60	2.11	08/03 - 04/32	2.074	25-Jul-03	FLT SUP 0 delay, 7.5c +100 bps
4S1		10,470,733.40	21.56	08/03 - 04/32	2.074	25-Jul-03	INV SUP 0 delay, 26.4*libor, 0 floor
4F2		41,882,933.60	2.01	08/03 - 04/32	2.074	25-Jul-03	FLT SUP 0 delay, 7.5c +90 bps
4S2		10,470,733.40	21.96	08/03 - 04/32	2.074	25-Jul-03	INV SUP 0 delay, 26.4 -4*libor, 0 floor
4F3		41,882,932.80	1.91	08/03 - 04/32	2.074	25-Jul-03	FLT SUP 0 delay, 7.5c +80 bps
4S3		10,470,733.20	22.36	08/03 - 04/32	2.074	25-Jul-03	INV SUP 0 delay, 26.8-4*libor, 0 floor
4SUB		7,325,000.00	6	08/03 - 04/32	8.144	01-Jul-03	FIX

### Pay Rules

Pay PAC scheduled balance pro rata to 4A1, 4F4, 4S4

Pay 4F1, 4S1, 4F2, 4S2, 4F3, 4S3 pro rata to zero.

Pay 4A1, 4F4, 4S4 pro rata to zero.

20030725	\$	128,614,000.00
20030825	\$	127,470,365.72
20030925	\$	126,256,557.47
20031025	\$	124,973,263.01
20031125	\$	123,621,222.43
20031225	\$	122,201,227.42
20040125	\$	120,714,120.62
20040225	\$	119,160,794.78
20040325	\$	117,542,191.99
20040425	\$	115,859,302.71
20040525	\$	114,113,164.83
20040625	\$	112,304,862.64
20040725	\$	110,435,525.71
20040825	\$	108,506,327.77
20040925	\$	106,518,485.52
20041025	\$	104,473,257.31
20041125	\$	102,371,941.87
20041225	\$	100,215,876.94
20050125	\$	98,006,437.82
20050225	\$	95,745,035.97
20050325	\$	93,501,438.33
20050425	\$	91,275,509.61
20050525	\$	89,067,115.58
20050625	\$	86,876,123.01
20050725	\$	84,702,399.69
20050825	\$	82,545,814.41
20050925	\$	80,406,236.96
20051025	\$	78,283,538.12
20051125	\$	76,177,589.65
20051225	\$	74,088,264.29
20060125	\$	72,015,435.73
20060225	\$	69,958,978.66
20060325	\$	67,918,768.67
20060425	\$	65,894,682.35
20060525	\$	63,886,597.18
20060625	\$	61,894,391.60
20060725	\$	59,917,944.98
20060825	\$	57,957,137.59
20060925	\$	56,011,850.61
20061025	\$	54,081,966.14
20061125	\$	52,167,367.16
20061225	\$	50,267,937.55
20070125	\$	48,383,562.07
20070225	\$	46,514,126.37
20070325	\$	44,659,516.94
20070425	\$	42,819,621.17
20070525	\$	40,994,327.28
20070625	\$	39,183,524.36
20070725	\$	37,387,102.32
20070825	\$	35,604,951.93
20070925	\$	33,836,964.79
20071025	\$	32,083,033.31

20071125	\$	30,358,803.20
20071225	\$	28,711,388.94
20080125	\$	27,137,404.38
20080225	\$	25,633,612.30
20080325	\$	24,196,917.89
20080425	\$	22,824,362.49
20080525	\$	21,513,117.63
20080625	\$	20,260,479.29
20080725	\$	19,063,862.48
20080825	\$	18,008,892.77
20080925	\$	17,003,712.10
20081025	\$	16,046,079.72
20081125	\$	15,133,854.11
20081225	\$	14,264,988.59
20090125	\$	13,437,527.13
20090225	\$	12,649,600.43
20090325	\$	11,899,422.03
20090425	\$	11,185,284.70
20090525	\$	10,505,556.95
20090625	\$	9,858,679.70
20090725	\$	9,243,163.07
20090825	\$	8,682,239.80
20090925	\$	8,149,070.24
20091025	\$	7,642,374.31
20091125	\$	7,160,929.28
20091225	\$	6,703,567.27
20100125	\$	6,269,172.83
20100225	\$	5,856,680.57
20100325	\$	5,465,073.00
20100425	\$	5,093,378.37
20100525	\$	4,740,668.66
20100625	\$	4,406,057.65
20100725	\$	4,088,699.01
20100825	\$	3,827,004.96
20100925	\$	3,579,156.86
20101025	\$	3,344,480.99
20101125	\$	3,122,335.01
20101225	\$	2,912,106.52
20110125	\$	2,713,211.71
20110225	\$	2,525,094.02
20110325	\$	2,347,222.99
20110425	\$	2,179,092.96
20110525	\$	2,020,222.04
20110625	\$	1,870,150.95
20110725	\$	1,728,442.03
20110825	\$	1,622,687.84
20110925	\$	1,522,685.64
20111025	\$	1,428,142.61
20111125	\$	1,338,780.23
20111225	\$	1,254,333.57
20120125	\$	1,174,550.68
20120225	\$	1,099,191.97



20120325	\$	1,028,029.61
20120425	\$	960,846.95
20120525	\$	897,438.04
20120625	\$	837,607.08
20120725	\$	781,167.93
20120825	\$	745,884.72
20120925	\$	712,182.77
20121025	\$	679,991.64
20121125	\$	649,243.98
20121225	\$	619,875.44
20130125	\$	591,824.54
20130225	\$	565,032.49
20130325	\$	539,443.15
20130425	\$	515,002.84
20130525	\$	491,660.29
20130625	\$	469,366.49
20130725	\$	448,074.62
20130825	\$	427,739.92
20130925	\$	408,319.63
20131025	\$	389,772.90
20131125	\$	372,060.68
20131225	\$	355,145.66
20140125	\$	338,992.21
20140225	\$	323,566.24
20140325	\$	308,835.23
20140425	\$	294,768.06
20140525	\$	281,335.03
20140625	\$	268,507.73
20140725	\$	256,259.06
20140825	\$	244,563.07
20140925	\$	233,395.01
20141025	\$	222,731.22
20141125	\$	212,549.09
20141225	\$	202,827.02
20150125	\$	193,544.37
20150225	\$	184,681.43
20150325	\$	176,219.36
20150425	\$	168,140.16
20150525	\$	160,426.64
20150625	\$	153,062.37
20150725	\$	146,031.66
20150825	\$	139,319.53
20150925	\$	132,911.63
20151025	\$	126,794.30
20151125	\$	120,954.46
20151225	\$	115,379.63
20160125	\$	110,057.87
20160225	\$	104,977.79
20160325	\$	100,128.51
20160425	\$	95,499.63
20160525	\$	91,081.21
20160625	\$	86,863.76

20160725	\$	82,838.23
20160825	\$	78,995.96
20160925	\$	75,328.66
20161025	\$	71,828.46
20161125	\$	68,487.79
20161225	\$	65,299.46
20170125	\$	62,256.58
20170225	\$	59,352.57
20170325	\$	56,581.16
20170425	\$	53,936.34
20170525	\$	51,412.40
20170625	\$	49,003.85
20170725	\$	46,705.48
20170825	\$	44,512.28
20170925	\$	42,419.51
20171025	\$	40,422.59
20171125	\$	38,517.19
20171225	\$	36,699.16
20180125	\$	34,964.52
20180225	\$	33,309.50
20180325	\$	31,730.47
20180425	\$	30,223.98
20180525	\$	28,786.75
20180625	\$	27,415.60
20180725	\$	26,107.55
20180825	\$	24,859.72
20180925	\$	23,669.37
20181025	\$	22,533.88
20181125	\$	21,450.74
20181225	\$	20,417.58
20190125	\$	19,432.11
20190225	\$	18,492.16
20190325	\$	17,595.65
20190425	\$	16,740.60
20190525	\$	15,925.11
20190625	\$	15,147.37
20190725	\$	14,405.66
20190825	\$	13,698.33
20190925	\$	13,023.81
20191025	\$	12,380.59
20191125	\$	11,767.24
20191225	\$	11,182.39
20200125	\$	10,624.73
20200225	\$	10,093.02
20200325	\$	9,586.06
20200425	\$	9,102.73
20200525	\$	8,641.92
20200625	\$	8,202.62
20200725	\$	7,783.82
20200825	\$	7,384.58
20200925	\$	7,004.01
20201025	\$	6,641.24

20201125	\$	6,295.46
20201225	\$	5,965.87
20210125	\$	5,651.74
20210225	\$	5,352.35
20210325	\$	5,067.01
20210425	\$	4,795.08
20210525	\$	4,535.95
20210625	\$	4,289.00
20210725	\$	4,053.69
20210825	\$	3,829.47
20210925	\$	3,615.83
20211025	\$	3,412.28
20211125	\$	3,218.34
20211225	\$	3,033.58
20220125	\$	2,857.57
20220225	\$	2,689.89
20220325	\$	2,530.17
20220425	\$	2,378.03
20220525	\$	2,233.11
20220625	\$	2,095.09
20220725	\$	1,963.64
20220825	\$	1,838.44
20220925	\$	1,719.22
20221025	\$	1,605.69
20221125	\$	1,497.58
20221225	\$	1,394.65
20230125	\$	1,296.64
20230225	\$	1,203.33
20230325	\$	1,114.50
20230425	\$	1,029.93
20230525	\$	949.43
20230625	\$	872.80
20230725	\$	799.87
20230825	\$	730.45
20230925	\$	664.39
20231025	\$	601.52
20231125	\$	541.70
20231225	\$	484.77
20240125	\$	430.60
20240225	\$	379.07
20240325	\$	330.05
20240425	\$	283.41
20240525	\$	239.05
20240625	\$	196.85
20240725	\$	156.72
20240825	\$	118.55
20240925	\$	82.25
20241025	\$	47.74
20241125	\$	14.92
20241225	\$	-

# gsgsr7f4g2 - Dec - 4A1

Date	1	2	3	4	5
30-Jul-03	100	100	100	100	100
25-Jul-04	97	87	86	86	86
25-Jul-05	94	70	66	66	66
25-Jul-06	91	52	47	47	39
25-Jul-07	88	36	29	29	17
25-Jul-08	85	22	15	15	6
25-Jul-09	81	8	7	7	2
25-Jul-10	77	3	3	3	0
25-Jul-11	73	1	1	1	0
25-Jul-12	68	1	1	1	0
25-Jul-13	63 *	*	*		0
25-Jul-14	58 *	*	*		0
25-Jul-15	52 *	*	*		0
25-Jul-16	46 *	*	*		0
25-Jul-17	40 *	*	*		0
25-Jul-18	33 *	*	*		0
25-Jul-19	26 *	*	*		0
25-Jul-20	18 *	*	*		0
25-Jul-21	10 *	*	*		0
25-Jul-22	1 *	*	*		0
25-Jul-23 *	*	*	*		0
25-Jul-24 *	*	*	*		0
25-Jul-25	0	0	0	0	0

WAL 11.56 3.34 3.074 3.074 2.695  
 Principal Windr Aug03-Dec24 Aug03-Dec24 Aug03-Dec24 Aug03-Dec24 Aug03-Jun10

LIBOR\_1MO 1.11 1.11 1.11 1.11 1.11  
 Prepay 0 PSA 125 PSA 300 PSA 600 PSA 800 PSA

## gsgsr7f4g2 - Dec - 4A2

Date	1	2	3	4	5
30-Jul-03	100	100	100	100	100
25-Jul-04	97	87	86	86	86
25-Jul-05	94	70	66	66	66
25-Jul-06	91	52	47	47	39
25-Jul-07	88	36	29	29	17
25-Jul-08	85	22	15	15	6
25-Jul-09	81	8	7	7	2
25-Jul-10	77	3	3	3	0
25-Jul-11	73	1	1	1	0
25-Jul-12	68	1	1	1	0
25-Jul-13	63 *	*	*		0
25-Jul-14	58 *	*	*		0
25-Jul-15	52 *	*	*		0
25-Jul-16	46 *	*	*		0
25-Jul-17	40 *	*	*		0
25-Jul-18	33 *	*	*		0
25-Jul-19	26 *	*	*		0
25-Jul-20	18 *	*	*		0
25-Jul-21	10 *	*	*		0
25-Jul-22	1 *	*	*		0
25-Jul-23 *	*	*	*		0
25-Jul-24 *	*	*	*		0
25-Jul-25	0	0	0	0	0

WAL 11.56 3.34 3.074 3.074 2.695

Principal Window

LIBOR\_1MO 1.11 1.11 1.11 1.11 1.11

Prepay 0 PSA 125 PSA 300 PSA 600 PSA 800 PSA

**gsgsr7f4g2 - Dec - 4F4**

Date	1	2	3	4	5
30-Jul-03	100	100	100	100	100
25-Jul-04	97	87	86	86	86
25-Jul-05	94	70	66	66	66
25-Jul-06	91	52	47	47	39
25-Jul-07	88	36	29	29	17
25-Jul-08	85	22	15	15	6
25-Jul-09	81	8	7	7	2
25-Jul-10	77	3	3	3	0
25-Jul-11	73	1	1	1	0
25-Jul-12	68	1	1	1	0
25-Jul-13	63 *	*	*		0
25-Jul-14	58 *	*	*		0
25-Jul-15	52 *	*	*		0
25-Jul-16	46 *	*	*		0
25-Jul-17	40 *	*	*		0
25-Jul-18	33 *	*	*		0
25-Jul-19	26 *	*	*		0
25-Jul-20	18 *	*	*		0
25-Jul-21	10 *	*	*		0
25-Jul-22	1 *	*	*		0
25-Jul-23 *	*	*	*		0
25-Jul-24 *	*	*	*		0
25-Jul-25	0	0	0	0	0

WAL 11.56 3.34 3.074 3.074 2.695

Principal Windr Aug03-Dec24 Aug03-Dec24 Aug03-Dec24 Aug03-Dec24 Aug03-Jun10

LIBOR\_1MO 1.11 1.11 1.11 1.11 1.11

Prepay 0 PSA 125 PSA 300 PSA 600 PSA 800 PSA

**gsgsr7f4g2 - Dec - 4S4**

Date	1	2	3	4	5
30-Jul-03	100	100	100	100	100
25-Jul-04	97	87	86	86	86
25-Jul-05	94	70	66	66	66
25-Jul-06	91	52	47	47	39
25-Jul-07	88	36	29	29	17
25-Jul-08	85	22	15	15	6
25-Jul-09	81	8	7	7	2
25-Jul-10	77	3	3	3	0
25-Jul-11	73	1	1	1	0
25-Jul-12	68	1	1	1	0
25-Jul-13	63 *	*	*		0
25-Jul-14	58 *	*	*		0
25-Jul-15	52 *	*	*		0
25-Jul-16	46 *	*	*		0
25-Jul-17	40 *	*	*		0
25-Jul-18	33 *	*	*		0
25-Jul-19	26 *	*	*		0
25-Jul-20	18 *	*	*		0
25-Jul-21	10 *	*	*		0
25-Jul-22	1 *	*	*		0
25-Jul-23 *	*	*	*		0
25-Jul-24 *	*	*	*		0
25-Jul-25	0	0	0	0	0

WAL 11.56 3.34 3.074 3.074 2.695

Principal Windr Aug03-Dec24 Aug03-Dec24 Aug03-Dec24 Aug03-Dec24 Aug03-Jun10

LIBOR\_1MO 1.11 1.11 1.11 1.11 1.11

Prepay 0 PSA 125 PSA 300 PSA 600 PSA 800 PSA

**gsgsr7f4g2 - Dec - 4F1**

Date	1	2	3	4	5
30-Jul-03	100	100	100	100	100
25-Jul-04	100	100	90	70	57
25-Jul-05	100	100	77	36	13
25-Jul-06	100	100	67	17	0
25-Jul-07	100	100	60	9	0
25-Jul-08	100	100	55	7	0
25-Jul-09	100	100	47	5	0
25-Jul-10	100	94	40	4	0
25-Jul-11	100	86	33	2	0
25-Jul-12	100	78	26	2	0
25-Jul-13	100	71	21	1	0
25-Jul-14	100	64	17	1	0
25-Jul-15	100	57	14 *		0
25-Jul-16	100	51	11 *		0
25-Jul-17	100	46	8 *		0
25-Jul-18	100	40	7 *		0
25-Jul-19	100	36	5 *		0
25-Jul-20	100	31	4 *		0
25-Jul-21	100	27	3 *		0
25-Jul-22	100	23	2 *		0
25-Jul-23	94	20	2 *		0
25-Jul-24	85	17	1 *		0
25-Jul-25	77	14	1 *		0
25-Jul-26	67	11	1 *		0
25-Jul-27	57	9	1 *		0
25-Jul-28	47	7 *	*		0
25-Jul-29	35	5 *	*		0
25-Jul-30	23	3 *	*		0
25-Jul-31	10	1 *	*		0
25-Jul-32	0	0	0	0	0

WAL                    24.481        14.444        6.449        2.074        1.197  
 Principal Wind: Sep22-Apr32   Sep09-Apr32   Aug03-Apr32   Aug03-Apr32   Aug03-Feb06

LIBOR\_1MO            1.11           1.11           1.11           1.11           1.11  
 Prepay                0 PSA        125 PSA       300 PSA       600 PSA       800 PSA



**gsgsr7f4g2 - Dec - 4S1**

Date	1	2	3	4	5
30-Jul-03	100	100	100	100	100
25-Jul-04	100	100	90	70	57
25-Jul-05	100	100	77	36	13
25-Jul-06	100	100	67	17	0
25-Jul-07	100	100	60	9	0
25-Jul-08	100	100	55	7	0
25-Jul-09	100	100	47	5	0
25-Jul-10	100	94	40	4	0
25-Jul-11	100	86	33	2	0
25-Jul-12	100	78	26	2	0
25-Jul-13	100	71	21	1	0
25-Jul-14	100	64	17	1	0
25-Jul-15	100	57	14 *		0
25-Jul-16	100	51	11 *		0
25-Jul-17	100	46	8 *		0
25-Jul-18	100	40	7 *		0
25-Jul-19	100	36	5 *		0
25-Jul-20	100	31	4 *		0
25-Jul-21	100	27	3 *		0
25-Jul-22	100	23	2 *		0
25-Jul-23	94	20	2 *		0
25-Jul-24	85	17	1 *		0
25-Jul-25	77	14	1 *		0
25-Jul-26	67	11	1 *		0
25-Jul-27	57	9	1 *		0
25-Jul-28	47	7 *	*		0
25-Jul-29	35	5 *	*		0
25-Jul-30	23	3 *	*		0
25-Jul-31	10	1 *	*		0
25-Jul-32	0	0	0	0	0

WAL                    24.481        14.444        6.449        2.074        1.197  
 Principal Windt Sep22-Apr32 Sep09-Apr32 Aug03-Apr32 Aug03-Apr32 Aug03-Feb06

LIBOR\_1MO            1.11            1.11            1.11            1.11            1.11  
 Prepay            0 PSA            125 PSA        300 PSA        600 PSA        800 PSA

**gsgsr7f4g2 - Dec - 4F2**

Date	1	2	3	4	5
30-Jul-03	100	100	100	100	100
25-Jul-04	100	100	90	70	57
25-Jul-05	100	100	77	36	13
25-Jul-06	100	100	67	17	0
25-Jul-07	100	100	60	9	0
25-Jul-08	100	100	55	7	0
25-Jul-09	100	100	47	5	0
25-Jul-10	100	94	40	4	0
25-Jul-11	100	86	33	2	0
25-Jul-12	100	78	26	2	0
25-Jul-13	100	71	21	1	0
25-Jul-14	100	64	17	1	0
25-Jul-15	100	57	14 *		0
25-Jul-16	100	51	11 *		0
25-Jul-17	100	46	8 *		0
25-Jul-18	100	40	7 *		0
25-Jul-19	100	36	5 *		0
25-Jul-20	100	31	4 *		0
25-Jul-21	100	27	3 *		0
25-Jul-22	100	23	2 *		0
25-Jul-23	94	20	2 *		0
25-Jul-24	85	17	1 *		0
25-Jul-25	77	14	1 *		0
25-Jul-26	67	11	1 *		0
25-Jul-27	57	9	1 *		0
25-Jul-28	47	7 *	*		0
25-Jul-29	35	5 *	*		0
25-Jul-30	23	3 *	*		0
25-Jul-31	10	1 *	*		0
25-Jul-32	0	0	0	0	0

WAL                    24.481            14.444            6.449            2.074            1.197  
 Principal Windt Sep22-Apr32   Sep09-Apr32   Aug03-Apr32   Aug03-Apr32   Aug03-Feb06

LIBOR\_1MO            1.11            1.11            1.11            1.11            1.11  
 Prepay            0 PSA            125 PSA            300 PSA            600 PSA            800 PSA

**gsgsr7f4g2 - Dec - 4S2**

Date	1	2	3	4	5
30-Jul-03	100	100	100	100	100
25-Jul-04	100	100	90	70	57
25-Jul-05	100	100	77	36	13
25-Jul-06	100	100	67	17	0
25-Jul-07	100	100	60	9	0
25-Jul-08	100	100	55	7	0
25-Jul-09	100	100	47	5	0
25-Jul-10	100	94	40	4	0
25-Jul-11	100	86	33	2	0
25-Jul-12	100	78	26	2	0
25-Jul-13	100	71	21	1	0
25-Jul-14	100	64	17	1	0
25-Jul-15	100	57	14 *		0
25-Jul-16	100	51	11 *		0
25-Jul-17	100	46	8 *		0
25-Jul-18	100	40	7 *		0
25-Jul-19	100	36	5 *		0
25-Jul-20	100	31	4 *		0
25-Jul-21	100	27	3 *		0
25-Jul-22	100	23	2 *		0
25-Jul-23	94	20	2 *		0
25-Jul-24	85	17	1 *		0
25-Jul-25	77	14	1 *		0
25-Jul-26	67	11	1 *		0
25-Jul-27	57	9	1 *		0
25-Jul-28	47	7 *	*		0
25-Jul-29	35	5 *	*		0
25-Jul-30	23	3 *	*		0
25-Jul-31	10	1 *	*		0
25-Jul-32	0	0	0	0	0

WAL                    24.481        14.444        6.449        2.074        1.197  
 Principal Wind: Sep22-Apr32   Sep09-Apr32   Aug03-Apr32   Aug03-Apr32   Aug03-Feb06

LIBOR\_1MO            1.11           1.11           1.11           1.11           1.11  
 Prepay                0 PSA        125 PSA       300 PSA       600 PSA       800 PSA

**gsgsr7f4g2 - Dec - 4F3**

Date	1	2	3	4	5
30-Jul-03	100	100	100	100	100
25-Jul-04	100	100	90	70	57
25-Jul-05	100	100	77	36	13
25-Jul-06	100	100	67	17	0
25-Jul-07	100	100	60	9	0
25-Jul-08	100	100	55	7	0
25-Jul-09	100	100	47	5	0
25-Jul-10	100	94	40	4	0
25-Jul-11	100	86	33	2	0
25-Jul-12	100	78	26	2	0
25-Jul-13	100	71	21	1	0
25-Jul-14	100	64	17	1	0
25-Jul-15	100	57	14 *		0
25-Jul-16	100	51	11 *		0
25-Jul-17	100	46	8 *		0
25-Jul-18	100	40	7 *		0
25-Jul-19	100	36	5 *		0
25-Jul-20	100	31	4 *		0
25-Jul-21	100	27	3 *		0
25-Jul-22	100	23	2 *		0
25-Jul-23	94	20	2 *		0
25-Jul-24	85	17	1 *		0
25-Jul-25	77	14	1 *		0
25-Jul-26	67	11	1 *		0
25-Jul-27	57	9	1 *		0
25-Jul-28	47	7 *	*		0
25-Jul-29	35	5 *	*		0
25-Jul-30	23	3 *	*		0
25-Jul-31	10	1 *	*		0
25-Jul-32	0	0	0	0	0

WAL                    24.481            14.444            6.449            2.074            1.197  
 Principal Wind: Sep22-Apr32   Sep09-Apr32   Aug03-Apr32   Aug03-Apr32   Aug03-Feb06

LIBOR\_1MO            1.11            1.11            1.11            1.11            1.11  
 Prepay            0 PSA            125 PSA            300 PSA            600 PSA            800 PSA

**gsgsr7f4g2 - Dec - 4S3**

Date	1	2	3	4	5
30-Jul-03	100	100	100	100	100
25-Jul-04	100	100	90	70	57
25-Jul-05	100	100	77	36	13
25-Jul-06	100	100	67	17	0
25-Jul-07	100	100	60	9	0
25-Jul-08	100	100	55	7	0
25-Jul-09	100	100	47	5	0
25-Jul-10	100	94	40	4	0
25-Jul-11	100	86	33	2	0
25-Jul-12	100	78	26	2	0
25-Jul-13	100	71	21	1	0
25-Jul-14	100	64	17	1	0
25-Jul-15	100	57	14 *		0
25-Jul-16	100	51	11 *		0
25-Jul-17	100	46	8 *		0
25-Jul-18	100	40	7 *		0
25-Jul-19	100	36	5 *		0
25-Jul-20	100	31	4 *		0
25-Jul-21	100	27	3 *		0
25-Jul-22	100	23	2 *		0
25-Jul-23	94	20	2 *		0
25-Jul-24	85	17	1 *		0
25-Jul-25	77	14	1 *		0
25-Jul-26	67	11	1 *		0
25-Jul-27	57	9	1 *		0
25-Jul-28	47	7 *	*		0
25-Jul-29	35	5 *	*		0
25-Jul-30	23	3 *	*		0
25-Jul-31	10	1 *	*		0
25-Jul-32	0	0	0	0	0

WAL                    24.481        14.444        6.449        2.074        1.197  
 Principal Windr Sep22-Apr32   Sep09-Apr32   Aug03-Apr32   Aug03-Apr32   Aug03-Feb06

LIBOR\_1MO            1.11            1.11            1.11            1.11            1.11  
 Prepay            0 PSA            125 PSA        300 PSA        600 PSA        800 PSA

# gsgsr7f4g2 - Dec - 4SUB

Date	1	2	3	4	5
30-Jul-03	100	100	100	100	100
25-Jul-04	99	99	99	99	99
25-Jul-05	97	97	97	97	97
25-Jul-06	96	96	96	96	96
25-Jul-07	95	95	95	95	95
25-Jul-08	93	93	93	93	93
25-Jul-09	91	89	86	80	75
25-Jul-10	90	85	78	66	53
25-Jul-11	88	79	68	49	27
25-Jul-12	86	73	56	34	14
25-Jul-13	83	65	45	21	7
25-Jul-14	81	59	36	13	4
25-Jul-15	79	53	29	8	2
25-Jul-16	76	47	23	5	1
25-Jul-17	73	42	18	3 *	
25-Jul-18	70	37	14	2 *	
25-Jul-19	67	33	11	1 *	
25-Jul-20	63	29	9	1 *	
25-Jul-21	60	25	7 *	*	
25-Jul-22	56	22	5 *	*	
25-Jul-23	51	19	4 *	*	
25-Jul-24	47	16	3 *	*	
25-Jul-25	42	13	2 *	*	
25-Jul-26	37	11	2 *	*	
25-Jul-27	32	8	1 *	*	
25-Jul-28	26	6	1 *	*	
25-Jul-29	19	4 *	*	*	
25-Jul-30	13	3 *	*	*	
25-Jul-31	6	1 *	*	*	
25-Jul-32	0	0	0	0	0

WAL 18.664 13.504 10.281 8.144 7.147  
 Principal Windr Aug03-Apr32 Aug03-Apr32 Aug03-Apr32 Aug03-Apr32 Aug03-Apr32

LIBOR\_1MO 1.11 1.11 1.11 1.11 1.11  
 Prepay 0 PSA 125 PSA 300 PSA 600 PSA 800 PSA

## gsgsr7f4g2 - Dec - COLLAT

Date	1	2	3	4	5
30-Jul-03	100	100	100	100	100
25-Jul-04	99	94	88	78	71
25-Jul-05	97	87	72	51	38
25-Jul-06	96	79	59	32	20
25-Jul-07	95	72	47	20	10
25-Jul-08	93	65	38	13	5
25-Jul-09	91	59	31	8	3
25-Jul-10	90	54	25	5	1
25-Jul-11	88	49	20	3	1
25-Jul-12	86	44	16	2 *	
25-Jul-13	83	40	13	1 *	
25-Jul-14	81	36	10	1 *	
25-Jul-15	79	32	8 *	*	
25-Jul-16	76	29	6 *	*	
25-Jul-17	73	25	5 *	*	
25-Jul-18	70	23	4 *	*	
25-Jul-19	67	20	3 *	*	
25-Jul-20	63	17	2 *	*	
25-Jul-21	60	15	2 *	*	
25-Jul-22	56	13	1 *	*	
25-Jul-23	51	11	1 *	*	
25-Jul-24	47	9	1 *	*	
25-Jul-25	42	8	1 *	*	
25-Jul-26	37	6 *	*	*	
25-Jul-27	32	5 *	*	*	
25-Jul-28	26	4 *	*	*	
25-Jul-29	19	3 *	*	*	
25-Jul-30	13	2 *	*	*	
25-Jul-31	6	1 *	*	*	
25-Jul-32	0	0	0	0	0

WAL 18.664 9.546 5.063 2.664 2.003  
 Principal Windr Aug03-Apr32 Aug03-Apr32 Aug03-Apr32 Aug03-Apr32 Aug03-Apr32

LIBOR\_1MO 1.11 1.11 1.11 1.11 1.11  
 Prepay 0 PSA 125 PSA 300 PSA 600 PSA 800 PSA

## GSR 03-7F - Collateral Track 5

		Collateral		
Balance		WAC	WAM	WAL
\$440,602,280.00		6.8	345	2.66764

		Assumptions	
Settlement	30-Jul-2003	Prepay	600 PSA
1st Pay Date	25-Aug-2003	Libor	1.1 %

Tranche Name	Balance	Coupon	Principal Window	Avg Life	Dated Date	Notes
5F1	68,766,400.00	1.5	08/03 - 08/13	2.98667	25-Jul-03	FLT PAC bands 225-625 0 delay, 7.5 cap Libor + 40 bps
5S1	17,191,600.00	24	08/03 - 08/13	2.98667	25-Jul-03	INV PAC bands 225-625 0 delay, 0 Floor 28.4 -4xLibor
5F2	68,766,400.00	1.55	08/03 - 08/13	2.98667	25-Jul-03	FLT PAC bands 225-625 0 delay, 7.5 cap Libor + 45 bps
5S2	17,191,600.00	23.8	08/03 - 08/13	2.98667	25-Jul-03	INV PAC bands 225-625 0 delay, 0 Floor 28.2-4xlibor
5F3	68,766,400.00	1.6	08/03 - 08/13	2.98667	25-Jul-03	FLT PAC bands 225-625 0 delay, 7.5 cap Libor + 50 bps
5S3	17,191,600.00	23.6	08/03 - 08/13	2.98667	25-Jul-03	INV PAC bands 225-625 0 delay, 0 Floor 28-4xlibor
5A1	2,000,000.00	6	08/13 - 11/29	12.05278	01-Jul-03	FIX PAC bands 225-625
5F4	33,810,400.00	1.85	08/03 - 04/32	1.69024	25-Jul-03	FLT SUP 0 delay, 7.5 cap Libor + 75 bps
5S4	8,452,600.00	22.6	08/03 - 04/32	1.69024	25-Jul-03	INV SUP 0 delay, 0 Floor 27-4xlibor
5F5	33,810,400.00	1.9	08/03 - 04/32	1.69024	25-Jul-03	FLT SUP 0 delay, 7.5 cap Libor + 80 bps
5S5	8,452,600.00	22.4	08/03 - 04/32	1.69024	25-Jul-03	INV SUP 0 delay, 0 Floor 26.8-4xlibor
5F6	33,810,400.00	2	08/03 - 04/32	1.69024	25-Jul-03	FLT SUP 0 delay, 7.5 cap Libor + 90 bps
5S6	8,452,600.00	22	08/03 - 04/32	1.69024	25-Jul-03	INV SUP 0 delay, 0 Floor 26.4-4xlibor
5F7	33,810,400.00	2.1	08/03 - 04/32	1.69024	25-Jul-03	FLT SUP 0 delay, 7.5 cap Libor + 100 bps
5S7	8,452,600.00	21.6	08/03 - 04/32	1.69024	25-Jul-03	INV SUP 0 delay, 0 Floor 26-4xlibor
5SUB	11,676,280.00	6	08/03 - 04/32	8.16521	01-Jul-03	FIX

### Pay Rules:

Pay PAC scheduled amount as follows:

- 1) pro rata to 5F1, 5S1, 5F2, 5S2, 5F3, 5S3
- 2) to 5A1

Pay 5F4, 5S4, 5F5, 5S5, 5F6, 5S6, 5F7, 5S7 pro rata to zero

Pay 5F1, 5S1, 5F2, 5S2, 5F3, 5S3 pro rata to zero.

Pay 5A1 to zero.



20030725	\$	259,874,000.00
20030825	\$	257,438,954.81
20030925	\$	254,841,738.18
20031025	\$	252,084,570.50
20031125	\$	249,169,860.10
20031225	\$	246,100,200.18
20040125	\$	242,878,365.27
20040225	\$	239,507,307.33
20040325	\$	235,990,151.57
20040425	\$	232,330,191.83
20040525	\$	228,530,885.64
20040625	\$	224,595,848.95
20040725	\$	220,528,850.56
20040825	\$	216,333,806.18
20040925	\$	212,014,772.26
20041025	\$	207,575,939.42
20041125	\$	203,021,625.77
20041225	\$	198,356,269.80
20050125	\$	193,584,423.16
20050225	\$	188,710,743.12
20050325	\$	183,898,337.39
20050425	\$	179,146,455.02
20050525	\$	174,454,354.15
20050625	\$	169,821,301.96
20050725	\$	165,246,574.55
20050825	\$	160,729,456.80
20050925	\$	156,269,242.32
20051025	\$	151,865,233.29
20051125	\$	147,516,740.39
20051225	\$	143,223,082.67
20060125	\$	138,983,587.50
20060225	\$	134,797,590.38
20060325	\$	130,664,434.96
20060425	\$	126,583,472.84
20060525	\$	122,554,063.51
20060625	\$	118,575,574.28
20060725	\$	114,647,380.14
20060825	\$	110,768,863.70
20060925	\$	106,939,415.09
20061025	\$	103,158,431.87
20061125	\$	99,425,318.91
20061225	\$	95,739,488.36
20070125	\$	92,100,359.51
20070225	\$	88,507,358.74
20070325	\$	84,959,919.41
20070425	\$	81,457,481.79
20070525	\$	77,999,492.94
20070625	\$	74,585,406.71
20070725	\$	71,214,683.57
20070825	\$	67,965,510.87
20070925	\$	64,845,165.99
20071025	\$	61,848,592.43

20071125	\$	58,970,931.64
20071225	\$	56,207,515.25
20080125	\$	53,553,857.69
20080225	\$	51,005,649.01
20080325	\$	48,558,748.07
20080425	\$	46,209,175.91
20080525	\$	43,953,109.46
20080625	\$	41,786,875.42
20080725	\$	39,706,944.41
20080825	\$	37,835,280.24
20080925	\$	36,041,470.25
20081025	\$	34,322,403.77
20081125	\$	32,675,092.62
20081225	\$	31,096,666.31
20090125	\$	29,584,367.45
20090225	\$	28,135,547.30
20090325	\$	26,747,661.55
20090425	\$	25,418,266.20
20090525	\$	24,145,013.64
20090625	\$	22,925,648.88
20090725	\$	21,758,005.95
20090825	\$	20,675,722.47
20090925	\$	19,640,012.24
20091025	\$	18,648,978.85
20091125	\$	17,700,801.33
20091225	\$	16,793,731.11
20100125	\$	15,926,089.26
20100225	\$	15,096,263.69
20100325	\$	14,302,706.53
20100425	\$	13,543,931.62
20100525	\$	12,818,512.07
20100625	\$	12,125,077.92
20100725	\$	11,462,313.91
20100825	\$	10,887,140.78
20100925	\$	10,337,734.67
20101025	\$	9,813,006.57
20101125	\$	9,311,911.98
20101225	\$	8,833,449.16
20110125	\$	8,376,657.39
20110225	\$	7,940,615.34
20110325	\$	7,524,439.48
20110425	\$	7,127,282.57
20110525	\$	6,748,332.17
20110625	\$	6,386,809.31
20110725	\$	6,041,967.07
20110825	\$	5,756,150.42
20110925	\$	5,483,140.97
20111025	\$	5,222,385.75
20111125	\$	4,973,355.05
20111225	\$	4,735,541.43
20120125	\$	4,508,458.84
20120225	\$	4,291,641.72

20120325	\$	4,084,644.14
20120425	\$	3,887,039.00
20120525	\$	3,698,417.26
20120625	\$	3,518,387.19
20120725	\$	3,346,573.64
20120825	\$	3,211,548.30
20120925	\$	3,081,922.73
20121025	\$	2,957,482.47
20121125	\$	2,838,021.57
20121225	\$	2,723,342.17
20130125	\$	2,613,254.27
20130225	\$	2,507,575.36
20130325	\$	2,406,130.12
20130425	\$	2,308,750.20
20130525	\$	2,215,273.88
20130625	\$	2,125,545.84
20130725	\$	2,039,416.91
20130825	\$	1,956,743.82
20130925	\$	1,877,388.96
20131025	\$	1,801,220.17
20131125	\$	1,728,110.53
20131225	\$	1,657,938.13
20140125	\$	1,590,585.90
20140225	\$	1,525,941.40
20140325	\$	1,463,896.65
20140425	\$	1,404,347.94
20140525	\$	1,347,195.68
20140625	\$	1,292,344.23
20140725	\$	1,239,701.72
20140825	\$	1,189,179.95
20140925	\$	1,140,694.20
20141025	\$	1,094,163.13
20141125	\$	1,049,508.61
20141225	\$	1,006,655.62
20150125	\$	965,532.12
20150225	\$	926,068.93
20150325	\$	888,199.60
20150425	\$	851,860.36
20150525	\$	816,989.93
20150625	\$	783,529.50
20150725	\$	751,422.57
20150825	\$	720,614.91
20150925	\$	691,054.44
20151025	\$	662,691.15
20151125	\$	635,477.01
20151225	\$	609,365.93
20160125	\$	584,313.63
20160225	\$	560,277.59
20160325	\$	537,217.01
20160425	\$	515,092.70
20160525	\$	493,867.03
20160625	\$	473,503.87

20160725	\$	453,968.53
20160825	\$	435,227.73
20160925	\$	417,249.47
20161025	\$	400,003.06
20161125	\$	383,459.04
20161225	\$	367,589.10
20170125	\$	352,366.09
20170225	\$	337,763.91
20170325	\$	323,757.54
20170425	\$	310,322.94
20170525	\$	297,437.03
20170625	\$	285,077.67
20170725	\$	273,223.57
20170825	\$	261,854.34
20170925	\$	250,950.37
20171025	\$	240,492.86
20171125	\$	230,463.73
20171225	\$	220,845.66
20180125	\$	211,622.01
20180225	\$	202,776.80
20180325	\$	194,294.70
20180425	\$	186,161.00
20180525	\$	178,361.56
20180625	\$	170,882.83
20180725	\$	163,711.79
20180825	\$	156,835.95
20180925	\$	150,243.33
20181025	\$	143,922.40
20181125	\$	137,862.14
20181225	\$	132,051.93
20190125	\$	126,481.60
20190225	\$	121,141.39
20190325	\$	116,021.93
20190425	\$	111,114.22
20190525	\$	106,409.63
20190625	\$	101,899.87
20190725	\$	97,577.01
20190825	\$	93,433.40
20190925	\$	89,461.73
20191025	\$	85,654.97
20191125	\$	82,006.39
20191225	\$	78,509.50
20200125	\$	75,158.11
20200225	\$	71,946.25
20200325	\$	68,868.22
20200425	\$	65,918.52
20200525	\$	63,091.89
20200625	\$	60,383.29
20200725	\$	57,787.87
20200825	\$	55,300.98
20200925	\$	52,918.16
20201025	\$	50,635.13

20201125	\$	48,447.78
20201225	\$	46,352.19
20210125	\$	44,344.56
20210225	\$	42,421.27
20210325	\$	40,578.85
20210425	\$	38,813.96
20210525	\$	37,123.40
20210625	\$	35,504.09
20210725	\$	33,953.10
20210825	\$	32,467.59
20210925	\$	31,044.86
20211025	\$	29,682.30
20211125	\$	28,377.43
20211225	\$	27,127.85
20220125	\$	25,931.27
20220225	\$	24,785.48
20220325	\$	23,688.38
20220425	\$	22,637.94
20220525	\$	21,632.23
20220625	\$	20,669.37
20220725	\$	19,747.58
20220825	\$	18,865.15
20220925	\$	18,020.45
20221025	\$	17,211.88
20221125	\$	16,437.95
20221225	\$	15,697.21
20230125	\$	14,988.26
20230225	\$	14,309.78
20230325	\$	13,660.49
20230425	\$	13,039.16
20230525	\$	12,444.62
20230625	\$	11,875.74
20230725	\$	11,331.45
20230825	\$	10,810.71
20230925	\$	10,312.54
20231025	\$	9,835.97
20231125	\$	9,380.09
20231225	\$	8,944.05
20240125	\$	8,526.98
20240225	\$	8,128.10
20240325	\$	7,746.64
20240425	\$	7,381.84
20240525	\$	7,033.02
20240625	\$	6,699.49
20240725	\$	6,380.59
20240825	\$	6,075.72
20240925	\$	5,784.27
20241025	\$	5,505.66
20241125	\$	5,239.36
20241225	\$	4,984.83
20250125	\$	4,741.58
20250225	\$	4,509.11

20250325	\$	4,286.98
20250425	\$	4,074.73
20250525	\$	3,871.94
20250625	\$	3,678.20
20250725	\$	3,493.13
20250825	\$	3,316.35
20250925	\$	3,147.51
20251025	\$	2,986.26
20251125	\$	2,832.27
20251225	\$	2,685.23
20260125	\$	2,544.84
20260225	\$	2,410.81
20260325	\$	2,282.87
20260425	\$	2,160.74
20260525	\$	2,044.18
20260625	\$	1,932.95
20260725	\$	1,826.80
20260825	\$	1,725.52
20260925	\$	1,628.90
20261025	\$	1,536.73
20261125	\$	1,448.82
20261225	\$	1,364.97
20270125	\$	1,285.02
20270225	\$	1,208.78
20270325	\$	1,136.10
20270425	\$	1,066.82
20270525	\$	1,000.78
20270625	\$	937.84
20270725	\$	877.87
20270825	\$	820.73
20270925	\$	766.30
20271025	\$	714.45
20271125	\$	665.08
20271225	\$	618.06
20280125	\$	573.30
20280225	\$	530.69
20280325	\$	490.13
20280425	\$	451.54
20280525	\$	414.82
20280625	\$	379.89
20280725	\$	346.67
20280825	\$	315.08
20280925	\$	285.05
20281025	\$	256.49
20281125	\$	229.36
20281225	\$	203.58
20290125	\$	179.09
20290225	\$	155.82
20290325	\$	133.74
20290425	\$	112.77
20290525	\$	92.86
20290625	\$	73.98

20290725	\$	56.07
20290825	\$	39.08
20290925	\$	22.97
20291025	\$	7.70
20291125	\$	-

# gsgsr7FT5 - Dec - 5A1

Date	1	2	3	4	5
30-Jul-03	100	100	100	100	100
25-Jul-04	100	100	100	100	100
25-Jul-05	100	100	100	100	100
25-Jul-06	100	100	100	100	100
25-Jul-07	100	100	100	100	100
25-Jul-08	100	100	100	100	100
25-Jul-09	100	100	100	100	100
25-Jul-10	100	100	100	100	0
25-Jul-11	100	100	100	100	0
25-Jul-12	100	100	100	100	0
25-Jul-13	100	100	100	100	0
25-Jul-14	100	62	62	62	0
25-Jul-15	100	38	38	38	0
25-Jul-16	100	23	23	23	0
25-Jul-17	100	14	14	14	0
25-Jul-18	100	8	8	8	0
25-Jul-19	100	5	5	5	0
25-Jul-20	100	3	3	3	0
25-Jul-21	100	2	2	2	0
25-Jul-22	100	1	1	1	0
25-Jul-23	100	1	1	1	0
25-Jul-24	100 *	*	*		0
25-Jul-25	100 *	*	*		0
25-Jul-26 *	*	*	*		0
25-Jul-27 *	*	*	*		0
25-Jul-28 *	*	*	*		0
25-Jul-29 *	*	*	*		0
25-Jul-30	0	0	0	0	0

WAL 22.64821 12.05278 12.05278 12.05278 6.42636  
 Principal Wind Feb26-Nov29 Aug13-Nov29 Aug13-Nov29 Aug13-Nov29 Sep09-Apr10

LIBOR\_1MO 1.1 1.1 1.1 1.1 1.1  
 Prepay 0 PSA 125 PSA 350 PSA 600 PSA 800 PSA



# gsgsr7FT5 - Dec - 5F1

Date	1	2	3	4	5
30-Jul-03	100	100	100	100	100
25-Jul-04	98	91	85	85	85
25-Jul-05	96	77	63	63	60
25-Jul-06	94	65	44	44	28
25-Jul-07	91	53	27	27	12
25-Jul-08	89	42	15	15	4
25-Jul-09	86	32	8	8 *	
25-Jul-10	83	22	4	4	0
25-Jul-11	80	14	2	2	0
25-Jul-12	77	6	1	1	0
25-Jul-13	73 *	*	*		0
25-Jul-14	69	0	0	0	0
25-Jul-15	65	0	0	0	0
25-Jul-16	61	0	0	0	0
25-Jul-17	56	0	0	0	0
25-Jul-18	51	0	0	0	0
25-Jul-19	46	0	0	0	0
25-Jul-20	40	0	0	0	0
25-Jul-21	34	0	0	0	0
25-Jul-22	27	0	0	0	0
25-Jul-23	20	0	0	0	0
25-Jul-24	13	0	0	0	0
25-Jul-25	5	0	0	0	0
25-Jul-26	0	0	0	0	0

WAL 14.08986 4.52747 2.98667 2.98667 2.41176  
 Principal Windr Aug03-Feb26 Aug03-Aug13 Aug03-Aug13 Aug03-Aug13 Aug03-Sep09

LIBOR\_1MO 1.1 1.1 1.1 1.1 1.1  
 Prepay 0 PSA 125 PSA 350 PSA 600 PSA 800 PSA

**gsgsr7FT5 - Dec - 5S1**

Date	1	2	3	4	5
30-Jul-03	100	100	100	100	100
25-Jul-04	98	91	85	85	85
25-Jul-05	96	77	63	63	60
25-Jul-06	94	65	44	44	28
25-Jul-07	91	53	27	27	12
25-Jul-08	89	42	15	15	4
25-Jul-09	86	32	8	8 *	
25-Jul-10	83	22	4	4	0
25-Jul-11	80	14	2	2	0
25-Jul-12	77	6	1	1	0
25-Jul-13	73 *	*	*		0
25-Jul-14	69	0	0	0	0
25-Jul-15	65	0	0	0	0
25-Jul-16	61	0	0	0	0
25-Jul-17	56	0	0	0	0
25-Jul-18	51	0	0	0	0
25-Jul-19	46	0	0	0	0
25-Jul-20	40	0	0	0	0
25-Jul-21	34	0	0	0	0
25-Jul-22	27	0	0	0	0
25-Jul-23	20	0	0	0	0
25-Jul-24	13	0	0	0	0
25-Jul-25	5	0	0	0	0
25-Jul-26	0	0	0	0	0

WAL 14.08986 4.52747 2.98667 2.98667 2.41176  
 Principal Wind: Aug03-Feb26 Aug03-Aug13 Aug03-Aug13 Aug03-Aug13 Aug03-Sep09

LIBOR\_1MO 1.1 1.1 1.1 1.1 1.1  
 Prepay 0 PSA 125 PSA 350 PSA 600 PSA 800 PSA

# gsgsr7FT5 - Dec - 5F4

Date	1	2	3	4	5
30-Jul-03	100	100	100	100	100
25-Jul-04	100	100	89	66	48
25-Jul-05	100	100	74	28	0
25-Jul-06	100	100	65	9	0
25-Jul-07	100	100	60	4	0
25-Jul-08	100	100	54	3	0
25-Jul-09	100	100	47	2	0
25-Jul-10	100	100	39	2	0
25-Jul-11	100	100	31	1	0
25-Jul-12	100	100	25	1	0
25-Jul-13	100	98	19	1	0
25-Jul-14	100	89	15 *		0
25-Jul-15	100	80	12 *		0
25-Jul-16	100	72	9 *		0
25-Jul-17	100	64	7 *		0
25-Jul-18	100	57	5 *		0
25-Jul-19	100	50	4 *		0
25-Jul-20	100	44	3 *		0
25-Jul-21	100	38	2 *		0
25-Jul-22	100	33	2 *		0
25-Jul-23	100	28	1 *		0
25-Jul-24	100	24	1 *		0
25-Jul-25	100	20	1 *		0
25-Jul-26	96	16 *	*		0
25-Jul-27	81	13 *	*		0
25-Jul-28	66	10 *	*		0
25-Jul-29	50	7 *	*		0
25-Jul-30	33	4 *	*		0
25-Jul-31	15	2 *	*		0
25-Jul-32	0	0	0	0	0

WAL                    25.94439    17.01356    6.1738    1.69024    0.9794  
 Principal Windx Mar26-Apr32   Jun13-Apr32   Aug03-Apr32   Aug03-Apr32   Aug03-Jun05

LIBOR\_1MO            1.1            1.1            1.1            1.1            1.1  
 Prepay                0 PSA            125 PSA        350 PSA        600 PSA        800 PSA

# gsgsr7FT5 - Dec - 5S4

Date	1	2	3	4	5
30-Jul-03	100	100	100	100	100
25-Jul-04	100	100	89	66	48
25-Jul-05	100	100	74	28	0
25-Jul-06	100	100	65	9	0
25-Jul-07	100	100	60	4	0
25-Jul-08	100	100	54	3	0
25-Jul-09	100	100	47	2	0
25-Jul-10	100	100	39	2	0
25-Jul-11	100	100	31	1	0
25-Jul-12	100	100	25	1	0
25-Jul-13	100	98	19	1	0
25-Jul-14	100	89	15 *		0
25-Jul-15	100	80	12 *		0
25-Jul-16	100	72	9 *		0
25-Jul-17	100	64	7 *		0
25-Jul-18	100	57	5 *		0
25-Jul-19	100	50	4 *		0
25-Jul-20	100	44	3 *		0
25-Jul-21	100	38	2 *		0
25-Jul-22	100	33	2 *		0
25-Jul-23	100	28	1 *		0
25-Jul-24	100	24	1 *		0
25-Jul-25	100	20	1 *		0
25-Jul-26	96	16 *	*		0
25-Jul-27	81	13 *	*		0
25-Jul-28	66	10 *	*		0
25-Jul-29	50	7 *	*		0
25-Jul-30	33	4 *	*		0
25-Jul-31	15	2 *	*		0
25-Jul-32	0	0	0	0	0

WAL 25.94439 17.01356 6.1738 1.69024 0.9794  
 Principal Wind Mar26-Apr32 Jun13-Apr32 Aug03-Apr32 Aug03-Apr32 Aug03-Jun05

LIBOR\_1MO 1.1 1.1 1.1 1.1 1.1  
 Prepay 0 PSA 125 PSA 350 PSA 600 PSA 800 PSA

# gsgsr7FT5 - Dec - 5SUB

Date	1	2	3	4	5
30-Jul-03	100	100	100	100	100
25-Jul-04	99	99	99	99	99
25-Jul-05	98	98	98	98	98
25-Jul-06	96	96	96	96	96
25-Jul-07	95	95	95	95	95
25-Jul-08	93	93	93	93	93
25-Jul-09	92	90	85	80	76
25-Jul-10	90	85	76	66	51
25-Jul-11	88	80	65	50	26
25-Jul-12	86	73	53	34	13
25-Jul-13	84	66	40	21	7
25-Jul-14	82	59	31	13	3
25-Jul-15	79	53	24	8	2
25-Jul-16	77	48	18	5	1
25-Jul-17	74	42	14	3 *	
25-Jul-18	71	38	10	2 *	
25-Jul-19	67	33	8	1 *	
25-Jul-20	64	29	6	1 *	
25-Jul-21	60	25	4 *	*	
25-Jul-22	56	22	3 *	*	
25-Jul-23	52	19	2 *	*	
25-Jul-24	48	16	2 *	*	
25-Jul-25	43	13	1 *	*	
25-Jul-26	38	11	1 *	*	
25-Jul-27	32	8	1 *	*	
25-Jul-28	26	6 *	*	*	
25-Jul-29	20	4 *	*	*	
25-Jul-30	13	3 *	*	*	
25-Jul-31	6	1 *	*	*	
25-Jul-32	0	0	0	0	0

WAL 18.80198 13.57715 9.78251 8.16521 7.10923  
 Principal Windr Aug03-Apr32 Aug03-Apr32 Aug03-Apr32 Aug03-Apr32 Aug03-Apr32

LIBOR\_1MO 1.1 1.1 1.1 1.1 1.1  
 Prepay 0 PSA 125 PSA 350 PSA 600 PSA 800 PSA