

U.S. Securities and Exchange Commission  
Washington, D.C. 20549

OMB APPROVAL  
OMB Number: 3235-0327  
Expires: July 31, 2004  
Estimated average burden  
hours per response.... 0.15



03025234

FORM SE

FORM FOR SUBMISSION OF PAPER FORMAT EXHIBITS  
BY ELECTRONIC FILERS

Residential Funding Mortgage Securities I, Inc.  
Exact Name of Registrant as Specified in Charter

0000774352  
Registrant CIK Number

Current Report on Form 8-K 2003-S13  
Electronic Report, Schedule or Registration Statement  
of Which the Documents Are a Part (give period of report)

333-82332  
SEC File Number of Registration Statement

\_\_\_\_\_  
Name of Person Filing the Document  
(if Other than the Registrant)

**PROCESSED**  
JUN 26 2003  
THOMSON  
FINANCIAL


SIGNATURES

Filings Made By the Registrant:

The Registrant has duly caused this form to be signed on its behalf by the undersigned, thereunto duly authorized in the City of Minneapolis, State of Minnesota, on the 23rd day of June, 2003.

Residential Funding Mortgage Securities I, Inc.  
(Registrant)

By: \_\_\_\_\_

  
Julie Malanoski  
Vice President

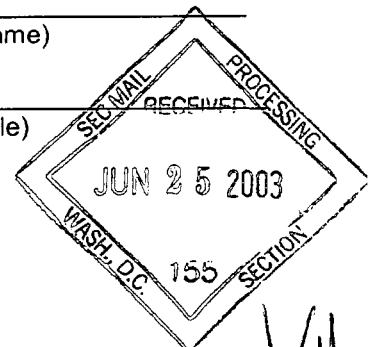
Filings Made by Person Other Than the Registrant:


After reasonable inquiry and to the best of my knowledge and belief, I certify on \_\_\_\_\_, 2003, that the information set forth in this statement is true and complete.

By: \_\_\_\_\_

(Name)

(Title)





GSRFCS13FINREP - PRICE/YIELD - A4

PRICE	1	2	3	4	5	6	7
	YIELD	YIELD	YIELD	YIELD	YIELD	YIELD	YIELD
99-26	3.504	3.516	3.516	3.516	3.495	3.494	3.494
99-27	3.489	3.510	3.510	3.510	3.474	3.473	3.473
99-28	3.474	3.504	3.504	3.504	3.453	3.452	3.452
99-29	3.458	3.498	3.498	3.498	3.433	3.431	3.430
99-30	3.443	3.491	3.491	3.491	3.412	3.410	3.409
99-31	3.428	3.485	3.485	3.485	3.391	3.388	3.388
100-00	3.413	3.479	3.479	3.479	3.370	3.367	3.366
WAL	2.2	5.8	5.8	5.8	1.6	1.5	1.5
MOD DURN	2.078	4.980	4.980	4.980	1.499	1.472	1.463
MOD CONVEXITY	0.059	0.378	0.378	0.378	0.032	0.031	0.030
PRINCIPAL WINDOW	JUL03 - FEB07	JUL03 - JUL17	JUL03 - JUL17	JUL03 - JUL17	JUL03 - SEP05	JUL03 - AUG05	JUL03 - AUG05
MATURITY #MOS	44	169	169	169	27	26	26
LIBOR_1MO	1.1	1.1	1.1	1.1	1.1	1.1	1.1
PREPAY	1064 PSA	127 PSA	153 PSA	270 PSA	1807 PSA	1860 PSA	1879 PSA

YIELD CURVE MAT 3MO 6MO 1YR 2YR 5YR 10YR 30YR  
 YLD 1.692 1.753 2.113 2.833 4.060 4.825 5.519

20030625	265601000
20030725	265021581.1
20030825	264354578.4
20030925	263600395.4
20031025	262759291.4
20031125	261831582.2
20031225	260817639.5
20040125	259717891
20040225	258532820.1
20040325	257262965.6
20040425	255908921.3
20040525	254471336
20040625	252950912.4
20040725	251348407.3
20040825	249664630.4
20040925	247900444.2
20041025	246056763
20041125	244134552.1
20041225	242134827.2
20050125	240058653.6
20050225	237907145
20050325	235681462.9
20050425	233382815
20050525	231012455
20050625	228571680.6
20050725	226061833
20050825	223484295.3
20050925	220840491.3
20051025	218131884.4
20051125	215359975.9
20051225	212606832.4
20060125	209872332
20060225	207156353.6
20060325	204458776.9
20060425	201779482.2
20060525	199118350.8
20060625	196475264.8
20060725	193870106.9
20060825	191282760.7
20060925	188713110.3
20061025	186161041
20061125	183626438.5
20061225	181109189.3
20070125	178609180.7
20070225	176126300.8
20070325	173660438.2
20070425	171211482.6
20070525	168779324
20070625	166363853.4
20070725	163964962.4
20070825	161582543.4
20070925	159216489.3

20071025	156866694
20071125	154533051.8
20071225	152215457.8
20080125	149913807.9
20080225	147627998.5
20080325	145357926.9
20080425	143103490.7
20080525	140864588.6
20080625	138641119.6
20080725	136451129.4
20080825	134276283.5
20080925	132116482.9
20081025	129971629.2
20081125	127841624.6
20081225	125726371.9
20090125	123625774.7
20090225	121539737
20090325	119468163.7
20090425	117410960.1
20090525	115368032.2
20090625	113339286.6
20090725	111330431.2
20090825	109335528.3
20090925	107354486.3
20091025	105387214.2
20091125	103433621.7
20091225	101493619.2
20100125	99567117.4
20100225	97654027.76
20100325	95754262.29
20100425	93867733.56
20100525	91994354.7
20100625	90134039.42
20100725	88297725.4
20100825	86474194.47
20100925	84663362.45
20101025	82865145.71
20101125	81079461.17
20101225	79306226.26
20110125	77545359
20110225	75796777.9
20110325	74060402.01
20110425	72336150.94
20110525	70623944.77
20110625	68936641.54
20110725	67297934.29
20110825	65686101.01
20110925	64100718.35
20111025	62541369.52
20111125	61007644.19
20111225	59499138.35
20120125	58015454.28

20120225	56556200.41
20120325	55120991.22
20120425	53709447.18
20120525	52321194.63
20120625	50955865.7
20120725	49630665.72
20120825	48327128.08
20120925	47044913.63
20121025	45783688.43
20121125	44543123.7
20121225	43322895.72
20130125	42122685.75
20130225	40942179.95
20130325	39781069.33
20130425	38639049.65
20130525	37515821.36
20130625	36411089.53
20130725	35324563.77
20130825	34255958.17
20130925	33204991.23
20131025	32171385.79
20131125	31154868.96
20131225	30155172.07
20140125	29172030.6
20140225	28205184.09
20140325	27254376.12
20140425	26319354.23
20140525	25399869.84
20140625	24495678.22
20140725	23606538.43
20140825	22732213.24
20140925	21872469.1
20141025	21027076.04
20141125	20195807.68
20141225	19378441.13
20150125	18574756.93
20150225	17784539.03
20150325	17007574.73
20150425	16243654.61
20150525	15492572.48
20150625	14754125.37
20150725	14028113.43
20150825	13314339.92
20150925	12612611.14
20151025	11922736.39
20151125	11244527.92
20151225	10577800.91
20160125	9922373.39
20160225	9278066.2
20160325	8644703
20160425	8022110.14
20160525	7410116.68

20160625	6808554.35
20160725	6217257.48
20160825	5636062.95
20160925	5064810.21
20161025	4503341.19
20161125	3951500.27
20161225	3409134.25
20170125	2876092.31
20170225	2352225.99
20170325	1837389.12
20170425	1331437.81
20170525	834230.41
20170625	345627.47
20170725	0