


MAY 30 2003

IN ACCORDANCE WITH RULE 202 OF REGULATION S-T,
THIS FORM SE IS BEING FILED IN PAPER PURSUANT
TO A CONTINUING HARDSHIP EXEMPTION.



03020907

SECURITIES AND EXCHANGE COMMISSION
WASHINGTON, DC 20549

FORM SE
FORM FOR SUBMISSION OF PAPER FORMAT EXHIBITS
BY ELECTRONIC FILERS

CWMBS, INC.
(Exact Name of Registrant as Specified in Charter)


000906410
(Registrant CIK Number)

Form 8-K for May 30, 2003
(Electronic Report, Schedule or Registration
Statement of Which the Documents Are a Part
(Give Period of Report))

333-103821
(SEC File Number, if Available)

N/A
(Name of Person Filing the Document (if Other Than the Registrant))


PROCESSED
JUN 02 2003
THOMSON
FINANCIAL



SIGNATURES

Filings Made by the Registrant. The registrant has duly caused this form to be signed on its behalf by the undersigned, thereunto duly authorized, in the City of Calabasas, State of California, on MAY 30th, 2003.

CWMBS, INC.

By:  _____

Name: Darren Bigby
Title: Vice President

Exhibit Index

<u>Exhibit</u>		<u>Page</u>
99.1	Computational Materials Prepared by COUNTRYWIDE SECURITIES CORPORATION	4

IN ACCORDANCE WITH RULE 202 OF REGULATION S-T, THESE
COMPUTATIONAL MATERIALS ARE BEING FILED IN PAPER PURSUANT TO A
CONTINUING HARDSHIP EXEMPTION.

Exhibit 99.1

COMPUTATIONAL MATERIALS
PREPARED BY COUNTRYWIDE SECURITIES CORPORATION.

for

CWMBBS, INC.

ALTERNATIVE LOAN TRUST 2003-12CB
MORTGAGE PASS-THROUGH CERTIFICATES, SERIES 2003-30



Yields Given Prices Report CW03_12CB_FIN 30 year 5.7's

User ID: Kieibowli Deals Directory: /opt/mtext/deals Date: 05/22/2003 16:05:08

Bond: IAI Balance: 676,089,000 Coupon: 5.500000

Delay: 24 Class Factor: 1.00 Accruing Since: 5/01/2003
 Settlement Date: 5/30/2003 WHOLE 30 year WAC: 5.95 WAM: 316.84

Months	CPR	CPR	CPR	CPR	CPR	CPR	CPR	CPR	CPR	CPR	CPR	CPR	CPR
480	5.00	10.00	15.00	20.00	25.00	30.00	35.00	40.00	45.00	50.00			
101-15-50	5.315	5.221	5.114	4.997	4.868	4.727	4.571	4.400	4.220	4.027			
101-19-50	5.298	5.198	5.085	4.959	4.822	4.671	4.505	4.323	4.131	3.926			
101-23-50	5.282	5.175	5.055	4.922	4.776	4.616	4.440	4.246	4.043	3.825			
101-27-50	5.266	5.153	5.025	4.885	4.730	4.561	4.374	4.169	3.954	3.724			
101-31-50	5.249	5.130	4.996	4.847	4.685	4.506	4.309	4.093	3.866	3.623			
102-03-50	5.233	5.108	4.966	4.810	4.639	4.451	4.244	4.017	3.778	3.522			
102-07-50	5.217	5.085	4.937	4.773	4.594	4.397	4.180	3.941	3.690	3.422			
102-11-50	5.200	5.063	4.908	4.736	4.548	4.342	4.115	3.865	3.603	3.322			
102-15-50	5.184	5.040	4.879	4.700	4.503	4.288	4.050	3.789	3.516	3.222			
102-19-50	5.168	5.018	4.849	4.663	4.458	4.234	3.986	3.714	3.429	3.123			
102-23-50	5.152	4.996	4.820	4.626	4.413	4.180	3.922	3.639	3.342	3.024			
*102-27-50	5.136	4.974	4.791	4.590	4.368	4.126	3.858	3.564	3.255	2.925			
102-31-50	5.119	4.952	4.762	4.553	4.324	4.072	3.794	3.489	3.169	2.826			
103-03-50	5.103	4.930	4.734	4.517	4.279	4.018	3.731	3.414	3.083	2.728			
103-07-50	5.087	4.908	4.705	4.481	4.235	3.965	3.667	3.340	2.997	2.630			
103-11-50	5.071	4.886	4.676	4.444	4.190	3.911	3.604	3.265	2.911	2.532			
103-15-50	5.055	4.864	4.647	4.408	4.146	3.858	3.541	3.191	2.826	2.434			
103-19-50	5.039	4.842	4.619	4.372	4.102	3.805	3.478	3.117	2.740	2.337			
103-23-50	5.024	4.820	4.590	4.336	4.058	3.752	3.415	3.043	2.655	2.240			
103-27-50	5.008	4.798	4.562	4.301	4.014	3.699	3.352	2.970	2.570	2.143			
103-31-50	4.992	4.776	4.534	4.265	3.970	3.646	3.290	2.896	2.486	2.046			
104-03-50	4.976	4.755	4.505	4.229	3.926	3.594	3.227	2.823	2.401	1.950			
104-07-50	4.960	4.733	4.477	4.194	3.883	3.541	3.165	2.750	2.317	1.853			
AVG LIFE	11.36	7.47	5.30	3.98	3.12	2.52	2.07	1.74	1.48	1.29			
DURATION	7.51	5.46	4.18	3.32	2.70	2.25	1.89	1.61	1.40	1.22			
FIRST PAY	6/03	6/03	6/03	6/03	6/03	6/03	6/03	6/03	6/03	6/03			
LAST PAY	5/33	5/33	5/33	5/33	5/33	5/33	1/33	5/11	6/09	5/08			

Although the information included in this report has been obtained from sources which we believe to be reliable, we do not guarantee its accuracy or completeness. All information contained herein is subject to change without notice. This report is for informative purposes only and is not intended as an offer or solicitation with respect to any securities. The actual results may differ from the projected results. The actual details achieved during the projection period may vary from the projections.



Yields Given Prices Report CW03_12CB_FIN 30 year 5.7's

User ID: kleibowi Deals Directory: /opt/intex/deals Date: 05/22/2003 16:05:10

Bond: IIA1 Balance: 183,307,000 Coupon: 5.000000

Delay: 24 Class Factor: 1.00 Accruing Since: 5/01/2003
 Settlement Date: 5/30/2003 WHOLE 30 year WAC: 5.95 WAM: 316.84

Months	CPR	CPR	CPR	CPR	CPR	CPR	CPR	CPR	CPR	CPR	CPR	CPR	CPR	CPR
480	5.00	10.00	15.00	20.00	25.00	30.00	35.00	40.00	45.00	50.00				
101-16	4.699	4.615	4.520	4.413	4.294	4.161	4.014	3.850	3.675	3.487				
101-20	4.675	4.586	4.485	4.371	4.243	4.102	3.944	3.770	3.583	3.382				
101-24	4.651	4.557	4.449	4.328	4.193	4.042	3.875	3.690	3.492	3.278				
101-28	4.627	4.528	4.414	4.285	4.142	3.983	3.806	3.610	3.400	3.174				
102-0	4.604	4.498	4.378	4.243	4.092	3.924	3.737	3.530	3.309	3.070				
102-4	4.580	4.469	4.343	4.201	4.042	3.865	3.669	3.451	3.218	2.967				
102-8	4.557	4.440	4.308	4.158	3.992	3.806	3.600	3.372	3.127	2.864				
102-12	4.533	4.411	4.273	4.116	3.942	3.748	3.532	3.293	3.037	2.761				
102-16	4.510	4.383	4.238	4.074	3.892	3.689	3.464	3.214	2.946	2.658				
102-20	4.487	4.354	4.203	4.032	3.842	3.631	3.396	3.135	2.856	2.556				
102-24	4.463	4.325	4.168	3.991	3.793	3.573	3.328	3.057	2.767	2.454				
*102-28	4.440	4.296	4.133	3.949	3.743	3.515	3.260	2.978	2.677	2.352				
103-0	4.417	4.268	4.098	3.907	3.694	3.457	3.193	2.900	2.588	2.251				
103-4	4.394	4.239	4.064	3.866	3.645	3.399	3.126	2.823	2.499	2.149				
103-8	4.370	4.211	4.029	3.824	3.596	3.341	3.059	2.745	2.410	2.048				
103-12	4.347	4.182	3.994	3.783	3.547	3.284	2.992	2.667	2.321	1.948				
103-16	4.324	4.154	3.960	3.742	3.498	3.227	2.925	2.590	2.233	1.847				
103-20	4.301	4.126	3.926	3.701	3.449	3.169	2.858	2.513	2.144	1.747				
103-24	4.278	4.098	3.891	3.660	3.401	3.112	2.792	2.436	2.056	1.647				
103-28	4.256	4.069	3.857	3.619	3.352	3.056	2.726	2.360	1.969	1.547				
104-0	4.233	4.041	3.823	3.578	3.304	2.999	2.660	2.283	1.881	1.448				
104-4	4.210	4.013	3.789	3.537	3.255	2.942	2.594	2.207	1.794	1.349				
104-8	4.187	3.985	3.755	3.496	3.207	2.886	2.528	2.131	1.707	1.250				
AVG LIFE	6.48	5.09	4.07	3.31	2.73	2.28	1.93	1.64	1.42	1.24				
DURATION	5.21	4.23	3.48	2.90	2.45	2.09	1.79	1.55	1.35	1.19				
FIRST PAY	6/03	6/03	6/03	6/03	6/03	6/03	6/03	6/03	6/03	6/03				
LAST PAY	5/18	5/18	5/18	5/18	5/18	5/18	5/18	5/11	6/09	5/08				

Although the information included in this report has been obtained from sources which we believe to be reliable, we do not guarantee its accuracy or completeness. All information contained herein is subject to change without notice. The actual performance of the securities may vary from the projections. The accuracy of the financial projections is dependent on the occurrence of future events which cannot be assured, therefore, the actual details achieved during the projection period may vary from the projections.



COUNTRYWIDE SECURITIES CORPORATION
A Countrywide Capital Markets Company

Yields Given Prices Report CW03_12CB_FIN 30 year 5.7's

User ID: kleibowl Deals Directory: /opt/fatex/dca/s Date: 05/22/2003 16:06:21

Bond: IAI Balance: 676,089,000 Coupon: 5.500000

Delay: 24 Class Factor: 1.00 Accruing Since: 5/01/2003
Settlement Date: 5/30/2003 WHOLE 30 year WAC: 5.95 WAM: 316.84
>>>>> Prepayment Ramp begins at 6.000 and rises to 25.000 by month 12.<<<<<<

Months	PPC	PPC	PPC	PPC	PPC	PPC	PPC	PPC	PPC	PPC	PPC	PPC	PPC	PPC	PPC
480	0	25	50	75	100	125	150	175	200	250	300	350	400	450	500
101-15.50	5.395	5.298	5.186	5.063	4.932	4.794	4.648	4.496	4.346	4.039					
101-19.50	5.384	5.281	5.161	5.030	4.890	4.743	4.587	4.426	4.266	3.938					
101-23.50	5.373	5.263	5.136	4.997	4.849	4.692	4.526	4.355	4.185	3.837					
101-27.50	5.362	5.246	5.111	4.964	4.807	4.641	4.466	4.285	4.105	3.736					
101-31.50	5.350	5.228	5.086	4.931	4.765	4.590	4.405	4.214	4.025	3.636					
102-03.50	5.339	5.211	5.061	4.898	4.724	4.540	4.345	4.144	3.945	3.536					
102-07.50	5.328	5.193	5.037	4.865	4.683	4.489	4.285	4.074	3.865	3.436					
102-11.50	5.317	5.176	5.012	4.833	4.641	4.439	4.225	4.004	3.785	3.336					
102-15.50	5.306	5.159	4.987	4.800	4.600	4.389	4.166	3.935	3.706	3.236					
102-19.50	5.295	5.141	4.963	4.768	4.559	4.339	4.105	3.865	3.626	3.137					
102-23.50	5.284	5.124	4.938	4.735	4.518	4.289	4.047	3.796	3.547	3.038					
*102-27.50	5.273	5.107	4.914	4.703	4.478	4.239	3.987	3.727	3.468	2.939					
102-31.50	5.262	5.090	4.890	4.671	4.437	4.189	3.928	3.658	3.390	2.840					
103-03.50	5.251	5.073	4.865	4.638	4.396	4.140	3.869	3.589	3.311	2.742					
103-07.50	5.240	5.055	4.841	4.606	4.356	4.090	3.810	3.520	3.233	2.644					
103-11.50	5.229	5.038	4.817	4.574	4.315	4.041	3.751	3.451	3.154	2.546					
103-15.50	5.219	5.021	4.793	4.542	4.275	3.992	3.692	3.383	3.076	2.448					
103-19.50	5.208	5.004	4.769	4.510	4.235	3.943	3.634	3.315	2.998	2.350					
103-23.50	5.197	4.987	4.744	4.478	4.194	3.894	3.576	3.246	2.921	2.253					
103-27.50	5.186	4.971	4.720	4.447	4.154	3.845	3.517	3.178	2.843	2.156					
103-31.50	5.175	4.954	4.697	4.415	4.114	3.796	3.459	3.111	2.766	2.059					
104-03.50	5.164	4.937	4.673	4.383	4.074	3.747	3.401	3.043	2.688	1.962					
104-07.50	5.154	4.920	4.649	4.352	4.035	3.699	3.343	2.975	2.611	1.866					
AVG LIFE	19.00	10.37	6.53	4.58	3.45	2.74	2.24	1.89	1.64	1.29					
DURATION	11.03	7.04	4.96	3.74	2.97	2.43	2.04	1.75	1.53	1.23					
FIRST PAY	6/03	6/03	6/03	6/03	6/03	6/03	6/03	6/03	6/03	6/03					
LAST PAY	5/33	5/33	5/33	5/33	5/33	5/33	5/33	5/33	5/33	5/33					

Although the information included in this report has been obtained from sources which we believe to be reliable, we do not guarantee its accuracy or completeness. All information contained herein is subject to change without notice. This report is for informative purposes only and is not intended as an offer or solicitation with respect to the purchase or sale of any securities. The accuracy of the financial projections and the actual performance of the securities cannot be assured, therefore, the actual results achieved during the projection period may vary from the projections.



Yields Given Prices Report CW03_12CB_FIN 30 year 5.7's

User ID: ktlbowl Deals Directory: /opt/intex/deals Date: 05/22/2003 16:06:23

Bond: IAI Balance: 183,307,000 Coupon: 5.000000

Delay: 24 Class Factor: 1.00 Accruing Since: 5/01/2003
 Settlement Date: 5/30/2003 WHOLE 30 year WAC: 5.95 WAM: 316.84
 >>>> Prepayment Ramp begins at 6.000 and rises to 25.000 by month 12.<<<<<

Month	PPC	PPC	PPC	PPC	PPC	PPC	PPC	PPC	PPC	PPC	PPC	PPC	PPC	PPC
480	0	25	50	75	100	125	150	175	200	250	250	250	250	250
101-16	4.771	4.688	4.593	4.487	4.372	4.248	4.117	3.980	3.843	3.564				
101-20	4.752	4.663	4.562	4.449	4.326	4.194	4.055	3.909	3.762	3.464				
101-24	4.733	4.639	4.531	4.411	4.281	4.141	3.992	3.837	3.681	3.365				
101-28	4.714	4.614	4.500	4.373	4.235	4.087	3.930	3.765	3.601	3.265				
102- 0	4.695	4.590	4.470	4.336	4.190	4.034	3.868	3.694	3.520	3.166				
102- 4	4.676	4.566	4.439	4.298	4.145	3.980	3.806	3.623	3.440	3.067				
102- 8	4.657	4.542	4.409	4.261	4.100	3.927	3.744	3.552	3.360	2.969				
102-12	4.639	4.517	4.378	4.224	4.055	3.874	3.682	3.481	3.280	2.870				
102-16	4.620	4.493	4.348	4.186	4.010	3.821	3.620	3.410	3.200	2.772				
102-20	4.601	4.469	4.318	4.149	3.965	3.768	3.559	3.340	3.121	2.674				
102-24	4.583	4.445	4.287	4.112	3.921	3.715	3.497	3.270	3.041	2.576				
*102-28	4.564	4.421	4.257	4.075	3.876	3.663	3.436	3.199	2.962	2.479				
103- 0	4.546	4.397	4.227	4.038	3.832	3.610	3.375	3.129	2.883	2.382				
103- 4	4.527	4.373	4.197	4.001	3.787	3.558	3.314	3.059	2.804	2.284				
103- 8	4.508	4.349	4.167	3.964	3.743	3.506	3.253	2.990	2.725	2.188				
103-12	4.490	4.326	4.137	3.928	3.699	3.454	3.193	2.920	2.647	2.091				
103-16	4.472	4.302	4.107	3.891	3.655	3.402	3.132	2.850	2.568	1.994				
103-20	4.453	4.278	4.078	3.854	3.611	3.350	3.072	2.781	2.490	1.898				
103-24	4.435	4.254	4.048	3.818	3.567	3.298	3.011	2.712	2.412	1.802				
103-28	4.416	4.231	4.018	3.782	3.523	3.246	2.951	2.643	2.334	1.706				
104- 0	4.398	4.207	3.989	3.745	3.480	3.195	2.891	2.574	2.257	1.611				
104- 4	4.380	4.184	3.959	3.709	3.436	3.143	2.831	2.505	2.179	1.515				
104- 8	4.362	4.160	3.930	3.673	3.393	3.092	2.772	2.437	2.102	1.420				
AVG LIFE	8.40	6.25	4.78	3.77	3.06	2.53	2.14	1.84	1.62	1.30				
DURATION	6.51	5.05	4.02	3.27	2.72	2.30	1.98	1.73	1.53	1.24				
FIRST PAY	6/03	6/03	6/03	6/03	6/03	6/03	6/03	6/03	6/03	6/03				
LAST PAY	5/18	5/18	5/18	5/18	5/18	5/18	5/18	8/10	12/08	5/07				

Although the information included in this report has been obtained from sources which we believe to be reliable, we do not guarantee its accuracy or completeness. All information contained herein is subject to change without notice. This report is for informative purposes only and is not intended as an offer or solicitation with respect to any securities. The actual yields and other data shown herein are based on the actual yields and other data of future issues which cannot be assured, therefore, the actual details achieved during the projection period may vary from the projections.