

HSBC USA Inc.

## Autocallable Barrier Notes with Step-up Premium



### Linked to the Least Performing of the Consumer Discretionary Select Sector SPDR® Fund, the Financial Select Sector SPDR® Fund and the Technology Select Sector SPDR® Fund (the “Reference Asset”)

- ▶ Callable semi-annually at the principal amount plus the applicable Call Premium on any Call Observation Date on or after October 26, 2022 if the Official Closing Price of each Underlying is at or above its Call Threshold
- ▶ Call Premium of at least 8.45% per semi-annual period (equivalent to at least 16.90% per annum) (to be determined on the Trade Date)
- ▶ If the Notes are not called and the Least Performing Underlying declines by more than 0.00% but less than or equal to 25.00% you will receive your principal amount (a zero return)
- ▶ If the Notes are not called and the Least Performing Underlying declines by more than 25.00%, there is full exposure to declines in the Least Performing Underlying, and you will lose all or a portion of your principal amount
- ▶ A 2 year maturity, if not called
- ▶ All payments on the Notes are subject to the credit risk of HSBC USA Inc.

The Autocallable Barrier Notes with Step-up Premium (each a “Note” and collectively the “Notes”) offered hereunder will not be listed on any securities exchange or automated quotation system.

Neither the U.S. Securities and Exchange Commission (the “SEC”) nor any state securities commission has approved or disapproved of the Notes or passed upon the accuracy or the adequacy of this document, the accompanying prospectus, prospectus supplement or ETF Underlying Supplement. Any representation to the contrary is a criminal offense.

We have appointed HSBC Securities (USA) Inc., an affiliate of ours, as the agent for the sale of the Notes. HSBC Securities (USA) Inc. will purchase the Notes from us for distribution to other registered broker-dealers or will offer the Notes directly to investors. In addition, HSBC Securities (USA) Inc. or another of its affiliates or agents may use the pricing supplement to which this document relates in market-making transactions in any Notes after their initial sale. Unless we or our agent inform you otherwise in the confirmation of sale, the pricing supplement to which this document relates is being used in a market-making transaction. See “Supplemental Plan of Distribution (Conflicts of Interest)” on page FWP-18 of this document.

**Investment in the Notes involves certain risks. You should refer to “Risk Factors” beginning on page FWP-8 of this document, page S-1 of the accompanying prospectus supplement and page S-1 of the accompanying ETF Underlying Supplement.**

The Estimated Initial Value of the Notes on the Trade Date is expected to be between \$850.00 and \$950.00 per Note, which will be less than the price to public. The market value of the Notes at any time will reflect many factors and cannot be predicted with accuracy. See “Estimated Initial Value” on page FWP-5 and “Risk Factors” beginning on page FWP-8 of this document for additional information.

	Price to Public	Underwriting Discount <sup>(1)</sup>	Proceeds to Issuer
Per Note	\$1,000.00		
Total			

<sup>(1)</sup> HSBC USA Inc. or one of our affiliates may pay varying underwriting discounts of up to 2.25% per \$1,000 Principal Amount in connection with the distribution of the Notes to other registered broker-dealers. See “Supplemental Plan of Distribution (Conflicts of Interest)” on page FWP-18 of this document.

The Notes:

Are Not FDIC Insured	Are Not Bank Guaranteed	May Lose Value
----------------------	-------------------------	----------------



## Indicative Terms<sup>(1)</sup>

<b>Principal Amount</b>	\$1,000 per Note
<b>Term</b>	A 2 year maturity, if not called
<b>Reference Asset</b>	The Consumer Discretionary Select Sector SPDR® Fund (Ticker: XLY), the Financial Select Sector SPDR® Fund (Ticker: XLF) and the Technology Select Sector SPDR® Fund (Ticker: XLK) (each, an “Underlying” and together the “Underlyings”).
<b>Call Feature</b>	The Notes will be automatically called if the Official Closing Price of each Underlying is at or above its Call Threshold on any Call Observation Date on or after October 26, 2022. In that case, you will receive a payment, per \$1,000 Principal Amount, equal to the Principal Amount, plus the applicable Call Premium on the corresponding Call Payment Date. <sup>(2)</sup>
<b>Call Threshold</b>	For each Underlying on a Call Observation Date, the relevant percentage of the Initial Value of such Underlying applicable on such Call Observation Date as described on page FWP-5 under Call Observation Dates, Call Payment Dates, Call Premiums and Call Threshold
<b>Call Premiums</b>	At least 8.45% per semi-annual period (equivalent to at least 16.90% per annum) (to be determined on the Trade Date) payable as described under the Call Feature above and on page FWP-5 under Call Observation Dates, Call Payment Dates and Call Premiums.
<b>Barrier Value</b>	With respect to each Underlying, 75.00% of its Initial Value.
<b>Payment at Maturity per Note</b>	<p>Unless the Notes are called, for each \$1,000 Principal Amount, you will receive a cash payment on the Maturity Date, calculated as follows:</p> <ul style="list-style-type: none"> <li>■ <b>If the Reference Return of the Least Performing Underlying is less than 0.00%, and therefore not called, but greater than or equal to -25.00%:</b> \$1,000 (a zero return)</li> <li>■ <b>If the Reference Return of the Least Performing Underlying is less than -25.00%:</b> \$1,000 + (\$1,000 × Reference Return of the Least Performing Underlying).</li> </ul> <p>If the Notes are not called and the Final Value of the Least Performing Underlying is less than its Barrier Value, you will not receive a Call Premium, and will lose up to 100% of the Principal Amount.</p>
<b>Reference Return</b>	With respect to each Underlying, $\frac{\text{Final Value} - \text{Initial Value}}{\text{Initial Value}}$
<b>Least Performing Underlying</b>	The Underlying with the lowest Reference Return.
<b>Trade Date</b>	April 26, 2022
<b>Pricing Date</b>	April 26, 2022
<b>Original Issue Date</b>	April 29, 2022
<b>Final Valuation Date</b> <sup>(3)</sup>	April 24, 2024
<b>Maturity Date</b> <sup>(3)</sup>	April 29, 2024
<b>CUSIP / ISIN</b>	40439JQ99 / US40439JQ991

## The Notes

The Notes may be suitable for investors who believe that the value of the Underlyings will not decrease significantly over the term of the Notes.

If the Official Closing Price of each Underlying is at or above its Call Threshold on any Call Observation Date beginning on October 26, 2022, your Notes will be called and you will receive a payment equal to 100% of the Principal Amount, together with the applicable Call Premium on the corresponding Call Payment Date.

If the Notes are not called and the Final Value of the Least Performing Underlying is greater than or equal to its Barrier Value, you will receive a Payment at Maturity equal to 100% of the Principal Amount.

If the Notes are not called and the Final Value of the Least Performing Underlying is less than its Barrier Value, you will not receive the Call Premium and you will lose 1% of your principal for every 1% decline of that Least Performing Underlying from its Initial Value.



<sup>(1)</sup> As more fully described starting on page FWP-4.

<sup>(2)</sup> See page FWP-5 for the Call Observation Dates, Call Payment Dates and Call Premiums.

<sup>(3)</sup> Subject to adjustment as described under “Additional Terms of the Notes” in the accompanying ETF Underlying Supplement.

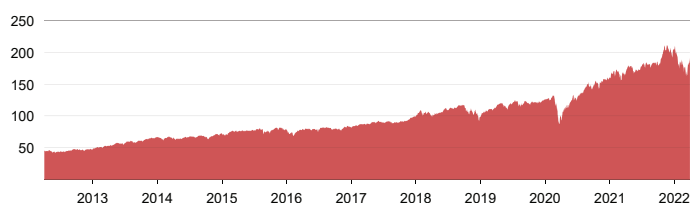
## Illustration of Payment Scenarios

Your payment on the Notes will depend on whether the Notes have been called, including on the Final Valuation Date, and whether the Final Value of the Least Performing Underlying is greater than or equal to its Barrier Value. If your Notes are not called, you will lose some or all of your Principal Amount at maturity if the Final Value of the Least Performing Underlying is less than its Barrier Value. In such a case, your return on the Notes will be negative.

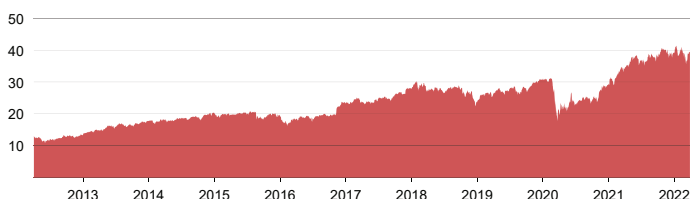


## Information about the Underlyings

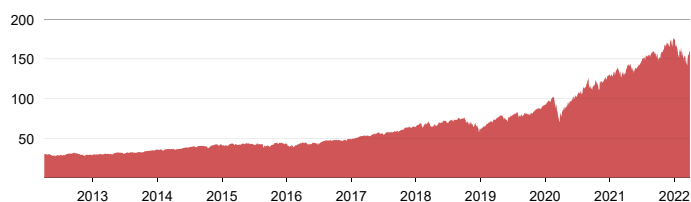
The Consumer Discretionary Select Sector SPDR® Fund ("XLY") is an exchange-traded fund. The XLY tracks the performance of the Consumer Discretionary Select Sector Index holding primarily large capitalization companies domiciled in the US. The XLY weights its holdings using a modified market cap approach, generally investing at least 95% of its assets in the index. Shares of the XLY are listed and trade on the NYSE Arca under the ticker symbol "XLY."



The Financial Select Sector SPDR® Fund ("XLF") is an exchange-traded fund. The XLF seeks investment results that correspond generally to the price and yield performance, before fees and expenses, of the S&P® Financial Select Sector Index ("IXM"). The IXM includes companies in the following industries: banks; diversified financials; and insurance. Shares of the XLF are listed and trade on the NYSE Arca under the ticker symbol "XLF."



The Technology Select Sector SPDR® Fund ("XLK") is an exchange-traded fund. The XLK's objective is to replicate as closely as possible, before fees and expenses, the price and yield performance of the Technology Select Sector Index. The XLK holds large and mid-cap technology stocks. Its largest investment allocation is in the United States. The XLK weights the holdings using a market capitalization methodology. Shares of the XLK are listed and trade on the NYSE Arca under the ticker symbol "XLK."



The graphs above illustrate the daily performance of each Underlying from March 30, 2012 through March 30, 2022. The closing values in the graphs above were obtained from the Bloomberg Professional® Service. Past performance is not necessarily an indication of future results.

For further information on each Underlying, please see "Description of the Reference Asset" beginning on page FWP-15 of this document. We have derived all disclosure regarding each Underlying from publicly available information. Neither HSBC USA Inc. nor any of its affiliates have undertaken any independent review of, or made any due diligence inquiry with respect to, the publicly available information about each Underlying.

## HSBC USA Inc.

### Autocallable Barrier Notes with Step-up Premium

This document relates to a single offering of Autocallable Barrier Notes with Step-up Premium. The Notes will have the terms described in this document and the accompanying prospectus, prospectus supplement and ETF Underlying Supplement. If the terms of the Notes offered hereby are inconsistent with those described in the accompanying prospectus, prospectus supplement or ETF Underlying Supplement, the terms described in this document shall control.

This document relates to an offering of Notes linked to the performance of the Reference Asset. The purchaser of a Note will acquire a senior unsecured debt security of HSBC USA Inc. linked to the Reference Asset as described below. The following key terms relate to the offering of the Notes:

<b>Issuer:</b>	HSBC USA Inc.
<b>Principal Amount:</b>	\$1,000 per Note
<b>Reference Asset:</b>	The Consumer Discretionary Select Sector SPDR® Fund (Ticker: XLY), the Financial Select Sector SPDR® Fund (Ticker: XLF) and the Technology Select Sector SPDR® Fund (Ticker: XLK) (each, an “Underlying” and together the “Underlyings”).
<b>Trade Date:</b>	April 26, 2022
<b>Pricing Date:</b>	April 26, 2022
<b>Original Issue Date:</b>	April 29, 2022
<b>Final Valuation Date:</b>	April 24, 2024, subject to adjustment as described under “Additional Terms of the Notes—Valuation Dates” in the accompanying ETF Underlying Supplement.
<b>Maturity Date:</b>	3 business days after the Final Valuation Date, expected to be April 29, 2024. The Maturity Date is subject to adjustment as described under “Additional Terms of the Notes—Coupon Payment Dates, Call Payment Dates and Maturity Date” in the accompanying ETF Underlying Supplement.
<b>Call Feature:</b>	If the Official Closing Price of each Underlying is at or above its Call Threshold on any Call Observation Date, the Notes will be automatically called, and you will receive a cash payment, per \$1,000 Principal Amount, equal to the Principal Amount plus the applicable Call Premium on the corresponding Call Payment Date.
<b>Payment at Maturity:</b>	Unless the Notes are automatically called, on the Maturity Date, for each \$1,000 Principal Amount, we will pay you the Final Settlement Value.
<b>Final Settlement Value:</b>	<p>Unless the Notes are automatically called, for each \$1,000 Principal Amount, you will receive a cash payment on the Maturity Date, calculated as follows:</p> <ul style="list-style-type: none"> <li>■ <b>If the Reference Return of the Least Performing Underlying is less than 0.00%, and therefore not called, but greater than or equal to -25.00%:</b> \$1,000 (a zero return)</li> <li>■ <b>If the Reference Return of the Least Performing Underlying is less than -25.00%:</b> \$1,000 + (\$1,000 × Reference Return of the Least Performing Underlying).</li> </ul> <p>If the Notes are not called and the Final Value of the Least Performing Underlying is less than its Barrier Value, you will not receive a Call Premium, and will lose up to 100% of the Principal Amount.</p>
<b>Least Performing Underlying:</b>	The Underlying with the lowest Reference Return.
<b>Reference Return:</b>	<p>With respect to each Underlying, the quotient, expressed as a percentage, calculated as follows:</p> $\frac{\text{Final Value} - \text{Initial Value}}{\text{Initial Value}}$

**Call Observation Dates, Call Payment Dates, Call Premiums and Call Thresholds:** The Call Premiums are at least 8.45% per semi-annual period (equivalent to at least 16.90% per annum) (to be determined on the Trade Date), payable as described below.

Call Observation Dates	Call Payment Dates	Call Premiums*	Call Threshold
October 26, 2022	October 31, 2022	at least 8.45%	100% of the Initial Value
April 26, 2023	May 1, 2023	at least 16.90%	100% of the Initial Value
October 25, 2023	October 30, 2023	at least 25.35%	100% of the Initial Value
April 24, 2024 (the Final Valuation Date)	April 29, 2024 (the Maturity Date)	at least 33.80%	100% of the Initial Value

\* To be determined on the Trade Date.

The Call Observation Dates and Call Payment Dates are subject to postponement as described under “Additional Terms of the Notes—Valuation Dates” and “Additional Terms of the Notes—Coupon Payment Dates, Call Payment Dates and Maturity Date” in the accompanying ETF Underlying Supplement.

**Initial Value:** With respect to each Underlying, its Official Closing Price on the Pricing Date.

**Final Value:** With respect to each Underlying, its Official Closing Price on the Final Valuation Date.

**Barrier Value:** With respect to each Underlying, 75.00% of its Initial Value.

**CUSIP / ISIN:** 40439JQ99 / US40439JQ991

**Form of Notes:** Book-Entry

**Listing:** The Notes will not be listed on any U.S. securities exchange or quotation system.

**Estimated Initial Value:** The Estimated Initial Value of the Notes is expected to be less than the price you pay to purchase the Notes. The Estimated Initial Value does not represent a minimum price at which we or any of our affiliates would be willing to purchase your Notes in the secondary market, if any, at any time. The Estimated Initial Value will be calculated on the Trade Date and will be set forth in the pricing supplement to which this free writing prospectus relates. See “Risk Factors — The Estimated Initial Value of the Notes, which will be determined by us on the Trade Date, is expected to be less than the price to public and may differ from the market value of the Notes in the secondary market, if any.”

*The Trade Date, the Pricing Date and the other dates set forth above are subject to change, and will be set forth in the pricing supplement relating to the Notes.*

## GENERAL

This document relates to an offering of Notes linked to the Reference Asset. The purchaser of a Note will acquire a senior unsecured debt security of HSBC USA Inc. We reserve the right to withdraw, cancel or modify this offering and to reject orders in whole or in part. Although the offering of Notes relates to the Reference Asset, you should not construe that fact as a recommendation as to the merits of acquiring an investment linked to the Reference Asset or any security included in any Underlying or as to the suitability of an investment in the Notes.

You should read this document together with the prospectus dated February 23, 2021, the prospectus supplement dated February 23, 2021, and the ETF Underlying Supplement dated February 23, 2021. If the terms of the Notes offered hereby are inconsistent with those described in the accompanying prospectus, prospectus supplement or ETF Underlying Supplement, the terms described in this document shall control. You should carefully consider, among other things, the matters set forth in “Risk Factors” beginning on page FWP-8 of this document, page S-1 of the prospectus supplement and page S-1 of the ETF Underlying Supplement, as the Notes involve risks not associated with conventional debt securities. We urge you to consult your investment, legal, tax, accounting and other advisors before you invest in the Notes. As used herein, references to the “Issuer”, “HSBC”, “we”, “us” and “our” are to HSBC USA Inc.

HSBC has filed a registration statement (including a prospectus, prospectus supplement and ETF Underlying Supplement) with the SEC for the offering to which this document relates. Before you invest, you should read the prospectus, prospectus supplement and ETF Underlying Supplement in that registration statement and other documents HSBC has filed with the SEC for more complete information about HSBC and this offering. You may get these documents for free by visiting EDGAR on the SEC’s web site at [www.sec.gov](http://www.sec.gov). Alternatively, HSBC Securities (USA) Inc. or any dealer participating in this offering will arrange to send you the prospectus, prospectus supplement and ETF Underlying Supplement if you request them by calling toll-free 1-866-811-8049.

You may also obtain:

- ▶ The ETF Underlying Supplement at: [https://www.sec.gov/Archives/edgar/data/83246/000110465921026629/tm217170d6\\_424b2.htm](https://www.sec.gov/Archives/edgar/data/83246/000110465921026629/tm217170d6_424b2.htm)
- ▶ The prospectus supplement at: [https://www.sec.gov/Archives/edgar/data/83246/000110465921026609/tm217170d2\\_424b2.htm](https://www.sec.gov/Archives/edgar/data/83246/000110465921026609/tm217170d2_424b2.htm)
- ▶ The prospectus at: [https://www.sec.gov/Archives/edgar/data/83246/000110465921026585/tm217170d7\\_424b3.htm](https://www.sec.gov/Archives/edgar/data/83246/000110465921026585/tm217170d7_424b3.htm)

We are using this document to solicit from you an offer to purchase the Notes. You may revoke your offer to purchase the Notes at any time prior to the time at which we accept your offer by notifying HSBC Securities (USA) Inc. We reserve the right to change the terms of, or reject any offer to purchase, the Notes prior to their issuance. In the event of any material changes to the terms of the Notes, we will notify you.

## PAYMENT ON THE NOTES

### Call Feature

If the Official Closing Price of each Underlying is at or above its Call Threshold on any Call Observation Date the Notes will be automatically called, and you will receive a cash payment, per \$1,000 Principal Amount, equal to the Principal Amount plus the applicable Call Premium on the corresponding Call Payment Date.

### Call Premium

If the Notes are called on a Call Observation Date, we will pay the applicable Call Premium on the corresponding Call Payment Date, which will be at least 8.45% per semi-annual period (equivalent to at least 16.90% per annum or at least \$84.50 per semi-annual period for each \$1,000 Principal Amount) (to be determined on the Trade Date) multiplied by the number of semi-annual periods elapsed from the Trade Date to the applicable Call Observation Date that the Notes are called. See “Call Observation Dates, Call Payment Dates and Call Premiums” on FWP-5 for the applicable Call Premiums to be paid on the corresponding Call Payment Dates. For information regarding the record dates applicable to the Call Premiums payable on the Notes, please see the section entitled “Description of Notes—Interest and Principal Payments—Recipients of Interest Payments” beginning on page S-17 in the accompanying prospectus supplement.

### Payment at Maturity

Unless the Notes are called, on the Maturity Date and for each \$1,000 Principal Amount, you will receive a cash payment equal to the Final Settlement Value, determined as follows:

■ **If the Reference Return of the Least Performing Underlying is less than 0.00%, and therefore not called, but greater than or equal to -25.00%:**

\$1,000 (a zero return)

■ **If the Reference Return of the Least Performing Underlying is less than -25.00%:**

$\$1,000 + (\$1,000 \times \text{Reference Return of the Least Performing Underlying})$ .

If the Notes are not called and the Final Value of the Least Performing Underlying is less than its Barrier Value, you will not receive a Call Premium and will lose up to 100% of the Principal Amount.

### Calculation Agent

We or one of our affiliates will act as calculation agent with respect to the Notes.



## Reference Sponsors

The reference sponsor of the XLY and the XLF is Select Sector SPDR® Trust. The reference sponsor of the XLK is Select Sector SPDR Trust.

## INVESTOR SUITABILITY

### The Notes may be suitable for you if:

- ▶ You believe that the Official Closing Price of each of the Underlyings will be equal to or greater than its Call Threshold on one of the Call Observation Dates.
- ▶ You seek a Call Premium based on the performance of the Underlyings, that will be at least 8.45% per semi-annual period (to be determined on the Trade Date) if the Official Closing Price of each Underlying is greater than or equal to its Initial Value on any Call Observation Date.
- ▶ You are willing to invest in the Notes based on the fact that your maximum potential return is limited to the applicable Call Premium payable on the Notes on a given Call Payment Date.
- ▶ You do not seek an investment that provides an opportunity to participate in the appreciation of the Underlyings.
- ▶ You are willing to make an investment that is exposed to the potential downside performance of the Least Performing Underlying on a 1-to-1 basis if the Notes are not called and the Reference Return of the Least Performing Underlying is less than -25.00%.
- ▶ You are willing to lose up to 100% of the Principal Amount.
- ▶ You are willing to hold the Notes, which will be automatically called on any Call Observation Date on which the Official Closing Price of each Underlying is at or above its Call Threshold, or you are otherwise willing to hold the Notes to maturity.
- ▶ You are willing to forgo guaranteed interest payments on the Notes, and the dividends or other distributions paid on the stocks included in the Underlyings.
- ▶ You do not seek an investment for which there will be an active secondary market.
- ▶ You are willing to accept the risk and return profile of the Notes versus a conventional debt security with a comparable maturity issued by HSBC or another issuer with a similar credit rating.
- ▶ You are comfortable with the creditworthiness of HSBC, as Issuer of the Notes.

### The Notes may not be suitable for you if:

- ▶ You believe that the Official Closing Price of at least one Underlying will be less than its Call Threshold on each of the Call Observation Dates, and below its Barrier Value on the Final Valuation Date.
- ▶ You believe that the Call Premium, if any, will not provide you with your desired return.
- ▶ You are unwilling to invest in the Notes based on the fact that your maximum potential return is limited to the applicable Call Premium payable on the Notes on a given Call Payment Date.
- ▶ You seek an investment that provides an opportunity to participate in the appreciation of the Underlyings.
- ▶ You are unwilling to make an investment that is exposed to the potential downside performance of the Least Performing Underlying on a 1-to-1 basis if the Notes are not called and the Reference Return of the Least Performing Underlying is less than -25.00%.
- ▶ You seek an investment that provides full return of principal at maturity.
- ▶ You are unable or unwilling to hold Notes that will be automatically called on any Call Observation Date on which the Official Closing Price of each Underlying is at or above its Call Threshold, or you are otherwise unable or unwilling to hold the Notes to maturity.
- ▶ You prefer to receive guaranteed periodic interest payments on the Notes, or the dividends or other distributions paid on the stocks included in the Underlyings.
- ▶ You seek an investment for which there will be an active secondary market.
- ▶ You prefer the lower risk, and therefore accept the potentially lower returns, of conventional debt securities with comparable maturities issued by HSBC or another issuer with a similar credit rating.
- ▶ You are not willing or are unable to assume the credit risk associated with HSBC, as Issuer of the Notes.

## RISK FACTORS

We urge you to read the section “Risk Factors” beginning on page S-1 of the accompanying prospectus supplement and page S-1 of the accompanying ETF Underlying Supplement. You should understand the risks of investing in the Notes and should reach an investment decision only after careful consideration, with your advisors, of the suitability of the Notes in light of your particular financial circumstances and the information set forth in this document and the accompanying prospectus, prospectus supplement and ETF Underlying Supplement.

In addition to the risks discussed below, you should review “Risk Factors” in the accompanying prospectus supplement and ETF Underlying Supplement including the explanation of risks relating to the Notes described in the following sections:

- ▶ “—Risks Relating to All Note Issuances” in the prospectus supplement; and
- ▶ “—General Risks Related to Index Funds” in the ETF Underlying Supplement.

You will be subject to significant risks not associated with conventional fixed-rate or floating-rate debt securities.

### *Risks Relating to the Structure or Features of the Notes*

#### **The Notes do not guarantee any return of principal and you may lose all of your Principal Amount.**

The Notes do not guarantee any return of principal. The Notes differ from ordinary debt securities in that we will not pay you 100% of the Principal Amount of your Notes if the Notes are not called and the Final Value of the Least Performing Underlying is less than its Barrier Value. In this case, the Payment at Maturity you will be entitled to receive will be less than the Principal Amount and you will lose 1% for each 1% that the Reference Return of the Least Performing Underlying is less than 0.00%. You may lose up to 100% of your investment at maturity. If the Notes are not called, you will not receive any Call Premium.

#### **You may not receive the Call Premium.**

The Notes may not be called, and in such a case you will not receive the Call Premium. If the Official Closing Price of the Least Performing Underlying on the Final Valuation Date is less than its Barrier Level, we will not pay you the Call Premium at maturity, you will not receive a positive return on the Notes, and you will lose some or all of your principal amount.

#### **Your return on the Notes is limited to the Principal Amount plus the applicable Call Premium, if any, regardless of any appreciation in the value of any Underlying.**

If the Notes are called, for each \$1,000 Principal Amount, you will receive \$1,000 at maturity plus the applicable Call Premium, regardless of any appreciation in the value of any Underlying, which may be significant. Accordingly, the return on the Notes may be significantly less than the return on a direct investment in the stocks included in the Underlyings during the term of the Notes.

#### **The amount payable on the Notes is not linked to the values of the Underlyings at any time other than the Call Observation Dates, including the Final Valuation Date.**

The payments on the Notes will be based on the Official Closing Prices of the Underlyings on the Call Observation Dates, including the Final Valuation Date, subject to postponement for non-trading days and certain Market Disruption Events. If the Notes are not called, even if the value of each Underlying is greater than or equal to its Call Threshold during the term of the Notes other than on the Call Observation Dates but then decreases on each Call Observation Date to a value that is less than its Call Threshold, the return on the Notes may be less, and possibly significantly less, than it would have been had the Notes had been called. Similarly, even if the value of the Least Performing Underlying is greater than or equal to its Barrier Value during the term of the Notes other than on the Final Valuation Date but then decreases on the Final Valuation Date to a value that is less than its Barrier Value, the Payment at Maturity will be less, possibly significantly less, than it would have been had the Payment at Maturity been linked to the value of the Least Performing Underlying prior to such decrease. Although the actual values of the Underlyings on the Maturity Date or at other times during the term of the Notes may be higher than their respective values on the Call Observation Dates, whether the Notes will be called and the Payment at Maturity will be based solely on the Official Closing Prices of the Underlyings on the applicable Call Observation Dates.

#### **Because the Notes are linked to the performance of the Least Performing Underlying, you are exposed to greater risks of not receiving the Call Premium and sustaining a significant loss on your investment than if the Notes were linked to just one Underlying.**

The risk that you will not receive the Call Premium, or that you will suffer a significant loss on your investment, is greater if you invest in the Notes as opposed to substantially similar securities that are linked to the performance of just one Underlying. With multiple Underlyings, it is more likely that one of the Underlyings will close below its respective Barrier Value on the Final Valuation Date, than if the Notes were linked to only one Underlying. Therefore, it is more likely that you will suffer a significant loss on your investment. In addition, because each Underlying must close above its Call Threshold on a Call Observation Date in order for the Notes to be called, the Notes are less likely to be called than if the Notes were linked to just one Underlying, and you may not receive the Call Premium.



**The Notes may be called prior to the Maturity Date.**

If the Notes are called early, the holding period could be as little as approximately 6 months. There is no guarantee that you would be able to reinvest the proceeds from an investment in the Notes at a comparable return for a similar level of risk in the event the Notes are called prior to the Maturity Date.

**If the Notes are not called, your return will be based on the Reference Return of the Least Performing Underlying.**

If the Notes are not called, in which case you will not receive any Call Premium, your return will be based on the Reference Return of the Least Performing Underlying without regard to the performance of any other Underlying. As a result, you could lose all or some of your initial investment if the Final Value of the Least Performing Underlying is less than its Barrier Value, even if there is an increase in the value of any other Underlying. This could be the case even if any other Underlying increased by an amount greater than the decrease in the Least Performing Underlying.

**Higher Call Premiums or lower Barrier Values are generally associated with Underlyings with greater expected volatility and therefore can indicate a greater risk of loss.**

"Volatility" refers to the frequency and magnitude of changes in the value, of an Underlying. The greater the expected volatility with respect to an Underlying on the Trade Date, the higher the expectation as of the Trade Date that the value of that Underlying could close below its Call Threshold on a Call Observation Date or its Barrier Value on the Final Valuation Date, indicating a higher expected risk of non-payment of any of the Call Premiums or loss on the Notes. This greater expected risk will generally be reflected in a higher Call Premiums than the yield payable on our conventional debt securities with a similar maturity, or in more favorable terms (such as a lower Barrier Value) than for similar securities linked to the performance of an Underlying with a lower expected volatility as of the Trade Date. You should therefore understand that a relatively higher Call Premiums may indicate an increased risk of loss. Further, a relatively lower Barrier Value may not necessarily indicate that the Notes have a greater likelihood of a repayment of principal at maturity. The volatility of an Underlying can change significantly over the term of the Notes. The value of an Underlying for your Notes could fall sharply, which could result in a significant loss of principal. You should be willing to accept the downside market risk of the Least Performing Underlying and the potential to lose some or all of your principal at maturity.

**Since the Notes are linked to the performance of more than one Underlying, you will be fully exposed to the risk of fluctuations in the value of each Underlying.**

Since the Notes are linked to the performance of more than one Underlying, the Notes will be linked to the individual performance of each Underlying. Because the Notes are not linked to a weighted basket, in which the risk is mitigated and diversified among all of the components of a basket, you will be exposed to the risk of fluctuations in the values of the Underlyings to the same degree for each Underlying. For example, in the case of securities linked to a weighted basket, the return would depend on the weighted aggregate performance of the basket components reflected as the basket return. Thus, the depreciation of any basket component could be mitigated by the appreciation of another basket component, as scaled by the weightings of such basket components. However, in the case of these Notes, the individual performance of each of the Underlyings would not be combined to calculate your return and the depreciation of either of the Underlyings would not be mitigated by the appreciation of the other Underlying. Instead, your return would depend on the Least Performing Underlying.

***Risks Relating to the Reference Asset*****Changes that affect an Underlying may affect the value of an Underlying and the market value of the Notes and the amount you will receive on the Notes and the amount you will receive at maturity.**

The policies of the reference sponsor of an Underlying concerning additions, deletions and substitutions of the stocks included in an Underlying, and the manner in which the reference sponsor takes account of certain changes affecting those stocks, may affect the value of an Underlying. The policies of the reference sponsor with respect to the calculation of an Underlying could also affect the value of an Underlying. The reference sponsor may discontinue or suspend calculation or dissemination of an Underlying. Any such actions could affect the value of an Underlying and the value of and the return on the Notes.

**There are risks associated with concentration of investment in a particular sector.**

The equity securities held by the XLY are issued by companies that are in the following industries: retail (specialty, multiline, internet and direct marketing); hotels, restaurants and leisure; textiles, apparel and luxury goods; household durables; automobiles; auto components; distributors; leisure products; and diversified consumer services. Consequently, the value of the notes may be subject to greater volatility and be more adversely affected by a single economic, environmental, political or regulatory occurrence affecting such industries than an investment linked to a more broadly diversified group of issuers. Stock prices for these types of companies are affected by supply and demand both for their specific product or service and for consumer discretionary products and services in general.

**Risks associated with the consumer discretionary sector.**

The XLY invests in consumer discretionary companies. The success of consumer product manufacturers and retailers is tied closely to the performance of the overall domestic and global economy, interest rates, competition and consumer confidence. Success depends

heavily on disposable household income and consumer spending. Also, companies in the consumer discretionary sector may be subject to severe competition, which may have an adverse impact on their respective profitability. Changes in demographics and consumer tastes can also affect the demand for, and success of, consumer products and services in the marketplace.

#### **Risks associated with the financial sector.**

The XLF invests in financial services companies, which are subject to extensive governmental regulation which may limit both the amounts and types of loans and other financial commitments they can make, and the interest rates and fees they can charge. Profitability is largely dependent on the availability and cost of capital funds, and can fluctuate significantly when interest rates change or due to increased competition. In addition, the recent deterioration of the credit markets generally has caused an adverse impact in a broad range of markets, including U.S. and international credit and interbank money markets generally, thereby affecting a wide range of financial institutions and markets. Events in the financial sector have resulted, and may continue to result, in an unusually high degree of volatility in the financial markets, both domestic and foreign, and caused certain financial services companies to incur large losses. Numerous financial services companies have experienced substantial declines in the valuations of their assets, taken action to raise capital (such as the issuance of debt or equity securities), or even ceased operations. These actions have caused the securities of many financial services companies to experience a dramatic decline in value. Credit losses resulting from financial difficulties of borrowers and financial losses associated with investment activities can negatively impact the sector. Insurance companies may be subject to severe price competition. Adverse economic, business or political developments affecting real estate could have a major effect on the value of real estate securities (which include REITs).

#### **There are risks associated with concentration of investment in a particular sector.**

The equity securities held by the XLK are issued by companies that are in the following industries: technology hardware, storage, and peripherals; software; communications equipment; semiconductors and semiconductor equipment; IT services; and electronic equipment, instruments and components. Consequently, the value of the Notes may be subject to greater volatility and be more adversely affected by a single economic, environmental, political or regulatory occurrence affecting such industries than an investment linked to a more broadly diversified group of issuers. Stock prices for these types of companies are affected by supply and demand both for their specific product or service and for technology products and services in general.

#### **Risks associated with the technology sector.**

The XLK invests in technology companies. Market or economic factors impacting technology companies and companies that rely heavily on technological advances could have a major effect on the value of the Fund's investments. The value of stocks of technology companies and companies that rely heavily on technology is particularly vulnerable to rapid changes in technology product cycles, rapid product obsolescence, government regulation and competition, both domestically and internationally, including competition from foreign competitors with lower production costs. Stocks of technology companies and companies that rely heavily on technology, especially those of smaller, less-seasoned companies, tend to be more volatile than the overall market. Technology companies are heavily dependent on patent and intellectual property rights, the loss or impairment of which may adversely affect profitability. Additionally, companies in the technology sector may face dramatic and often unpredictable changes in growth rates and competition for the services of qualified personnel.

#### **General Risk Factors**

##### **The Notes are subject to the credit risk of HSBC USA Inc.**

The Notes are senior unsecured debt obligations of the Issuer, HSBC, and are not, either directly or indirectly, an obligation of any third party. As further described in the accompanying prospectus supplement and prospectus, the Notes will rank on par with all of the other unsecured and unsubordinated debt obligations of HSBC, except such obligations as may be preferred by operation of law. Any payment to be made on the Notes, including any return of principal at maturity, depends on the ability of HSBC to satisfy its obligations as they come due. As a result, the actual and perceived creditworthiness of HSBC may affect the market value of the Notes and, in the event HSBC were to default on its obligations, you may not receive the amounts owed to you under the terms of the Notes.

##### **The Notes are not insured or guaranteed by any governmental agency of the United States or any other jurisdiction.**

The Notes are not deposit liabilities or other obligations of a bank and are not insured or guaranteed by the Federal Deposit Insurance Corporation or any other governmental agency or program of the United States or any other jurisdiction. An investment in the Notes is subject to the credit risk of HSBC, and in the event that HSBC is unable to pay its obligations as they become due, you may not receive the full payments due on the Notes.

##### **The Estimated Initial Value of the Notes, which will be determined by us on the Trade Date, is expected to be less than the price to public and may differ from the market value of the Notes in the secondary market, if any.**

The Estimated Initial Value of the Notes will be calculated by us on the Trade Date and is expected to be less than the price to public. The Estimated Initial Value will reflect our and our affiliates' internal funding rate, which is the borrowing rate paid to issue market-linked securities, as well as the mid-market value of the embedded derivatives in the Notes. This internal funding rate is typically lower than the rate we would use when we issue conventional fixed or floating rate debt securities. As a result of the difference between our internal funding rate and the rate we would use when we issue conventional fixed or floating rate debt securities, the Estimated Initial Value of

the Notes may be lower if it were based on the prices at which our fixed or floating rate debt securities trade in the secondary market. In addition, if we were to use the rate we use for our conventional fixed or floating rate debt issuances, we would expect the economic terms of the Notes to be more favorable to you. We will determine the value of the embedded derivatives in the Notes by reference to our or our affiliates' internal pricing models. These pricing models consider certain assumptions and variables, which can include volatility and interest rates. Different pricing models and assumptions could provide valuations for the Notes that are different from our Estimated Initial Value. These pricing models rely in part on certain forecasts about future events, which may prove to be incorrect. The Estimated Initial Value does not represent a minimum price at which we or any of our affiliates would be willing to purchase your Notes in the secondary market (if any exists) at any time.

**The price of your Notes in the secondary market, if any, immediately after the Trade Date is expected to be less than the price to public.**

The price to public takes into account certain costs. These costs, which will be used or retained by us or one of our affiliates, include our affiliates' projected hedging profits (which may or may not be realized) for assuming risks inherent in hedging our obligations under the Notes, the underwriting discount and the costs associated with structuring and hedging our obligations under the Notes. If you were to sell your Notes in the secondary market, if any, the price you would receive for your Notes may be less than the price you paid for them because secondary market prices will not take into account these costs. The price of your Notes in the secondary market, if any, at any time after issuance will vary based on many factors, including the values of the Underlyings and changes in market conditions, and cannot be predicted with accuracy. The Notes are not designed to be short-term trading instruments, and you should, therefore, be able and willing to hold the Notes to maturity. Any sale of the Notes prior to maturity could result in a loss to you.

**If we were to repurchase your Notes immediately after the Original Issue Date, the price you receive may be higher than the Estimated Initial Value of the Notes.**

Assuming that all relevant factors remain constant after the Original Issue Date, the price at which HSBC Securities (USA) Inc. may initially buy or sell the Notes in the secondary market, if any, and the value that may initially be used for customer account statements, if any, may exceed the Estimated Initial Value on the Trade Date for a temporary period expected to be approximately 6 months after the Original Issue Date. This temporary price difference may exist because, in our discretion, we may elect to effectively reimburse to investors a portion of the estimated cost of hedging our obligations under the Notes and other costs in connection with the Notes that we will no longer expect to incur over the term of the Notes. We will make such discretionary election and determine this temporary reimbursement period on the basis of a number of factors, including the tenor of the Notes and any agreement we may have with the distributors of the Notes. The amount of our estimated costs which we effectively reimburse to investors in this way may not be allocated ratably throughout the reimbursement period, and we may discontinue such reimbursement at any time or revise the duration of the reimbursement period after the Original Issue Date of the Notes based on changes in market conditions and other factors that cannot be predicted.

**You will not have any ownership interest in the stocks included in an Underlying.**

As a holder of the Notes, you will not have any ownership interest in the stocks included in an Underlying, such as rights to vote, dividend payments or other distributions. Because the return on the Notes will not reflect any dividends on those stocks, the Notes may underperform an investment in the stocks included in an Underlying.

**The Notes lack liquidity.**

The Notes will not be listed on any securities exchange or automated quotation system. HSBC Securities (USA) Inc. is not required to offer to purchase the Notes in the secondary market, if any exists. Even if there is a secondary market, it may not provide enough liquidity to allow you to trade or sell the Notes easily. Because other dealers are not likely to make a secondary market for the Notes, the price at which you may be able to trade your Notes is likely to depend on the price, if any, at which HSBC Securities (USA) Inc. is willing to buy the Notes.

**Potential conflicts of interest may exist.**

An affiliate of HSBC has a minority equity interest in the owner of an electronic platform, through which we may make available certain structured investments offering materials. HSBC and its affiliates play a variety of roles in connection with the issuance of the Notes, including acting as calculation agent and hedging our obligations under the Notes. In performing these duties, the economic interests of the calculation agent and other affiliates of ours are potentially adverse to your interests as an investor in the Notes. We will not have any obligation to consider your interests as a holder of the Notes in taking any action that might affect the value of your Notes.

**Uncertain tax treatment.**

For a discussion of the U.S. federal income tax consequences of your investment in a Note, please see the discussion under "U.S. Federal Income Tax Considerations" herein and the discussion under "U.S. Federal Income Tax Considerations" in the accompanying prospectus supplement.

## ILLUSTRATIVE EXAMPLES

The following table and examples are provided for illustrative purposes only and are hypothetical. They do not purport to be representative of every possible scenario concerning increases or decreases in the value of any Underlying relative to its Initial Value. We cannot predict the Official Closing Price of an Underlying on any Call Observation Date, including the Final Valuation Date. The assumptions we have made in connection with the illustrations set forth below may not reflect actual events. You should not take this illustration or these examples as an indication or assurance of the expected performance of the Underlyings or the return on the Notes.

The table and examples below illustrate how the Call Premium and the Payment at Maturity would be calculated with respect to a \$1,000 investment in the Notes, given a range of hypothetical performances of any Underlying. The hypothetical returns on the Notes below are numbers, expressed as percentages, that result from comparing the Payment at Maturity per \$1,000 Principal Amount to \$1,000. The numbers appearing in the following table and examples may have been rounded for ease of analysis. The following table and examples assume the following:

- ▶ Principal Amount: \$1,000
- ▶ Hypothetical Initial Value\*: \$100.00
- ▶ Hypothetical Call Threshold: For each Underlying on a Call Observation Date, the relevant percentage of the Initial Value\* of such Underlying applicable on such Call Observation Date as described on page FWP-5 under Call Observation Dates, Call Payment Dates, Call Premiums and Call Threshold
- ▶ Hypothetical Barrier Value: \$75.00 (75.00% of the Initial Value)
- ▶ Hypothetical Call Premium: 8.45% per semi-annual period, payable as described on page FWP-5 under Call Observation Dates, Call Payment Dates, Call Premiums and Call Threshold. The actual Call Premium will be determined on the Trade Date and will be at least 16.90% per annum.

\* The hypothetical Initial Value of \$100.00 used in the examples below has been chosen for illustrative purposes only and does not represent the actual Initial Value of any Underlying. The actual Initial Value of each Underlying will be determined on the Pricing Date and set forth in the final pricing supplement to which this free writing prospectus relates.

	Notes Are Called on a Call Observation Date		Notes Are Not Called on Any Call Observation Date	
	Example 1	Example 2	Example 3	Example 4
Initial Value of each Underlying	\$100.00	\$100.00	\$100.00	\$100.00
Call Threshold of each Underlying	\$100.00	\$100.00	\$100.00	\$100.00
Barrier Value of each Underlying	\$75.00	\$75.00	\$75.00	\$75.00
<b>Call Observation Dates</b>	<b>Official Closing Price / Percentage Change of the Least Performing Underlying</b>			
1 <sup>st</sup> Call Observation Date	\$120.00 / 20.00% Call Premium: \$84.50	\$80.25 / -19.75% Call Premium: \$0.00	\$80.25 / -19.75% Call Premium: \$0.00	\$67.50 / -32.50% Call Premium: \$0.00
2 <sup>nd</sup> Call Observation Date to 3 <sup>rd</sup> Call Observation Date	N/A	Official Closing Price is below the Call Threshold Call Premium: \$0.00	Official Closing Price is below the Call Threshold Call Premium: \$0.00	Official Closing Price is below the Call Threshold Call Premium: \$0.00
Final Valuation Date	N/A	\$120.00 / 20.00% Call Premium: \$338.00	\$77.25 / -22.75% Call Premium: \$0.00	\$52.50 / -47.50% Call Premium: \$0.00
Payment if Notes are Called	\$1,084.50	See below	N/A	N/A
Payment at Maturity	N/A	\$1,338.00	\$1,000.00	\$1,000 + (\$1,000 x -47.50%) = \$525.00
Return of the Notes	8.45%	33.80%	0.00%	-47.50%

**Example 1—The Official Closing Price of each Underlying on the first Call Observation Date is greater than or equal to its Call Threshold.**

<u>Underlying</u>		<u>Initial Value</u>		<u>Official Closing Price</u>
XLY		\$100.00		\$125.00 (125.00% of Initial Value)
XLF		\$100.00		\$120.00 (120.00% of Initial Value)
XLK		\$100.00		\$129.00 (129.00% of Initial Value)

<b>Payment Upon a Call:</b>		<b>\$1,084.50</b>
-----------------------------	--	-------------------

Because the Official Closing Price of each Underlying on the first Call Observation Date is at or above its Call Threshold, the Notes will be called and you will receive \$1,084.50 per Note, reflecting the Principal Amount plus the applicable Call Premium, resulting in a 8.45% return on the Notes. No extra payment will be made on account of each Underlying closing above its respective Initial Value.

**Example 2—The Official Closing Price of each Underlying on the final Call Observation Date is greater than or equal to its Call Threshold.**

<u>Underlying</u>		<u>Initial Value</u>		<u>Final Value</u>
XLY		\$100.00		\$125.00 (125.00% of Initial Value)
XLF		\$100.00		\$120.00 (120.00% of Initial Value)
XLK		\$100.00		\$130.00 (130.00% of Initial Value)

<b>Payment Upon a Call:</b>		<b>\$1,338.00</b>
-----------------------------	--	-------------------

Because the Official Closing Price of each Underlying on the final Call Observation Date is at or above its Call Threshold, the Notes will be called and you will receive \$1,338.00 per Note, reflecting the Principal Amount plus the applicable Call Premium, resulting in a 33.80% return on the Notes. No extra payment will be made on account of each Underlying closing above its respective Initial Value.

**Example 3— The Notes are not called and the Final Value of the Least Performing Underlying is greater than or equal to its Barrier Value.**

<u>Underlying</u>		<u>Initial Value</u>		<u>Final Value</u>
XLY		\$100.00		\$115.00 (115.00% of Initial Value)
XLF		\$100.00		\$77.25 (77.25% of Initial Value)
XLK		\$100.00		\$110.00 (110.00% of Initial Value)

The XLF is the Least Performing Underlying.

<b>Reference Return of the Least Performing Underlying:</b>		<b>-22.75%</b>
<b>Payment at Maturity:</b>		<b>\$1,000.00</b>

Because the Final Value of the Least Performing Underlying is less than its Call Threshold but is greater than or equal to the Barrier Value, you will receive \$1,000 per Note, reflecting the Principal Amount, resulting in a 0.00% return on the Notes, even though the value of the Least Performing Underlying has declined.

**Example 4—The Notes are not called and the Final Value of the Least Performing Underlying is less than its Barrier Value.**

<u>Underlying</u>		<u>Initial Value</u>		<u>Final Value</u>
XLY		\$100.00		\$110.00 (110.00% of Initial Value)
XLF		\$100.00		\$52.50 (52.50% of Initial Value)
XLK		\$100.00		\$105.00 (105.00% of Initial Value)

The XLF is the Least Performing Underlying.

<b>Reference Return of the Least Performing Underlying:</b>		<b>-47.50%</b>
<b>Payment at Maturity:</b>		<b>\$525.00</b>

Because the Final Value of the Least Performing Underlying is less than its Barrier Value, you will receive \$525.00 per \$1,000 Principal Amount, calculated as follows:

$$\text{Final Settlement Value} = \$1,000 + (\$1,000 \times -47.50\%) = \$525.00$$

You will not receive a Call Premium, resulting in a -47.50% return on the Notes.

If the Notes are not called and the Final Value of the Least Performing Underlying is less than its Barrier Value, you will be exposed to any decrease in the value of the Least Performing Underlying on a 1:1 basis and could lose up to 100% of your principal at maturity.



## DESCRIPTION OF THE REFERENCE ASSET

### Description of the XLY

We have derived all information contained in this document regarding the XLY, including, without limitation, its make-up, method of calculation and changes in its components, from publicly available information. Such information reflects the policies of, and is subject to change by the Select Sector SPDR® Trust and SSGA Funds Management, Inc. ("SSFM"). Neither we nor any of our affiliates has undertaken any independent review or due diligence of such information. The XLY is an investment portfolio managed by SSFM, the investment adviser to the XLY. The XLY is an exchange-traded fund that trades on the NYSE Arca, Inc. under the ticker symbol "XLY." The returns of the XLY may be affected by certain management fees and other expenses, which are detailed in its prospectus.

The Select Sector SPDR® Trust is a registered investment company that consists of eleven separate investment portfolios (each, a "Select Sector SPDR® Fund"), including the XLY. Each Select Sector SPDR® Fund is an index fund that invests in a particular sector or group of industries represented by a specified Select Sector Index (together, the "Select Sector Indices"). The companies included in each Select Sector Index are selected on the basis of the Global Industry Classification Standard (GICS®) from a universe of companies defined by the S&P 500® Index (the "SPX"). The Select Sector Indices upon which the Select Sector SPDR® Funds are based together comprise all of the companies in the SPX.

Information provided to or filed with the SEC by the Select Sector SPDR® Trust pursuant to the Securities Act of 1933, as amended, and the Investment Company Act of 1940, as amended, can be located by reference to SEC file numbers 333-57791 and 811-08837, respectively, through the SEC's website at <http://www.sec.gov>. Information from outside sources is not incorporated by reference in, and should not be considered a part of, this document. In addition, information may be obtained from other sources including, but not limited to, press releases, newspaper articles and other publicly disseminated documents. Neither we nor any of our affiliates has undertaken any independent review or due diligence of such information. You should undertake an independent investigation of the XLY as in your judgment is appropriate to make an informed decision with respect to an investment linked to the XLY.

### Investment Objective

The XLY seeks to provide investment results that correspond generally to the price and yield performance, before fees and expenses, of publicly traded equity securities of companies in the consumer discretionary sector, as represented by the S&P® Consumer Discretionary Select Sector Index (the "IXY"). The IXY measures the performance of the consumer discretionary sector of the large-cap U.S. equity market. The IXY includes companies in the following industries: automotive, household durable goods, leisure equipment, textiles & apparel, hotels, restaurants and other leisure facilities, media production and services, and consumer retailing and services.

### Investment Strategy — Replication

The XLY pursues the indexing strategy of "replication" seeking to track the performance of the IXY. The XLY will generally invest in all of the equity securities included in the IXY in approximately the same proportions as the IXY. There may, however, be instances where SSFM may choose to overweight a stock in the XLY compared to the IXY, purchase or sell securities not included in the IXY or utilize various combinations of other available investment techniques in seeking to track accurately the IXY. The XLY will normally invest at least 95% of its total assets in the securities that comprise the IXY. The XLY may invest its remaining assets in cash and cash equivalents or money market instruments, such as repurchase agreements and money market funds. Swaps, options and futures contracts, convertible securities and structured notes may be used by the XLY in seeking performance that corresponds to the IXY and in managing cash flows. The Board of Trustees of the Select Sector SPDR® Trust may change the XLY's investment strategy and other policies without shareholder approval.

### Correlation

The IXY is a theoretical financial calculation, while the XLY is an actual investment portfolio. The return of the XLY may not match or achieve a high degree of correlation with the return of the IXY due to operating expenses, transaction costs, cash flows, regulatory requirements and operational inefficiencies.

### Description of the Select Sector Indices and the SPX

All information in this document regarding the IXY and the SPX, including, without limitation, their make-up, method of calculation and changes in their components, is derived from publicly available information. Such information reflects the policies of, and is subject to change by the applicable index sponsor and the parties responsible for maintaining and calculating the indices. Neither we nor any of our affiliates has undertaken any independent review or due diligence of such information. S&P Dow Jones Indices LLC ("S&P"), a division of S&P Global, owns the copyright and all other rights to the IXY and SPX. S&P has no obligation to continue to publish, and may discontinue publication of, the IXY and the SPX.

### Select Sector Index Capping Methodology

For reweighting purposes, the Select Sector Indices are rebalanced quarterly after the close of business on the third Friday of March, June, September and December using the following procedures:

1. The rebalancing reference date is the second Friday of March, June, September and December.
2. With prices reflected on the rebalancing reference date, and membership, shares outstanding and IWFs as of the rebalancing effective date, each company is weighted by float-adjusted market capitalization. Modifications are made as defined below.

3. If any company has a weight greater than 24%, the company's float-adjusted market capitalization weight is capped at 23%, which allows for a 2% buffer. This buffer is meant to ensure that no company exceeds 25% as of the quarter-end diversification requirement date.

4. All excess weight is proportionally redistributed to all uncapped companies within the relevant Select Sector Index.

5. After this redistribution, if the float-adjusted market capitalization weight of any other company then breaches 23%, the process is repeated iteratively until no company breaches the 23% weight cap.

6. The sum of the companies with weights greater than 4.8% cannot exceed 50% of the total index weight. These caps are set to allow for a buffer below the 5% limit.

7. If the rule in paragraph 6 is breached, all companies are ranked in descending order of their float-adjusted market capitalization weights. The first company that causes the 50% limit to be breached has its weight reduced to 4.5%.

8. This excess weight is proportionally redistributed to all companies with weights below 4.5%. This is repeated iteratively until paragraph 6 is satisfied.

9. Index share amounts are assigned to each constituent to arrive at the weights calculated above. Since index shares are assigned based on prices one week prior to rebalancing, the actual weight of each constituent at the rebalancing differs somewhat from these weights due to market movements.

10. If necessary, the reweighting process may take place more than once prior to the close on the last business day of March, June, September or December to ensure the Select Sector Indices conform to all diversification requirements.

If necessary, the reweighting process may take place more than once prior to the close on the last business day of March, June, September or December to ensure the Select Sector Indices conform to all diversification requirements.

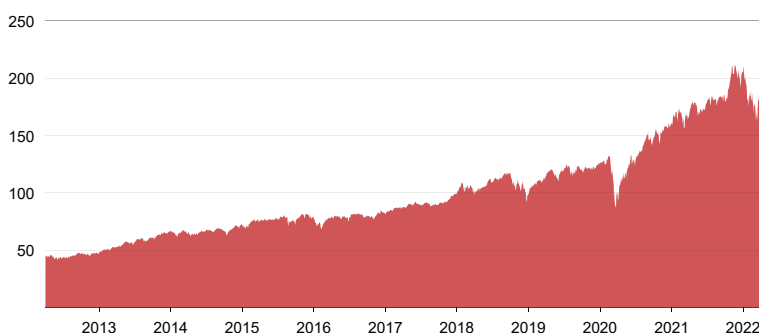
When companies represented in the Select Sector Indices are represented by multiple share classes, maximum weight capping is based on company float-adjusted market capitalization, with the weight of multiple-class companies allocated proportionally to each share class based on its float-adjusted market capitalization as of the rebalancing reference date. If no capping is required, both share classes remain in the relevant Select Sector Index at their natural float-adjusted market capitalization.

#### ***Index Calculation, Maintenance and Governance***

The Select Sector Indices are calculated, maintained and governed using the same methodology as the SPX, subject to the capping methodology described above.

#### **Historical Performance of the XLY**

The following graph sets forth the historical performance of the XLY based on the daily historical closing values from March 30, 2012 through March 30, 2022. We obtained the closing values below from the Bloomberg Professional® service. We have not undertaken any independent review of, or made any due diligence inquiry with respect to, the information obtained from the Bloomberg Professional® service.



The historical values of the XLY should not be taken as an indication of future performance, and no assurance can be given as to the Official Closing Price of the XLY on any Call Observation Date, including the Final Valuation Date.

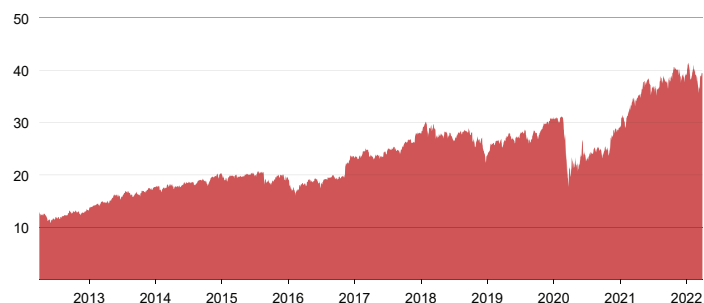
### Description of the XLF

The Financial Select Sector SPDR® Fund (“XLF”) is an exchange-traded fund. The XLF seeks investment results that correspond generally to the price and yield performance, before fees and expenses, of the S&P® Financial Select Sector Index (“IXM”). The IXM includes companies in the following industries: banks; diversified financials; and insurance. Shares of the XLF are listed and trade on the NYSE Arca under the ticker symbol “XLF.”

***For more information about the XLF, see “The Financial Select Sector SPDR® Fund” beginning on page S-17 of the accompanying ETF Underlying Supplement.***

### Historical Performance of the XLF

The following graph sets forth the historical performance of the XLF based on the daily historical closing values from March 30, 2012 through March 30, 2022. We obtained the closing values below from the Bloomberg Professional® service. We have not undertaken any independent review of, or made any due diligence inquiry with respect to, the information obtained from the Bloomberg Professional® service.



The historical values of the XLF should not be taken as an indication of future performance, and no assurance can be given as to the Official Closing Price of the XLF on any Call Observation Date, including the Final Valuation Date.

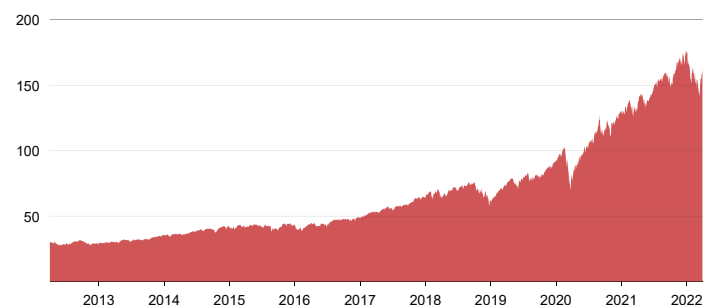
### Description of the XLK

The Technology Select Sector SPDR® Fund (“XLK”) is an exchange-traded fund. The XLK’s objective is to replicate as closely as possible, before fees and expenses, the price and yield performance of the Technology Select Sector Index. The XLK holds large and mid-cap technology stocks. Its largest investment allocation is in the United States. The XLK weights the holdings using a market capitalization methodology. Shares of the XLK are listed and trade on the NYSE Arca under the ticker symbol “XLK.”

***For more information about the XLK, see “The Technology Select Sector SPDR® Fund” beginning on page S-21 of the accompanying ETF Underlying Supplement.***

### Historical Performance of the XLK

The following graph sets forth the historical performance of the XLK based on the daily historical closing values from March 30, 2012 through March 30, 2022. We obtained the closing values below from the Bloomberg Professional® service. We have not undertaken any independent review of, or made any due diligence inquiry with respect to, the information obtained from the Bloomberg Professional® service.



The historical values of the XLK should not be taken as an indication of future performance, and no assurance can be given as to the Official Closing Price of the XLK on any Call Observation Date, including the Final Valuation Date.

### EVENTS OF DEFAULT AND ACCELERATION

If the Notes have become immediately due and payable following an Event of Default (as defined in the accompanying prospectus) with respect to the Notes, the calculation agent will determine the accelerated payment due and payable in the same general manner as described in this document except that in such a case, the scheduled trading day immediately preceding the date of acceleration will be used as the Final Valuation Date for purposes of determining the Reference Return of any Underlying, and the accelerated Maturity Date will be three business days after the accelerated Final Valuation Date. If a Market Disruption Event exists with respect to any Underlying on that scheduled trading day, then the accelerated Final Valuation Date for that Underlying will be postponed for up to five scheduled trading days (in the same manner used for postponing the originally scheduled Final Valuation Date). The accelerated Maturity Date will also be postponed by an equal number of business days. For the avoidance of doubt, if no Market Disruption Event exists with respect to an Underlying on the scheduled trading day preceding the date of acceleration, the determination of such Underlying’s Reference Return will be made on such date, irrespective of the existence of a Market Disruption Event with respect to any other Underlying occurring on such date.

If the Notes have become immediately due and payable following an Event of Default, you will not be entitled to any additional payments with respect to the Notes. For more information, see “Description of Debt Securities — Senior Debt Securities — Events of Default” in the accompanying prospectus.

## **SUPPLEMENTAL PLAN OF DISTRIBUTION (CONFLICTS OF INTEREST)**

We have appointed HSBC Securities (USA) Inc., an affiliate of HSBC, as the agent for the sale of the Notes. Pursuant to the terms of a distribution agreement, HSBC Securities (USA) Inc. will purchase the Notes from HSBC at the price to public less the underwriting discount set forth on the cover page of the pricing supplement to which this document relates, for distribution to other registered broker-dealers or will offer the Notes directly to investors. HSBC Securities (USA) Inc. proposes to offer the Notes at the price to public set forth on the cover page of this document. HSBC USA Inc. or one of our affiliates may pay varying underwriting discounts of up to 2.25% per \$1,000 Principal Amount in connection with the distribution of the Notes to other registered broker-dealers.

An affiliate of HSBC has paid or may pay in the future an amount to broker-dealers in connection with the costs of the continuing implementation of systems to support the Notes.

In addition, HSBC Securities (USA) Inc. or another of its affiliates or agents may use the pricing supplement to which this document relates in market-making transactions after the initial sale of the Notes, but is under no obligation to make a market in the Notes and may discontinue any market-making activities at any time without notice.

See “Supplemental Plan of Distribution (Conflicts of Interest)” on page S-83 in the prospectus supplement.

We expect that delivery of the Notes will be made against payment for the Notes on or about the Original Issue Date set forth on the inside cover page of this document, which is more than two business days following the Trade Date. Under Rule 15c6-1 under the Securities Exchange Act of 1934, trades in the secondary market generally are required to settle in two business days, unless the parties to that trade expressly agree otherwise. Accordingly, purchasers who wish to trade the Notes more than two business days prior to the Original Issue Date will be required to specify an alternate settlement cycle at the time of any such trade to prevent a failed settlement, and should consult their own advisors.

## **U.S. FEDERAL INCOME TAX CONSIDERATIONS**

There is no direct legal authority as to the proper tax treatment of the Notes, and therefore significant aspects of the tax treatment of the Notes are uncertain as to both the timing and character of any inclusion in income in respect of the Notes. Under one approach, a Note should be treated as a pre-paid executory contract with respect to the Underlyings. We intend to treat the Notes consistent with this approach. Pursuant to the terms of the Notes, you agree to treat the Notes under this approach for all U.S. federal income tax purposes. Subject to the limitations described therein, and based on certain factual representations received from us, in the opinion of our special U.S. tax counsel, Mayer Brown LLP, it is reasonable to treat a Note as a pre-paid executory contract with respect to the Underlyings. Pursuant to this approach, and subject to the discussion below regarding “constructive ownership transactions,” we do not intend to report any income or gain with respect to the Notes prior to their maturity or an earlier sale, call or exchange and we intend to treat any gain or loss upon maturity or an earlier sale, call or exchange as long-term capital gain or loss, provided you have held the Note for more than one year at such time for U.S. federal income tax purposes. If the Notes are held by the same United States holder until maturity, that holder’s holding period will generally include the maturity date.

Despite the foregoing, U.S. holders (as defined under “U.S. Federal Income Tax Considerations” in the accompanying prospectus supplement) should be aware that the Internal Revenue Code of 1986, as amended (the “Code”), contains a provision, Section 1260 of the Code, which sets forth rules which are applicable to what it refers to as “constructive ownership transactions.” Due to the manner in which it is drafted, the precise applicability of Section 1260 of the Code to any particular transaction is often uncertain. In general, a “constructive ownership transaction” includes a contract under which an investor will receive payment equal to or credit for the future value of any equity interest in a regulated investment company (such as shares of the Underlyings (the “Underlying Shares”)). Under the “constructive ownership” rules, if an investment in the Notes is treated as a “constructive ownership transaction,” any long-term capital gain recognized by a U.S. holder in respect of a Note will be recharacterized as ordinary income to the extent such gain exceeds the amount of “net underlying long-term capital gain” (as defined in Section 1260 of the Code) (the “Excess Gain”). In addition, an interest charge will also apply to any deemed underpayment of tax in respect of any Excess Gain to the extent such gain would have resulted in gross income inclusion for the U.S. holder in taxable years prior to the taxable year of the sale, exchange or maturity of the Note (assuming such income accrued at a constant rate equal to the applicable federal rate as of the date of sale, exchange or maturity of the Note). Furthermore, unless otherwise established by clear and convincing evidence, the “net underlying long-term capital gain” is treated as zero.

Although the matter is not clear, there exists a risk that an investment in the Notes will be treated as a “constructive ownership transaction.” If such treatment applies, it is not entirely clear to what extent any long-term capital gain recognized by a U.S. holder in respect of the Notes will be recharacterized as ordinary income. It is possible, for example, that the amount of the Excess Gain (if any) that would be recharacterized as ordinary income in respect of each Note will equal the excess of (i) any long-term capital gain recognized by the U.S. holder in respect of such a Note and attributable to the Underlying Shares over (ii) the “net underlying long-term capital gain” such U.S. holder would have had if such U.S. holder had acquired a number of the Underlying Shares at fair market value on the original issue date of such Note for an amount equal to the “issue price” of the Note allocable to the Underlying Shares and, upon the date of sale, exchange or maturity of the Note, sold such Underlying Shares at fair market value (which would reflect the percentage increase in the value of the

Underlying Shares over the term of the Note). Accordingly, it is possible that all or a portion of any gain on the sale or settlement of the Notes after one year could be treated as “Excess Gain” from a “constructive ownership transaction,” which gain would be recharacterized as ordinary income, and subject to an interest charge. U.S. holders should consult their tax advisors regarding the potential application of the “constructive ownership” rules.

We will not attempt to ascertain whether any Underlying or any of the entities whose stock is included in an Underlying would be treated as a passive foreign investment company (“PFIC”) or United States real property holding corporation (“USRPHC”), both as defined for U.S. federal income tax purposes. If any Underlying or one or more of the entities whose stock is included in an Underlying were so treated, certain adverse U.S. federal income tax consequences might apply. You should refer to information filed with the SEC and other authorities by any Underlying and the entities whose stock is included in an Underlying and consult your tax advisor regarding the possible consequences to you if any Underlying or one or more of the entities whose stock is included in any Underlying is or becomes a PFIC or a USRPHC.

Under current law, while the matter is not entirely clear, individual non-U.S. holders, and entities whose property is potentially includible in those individuals' gross estates for U.S. federal estate tax purposes (for example, a trust funded by such an individual and with respect to which the individual has retained certain interests or powers), should note that, absent an applicable treaty benefit, the Notes are likely to be treated as U.S. situs property, subject to U.S. federal estate tax. These individuals and entities should consult their own tax advisors regarding the U.S. federal estate tax consequences of investing in the Notes.

A “dividend equivalent” payment is treated as a dividend from sources within the United States and such payments generally would be subject to a 30% U.S. withholding tax if paid to a non-U.S. holder. Under U.S. Treasury Department regulations, payments (including deemed payments) with respect to equity-linked instruments (“ELIs”) that are “specified ELIs” may be treated as dividend equivalents if such specified ELIs reference an interest in an “underlying security,” which is generally any interest in an entity taxable as a corporation for U.S. federal income tax purposes if a payment with respect to such interest could give rise to a U.S. source dividend. However, Internal Revenue Service guidance provides that withholding on dividend equivalent payments will not apply to specified ELIs that are not delta-one instruments and that are issued before January 1, 2023. Based on the Issuer's determination that the Notes are not “delta-one” instruments, non-U.S. holders should not be subject to withholding on dividend equivalent payments, if any, under the Notes. However, it is possible that the Notes could be treated as deemed reissued for U.S. federal income tax purposes upon the occurrence of certain events affecting an Underlying or the Notes, and following such occurrence the Notes could be treated as subject to withholding on dividend equivalent payments. Non-U.S. holders that enter, or have entered, into other transactions in respect of an Underlying or the Notes should consult their tax advisors as to the application of the dividend equivalent withholding tax in the context of the Notes and their other transactions. If any payments are treated as dividend equivalents subject to withholding, we (or the applicable paying agent) would be entitled to withhold taxes without being required to pay any additional amounts with respect to amounts so withheld.

For a discussion of the U.S. federal income tax consequences of your investment in a Note, please see the discussion under “U.S. Federal Income Tax Considerations” in the accompanying prospectus supplement.

**PROSPECTIVE PURCHASERS OF NOTES SHOULD CONSULT THEIR TAX ADVISORS AS TO THE FEDERAL, STATE, LOCAL, AND OTHER TAX CONSEQUENCES TO THEM OF THE PURCHASE, OWNERSHIP AND DISPOSITION OF NOTES.**



## TABLE OF CONTENTS

### Free Writing Prospectus

General	FWP-6
Payment on the Notes	FWP-6
Investor Suitability	FWP-7
Risk Factors	FWP-8
Illustrative Examples	FWP-12
Description of the Reference Asset	FWP-15
Events of Default and Acceleration	FWP-17
Supplemental Plan of Distribution (Conflicts of Interest)	FWP-18
U.S. Federal Income Tax Considerations	FWP-18

### ETF Underlying Supplement

Risk Factors	S-1
Reference Sponsors and Index Funds	S-12
The Consumer Staples Select Sector SPDR® Fund	S-13
The Energy Select Sector SPDR® Fund	S-15
The Financial Select Sector SPDR® Fund	S-17
The Health Care Select Sector SPDR® Fund	S-19
The Technology Select Sector SPDR® Fund	S-21
The Utilities Select Sector SPDR® Fund	S-23
The iShares® China Large-Cap ETF	S-25
The iShares® Global Clean Energy ETF	S-28
The iShares® Latin America 40 ETF	S-31
The iShares® MSCI Brazil ETF	S-33
The iShares® MSCI EAFE ETF	S-35
The iShares® MSCI Emerging Markets ETF	S-40
The iShares® MSCI Mexico ETF	S-41
The iShares® Russell 2000 ETF	S-44
The iShares® Transportation Average ETF	S-47
The iShares® U.S. Real Estate ETF	S-49
The Invesco QQQ Trust <sup>SM</sup> , Series I	S-51
The SPDR® Dow Jones® Industrial Average ETF Trust	S-54
The SPDR® S&P 500® ETF Trust	S-56
The SPDR® S&P® Bank ETF	S-62
The SPDR® S&P® Regional Banking ETF	S-65
The SPDR® S&P Midcap 400® ETF Trust	S-66
The SPDR® S&P® Biotech ETF	S-73
The SPDR® S&P® Oil & Gas Exploration & Production ETF	S-74
The VanEck Vectors® Gold Miners ETF	S-75
The Vanguard® FTSE Emerging Markets ETF	S-78
The WisdomTree® Japan Hedged Equity Fund	S-80
Additional Terms of the Notes	S-84

### Prospectus Supplement

Risk Factors	S-1
Pricing Supplement	S-12
Description of Notes	S-14
Use of Proceeds and Hedging	S-55
Certain ERISA and Related Considerations	S-56
U.S. Federal Income Tax Considerations	S-58
Supplemental Plan of Distribution (Conflicts of Interest)	S-83

### Prospectus

About this Prospectus	1
Risk Factors	2
Where You Can Find More Information	3
Special Note Regarding Forward-Looking Statements	4
HSBC USA Inc.	7
Use of Proceeds	8
Description of Debt Securities	9
Description of Preferred Stock	20
Description of Warrants	25
Description of Purchase Contracts	30
Description of Units	33
Book-Entry Procedures	35
Limitations on Issuances in Bearer Form	39
U.S. Federal Income Tax Considerations Relating to Debt Securities	40
Certain European Union Tax Considerations	48
Plan of Distribution (Conflicts of Interest)	49
Notice to Canadian Investors	52
Notice to EEA Investors	53
Notice to UK Investors	54
UK Financial Promotion	54
Certain ERISA and Related Matters	55
Legal Opinions	57
Experts	58

You should only rely on the information contained in this document, the accompanying ETF Underlying Supplement, prospectus supplement and prospectus. We have not authorized anyone to provide you with information or to make any representation to you that is not contained in this document, the accompanying ETF Underlying Supplement, prospectus supplement and prospectus. If anyone provides you with different or inconsistent information, you should not rely on it. This document, the accompanying ETF Underlying Supplement, prospectus supplement and prospectus are not an offer to sell these Notes, and these documents are not soliciting an offer to buy these Notes, in any jurisdiction where the offer or sale is not permitted. You should not, under any circumstances, assume that the information in this document, the accompanying ETF Underlying Supplement, prospectus supplement and prospectus is correct on any date after their respective dates.

## HSBC USA Inc.

\$[ ]

**Autocallable Barrier Notes with  
Step-up Premium Linked to the  
Least Performing of the Consumer  
Discretionary Select Sector SPDR®  
Fund, the Financial Select Sector  
SPDR® Fund and the Technology  
Select Sector SPDR® Fund**

March 31, 2022

**Free Writing Prospectus**