



First Hawaiian, Inc.

2022 ANNUAL REPORT



## TABLE OF CONTENTS

- 2 CEO's Message
- 8 Financial Highlights
- 9 Digital to the Core
- 10 Commercial Banking
- 12 Corporate Banking
- 14 Small Business Banking
- 16 Personal Banking
- 18 Wealth Management and Private Banking
- 20 Community and Foundation
- 22 Consolidated Statements of Income
- 23 Consolidated Balance Sheets
- 24 GAAP/Non-GAAP Reconciliation
- 25 Environmental, Social and Governance Statistics
- 26 Senior Management Committee
- 28 Senior Officers
  - Boards of Directors (Inside Back Cover)
  - Shareholder Information (Back Cover)



### First Hawaiian, Inc.

First Hawaiian, Inc. (NASDAQ: FHB) is a bank holding company headquartered in Honolulu, Hawai'i. Its principal subsidiary, First Hawaiian Bank, was founded in 1858 as Bishop & Co., and is Hawai'i's largest financial institution with assets of \$24.6 billion as of December 31, 2022. The bank has branch locations throughout Hawai'i, Guam and Saipan. The bank offers a comprehensive suite of banking services to consumer and commercial customers including deposit products, loans, wealth management, insurance, trust, retirement planning, credit card and merchant processing services. Customers may also access their accounts through ATMs, online, and mobile banking channels. For more information about First Hawaiian, Inc., visit [fhb.com](http://fhb.com).

**On the cover:** Mahiole — 'le'ie weaving by Lloyd Kumulā'au Sing and featherwork by Rick San Nicolas.





A close-up photograph of a feather, likely from a bird, showing a gradient of colors from bright yellow at the top to deep red and orange at the bottom. The feather's structure is highly detailed, with individual barbs visible. The background is dark and out of focus.

## GUIDED BY EXCELLENCE

At First Hawaiian Bank, connection is at the center of everything we do. Relationships are our strength and excellence is revealed in even the smallest detail. As the Pacific's premier relationship bank, we weave together every element of the bank in service to our customers and communities.



OUR VISION

First Hawaiian is the premier relationship bank in the communities we serve, empowering our customers with personalized solutions that enhance their financial well-being.



**Robert S. Harrison**  
*Chairman, President and CEO*

# Building Relationships in a Digital Era

DEAR FELLOW SHAREHOLDER,

When I reflect on 2022 and everything we have managed as we emerge from the COVID-19 pandemic, it's important to recognize we are living through a period of historic economic and societal change. The impacts from inflationary rates hitting 40-year highs, supply chains being stretched to extremes, and the war in Ukraine have created economic volatility throughout the communities we serve, the likes of which we haven't seen in our lifetime. At the same time, the expanding digital era we are in, both within banking and beyond, provides the potential to power advancements across every sector of our business. As Hawai'i's #1 bank, this presents both a responsibility and opportunity for our organization.

Our mission—bringing together our people, culture, and technology to deliver personalized financial solutions to meet our customers' needs—has never been more important or more necessary. For all the uncertainty our communities face, it's clear our customers and our people are increasingly looking for new ways to overcome today's challenges and are emerging stronger because of it. No Hawai'i company is better positioned to embrace this than First Hawaiian Bank.



## ACCOLADES

First Hawaiian Bank collected the following accolades during 2022.



Top Hawai'i Bank in *Forbes*  
**Best Banks in America**

Top Hawai'i Bank in *Forbes*  
**Best Banks in the World**

*Honolulu* magazine's  
**Best Bank in Hawai'i**

Small Business Administration (SBA)  
**Lender of the Year in Category 1**

SBA 504 Loan Program  
**Lender of the Year in Category 1**

Small Business Administration (SBA)  
**In Time of Need Award**

*Hawaii Business* magazine  
**Hawai'i's Best Places to Work**

*Hawaii Business* magazine  
**Hawai'i's Best Places to Work**  
**LGBTQ+ category winner**

## A RESILIENT ECONOMY

Although our local economic environment has been challenging, the state of Hawai'i is showing its resilience, thanks largely to the visitor industry and the return of a strong domestic travel market.

Over the course of 2022, Hawai'i saw more than 9.2 million visitors come to the state, a recovery that achieved 89% of the record total set in 2019—the year before the virus shut down the travel industry. Visitor spending levels have recovered as well, up 8.9% from 2019 to a record \$19.3 billion. This was achieved despite decreased travel from the Japanese market, which was down 85% from 2019 levels.

The resurgent travel industry contributed to the state's unemployment rates continuing to decline, after setting record highs in the early days of the pandemic. At 3.2% in December 2022, Hawai'i's unemployment stood slightly below the national figure of 3.5%.

As we look to the future, the University of Hawai'i Economic Research Organization anticipates that the continued recovery of international travel will provide support for the tourism industry as the mainland market softens. The recovery of the Japanese visitor segment, combined with strength in the islands' construction sector, suggests that while Hawai'i may see a slowdown in its economic growth, a significant recession may be avoided in 2023.

## HAWAI'I'S #1 BANK

I am proud of what our company and our employees achieved in 2022. We have long connected our customers and community with the goal of bettering our neighborhoods and enabling our customers to achieve their dreams in good times, and to be a source of strength and support for them when they face challenges.

Thanks to the hard work of our team, FHB has emerged from the pandemic as a stronger, more resilient business, a reflection of our clear strategy that has resulted in market leading performance.

FHB continued as Hawai'i's #1 bank finishing the year with a record of \$14.1 billion in loans and leases, \$21.7 billion in deposits, \$24.6 billion in total assets, and \$265.7 million in net income.

Through it all, our team maintained their day-to-day focus of meeting customer commitments while making significant progress in updating our operations and delivering strong financial performance.

## MODERNIZING OUR APPROACH TO RELATIONSHIP BANKING

Over the past several years we have shared about our digital transformation and 2022 marked a milestone of that effort. This year, we took an important step in refining our strategic direction with the goal of modernizing our approach to relationship banking and clearly defining our growth strategy

for the future. Our foundation is the decades of successful relationship building in our communities. We are now aligning our entire operating and digital transformation model around our customers to ensure that FHB continues to be the premier relationship bank in this new connected and "always on" society.

Our investments in technology, products, and people will create new capabilities and enable us to deepen customer relationships with data-driven personalization, enhanced customer experiences, and trusted advice.

In 2022, our team achieved several key milestones in this effort:

- We completed our core conversion, laying the foundation for the bank's ongoing digital transformation. The effort required a substantial commitment from almost every division across the organization. The conversion will lead to improved efficiency by reducing paperwork, streamlining processing, creating greater data-driven personalization, and faster turnaround times.

## A Deepened Commitment to Relationship Banking

While the banking industry is evolving rapidly with customer needs constantly changing, what remains consistent is First Hawaiian's focus on being here for our customers. We have long prided ourselves on the deep relationships we have built in our communities, and those relationships have guided our bank's strategy over the years.

As customers have become more digitally enabled and look for more personalized and convenient banking services, FHB revisited its strategic plan in 2022 and redefined our commitment to relationship banking, beyond customer service and advisory excellence, to a reimagined service model that meets our customer's needs whether in person or digitally enabled. Everything from employee engagement to our capital investments are being defined through the lens of relationship building.

### Digital Transformation

Modernizing FHB's approach to relationship banking dovetails with our digital transformation. Our recent core conversion enhanced our ability to leverage data and analytics to improve customer service, better understand customer needs and preferences, and deliver more personalized service. Combined with investments in our digital platform, we are building better customer experiences, products, and services that will lead to deeper customer relationships and grow our customer base.

I'm constantly in awe of how our employees bring their passion to work every day to continually refine this effort and realize its full potential for the betterment of our bank and our customer experience.

- Through the growth and development of our emerging technologies division, the bank engineered and launched new dynamic loan applications, improving customer experience, which has generated greater conversion numbers and loan volume.
- We continue to refine our residential lending efforts—adding simplified, intuitive online mortgage services and applications paired with the support of lending experts who are there to provide personal guidance when a customer needs it. Customers can get closing cost estimates, prequalify for a loan, or apply for a mortgage, HELOC, or refinance with our integrated digital and in-person experience.
- Continuing our leadership in the credit card category as the only local issuer of a full suite of personal, small business and commercial cards, FHB successfully launched the new Priority Unlimited credit card, offering 2% cash back to FHB customers on purchases with no annual fee.

As the premier relationship bank in the Pacific, our culture is the foundation of our mission and strategy, and further cultivating it is a top priority. It's essential that we continually develop and exercise a growth mindset with curiosity and grace, recognizing that there is opportunity for all of us to improve every single day.

## LEADERSHIP AT ALL LEVELS

I truly believe if we continue to embrace our values, act responsibly, and grasp the opportunities that present themselves through the relationships we foster and develop, there is no limit to what we can achieve for our communities, customers, and each other.

The staff at FHB has proven its ability to provide leadership at all levels, adapting to address challenges while continuing to perform at high levels regardless of circumstance. Hybrid work is now just work, and we've effectively connected and engaged our team at home, in the office, and everywhere in between.

As a community steward, it's important to align our priorities with the needs of our communities, and FHB continues its leadership in this area as well. Our people came together in 2022 to show their commitment through our employee-run Kōkua Mai campaign, which raised a record \$932,310 for 38 charities in Hawai'i, Guam, and Saipan. Once again, 99% of our employees volunteered to donate to the program, which has raised \$11.3 million for charity since 2007. Overall, our employees and our First Hawaiian Bank Foundation donated \$4.8 million to charities during 2022.

## BEST-IN-CLASS TEAM

With our aspiration for excellence, leadership is critical, and it starts at the top. In 2022, we were pleased to add two directors to the board of First Hawaiian, Inc.



**CELEBRATING  
165 YEARS!**

First Hawaiian Bank was founded as Bishop & Co. in 1858 by Charles Reed Bishop, husband of Kamehameha Schools' founder Princess Bernice Pauahi Bishop. FHB, which turns 165 on August 17, 2023, is Hawai'i's first and largest bank.



Michael Fujimoto, Executive Chairman of HPM Building Supply on Hawai'i Island, was appointed to the board of First Hawaiian, Inc. He remains on the board of the bank, where he has served since 1998.

Dr. Mark Mugiishi, M.S., F.A.C.S., was added to the boards of both First Hawaiian, Inc., and its subsidiary, First Hawaiian Bank. He is the President and Chief Executive Officer of Hawai'i Medical Service Association (HMSA). His diverse experience managing a complex organization with many operational parallels to the bank, coupled with his track record of community involvement, makes him a valuable addition to our leadership team.

We were also delighted to announce our new Vice Chairman and Chief Financial Officer, James (Jamie) Moses. Jamie brings more than 20 years of diverse banking experience to the team and was previously Executive Vice President and Chief Financial Officer at First Bank in St. Louis, Missouri.

## MAHALO NUI LOA

In closing, I'd like to thank our nearly 2,100 employees in Hawai'i, Guam, and Saipan for their professionalism, passion, and commitment. They are the ones who make strategic decisions, inspire innovation, build and implement new technologies, manage risks, and serve our customers. We have a fantastic team, and it's our people that will ultimately drive our success both now and in the future.

Aloha,



**ROBERT S. HARRISON**  
Chairman, President & Chief Executive Officer

## 2022 BY THE NUMBERS

**#1 AMONG HAWAI'I  
BANKS FOR...**

LOANS & LEASES  
**a year-end  
record of  
\$14.1 billion**

DEPOSITS  
**\$21.7 billion**

TOTAL ASSETS  
**\$24.6 billion**



NET INCOME  
**\$265.7 million**



### STRONG CREDIT QUALITY

**Allowance for credit losses \$143.9 million**, or 1.02% of total loans and leases, as of December 31, 2022.

**Total non-performing assets \$12.0 million**, or 0.09% of total loans and leases and other real estate owned, as of December 31, 2022.



### WELL-CAPITALIZED



**Total Equity Capital** of \$2.27 billion is #1 among Hawai'i banks.

**Common Equity Tier 1 (CET 1)** capital ratio is 11.82%, nearly twice the 6.5% CET 1 ratio required to be "well-capitalized." This ratio is a key measure of a bank's financial strength.

**Committed to Return of Capital.** The Board maintained the quarterly dividend of \$0.26 through 2022 and adopted a maximum \$40 million share repurchase program for 2023.<sup>(1)</sup>

<sup>(1)</sup> The timing and exact amount of share repurchases, if any, will be subject to management's discretion and various factors, including the Company's capital position and financial performance, as well as market conditions.

# FINANCIAL HIGHLIGHTS

## FIRST HAWAIIAN, INC.

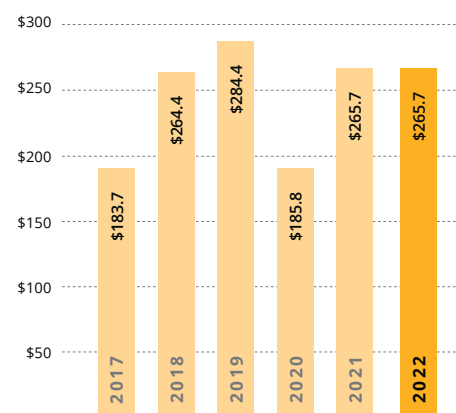
	Year Ended December 31,	
	2022	2021
<b>INCOME STATEMENT DATA</b>		
Interest income	\$ 663,220	\$ 549,311
Interest expense	49,671	18,752
Net interest income	613,549	530,559
Provision for credit losses	1,392	(39,000)
Net interest income after provision for credit losses	612,157	569,559
Noninterest income	179,525	184,916
Noninterest expense	440,471	405,479
Income before provision for income taxes	351,211	348,996
Provision for income taxes	85,526	83,261
Net income	\$ 265,685	\$ 265,735
Basic earnings per share	\$ 2.08	\$ 2.06
Diluted earnings per share	\$ 2.08	\$ 2.05
Basic weighted-average outstanding shares	127,489,889	128,963,131
Diluted weighted-average outstanding shares	127,981,699	129,537,922
<b>OTHER FINANCIAL INFO / PERFORMANCE RATIOS</b>		
Net interest margin	2.78%	2.43%
Efficiency ratio	55.20%	56.45%
Return on average total assets	1.06%	1.09%
Return on average tangible assets (Non-GAAP) <sup>1</sup>	1.11%	1.13%
Return on average total stockholders' equity	11.44%	9.81%
Return on average tangible stockholders' equity (Non-GAAP) <sup>1</sup>	20.03%	15.51%
<b>BALANCE SHEET DATA</b>		
Loans and leases	\$ 14,092,012	\$ 12,962,537
Allowance for credit losses for loans and leases	143,900	157,262
Interest-bearing deposits in other banks	229,122	1,011,753
Investment securities	7,471,772	8,428,032
Goodwill	995,492	995,492
Total assets	24,577,223	24,992,410
Total deposits	21,689,029	21,816,146
Total liabilities	22,308,218	22,335,498
Total stockholders' equity	2,269,005	2,656,912
Book value per share	17.82	20.84
<b>ASSET QUALITY RATIOS</b>		
Non-performing assets / total loans and leases and OREO	0.09%	0.06%
Allowance for credit losses for loans and leases / total loans and leases	1.02%	1.21%
Net charge-offs / average total loans and leases	0.08%	0.10%
<b>CAPITAL RATIOS</b>		
Common Equity Tier 1 capital ratio	11.82%	12.24%
Tier 1 capital ratio	11.82%	12.24%
Total capital ratio	12.92%	13.49%
Tier 1 leverage ratio	8.11%	7.24%
Total stockholders' equity to total assets	9.23%	10.63%
Tangible stockholders' equity to tangible assets (Non-GAAP) <sup>(1)</sup>	5.40%	6.92%

<sup>(1)</sup> These ratios are Non-GAAP financial measures. For an explanation of how these ratios are computed, see GAAP/Non-GAAP Reconciliation on page 24 of this Annual Report, including Notes (1) through (3) in that section.

### NET INCOME (IN MILLIONS)

2022 Net Income: \$265.7 million

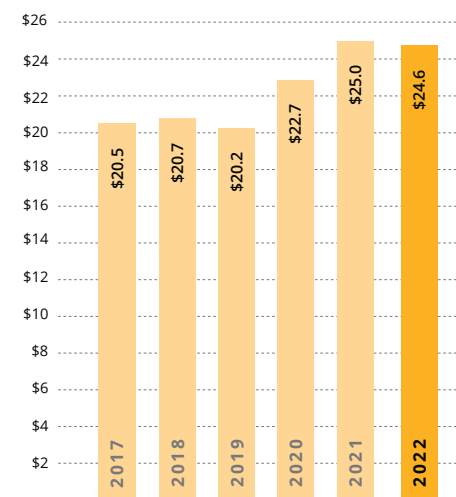
5-Year Compound Annual Growth Rate: 7.7%



### ASSETS (IN BILLIONS)

Total Assets (12/31/22): \$24.6 billion

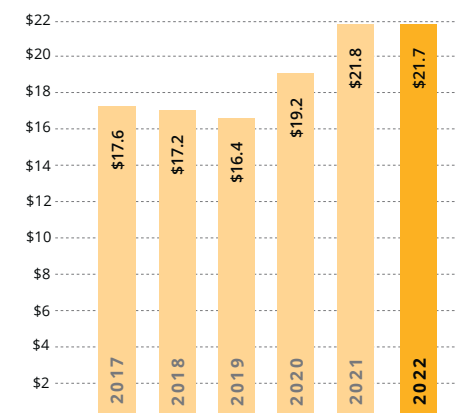
5-Year Compound Annual Growth Rate: 3.6%



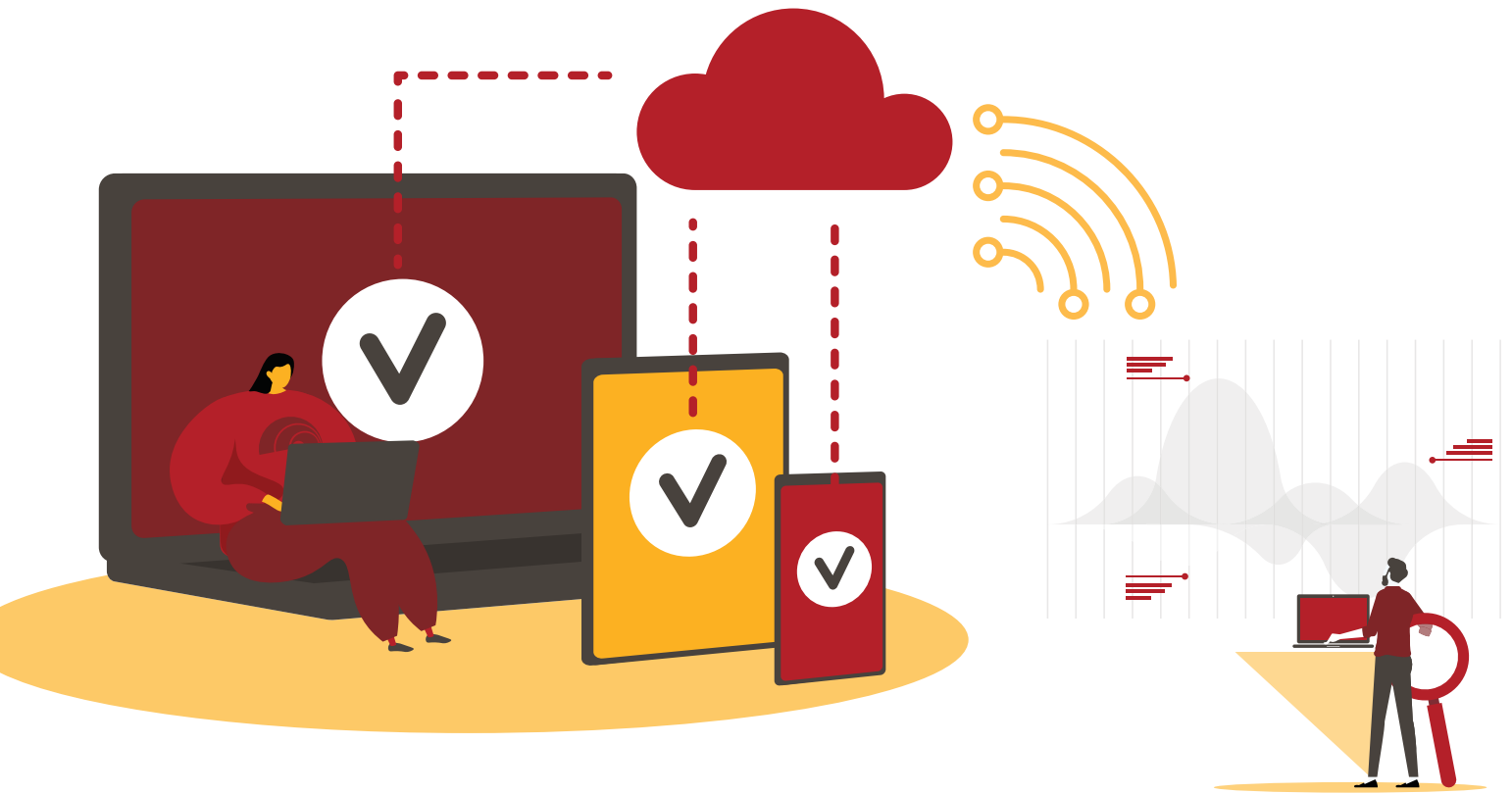
### DEPOSITS (IN BILLIONS)

Total Deposits (12/31/22): \$21.7 billion

5-Year Compound Annual Growth Rate: 4.3%







## DIGITAL TO THE CORE: FOR THE FUTURE AND TODAY

First Hawaiian Bank prides itself on serving its communities and customers, and at the heart of this service is FHB's approach of relationship banking. To deepen the bank's connection to its customers, FHB has made important investments in technology. Digital transformation efforts are enabling First Hawaiian to provide seamless service between digital and branch experiences and are ensuring strong ongoing relationships with customers now and in the future.

### CORE CONVERSION

First Hawaiian Bank completed its core conversion in May 2022, replacing and upgrading more than 40 platforms and applications that FHB relies on to operate the bank and service its customers. The project was a key step in automating our processing and harnessing the power of our data. It was a significant undertaking that required effort from nearly every area of the bank. By converting our platforms and applications to one cloud-based system, FHB can now provide more digital access to banking products and can continually improve and update its products and services. The new system will also lead to reduced paperwork and will provide our branch teams access to centralized customer data, giving bankers information that will allow them to personalize service for customers. The conversion was completed over Memorial Day weekend and was successful thanks to the understanding of customers and the dedication and focus of our entire staff.

### NEW AND IMPROVED APPLICATIONS

There are many elements that make up the banking experience of First Hawaiian Bank, including online account opening. In 2022, the bank reimagined the online account opening experience, rolling out new applications for deposit products, credit cards, and personal loans. Our residential lending platform continues to be optimized, offering new features and functionality for customers interested in a mortgage, looking to refinance, or wanting a HELOC.

**Jan and Patrick Sullivan**

Oceanit

## HAVING THE VISION

In starting Oceanit back in 1985, founder and CEO Dr. Patrick Sullivan discovered it was difficult to secure reliable financial support. The Mind-to-Market company—which creates innovation from fundamental science and drives resulting technology into the market—isn't a traditional business. So, financing required building relationships and a shared understanding, developing trust on how the business was going to grow. "To build that relationship, First Hawaiian Bank invested time into understanding our business strategy and trajectory," Patrick recalls. Every year for over two decades, Patrick, now retired FHB banker Wesley Wakamura, and others from the bank gathered over lunch so Patrick could review the prior years' performance against targets and review new goals for the coming year.

Now, Oceanit has more than 200 employees and remote offices on the continent. Its focus has broadened from environmental engineering to sectors including aerospace, energy, and healthcare. Patrick remains steadfast about being headquartered in Hawai'i. The state's culture of collaboration and its diversity lends itself to innovation, while the quality of life is unmatched. This sense of place also informs Oceanit's vision. "From the middle of the sea, we had to innovate across the business spectrum from technology to finance, business models to supply chains," recalls Patrick. "However, we also see how our experience speaks to Hawai'i's future as a place to build an innovation, knowledge-based economy with high-quality, well-paying jobs."

Patrick's wife, Jan Sullivan, was the reason he moved to Hawai'i to begin with, and their children motivated Patrick to start Oceanit. Remembers Jan, "when the kids were little, Patrick said, 'I want our kids to have a choice to be able to come home and work in jobs where they get paid a decent salary and use their education and intelligence.'" Luckily, this plan was a success. Their daughter, who earned a PhD in aerospace engineering, recently led Oceanit's national clinical studies and regulatory approvals for their COVID-19 test. Their son, with a background in physics, economics, and design, came home to spearhead commercialization, moving Oceanit's robust technology pipeline to market.

"As the complexity of the business has grown, the bank has been able to accommodate our growth and continues to offer new services," Jan says. "We feel like we've grown together."





**oceanit**





# CUTTER





**Heather Cutter and Jarrett Cutter**  
Cutter Family Automotive Dealerships

## THE FAMILY DRIVE

When Gerald Cutter was asked to run a car dealership in Hawai'i, he and his family visited from California to make sure it was a good idea. They checked out 'Aiea, went surfing, and realized they loved the place. With that, Cutter Ford opened in 1974, and since then, Cutter dealerships have expanded across O'ahu. Today, three generations work in the family business, including Gerald's granddaughter Heather Cutter and his son Jarrett Cutter.

Relationships have helped Cutter stand the test of time. When Gerald came to Hawai'i, he made it a priority to build relationships with the local people from the ground up. "A lot of others, whether it's car dealers or other businesses that came from the mainland, didn't take that approach," says Jarrett, President and CEO of MJC, Inc. "He built the team through the community, and that has helped Cutter endure through the years."

Heather, President of Cutter Management Co. and its subsidiaries, agrees. "We have one employee who has been there since day one. We have a mother, sister, and daughter working for us," she says. "It's super important to give growth opportunities to anyone who joins the company. Even though we are a larger business, we really operate like a small family business."

First Hawaiian Bank began supporting the company in 1983 with flooring for the Cutter Chevrolet dealership. "From what my father has told me over the years, everything with FHB was about the relationship," Jarrett says. "It never felt like business to him." Heather adds, "Steve Kaaa would take my grandfather these chicken sandwiches that he liked—that extra something special while discussing banking stuff. It's just an example of the little things the bank does to add a personal touch to the relationship."

Jarrett's connection with FHB began with a personal banking relationship with Kaaa, and he has never banked anywhere else. Heather's first bank account and college fund were at FHB. While Jarrett enjoys in-person banking, Heather prefers digital experiences. She is working on Cutter's digital transition, and says the company learns from the bank's digital direction all the time.

As FHB executed its core conversion, an essential part of its digital transformation, Cutter was ready. "We knew it was going to happen," Heather says. "It was the communication that put us at ease. It's really because the bank takes the extra step to ensure that we're prepared and supported."









**Daryl and Dave Masaki**

Masaki's Auto Repair

## LOOKING AHEAD TOGETHER

Brothers Daryl and Dave Masaki grew up tinkering with cars at home in Mānoa with their father, an auto repair technician. While Dave followed in his footsteps, it wasn't until Daryl had earned a bachelor's degree from the University of Hawai'i at Mānoa and worked in banking, including the finance department of First Hawaiian Bank, that he returned to the automotive repair world, going into business with Dave.

The brothers opened Masaki's Auto Repair 40 years ago at a location on King Street with three bays. Daryl and Dave, both fully certified ASE technicians, often drove along Beretania Street looking for a location with parking, and Daryl soon spotted the perfect location for their shop, which was occupied by a slipper company. They began subleasing it a few years later, but it wasn't until 2019 that the opportunity arose to purchase it. When the day came, the brothers looked to FHB for financing.

Daryl trusts the bank "number one, because I used to work for them," he says. "Number two is the branches are accessible. Anytime I want to go there, I can go there. But really, it has to do with the relationship. When I walk inside there and I need something—help, advice—they're there." For example, he reflects on when COVID-19 hit he reached out to Greg Sitar. "Greg and Christina Rudolph were very instrumental with the entire company," says Daryl. "They really made a difference for us in helping secure a PPP loan."

It was through the Honolulu Executives Association that Daryl met Greg and began banking at FHB, and also how Daryl built relationships that led to Masaki's Auto Repair servicing fleets. While they found long-term success because of networking efforts, fair prices, and word of mouth, what most distinguishes Masaki's Auto Repair from the competition is how it has anticipated a changing automotive industry.

When Toyota came out with the Prius, Daryl and Dave learned everything they could about hybrids in Hawai'i and then enrolled in trainings on the mainland. They invested in equipment and took apart hybrid batteries to recondition them, a popular service they continue to offer. Today, hybrids are about half of Masaki's Auto Repair's business. "Our company's success comes from looking to the future," Daryl says.







**The Potter Family**

Inspired Closets Hawaii

## THE PERFECT MATCH

For Brent and Kamuela Potter and their two children, their Mililani home is their sanctuary. Every room is personalized to fit the family's lifestyle and reflects the know-how of Kamuela and Brent, who are the owners of Inspired Closets Hawaii. The duo installed custom organizational units everywhere from the entertainment area to the garage, and Brent even learned how to build their home's coffered ceiling by watching an online video.

The journey to find the Mililani Mauka house took years. Brent remembers as far back as 2016 discussing how they could build a nest egg for the purchase while continuing to grow their company with May Nishijima, their personal and business banker at First Hawaiian Bank. In 2019, when the couple was ready to talk mortgage and prequalification, May connected them with Mark Inouye in FHB's mortgage lending department, who in turn recommended realtor Jodie Tsukamoto Yoshino when the Potters were looking for someone with whom they didn't have a business relationship. "It was the perfect team," says Kamuela.

When it came to purchasing the home, Kamuela was surprised by how easy Mark made the experience. "It was comfortable, relaxing—even during a scary time and process, it was very calming," Brent adds.

The Potter's banking relationship with FHB began in 2010 when Kamuela, who founded Inspired Closets Hawaii in 2004, was connected with May at FHB for business banking by way of her CPA. "She was the first banker who ever offered me more money than I needed," said Kamuela. "Normally you're just wondering if they're going to approve your initial request. That's the kind of relationship we've had since the beginning." Now they have checking and savings accounts and even a car loan for their son at FHB. Kamuela uses the mobile app daily, but appreciates the personal interaction she gets from the bank.

Since 2010, Inspired Closets Hawaii has also grown from five employees to 20. When the Potters were ready to formalize a retirement plan, May connected them with Sean Okamoto, who helped them set up a 401(k) plan for themselves and their team as well as a profit-sharing program. Now, May is supporting them with opening an Inspired Closets Hawaii showroom in Kaka'ako in 2023. "We feel very confident because the whole team at First Hawaiian Bank feels confident about what we're doing," Kamuela says.



**Marcus Mariota**

Heisman Trophy Winner,  
NFL Quarterback

## IT TAKES A TEAM

When Marcus Mariota considered First Hawaiian Bank for support managing his financial assets, he didn't yet know which NFL team he would be on. There were a lot of changes ahead for the Heisman Trophy winner fresh out of the University of Oregon, but he knew he wanted to keep strong ties to the islands where he was born. His parents banked with FHB and he already had a checking account there, so it made sense.

At his first meeting with FHB, Marcus showed up with questions and took notes. "I wanted to make sure that in the long term, my family is financially secure," he says. From day one, there was a natural ease between Marcus, his family, and the FHB team—the Mariotas already had a personal relationship with Vernon Wong, an SVP in Wealth Management, and had checking accounts with FHB. As Marcus and First Hawaiian Bank began to align, that sense of familiarity deepened. "When it was time to sign papers, our Private Banker, Cheryl Tagawa, met with my mom at the house. It wasn't a big formal meeting," recalls Marcus. "It was personal, private, and very comfortable."

Today, Marcus' First Hawaiian banking services span from private banking to wealth management to coordinating with a financial team on the mainland. And every year, Marcus, his family, and his FHB team make time to meet. Ken Miller, the CIO, gives a broad overview and CEO Bob Harrison or COO Christopher Dods may stop by to say aloha. The family and bank call it the "Mariota family meeting."

Like FHB, Marcus also values community. His desire to give back to the communities that have shaped his journey led him to start Motiv8, a nonprofit foundation providing positive outlets for keiki and distributing food and supplies to those in need. From the beginning, FHB has supported the foundation. It's a relationship that just makes sense. The bank encourages people to say yes to their dreams while making a difference in the community. Says Marcus, "I want to help inspire others to dream big and strive for greatness."









**Hiro Nago, Dr. Kenneth Kaneshiro  
and Jefferson Elementary Students**

Genki Ala Wai Project

## THE SMALLEST THING CAN MAKE A DIFFERENCE

On a Saturday in 2022, around 135 First Hawaiian Bank employees gathered for a Community Care Event along the Ala Wai Canal. Together they made and threw muddy balls of beneficial microbes into the water to help the Genki Ala Wai Project restore the famed Honolulu waterway. “For some of them, it was the first time they got to see each other in person since the pandemic began,” recalls Hiro Nago, technical advisor for the Genki Ala Wai Project. Chairman and CEO Bob Harrison even joined, reflecting on the canal’s improvement compared to when he used to paddle the canal.

Hiro is one of five passionate volunteers behind the Genki Ala Wai Project and President of EM Hawaii, which produces the signature mix of Effective Microorganisms (EM) used for Genki balls. The company has been banking with FHB since early on, but it was his high school connections that inspired the Community Care event. “My classmate Lynn Takahashi, from McKinley, she gave me a call and said, ‘Hiro, we love what you’re doing. First Hawaiian Bank wants to be a part of this,’” Hiro says.

The idea to use Genki balls to restore the Ala Wai Canal was proposed in 2017 by three Punahou students for the “Make Ala Wai Awesome” challenge, inspired by a visit to EM Hawai’i and the story of fishers who used “Genki balls,” a term the fishers coined, to restore Osaka Bay. The Genki Ala Wai Project took up the helm in 2019 as part of Dr. Kenneth Kaneshiro’s Hawai’i Exemplary State Foundation, which is focused on K-12, place-based STEM education and has a vision to restore waterways from mauka to makai. The project kicked off with students at Ala Wai Elementary and Jefferson Elementary, who took baseline water samples, made Genki balls, observed them as they cured, and tossed them into the canal. “Just to form the balls, they had so much fun getting their hands dirty,” says Hiro.

The Genki Ala Wai Project aims to get 1,000 Genki balls into the waterway almost every week, with a goal of 300,000 balls in seven years—the same amount of time it took to build the canal. Already there have been striking results, including reduced sludge and large schools of mullet in the back of the canal. “A lot of students live there, so when they walk by the canal they remember how stinky and foul it was, and now they can see the fishes coming back,” says Hiro. “It’s all because of their effort.”







*Genki Ala Wai Project, a part of the Hawaii Exemplary State Foundation, works with students and the community to restore the Ala Wai Canal. The team is led by Dr. Kenneth Kaneshiro with support from technical advisor Hiro Nago.*



# CONSOLIDATED STATEMENTS OF INCOME

## FIRST HAWAIIAN, INC.

	Year Ended December 31,	
	2022	2021
(dollars in thousands except per share amounts)		
<b>INTEREST INCOME</b>		
Loans and lease financing	\$ 509,820	\$ 444,488
Investment securities	142,484	101,410
Other	10,916	3,413
Total interest income	<u>663,220</u>	<u>549,311</u>
<b>INTEREST EXPENSE</b>		
Deposits	49,201	13,853
Short-term and long-term borrowings	470	4,899
Total interest expense	<u>49,671</u>	<u>18,752</u>
Net interest income	613,549	530,559
Provision for credit losses	1,392	(39,000)
Net interest income after provision for credit losses	<u>612,157</u>	<u>569,559</u>
<b>NONINTEREST INCOME</b>		
Service charges on deposit accounts	28,809	27,510
Credit and debit card fees	66,028	63,580
Other service charges and fees	37,036	38,578
Trust and investment services income	36,465	34,719
Bank-owned life insurance	1,248	13,185
Investment securities gains, net	—	102
Other	9,939	7,242
Total noninterest income	<u>179,525</u>	<u>184,916</u>
<b>NONINTEREST EXPENSE</b>		
Salaries and employee benefits	199,129	182,384
Contracted services and professional fees	70,027	63,349
Occupancy	31,034	29,348
Equipment	34,506	24,719
Regulatory assessment and fees	9,603	8,245
Advertising and marketing	7,996	6,108
Card rewards program	30,990	25,244
Other	57,186	66,082
Total noninterest expense	<u>440,471</u>	<u>405,479</u>
Income before provision for income taxes	351,211	348,996
Provision for income taxes	85,526	83,261
<b>Net income</b>	<u>\$ 265,685</u>	<u>\$ 265,735</u>
Basic earnings per share	<u>\$ 2.08</u>	<u>\$ 2.06</u>
Diluted earnings per share	<u>\$ 2.08</u>	<u>\$ 2.05</u>
Basic weighted-average outstanding shares	<u>127,489,889</u>	<u>128,963,131</u>
Diluted weighted-average outstanding shares	<u>127,981,699</u>	<u>129,537,922</u>

Refer to the Company's Annual Report on Form 10-K for the fiscal year ended December 31, 2022, for the Consolidated Financial Statements, including Report of Independent Registered Public Accounting Firm, thereon.



# CONSOLIDATED BALANCE SHEETS

FIRST HAWAIIAN, INC.

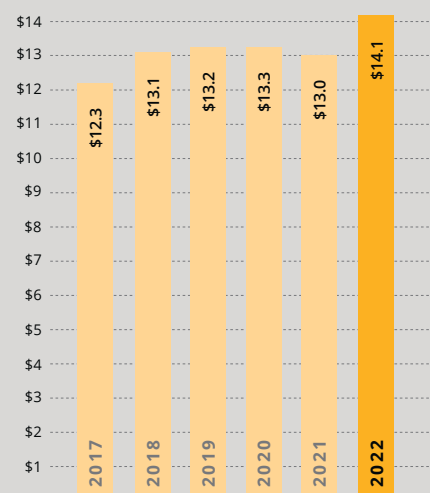
Year Ended December 31,

(dollars in thousands)

	2022	2021
<b>ASSETS</b>		
Cash and due from banks	\$ 297,502	\$ 246,716
Interest-bearing deposits in other banks	229,122	1,011,753
Investment securities	7,471,772	8,428,032
Loans and leases	14,092,012	12,962,537
Less: allowance for credit losses	143,900	157,262
Net loans and leases	13,948,112	12,805,275
Premises and equipment, net	280,355	318,448
Other real estate owned and repossessed personal property	91	175
Accrued interest receivable	78,194	63,158
Bank-owned life insurance	473,067	471,819
Goodwill	995,492	995,492
Mortgage servicing rights	6,562	8,302
Other assets	796,954	643,240
<b>Total assets</b>	<b>\$ 24,577,223</b>	<b>\$ 24,992,410</b>
<b>LIABILITIES AND STOCKHOLDERS' EQUITY</b>		
Deposits:		
Interest-bearing	\$ 12,824,383	\$ 12,422,283
Noninterest-bearing	8,864,646	9,393,863
Total deposits	21,689,029	21,816,146
Short-term borrowings	75,000	—
Retirement benefits payable	102,577	134,491
Other liabilities	441,612	384,861
Total liabilities	22,308,218	22,335,498
Stockholders' equity		
Common stock	1,410	1,406
Additional paid-in capital	2,538,336	2,527,663
Retained earnings	736,544	604,534
Accumulated other comprehensive loss, net	(639,254)	(121,693)
Treasury stock	(368,031)	(354,998)
Total stockholders' equity	2,269,005	2,656,912
<b>Total liabilities and stockholders' equity</b>	<b>\$ 24,577,223</b>	<b>\$ 24,992,410</b>

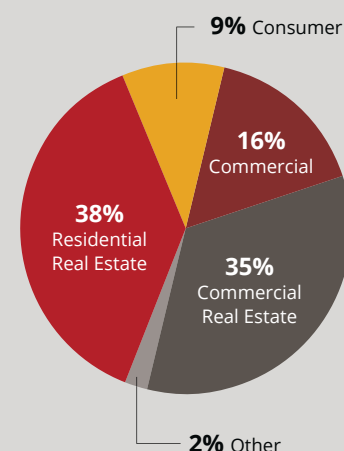
## LOANS AND LEASES (IN BILLIONS)

Total Loans & Leases (12/31/22): \$14.1 billion  
5-Year Compound Annual Growth Rate: 2.8%



## DIVERSIFIED LOAN & LEASE PORTFOLIO

As of 12/31/22



Refer to the Company's Annual Report on Form 10-K for the fiscal year ended December 31, 2022, for the Consolidated Financial Statements, including Report of Independent Registered Public Accounting Firm, thereon.

# GAAP/NON-GAAP RECONCILIATION

Return on average tangible assets, return on average tangible stockholders' equity and tangible stockholders' equity to tangible assets are non-GAAP financial measures. We believe that these financial measures are useful for investors, regulators, management and others to evaluate financial performance and capital adequacy relative to other financial institutions. Although these non-GAAP financial measures are frequently used by shareholders in the evaluation of a company, they have limitations as analytical tools and should not be considered in isolation or as a substitute for analyses of results as reported under GAAP.

Note (1): Return on average tangible assets is a Non-GAAP financial measure. We compute our return on average tangible assets as the ratio of net income to average tangible assets. We compute our tangible assets by subtracting (and thereby effectively excluding) amounts related to the effect of goodwill from our average total assets.

Note (2): Return on average tangible stockholders' equity is a Non-GAAP financial measure. We compute our return on average tangible stockholders' equity as the ratio of net income to average tangible stockholders' equity. We compute our tangible stockholders' equity by subtracting (and thereby effectively excluding) amounts related to the effect of goodwill from our average total stockholders' equity.

Note (3): Tangible stockholders' equity to tangible assets is a Non-GAAP financial measure. We compute our tangible stockholders' equity to tangible assets as the ratio of tangible stockholders' equity to tangible assets.

For further information on these measures, including a reconciliation to the most directly comparable GAAP measure, refer to "Item 7. Management's Discussion and Analysis of Financial Condition and Results of Operations" in the Company's Annual Report on Form 10-K for the fiscal year ended December 31, 2022, as filed with the Securities and Exchange Commission.



## GOVERNANCE

### Values-Based Governance

Core Values of Caring, Character and Collaboration

#### 2,093 employees

1,319 women (63%)

774 men (37%)

#### 27% are management positions

54% women officers

46% men officers

Of the 2,093 employees, **15%** of women are in management roles. **12%** of men are in management roles.



## SOCIAL

- ▶ Employees and Retirees donated **\$932,310** in 2022 to 38 charities in Hawai'i, Guam, and Saipan through Kōkua Mai, the bank's employee giving campaign
- ▶ **99% participation rate** in Kōkua Mai
- ▶ **\$11.3 million donated** to charities since Kōkua Mai's 2007 inception



**strive**

AWARD-WINNING TALENT  
DEVELOPMENT PROGRAM OPEN  
TO ALL EMPLOYEES

**Over 90 professional development courses** for employees through an Online Learning Center

**12 leadership development programs** offered to employees

## PHILANTHROPY

**\$3.91 million donations to over 200 charities in the areas of:**

- ▶ Health & Human Services
- ▶ Education
- ▶ Civic & Community
- ▶ Arts & Culture

## ENVIRONMENTAL



Photovoltaic use on branch buildings

**50%**

Bus pass subsidy for all employees



Electric vehicle charging stations

**12.43%**

**Reduced Energy Use**

First Hawaiian Center LED lighting retrofit



Paper recycling in all facilities

First Hawaiian Center expanded its recycling efforts to include cardboard, aluminum and plastic.



SENIOR MANAGEMENT

LEFT TO RIGHT:

**Ralph M. Mesick**

Vice Chairman & Chief Risk Officer,  
Risk Management Group

**Iris Y. Matsumoto**

Executive Vice President & Chief Human  
Resources Officer, Human Resources Group

**Christopher L. Dods**

Vice Chairman & Chief Operating Officer,  
Digital Banking and Marketing Group

**Alan H. Arizumi**

Vice Chairman, Wealth Management Group

**James M. Moses**

Vice Chairman & Chief Financial Officer,  
Finance Group





**Joel E. Rappoport**

Executive Vice President, General Counsel & Secretary, Legal and Corporate Services Group

**Gina O.W. Anonuevo**

Executive Vice President & Chief Compliance Officer, Corporate Compliance Group

**Robert S. Harrison**

Chairman, President & Chief Executive Officer

**Neill A. Char**

Vice Chairman, Commercial and Retail Banking Group

**Lance A. Mizumoto**

Vice Chairman & Chief Lending Officer, Wholesale Banking Group



# SENIOR OFFICERS

## First Hawaiian Bank

### EXECUTIVE VICE PRESIDENTS

**Derek A. Baughman**  
Enterprise Technology  
Management

**Darlene N. Blakeney**  
Corporate Banking Division

**Michael A. Coates**  
Enterprise Operations  
Services Division

**Dean C. Duque**  
Branch Banking Division

**Calvin K. Hangai**  
Chief Accounting Officer

**Kristi N. Lefforge**  
Chief Audit Officer

**Kenneth L. Miller**  
Institutional Advisory Services

**Lea M. Nakamura**  
Risk Management Group

**Cameron W. Nekota**  
Bank Properties Division and  
Community Relations Division

**Daniel A. Nishikawa**  
Commercial Real Estate Division

**Brian Uemori**  
Chief Credit Officer

**Edward G. Untalan**  
Guam & CNMI Region Office

### SENIOR VICE PRESIDENTS

**Joanne H. Arizumi**  
Retail Banking Group

**Charles C. Barbata**  
Corporate Banking Division

**James K. Bourgeois**  
Technology Services Division

**Brian K. Brennan**  
Commercial Real Estate Division

**Stephen A. Brock**  
Private Banking Division

**Martha L. Camacho**  
Pearlridge Banking Center

**Derek A. Chang**  
Corporate Banking Division

**Rachel I. Cunningham**  
Retail Planning Division

**Jason K. Dang**  
Digital Banking & Services Division

**Darian H. DeSellem**  
Wealth Management Service Center

**Shirley M. Durham**  
Enterprise Operations  
Services Division

**Jodie M. Duvall**  
Wealth Advisory Division

**Ross G. Fujii**  
Bank Secrecy Act Division

**John K. Guerri**  
Personal Trust Division

**Jason H. Haruki**  
Institutional Advisory Services

**Kevin S. Haseyama**  
Finance Group

**Jeffrey N.M. Higashi**  
Commercial Banking Group

**Gregg M. Hirano**  
Card Services Division

**Sonja P.H. Hirasuna**  
Controller's Division

**Shigeo Hone**  
International Banking Department

**David A. Honma**  
Hawai'i Region Office

**Alyssa S.N. Hostelley**  
Business Services Division

**Laurae U. Imamura**  
EOS – Commercial Loan Center

**Jodi R. Inoue**  
Digital Banking & Services Division

**Jeffrey K. Inouye**  
First Hawaiian Leasing, Inc.

**Stephen E.K. Kaaa**  
Waikiki Banking Center

**Leland K. Kahawai**  
Kaua'i Region Office

**Courtney S. Kajikawa**  
Personal Trust Division

**James S. Kaneshiro**  
Enterprise Operations  
Services Division

**Robin M. Kaneshiro**  
Credit Administration Division

**Ben Kashiwabara**  
Commercial Income Property  
Department

**Mark D. Kobayashi**  
Core Platform Conversion

**Carole M. Lau**  
Commercial Real Estate Division

**Kent R. Lau**  
Commercial Banking Group

**Malcolm D. Lau**  
Retail Planning Division

**James W. Lawhn**  
Personal Trust Division

**Michael P. Lawrence Gallagher**  
Data Services Center

**Macy Ann U. Lee**  
Business Services Division

**Tricia K.F. Lee**  
Corporate Compliance Division

**George C.K. Leong, Jr.**  
Commercial Real Estate Division

**Raoul R. Magana**  
Consumer Products Division

**Shari Ann K.S. Minato**  
Service Delivery Division

**Laura K. Morikuni**  
Workforce Services Division

**Joe L.R. Morrison**  
Credit Administration Division

**Jody J. Mukaigawa**  
Credit Administration Division

**Dean M. Murakami**  
Institutional Advisory Services

**Candice Y. Naito**  
Commercial Banking Group

**Linda C.L.F. Nakamura**  
RE Fulfillment Center

**Michael T. Nishida**  
Enterprise Information Security  
Department

**Todd T. Nitta**  
Dealer Division

**Sherri-Ann Y. Okinaga**  
Organizational Effectiveness  
Division

**Isaac M. Okita**  
Treasury & Investment Division

**Carol M. Ono**  
Workforce Services Division

**Peter T. Ono**  
Collection & Recovery Center

**Mark F. Oyadomori**  
Wealth Advisory Division

**Adam P. Palmer**  
Cybersecurity Division

**Rosemary Y. Peh**  
Data Science & Analytics

**Bard E. Peterson**  
Commercial Banking Group

**Kaiuwailani H. Pettigrew**  
IT Infrastructure Department

**Raymond W. Phillips**  
Investment Services Department

**David K. Rair**  
Legal & Corporate Services Group

**Claire S. Rufino**  
Credit Analytics & Reporting  
Department

**Alethea A. Seto**  
Sales, Service & Retail Training  
Division

**Russell O. Shogren Jr.**  
Commercial Income Property  
Department

**Gregory J. Sitar**  
Main Banking Center

**Susan A. Strong**  
Omni Channel Center

**Lynn M. Takahashi**  
Private Banking Division

**Mark S. Taylor**  
Core Platform Conversion

**Michael G. Taylor**  
Wealth Advisory Division

**Robert N. Taylor**  
Operational Risk

**Lisa A. Tomihama**  
Maui Region Office

**Stacy K. Tomuro**  
Commercial Real Estate Division

**Michael A. Tottori**  
Wealth Advisory Division

**Mark R. Troske**  
Emerging Technologies Division

**Jaylene S.L. Tsukayama**  
Call Center

**Ryan S. Ushijima**  
Trust Compliance Department

**Dean B. Uyeda**  
Commercial Banking Group

**Raenette R. Uyehara**  
Workforce Services Division

**Jeffrey S. Ventura**  
Residential Real Estate Division

**William L. Weeshoff**  
Marketing Communications Division

**Derek M.S. Wong**  
Credit Originations Department

**Vernon Y.C. Wong**  
Wealth Advisory Division

**Danielle S.N. Yafuso**  
Branch Properties Department

**Eric B. Yee**  
Private Banking Division

**Terence C.Y. Yeh**  
Credit Administration Division

**Eliza E. Young**  
Credit Department

**Winton D.C. Young**  
Institutional Advisory Services

## First Hawaiian Leasing, Inc.

**Robert S. Harrison**  
Chairman

**Lance A. Mizumoto**  
Chief Executive Officer

**Darlene N. Blakeney**  
President

## Bishop Street Capital Management Corporation

**Kenneth L. Miller**  
Chairman, Chief Executive Officer,  
Chief Investment Officer and Treasurer

**Stephanie C. Nomura**  
President and Senior Portfolio Manager

**Ryan S. Ushijima**  
Senior Vice President and  
Chief Compliance Officer

## First Hawaiian Bank Foundation

**Robert S. Harrison**  
Chairman

**Walter A. Dods, Jr.**  
Chairman Emeritus

**Cameron W. Nekota**  
President





## THE 51 BRANCHES of FIRST HAWAIIAN BANK

# BOARDS OF DIRECTORS

■ First Hawaiian, Inc. Board of Directors

▲ First Hawaiian Bank Board of Directors

### Robin K. Campaniano ▲

*President and Chief Executive Officer (Retired),  
AIG Hawaii Insurance Company*

### W. Allen Doane ■▲

*Chairman and Chief Executive Officer (Retired),  
Alexander & Baldwin, Inc.*

### Michael K. Fujimoto ■▲

*Executive Chairman,  
HPM Building Supply*

### Robert S. Harrison ■▲

*Chairman, President, and Chief Executive Officer,  
First Hawaiian Bank*

### Robert P. Hiam ▲

*President and Chief Executive Officer (Retired),  
Hawaii Medical Service Association*

### Donald G. Horner ▲

*Partner,  
Malu Investments*

### Faye W. Kurren ■▲

*President and Chief Executive Officer (Retired),  
Hawaii Dental Service*

### Leighton S.L. Mau ▲

*President and Chief Executive Officer,  
Waikiki Business Plaza, Inc.*

### James S. Moffatt ■▲

*Vice Chairman and Global CEO (Retired),  
Deloitte Consulting*

### Mark M. Mugiishi ■▲

*President and Chief Executive Officer,  
Hawaii Medical Service Association*

### Mark K. Teruya ▲

*Chairman and Chief Executive Officer (Retired)  
Armstrong Produce, Ltd.*

### Kelly A. Thompson ■▲

*Senior Vice President and Chief Operating Officer (Retired),  
Walmart eCommerce*

### Allen B. Uyeda ■▲

*Chief Executive Officer (Retired),  
First Insurance Company of Hawaii, Ltd.*

### Vanessa L. Washington ■▲

*Senior Executive Vice President, General Counsel and Secretary (Retired)  
Bank of the West*

### C. Scott Wo ■▲

*Owner/Executive Team,  
C. S. Wo & Sons, Ltd.*

### Albert M. Yamada ▲

*Vice Chairman, Chief Financial Officer, Chief Administrative Officer and Secretary (Retired),  
First Hawaiian Bank*

### Directors who retired in 2022:

Matthew J. Cox and Jenai S. Wall

### First Hawaiian's Vision

Empowering our employees, customers and communities to help them prosper.

### Our Mission

Bringing together our people, culture and technology to deliver personalized financial solutions to meet our customers' needs.

### Our Core Values

We live by our values of **Caring, Character and Collaboration** with a growth mindset to perform well and improve every day.

#### CARING

We value relationships over transactions. We treat people with dignity and respect. We serve each other, our customers and our community.

#### CHARACTER

We act with integrity. We take responsibility for our actions. We are not afraid to take risks and learn from our mistakes.

#### COLLABORATION

We achieve our best results when we work together. We value others' viewpoints and draw strength from diversity. We share credit when things go well and accept responsibility when things don't go well.





# First Hawaiian, Inc.

## SHAREHOLDER INFORMATION

### CORPORATE HEADQUARTERS

First Hawaiian, Inc.  
999 Bishop Street, Honolulu, Hawai'i 96813

### TRANSFER AGENT AND REGISTRAR

American Stock Transfer & Trust Company, LLC  
6201 15th Avenue, Brooklyn, NY 11219  
help@astfinancial.com

### COMMON STOCK LISTING: FHB

The common stock of First Hawaiian, Inc. is traded on the Nasdaq Global Select Market under the ticker symbol FHB.

---

### INQUIRIES

#### Shareholders with questions about stock transfer services

or **shareholdings** may contact American Stock Transfer & Trust Company, LLC, by calling (800) 937-5449, visiting [www.astfinancial.com](http://www.astfinancial.com) or via email at [help@astfinancial.com](mailto:help@astfinancial.com).

Beneficial stockholders with shares held by a broker in the name of a brokerage house should contact their broker.

#### Investor Relations Contact:

Kevin Haseyama | (808) 525-6268 | [ir@fhb.com](mailto:ir@fhb.com)

#### Media Contact:

Lindsay Chambers | (808) 525-6254 | [lichambers@fhb.com](mailto:lichambers@fhb.com)

### CAUTIONARY NOTE REGARDING FORWARD-LOOKING STATEMENTS

This Annual Report contains forward-looking statements within the meaning of the Private Securities Litigation Reform Act of 1995. These forward-looking statements reflect our current views with respect to, among other things, future events and our financial performance. These statements are often, but not always, made through the use of words or phrases such as "may", "might", "should", "could", "predict", "potential", "believe", "expect", "continue", "will", "anticipate", "seek", "estimate", "intend", "plan", "projection", "would", "annualized" and "outlook", or the negative version of those words or other comparable words or phrases of a future or forward-looking nature. These forward-looking statements are not historical facts, and are based on current expectations, estimates and projections about our industry, management's beliefs and certain assumptions made by management, many of which, by their nature, are inherently uncertain and beyond our control. Accordingly, we caution you that any such forward-looking statements are not guarantees of future performance and are subject to risks, assumptions, estimates and uncertainties that are difficult to predict. Further, statements about the potential effects of the COVID-19 pandemic on our businesses and financial results and conditions may constitute forward-looking statements and are subject to the risk that the actual effects may differ, possibly materially, from what is reflected in those forward-looking statements due to factors and future developments that are uncertain, unpredictable and in many cases beyond our control, including the scope and duration of the pandemic, actions taken by governmental authorities in response to the pandemic, and the direct and indirect impact of the pandemic on our customers, third parties and us. Although we believe that the expectations reflected in these forward-looking statements are reasonable as of the date made, there can be no assurance that actual results will not prove to be materially different from the results expressed or implied by the forward-looking statements. For a discussion of some of these risks and important factors that could affect our future results and financial condition, see our U.S. Securities and Exchange Commission ("SEC") filings, including, but not limited to, our Annual Report on Form 10-K for the year ended December 31, 2022.