

# JPMorgan Chase & Co. Trigger Yield Optimization Notes

\$10,087,756.06 Linked to the common shares of Potash Corporation of Saskatchewan Inc. due on July 29, 2011

\$9,877,885.50 Linked to the American depositary shares of Tata Motors Limited due on July 29, 2011

\$2,321,749.04 Linked to the common stock of Red Hat, Inc. due on July 29, 2011

\$1,485,284.40 Linked to the common stock of Juniper Networks, Inc. due on July 29, 2011

## Investment Description

Trigger Yield Optimization Notes are unsecured and unsubordinated Notes issued by JPMorgan Chase & Co. ("JPMorgan Chase") (each a "Note" and collectively, the "Notes") linked to the performance of the common stock (including American depositary shares) of a specific company (the "Underlying Stock"). The issue price of each Note will be equal to the closing price of the applicable Underlying Stock on the Trade Date. On a monthly basis, JPMorgan Chase will pay you a coupon regardless of the performance of the applicable Underlying Stock. At maturity, JPMorgan Chase will either pay you the principal amount per Note or, if the closing price of the applicable Underlying Stock on the Final Valuation Date is below the specified Trigger Price, JPMorgan Chase will deliver to you one share of the applicable Underlying Stock per Note (subject to adjustments in the case of certain corporate events described in the accompanying Trigger Yield Optimization Notes product supplement no. UBS-8-A-III under "General Terms of the Notes — Anti-Dilution Adjustments", in the sole discretion of the calculation agent). **Investing in the Notes involves significant risks. You may lose some or all of your principal amount. In exchange for receiving a coupon on the Notes, you are accepting the risk of receiving shares of the applicable Underlying Stock at maturity that are worth less than your principal amount and the credit risk of JPMorgan Chase for all payments under the Notes. Generally, the higher the Coupon Rate on a Note, the greater the risk of loss on that Note. The contingent repayment of principal only applies if you hold the Notes until maturity. Any payment on the Notes, including any repayment of principal, is subject to the creditworthiness of JPMorgan Chase. If JPMorgan Chase were to default on its payment obligations, you may not receive any amounts owed to you under the Notes and you could lose your entire investment.**

## Features

- **Income** — Regardless of the performance of the applicable Underlying Stock, JPMorgan Chase will pay you a monthly coupon. In exchange for receiving the monthly coupon on the Notes, you are accepting the risk of receiving shares of the applicable Underlying Stock at maturity that are worth less than your principal amount and the credit risk of JPMorgan Chase for all payments under the Notes.
- **Contingent Repayment of Principal Amount at Maturity** — If the price of the applicable Underlying Stock does not close below the applicable Trigger Price on the Final Valuation Date, JPMorgan Chase will pay you the principal amount per Note at maturity and you will not participate in any appreciation or decline in the value of the applicable Underlying Stock. If the price of the applicable Underlying Stock closes below the applicable Trigger Price on the Final Valuation Date, JPMorgan Chase will deliver to you one share of the applicable Underlying Stock per Note at maturity, which is expected to be worth significantly less than your principal amount and may have no value at all. The contingent repayment of principal only applies if you hold the Notes until maturity. Any payment on the Notes, including any repayment of principal, is subject to the creditworthiness of JPMorgan Chase.

## Key Dates

Trade Date	January 27, 2011
Settlement Date	January 31, 2011
Final Valuation Date <sup>1</sup>	July 25, 2011
Maturity Date <sup>1</sup>	July 29, 2011

<sup>1</sup> Subject to postponement in the event of a market disruption event and as described under "Description of Notes — Payment at Maturity" in the accompanying product supplement no. UBS-8-A-III

**THE NOTES ARE SIGNIFICANTLY RISKIER THAN CONVENTIONAL DEBT INSTRUMENTS. JPMORGAN CHASE IS NOT NECESSARILY OBLIGATED TO REPAY THE FULL PRINCIPAL AMOUNT OF THE NOTES AT MATURITY, AND THE NOTES CAN HAVE DOWNSIDE MARKET RISK SIMILAR TO THE APPLICABLE UNDERLYING STOCK. THIS MARKET RISK IS IN ADDITION TO THE CREDIT RISK INHERENT IN PURCHASING A DEBT OBLIGATION OF JPMORGAN CHASE. YOU SHOULD NOT PURCHASE THE NOTES IF YOU DO NOT UNDERSTAND OR ARE NOT COMFORTABLE WITH THE SIGNIFICANT RISKS INVOLVED IN INVESTING IN THE NOTES.**

**YOU SHOULD CAREFULLY CONSIDER THE RISKS DESCRIBED UNDER "KEY RISKS" BEGINNING ON PAGE 6 AND UNDER "RISK FACTORS" BEGINNING ON PAGE PS-6 OF THE ACCOMPANYING PRODUCT SUPPLEMENT NO. UBS-8-A-III BEFORE PURCHASING ANY NOTES. EVENTS RELATING TO ANY OF THOSE RISKS, OR OTHER RISKS AND UNCERTAINTIES, COULD ADVERSELY AFFECT THE MARKET VALUE OF, AND THE RETURN ON, YOUR NOTES. YOU MAY LOSE SOME OR ALL OF YOUR INITIAL INVESTMENT IN THE NOTES.**

## Note Offering

This pricing supplement relates to four (4) separate Note offerings. Each issuance of offered Notes is linked to one, and only one, Underlying Stock. You may participate in any of the four (4) Note offerings or, at your election, in two or more of the offerings. This pricing supplement does not, however, allow you to purchase a Note linked to a basket of some or all of the Underlying Stocks described below. The Notes will be issued in minimum denominations equal to the applicable Principal Amount and multiples thereof. Each of the four Note offerings is linked to the common stock or American depositary shares of a different company, and each of the four Note offerings has a different Coupon Rate, Initial Price and Trigger Price. **The performance of each Note will not depend on the performance of any other Note.**

Underlying Stock	Total Coupons Payable Over Term of the Notes		Coupon Rate	Initial Price	Trigger Price	CUSIP	ISIN
Common shares of Potash Corporation of Saskatchewan Inc.	4.00%		8.00% per annum	\$174.14	\$139.31, which is 80% of Initial Price	46634X484	US46634X4842
American depositary shares of Tata Motors Limited	3.50%		7.00% per annum	\$26.30	\$19.73, which is 75% of Initial Price	46634X476	US46634X4768
Common stock of Red Hat, Inc.	4.75%		9.50% per annum	\$41.38	\$33.10, which is 80% of Initial Price	46634X468	US46634X4685
Common stock of Juniper Networks, Inc.	4.35%		8.70% per annum	\$37.20	\$29.76, which is 80% of Initial Price	46634X450	US46634X4503

**See "Additional Information about JPMorgan Chase & Co. and the Notes" in this pricing supplement. The Notes will have the terms specified in the prospectus dated November 21, 2008, the prospectus supplement dated November 21, 2008, product supplement no. UBS-8-A-III dated January 25, 2011 and this pricing supplement. The terms of the Notes as set forth in this pricing supplement, to the extent they differ or conflict with those set forth in product supplement no. UBS-8-A-III, will supersede the terms set forth in product supplement no. UBS-8-A-III.**

Neither the Securities and Exchange Commission nor any state securities commission has approved or disapproved of the Notes or passed upon the accuracy or the adequacy of this pricing supplement or the accompanying prospectus, prospectus supplement and product supplement no. UBS-8-A-III. Any representation to the contrary is a criminal offense.

Offering of Notes	Price to Public <sup>(1)</sup>		Fees and Commissions <sup>(2)</sup>		Proceeds to Us	
	Total	Per Note*	Total	Per Note**	Total	Per Note
Potash Corporation of Saskatchewan Inc.	\$10,087,756.06	\$174.14	\$100,877.56	1.00%	\$9,986,878.50	\$172.40
Tata Motors Limited	\$9,877,885.50	\$26.30	\$98,778.86	1.00%	\$9,779,106.64	\$26.04
Red Hat, Inc.	\$2,321,749.04	\$41.38	\$23,217.49	1.00%	\$2,298,531.55	\$40.97
Juniper Networks, Inc.	\$1,485,284.40	\$37.20	\$14,852.84	1.00%	\$1,470,431.56	\$36.83

\* Dollar value is equal to 100% of the Initial Price.

\*\* Dollar value is equal to 99% of the Initial Price, which reflects the deduction of the total fees and commissions from the price to public.

<sup>(1)</sup> The price to the public includes the cost of hedging our obligations under the Notes through one or more of our affiliates, which includes our affiliates' expected cost of providing such hedge as well as the profit our affiliates expect to realize in consideration for assuming the risks inherent in providing such hedge. For additional related information, please see "Use of Proceeds" beginning on page PS-15 of the accompanying product supplement no. UBS-8-A-III and "Supplemental Underwriting Information (Conflicts of Interest)" in this pricing supplement.

<sup>(2)</sup> UBS Financial Services Inc., which we refer to as UBS, will receive a commission of 1.00% of the principal amount per Note.

The Notes are not bank deposits and are not insured or guaranteed by the Federal Deposit Insurance Corporation or any other governmental agency, nor are they obligations of, or guaranteed by, a bank.

This pricing supplement relates to four (4) separate Note offerings. Each issue of the offered Notes is linked to one, and only one, Underlying Stock. The purchaser of a Note will acquire a security linked to a single Underlying Stock (not to a basket or index that includes the other Underlying Stocks). You may participate in any of the four (4) Note offerings or, at your election, in two or more of the offerings. We reserve the right to withdraw, cancel or modify any of the offerings and to reject orders in whole or in part. While each Note offering relates only to a single Underlying Stock identified on the cover page, you should not construe that fact as a recommendation of the merits of acquiring an investment linked to that Underlying Stock (or any other Underlying Stock) or as to the suitability of an investment in the Notes.

You should read this pricing supplement together with the prospectus dated November 21, 2008, as supplemented by the prospectus supplement dated November 21, 2008, relating to our Series E medium-term Notes of which these Notes are a part, and the more detailed information contained in product supplement no. UBS-8-A-III dated January 25, 2011. **This pricing supplement, together with the documents listed below, contains the terms of the Notes, supplements the free writing prospectus related hereto dated January 25, 2011 and supersedes all other prior or contemporaneous oral statements as well as any other written materials including preliminary or indicative pricing terms, correspondence, trade ideas, structures for implementation, sample structures, fact sheets, brochures or other educational materials of ours.** You should carefully consider, among other things, the matters set forth in "Risk Factors" in the accompanying product supplement no. UBS-8-A-III, as the Notes involve risks not associated with conventional debt securities.

**You may access these on the SEC website at [www.sec.gov](http://www.sec.gov) as follows (or if such address has changed, by reviewing our filing for the relevant date on the SEC website):**

- ◆ Product supplement no. UBS-8-A-III dated January 25, 2011:  
[http://www.sec.gov/Archives/edgar/data/19617/000089109211000418/e41754\\_424b2.pdf](http://www.sec.gov/Archives/edgar/data/19617/000089109211000418/e41754_424b2.pdf)
- ◆ Prospectus supplement dated November 21, 2008:  
[http://www.sec.gov/Archives/edgar/data/19617/000089109208005661/e33600\\_424b2.pdf](http://www.sec.gov/Archives/edgar/data/19617/000089109208005661/e33600_424b2.pdf)
- ◆ Prospectus dated November 21, 2008:  
[http://www.sec.gov/Archives/edgar/data/19617/000089109208005658/e33655\\_424b2.pdf](http://www.sec.gov/Archives/edgar/data/19617/000089109208005658/e33655_424b2.pdf)

As used in this pricing supplement, the "Issuer," "JPMorgan Chase," "we," "us" and "our" refer to JPMorgan Chase & Co.

**The Notes may be suitable for you if, among other considerations:**

- ◆ You fully understand the risks inherent in an investment in the Notes, including the risk of loss of your entire initial investment.
- ◆ You can tolerate a loss of all or a substantial portion of your investment and are willing to make an investment that may have the same downside market risk as an investment in the applicable Underlying Stock.
- ◆ You believe the Final Price of the applicable Underlying Stock is not likely to be below the applicable Trigger Price and, if it is, you can tolerate receiving shares of the applicable Underlying Stock at maturity worth less than your principal amount or that may have no value at all.
- ◆ You understand and accept that you will not participate in any appreciation in the price of the applicable Underlying Stock and that your return at maturity is limited to the coupons paid on the applicable Note.
- ◆ You are willing to accept the risks of owning equities in general and the applicable Underlying Stock in particular.
- ◆ You can tolerate fluctuations in the price of the Notes prior to maturity that may be similar to or exceed the downside price fluctuations of the applicable Underlying Stock.
- ◆ You are willing to invest in the Notes based on the applicable Coupon Rate for a total coupon amount paid over the six-month term of 4.00% for Notes linked to the common shares of Potash Corporation of Saskatchewan Inc., 3.50% for Notes linked to the American depositary Shares of Tata Motors Limited, 4.75% for Notes linked to the common stock of Red Hat, Inc. and 4.35% for Notes linked to the common stock of Juniper Networks, Inc.
- ◆ You are willing and able to hold the Notes to maturity, a term of approximately 6 months.
- ◆ You accept that there may be little or no secondary market for the Notes and that any secondary market will depend in large part on the price, if any, at which J.P. Morgan Securities LLC ("JPMS"), is willing to trade the Notes.
- ◆ You are willing to assume the credit risk of JPMorgan Chase for all payments under the Notes, and understand that if JPMorgan Chase defaults on its obligations you may not receive any amounts due to you including any repayment of principal.

**The suitability considerations identified above are not exhaustive. Whether or not the Notes are a suitable investment for you will depend on your individual circumstances, and you should reach an investment decision only after you and your investment, legal, tax, accounting, and other advisers have carefully considered the suitability of an investment in the Notes in light of your particular circumstances. You should also review carefully the "Key Risks" on page 6 of this pricing supplement and "Risk Factors" in the accompanying product supplement no. UBS-8-A-III for risks related to an investment in the Notes.**

**The Notes may not be suitable for you if, among other considerations:**

- ◆ You do not fully understand the risks inherent in an investment in the Notes, including the risk of loss of your entire initial investment.
- ◆ You require an investment designed to provide a full return of principal at maturity.
- ◆ You are not willing to make an investment that may have the same downside market risk as an investment in the applicable Underlying Stock.
- ◆ You believe the Final Price of the applicable Underlying Stock is likely to be below the applicable Trigger Price, which could result in a total loss of your initial investment.
- ◆ You cannot tolerate receiving shares of the applicable Underlying Stock at maturity worth less than your principal amount or that may have no value at all.
- ◆ You seek an investment that participates in the full appreciation in the price of the applicable Underlying Stock or that has unlimited return potential.
- ◆ You are not willing to accept the risks of owning equities in general and the applicable Underlying Stock in particular.
- ◆ You cannot tolerate fluctuations in the price of the Notes prior to maturity that may be similar to or exceed the downside price fluctuations of the applicable Underlying Stock.
- ◆ You prefer the lower risk, and therefore accept the potentially lower returns, of fixed income investments with comparable maturities and credit ratings.
- ◆ You are not willing to invest in the Notes based on the applicable Coupon Rate for a total coupon amount paid over the six-month term of 4.00% for Notes linked to the common shares of Potash Corporation of Saskatchewan Inc., 3.50% for Notes linked to the American depositary Shares of Tata Motors Limited, 4.75% for Notes linked to the common stock of Red Hat, Inc. and 4.35% for Notes linked to the common stock of Juniper Networks, Inc.
- ◆ You are unable or unwilling to hold the Notes to maturity, a term of approximately 6 months, and seek an investment for which there will be an active secondary market.
- ◆ You are not willing to assume the credit risk of JPMorgan Chase for all payments under the Notes, including any repayment of principal.

## Final Terms

Issuer:	JPMorgan Chase & Co.
Issue Price per Note:	Equal to 100% of the principal amount per Note
Principal Amount per Note:	Equal to the Initial Price (as defined below) of the applicable Underlying Stock
Underlying Stock:	Common shares of Potash Corporation of Saskatchewan Inc. American depositary shares of Tata Motors Limited Common stock of Red Hat, Inc. Common stock of Juniper Networks, Inc.
Term:	Approximately 6 months. The notes priced on January 27, 2011 and are expected to settle on or about January 31, 2011. In the event that we make any changes to the expected Trade Date and Settlement Date, the Final Valuation Date and Maturity Date will be changed to ensure that the stated term of the Notes remains the same.
Total Coupon Payable:	The total coupon payable is (i) 4.00% for Notes linked to the common shares of Potash Corporation of Saskatchewan Inc., (ii) 3.50% for Notes linked to the American depositary shares of Tata Motors Limited, (iii) 4.75% for Notes linked to the common stock of Red Hat, Inc. and (iv) 4.35% for Notes linked to the common stock of Juniper Networks, Inc.
Coupon Payment:	Coupons paid in arrears in six equal monthly installments based on the applicable Coupon Rate, regardless of the performance of the applicable Underlying Stock. The Coupon Rate is (i) 8.00% per annum for Notes linked to the common shares of Potash Corporation of Saskatchewan Inc., (ii) 7.00% per annum for Notes linked to the American depositary shares of Tata Motors Limited, (iii) 9.50% per annum for Notes linked to the common stock of Red Hat, Inc. and (iv) 8.70% per annum for Notes linked to the common stock of Juniper Networks, Inc.
1 <sup>st</sup> Installment through 6 <sup>th</sup> Installment:	For Notes linked to the common shares of Potash Corporation of Saskatchewan Inc.: 0.6667% (or \$1.1609 per Note)  For Notes linked to the American depositary shares of Tata Motors Limited: 0.5833% (or \$0.1534 per Note)  For Notes linked to the common stock of Red Hat, Inc.: 0.7917% (or \$0.3276 per Note)  For Notes linked to the common stock of Juniper Networks, Inc.: 0.7250% (or \$0.2697 per Note)
Trigger Price:	For Notes linked to the common shares of Potash Corporation of Saskatchewan Inc.: \$139.31, which is 80% of the Initial Price  For Notes linked to the American depositary shares of Tata Motors Limited: \$19.73, which is 75% of the Initial Price  For Notes linked to the common stock of Red Hat, Inc.: \$33.10, which is 80% of the Initial Price  For Notes linked to the common stock of Juniper Networks, Inc.: \$29.76, which is 80% of the Initial Price
Payment at Maturity (per Note) <sup>(1)</sup> :	If the Final Price of the applicable Underlying Stock is not below the applicable Trigger Price on the Final Valuation Date, at maturity we will pay you an amount in cash equal to your principal amount plus accrued and unpaid interest.  If the Final Price of the applicable Underlying Stock is below the applicable Trigger Price on the Final Valuation Date, at maturity we will deliver to you one share of the applicable Underlying Stock (subject to adjustments) for each Note you own plus accrued and unpaid interest.
Share Delivery Amount:	One share of the applicable Underlying Stock, subject to adjustments upon the occurrence of certain corporate events affecting the applicable Underlying Stock. See "General Terms of Notes — Anti-Dilution Adjustments" in the accompanying product supplement no. UBS-8-A-III.
Initial Price:	\$174.14, \$26.30, \$41.38 and \$37.20 for Notes linked to Potash Corporation of Saskatchewan Inc., Tata Motors Limited, Red Hat, Inc. and Juniper Networks, Inc., respectively, which are the closing prices of the Underlying Stocks on the Trade Date
Final Price:	The closing price of the applicable Underlying Stock on the Final Valuation Date

<sup>(1)</sup> If the calculation agent adjusts the number of shares of the applicable Underlying Stock due to be delivered to you for certain corporate events affecting the applicable Underlying Stock, we will pay cash in lieu of delivering any fractional shares of the applicable Underlying Stock in an amount equal to that fraction multiplied by the closing price of the applicable Underlying Stock on the Final Valuation Date.

## Investment Timeline

Trade Date



Monthly (including at maturity):



Maturity Date

The closing price of the applicable Underlying Stock (Initial Price) is observed, the applicable Trigger Price is determined and the Coupon Rate is set.

The issue price per Note is set equal to the price of the applicable Underlying Stock

We pay the applicable coupon

The Final Price is determined on the Final Valuation Date.

If the Final Price of the applicable Underlying Stock is not below the applicable Trigger Price, we will pay you an amount in cash equal to your principal amount.

If the Final Price of the applicable Underlying Stock is below the applicable Trigger Price, we will deliver to you one share of the applicable Underlying Stock for each Note you own.<sup>(1)</sup>

**INVESTING IN THE NOTES INVOLVES SIGNIFICANT RISKS. YOU MAY LOSE SOME OR ALL OF YOUR PRINCIPAL AMOUNT. YOU MAY RECEIVE SHARES AT MATURITY THAT ARE WORTH LESS THAN YOUR PRINCIPAL AMOUNT OR MAY HAVE NO VALUE AT ALL. ANY PAYMENT ON THE NOTES, INCLUDING ANY REPAYMENT OF PRINCIPAL, IS SUBJECT TO THE CREDITWORTHINESS OF JPMORGAN CHASE. IF JPMORGAN CHASE WERE TO DEFAULT ON ITS PAYMENT OBLIGATIONS, YOU MAY NOT RECEIVE ANY AMOUNTS OWED TO YOU UNDER THE NOTES AND YOU COULD LOSE YOUR ENTIRE INVESTMENT.**

## Coupon Payment Dates

Coupon will be paid in arrears in six equal monthly installments on the Coupon Payment Dates listed below:

February 28, 2011  
March 31, 2011  
April 29, 2011  
May 31, 2011  
June 30, 2011  
July 29, 2011

Any payment on your Notes that would otherwise be due on a Coupon Payment Date that is not a business day will instead be paid on the next day that is a business day, with the same effect as if paid on the original due date.

## What Are the Tax Consequences of the Notes?

You should review carefully the section entitled “Certain U.S. Federal Income Tax Consequences” in the accompanying product supplement no. UBS-8-A-III. Subject to the limitations described therein, and based on certain factual representations received from us, in the opinion of our special tax counsel, Davis Polk & Wardwell LLP, it is reasonable to treat the Notes as units comprising an Option and a debt component for U.S. federal income tax purposes. Of each Coupon Payment for each Note offering, we intend to treat as interest on the debt component and as Premium the following amounts:

Underlying Stock	Coupon Rate	Interest on Debt Component per Annum	Premium Component per Annum
Common shares of Potash Corporation of Saskatchewan Inc.	8.00% per annum (equivalent to 4.00% over the term of the Notes)	0.35% per annum (equivalent to 0.175% over the term of the Notes)	7.65% per annum (equivalent to 3.825% over the term of the Notes)
American depositary shares of Tata Motors Limited	7.00% per annum (equivalent to 3.50% over the term of the Notes)	0.35% per annum (equivalent to 0.175% over the term of the Notes)	6.65% per annum (equivalent to 3.325% over the term of the Notes)
Common stock of Red Hat, Inc.	9.50% per annum (equivalent to 4.75% over the term of the Notes)	0.35% per annum (equivalent to 0.175% over the term of the Notes)	9.15% per annum (equivalent to 4.575% over the term of the Notes)
Common stock of Juniper Networks, Inc.	8.70% per annum (equivalent to 4.35% over the term of the Notes)	0.35% per annum (equivalent to 0.175% over the term of the Notes)	8.35% per annum (equivalent to 4.175% over the term of the Notes)

By purchasing the Notes, you agree to treat the Notes for U.S. federal income tax purposes consistently with our treatment and allocation as described above. Assuming this characterization is respected, (a) interest on the debt component will be taxed as ordinary income, while the Premium will not be taken into account prior to maturity or sale, and (b) assuming that you are an initial holder of Notes purchasing the Notes at the Initial Price for cash, (i) if at maturity the Notes are settled in cash, you will recognize short-term capital gain in an amount equal to the total Premium received, and (ii) if at maturity you receive the Underlying Stock, you generally will not recognize gain or loss with respect to the Premium or the Underlying Stock received; instead, the total Premium will reduce your basis in the Underlying Stock. However, there are other reasonable treatments that the Internal Revenue Service (the “IRS”) or a court may adopt, in which case the timing and character of any income or loss on the Notes could be significantly and adversely affected. In addition, in 2007 Treasury and the IRS released a notice requesting comments on the U.S. federal income tax treatment of “prepaid forward contracts” and similar instruments. While it is not clear whether the Notes would be viewed as similar to the typical prepaid forward contract described in the notice, it is possible that any Treasury regulations or other guidance promulgated after consideration of these issues could materially and adversely affect the tax consequences of an investment in the Notes, possibly with retroactive effect. The notice focuses on a number of issues, the most relevant of which for holders of the Notes are the character of income or loss (including whether the Premium might be currently included as ordinary income) and the degree, if any, to which income realized by Non-U.S. Holders should be subject to withholding tax. Both U.S. and Non-U.S. Holders should consult their tax advisers regarding all aspects of the U.S. federal income tax consequences of an investment in the Notes, including possible alternative treatments and the issues presented by this notice. Non-U.S. Holders should also note that they may be withheld upon unless they have submitted a properly completed IRS Form W-8BEN or otherwise satisfied the applicable documentation requirements. Purchasers who are not initial purchasers of Notes at the Initial Price should also consult their tax advisers with respect to the tax consequences of an investment in the Notes, including possible alternative characterizations, as well as the allocation of the purchase price of the Notes between the debt component and the Option.

The discussion in the preceding paragraphs, when read in combination with the section entitled “Certain U.S. Federal Income Tax Consequences” in the accompanying product supplement, constitutes the full opinion of Davis Polk & Wardwell LLP regarding the material U.S. federal income tax consequences of owning and disposing of Notes.

## Key Risks

An investment in the Notes involves significant risks. Investing in the Notes is not equivalent to investing directly in applicable Underlying Stock. These risks are explained in more detail in the “Risk Factors” section of the accompanying product supplement no. UBS-8-A-III.

### Risks Relating to the Notes Generally

- ◆ **Your Investment in the Notes May Result in a Loss** — The Notes differ from ordinary debt securities in that we will not necessarily repay the full principal amount of the Notes. We will only pay you the principal amount of your Notes in cash if the Final Price of the applicable Underlying Stock is greater than or equal to the applicable Trigger Price and only at maturity. If the Final Price of the applicable Underlying Stock is below the applicable Trigger Price, we will deliver to you one share of the applicable Underlying Stock at maturity for each Note that you own instead of the principal amount in cash. If you receive shares of the applicable Underlying Stock at maturity, the value of the Underlying Stock is expected to be significantly less than the principal amount of the Notes or may have no value at all.
- ◆ **Credit Risk of JPMorgan Chase & Co.** — The Notes are unsecured and unsubordinated debt obligations of the issuer, JPMorgan Chase & Co., and will rank *pari passu* with all of our other unsecured and unsubordinated obligations. The Notes are not, either directly or indirectly, an obligation of any third party. Any payment to be made on the Notes, including any repayment of principal at maturity, depends on the ability of JPMorgan Chase & Co. to satisfy its obligations as they come due. As a result, the actual and perceived creditworthiness of JPMorgan Chase & Co. may affect the market value of the Notes and, in the event JPMorgan Chase & Co. were to default on its obligations, you may not receive any repayment of principal or any other amounts owed to you under the terms of the Notes.



- ◆ **The Probability That the Applicable Final Price Will Fall Below the Applicable Trigger Price on the Final Valuation Date Will Depend on the Volatility of the Applicable Underlying Stock** — “Volatility” refers to the frequency and magnitude of changes in the price of the applicable Underlying Stock. Greater expected volatility with respect to the applicable Underlying Stock reflects a higher expectation as of the Trade Date that the price of such stock could close below its applicable Trigger Price on the Final Valuation Date of the Notes, resulting in the loss of some or all of your investment. In addition, the applicable Coupon Rate is set on the Trade Date and depends in part on this expected volatility. However, a stock’s volatility can change significantly over the term of the Notes. The price of the applicable Underlying Stock for your Notes could fall sharply, which could result in a significant loss of principal.
- ◆ **Contingent Repayment of Principal Applies Only If You Hold the Notes to Maturity** — We will pay you your principal back at maturity only if the Final Price of the applicable Underlying Stock is not below the applicable Trigger Price and the Notes are held to maturity. If the Final Price of the applicable Underlying Stock is below the applicable Trigger Price, you will receive shares of the applicable Underlying Stock that will be fully exposed at maturity to any decline in the market price of the applicable Underlying Stock and as a result you could lose some or all of your principal. If you are able to sell the Notes prior to maturity in the secondary market, you may have to sell them for a loss relative to your initial investment even if the applicable Underlying Stock price is above the Trigger Price.
- ◆ **Your Return on the Notes Is Expected to be Limited to the Accrued Coupon Payments, Regardless of any Appreciation in the Value of the Applicable Underlying Stock** — Unless the applicable Final Price is less than the applicable Trigger Price, for each Note, you will receive the principal amount at maturity plus any accrued and unpaid interest, regardless of any appreciation in the value of the applicable Underlying Stock, which may be significant. If the applicable Final Price is less than the applicable Trigger Price, we will deliver to you shares of the applicable Underlying Stock at maturity that will be worth less than the applicable Trigger Price as of the Final Valuation Date and are unlikely to be worth more than the principal amount as of the maturity date. Therefore, your return on the Notes is expected to be limited to the coupons paid on the Notes. Accordingly, the return on the Notes may be significantly less than the return on a direct investment in the applicable Underlying Stock during the term of the Notes.
- ◆ **Contingent Repayment of Principal Depends Solely on the Closing Price of the Applicable Underlying Stock on the Final Valuation Date** — If the closing price of the applicable Underlying Stock on the Final Valuation Date (i.e., the Final Price) is less than the applicable Trigger Price, you will be fully exposed to any depreciation in the applicable Underlying Stock. Because the Final Price will be determined based on the closing price on a single trading day near the end of the term of the Notes, the price of the applicable Underlying Stock at the Maturity Date or at other times during the term of the Notes could be at a level above the applicable Trigger Price. This difference could be particularly large if there is a significant decrease in the price of the applicable Underlying Stock during the later portion of the term of the Notes or if there is significant volatility in the price of the applicable Underlying Stock during the term of the Notes, especially on dates near the Final Valuation Date.
- ◆ **Potential Conflicts** — We and our affiliates play a variety of roles in connection with the issuance of the Notes, including acting as calculation agent and hedging our obligations under the Notes. In performing these duties, the economic interests of the calculation agent and other affiliates of ours are potentially adverse to your interests as an investor in the Notes. We and/or our affiliates may also currently or from time to time engage in business with the issuer of the applicable Underlying Stock, including extending loans to, or making equity investments in, the issuer of the applicable Underlying Stock or providing advisory services to the issuer of the applicable Underlying Stock. As a prospective purchaser of the Notes, you should undertake an independent investigation of the issuer of the applicable Underlying Stock as in your judgment is appropriate to make an informed decision with respect to an investment in the Notes.
- ◆ **Single Stock Risk** — The price of the applicable Underlying Stock can rise or fall sharply due to factors specific to that applicable Underlying Stock and its issuer, such as stock price volatility, earnings, financial conditions, corporate, industry and regulatory developments, management changes and decisions and other events, as well as general market factors, such as general stock market volatility and levels, interest rates and economic and political conditions.
- ◆ **Certain Built-In Costs Are Likely to Adversely Affect the Value of the Notes Prior to Maturity** — While the payment at maturity, if any, described in this pricing supplement is based on the full principal amount of your Notes, the original issue price of the Notes includes UBS’s commission and the estimated cost of hedging our obligations under the Notes. As a result, and as a general matter, the price, if any, at which J.P. Morgan Securities LLC, which we refer to as JPMS, will be willing to purchase Notes from you in secondary market transactions, if at all, will likely be lower than the original issue price and any sale prior to the Maturity Date could result in a substantial loss to you. This secondary market price will also be affected by a number of factors aside from UBS’s commission and our hedging costs, including those set forth under “Many Economic and Market Factors Will Influence the Value of the Notes” below. The Notes are not designed to be short-term trading instruments. Accordingly, you should be able and willing to hold your Notes to maturity.
- ◆ **No Ownership Rights in the Applicable Underlying Stock** — As a holder of the Notes, you will not have any ownership interest or rights in the applicable Underlying Stock, such as voting rights or dividend payments. In addition, the issuer of the applicable Underlying Stock will not have any obligation to consider your interests as a holder of the Notes in taking any corporate action that might affect the value of the applicable Underlying Stock and the Notes.
- ◆ **No Affiliation with the Applicable Underlying Stock Issuer** — We are not affiliated with the issuer of the applicable Underlying Stock. We assume no responsibility for the adequacy of the information about the applicable Underlying Stock issuer contained in this pricing supplement or in product supplement no. UBS-8-A-III. You should make your own investigation into the applicable Underlying Stock and its issuer. We are not responsible for the applicable Underlying Stock issuer’s public disclosure of information, whether contained in SEC filings or otherwise.

- ◆ **Lack of Liquidity** — The Notes will not be listed on any securities exchange. JPMS intends to offer to purchase the Notes in the secondary market, but is not required to do so. Even if there is a secondary market, it may not provide enough liquidity to allow you to trade or sell the Notes easily. Because other dealers are not likely to make a secondary market for the Notes, the price at which you may be able to trade your Notes is likely to depend on the price, if any, at which JPMS is willing to buy the Notes.
- ◆ **Anti-Dilution Protection Is Limited and May Be Discretionary** — Although the calculation agent will adjust the amount payable at maturity by adjusting the number of shares of the applicable Underlying Stock that may be delivered for certain corporate events (such as stock splits and stock dividends) affecting the applicable Underlying Stock, the calculation agent is not required to make an adjustment for every corporate event that can affect the applicable Underlying Stock. If an event occurs that does not require the calculation agent to adjust the number of shares of the applicable Underlying Stock that may be delivered at maturity, the market value of your Notes and the payment at maturity may be materially and adversely affected. You should also be aware that the calculation agent may make any such adjustment, determination or calculation in a manner that differs from what is described in the accompanying product supplement as it deems necessary to ensure an equitable result. Subject to the foregoing, the calculation agent is under no obligation to consider your interests as a holder of the Notes in making these determinations.
- ◆ **Hedging and Trading in the Applicable Underlying Stock** — While the Notes are outstanding, we or any of our affiliates may carry out hedging activities related to the Notes, including in the applicable Underlying Stock or instruments related to the applicable Underlying Stock. We or our affiliates may also trade in the applicable Underlying Stock or instruments related to the applicable Underlying Stock from time to time. Any of these hedging or trading activities as of the Trade Date and during the term of the Notes could adversely affect our payment to you at maturity.
- ◆ **Potentially Inconsistent Research, Opinions or Recommendations by JPMS, UBS or Their Affiliates** — JPMS, UBS or their affiliates may publish research, express opinions or provide recommendations (for example, with respect to the issuer of the applicable Underlying Stock) that are inconsistent with investing in or holding the Notes, and which may be revised at any time. Any such research, opinions or recommendations may or may not recommend that investors buy or hold the applicable Underlying Stock and could affect the value of the applicable Underlying Stock, and therefore the market value of the Notes.
- ◆ **Tax Treatment** — Significant aspects of the tax treatment of the Notes are uncertain. You should consult your tax adviser about your tax situation.
- ◆ **Potential JPMorgan Chase & Co. Impact on Price** — Trading or transactions by JPMorgan Chase & Co. or its affiliates in the applicable Underlying Stock or in futures, options or other derivative products on the applicable Underlying Stock may adversely affect the market value of the applicable Underlying Stock and, therefore, the market value of the Notes.
- ◆ **Many Economic and Market Factors Will Influence the Value of the Notes** — In addition to the value of the applicable Underlying Stock and interest rates on any trading day, the value of the Notes will be affected by a number of economic and market factors that may either offset or magnify each other and which are set out in more detail in product supplement no. UBS-8-A-III.

#### **Risks Relating to Notes Linked to the Common Shares of Potash Corporation of Saskatchewan Inc. and Notes Linked to the American Depositary Shares of Tata Motors Limited**

- ◆ **Risks Associated with Non-U.S. Securities** — An investment in Notes linked to the value of the common shares of Potash Corporation of Saskatchewan Inc. (which we refer to as “Potash”), which are issued by a Canadian issuer, or an investment in Notes linked to American depositary shares (or “ADSs”) representing interests in the ordinary shares of Tata Motors Limited (which we refer to as “Tata Motors”), which are issued by an Indian issuer, involves risks associated with the home countries of Potash and Tata Motors. The common shares of Potash, which are quoted and traded in U.S. dollars on the New York Stock Exchange, may trade differently from such common shares quoted and traded in Canadian dollars on the Toronto Stock Exchange. The ADSs of Tata Motors, which are quoted and traded in U.S. dollars on the New York Stock Exchange, may trade differently from the ordinary shares of Tata Motors quoted and traded in Indian rupees on the Bombay Stock Exchange Limited and on the National Stock Exchange of India Limited. Non-U.S. companies, such as those in Canada and India, are generally subject to accounting, auditing and financial reporting standards and requirements, and securities trading rules different from those applicable to U.S. reporting companies. The prices of non-U.S. equity securities may be affected by political, economic, financial and social factors in the home country of the issuer of the non-U.S. equity securities (i.e., Canada, for Potash, and India, for Tata Motors), including changes in such country’s government, economic and fiscal policies, currency exchange laws or other laws or restrictions. Moreover, the economy of such country may differ favorably or unfavorably from the economy of the United States in such respects as growth of gross national product, rate of inflation, capital reinvestment, resources and self sufficiency. Such country may be subjected to different and, in some cases, more adverse economic environments.



- ◆ **Notes Linked to the Common Shares of Potash and Notes Linked to the ADSs of Tata Motors Are Subject to Currency Exchange Rate Risk** — Because the common shares of Potash are quoted and traded in U.S. dollars on the New York Stock Exchange and in Canadian dollars on the Toronto Stock Exchange, fluctuations in the exchange rate between the Canadian dollar and the U.S. dollar will likely affect the relative value of the common shares of Potash in the two different currencies and, as a result, will likely affect the market price of the common shares of Potash trading on the New York Stock Exchange. In addition, because the ADSs of Tata Motors are quoted and traded in U.S. dollars on the New York Stock Exchange and the ordinary shares of Tata Motors are quoted and traded in Indian rupees on the Bombay Stock Exchange Limited and on the National Stock Exchange of India Limited, fluctuations in the exchange rate between the Indian rupee and the U.S. dollar will likely affect the relative value of the ADSs of Tata Motors and the ordinary shares of Tata Motors, and, as a result, will likely affect the market price of the ADSs trading on the New York Stock Exchange. These trading differences and currency exchange rates may affect the market value of the applicable Notes and whether the applicable Final Price will fall below the applicable Trigger Price on the Final Valuation Date. The Canadian dollar and the Indian rupee have been subject to fluctuations against the U.S. dollar in the past and may be subject to significant fluctuations in the future. Previous fluctuations or periods of relative stability in the exchange rates between the Canadian dollar and the U.S. dollar and between the Indian rupee and the U.S. dollar are not necessarily indicative of fluctuations or periods of relative stability in those rates that may occur over the term of the applicable Notes. The exchange rates between the Canadian dollar and the U.S. dollar and between the Indian rupee and the U.S. dollar are the result of the supply of, and the demand for, those currencies. Changes in the exchange rate result over time from the interaction of many factors directly or indirectly affecting economic and political conditions in Canada, India and the United States, including economic and political developments in other countries. Of particular importance are rates of inflation, interest rate levels, the balance of payments and the extent of governmental surpluses or deficits in Canada, India and the United States, all of which are in turn sensitive to the monetary, fiscal and trade policies pursued by Canada, India, the United States and other jurisdictions important to international trade and finance.
- ◆ **There Are Important Differences Between the Rights of Holders of ADSs of Tata Motors and the Rights of Holders of the Ordinary Shares of Tata Motors** — For Notes linked to the ADSs of Tata Motors, you should be aware that your return on the Notes is linked to the price of the ADSs and not the ordinary shares of Tata Motors. There are important differences between the rights of holders of ADSs and the rights of holders of the ordinary shares. Each ADS is a security evidenced by American depositary receipts that represents one ordinary share of Tata Motors. The ADSs are issued pursuant to a deposit agreement, which sets forth the rights and responsibilities of the ADS depository, Tata Motors, and holders of the ADSs, which may be different from the rights of holders of the ordinary shares. For example, a company may make distributions in respect of ordinary shares that are not passed on to the holders of its ADSs. Any such differences between the rights of holders of the ADSs and the rights of holders of the ordinary shares of Tata Motors may be significant and may materially and adversely affect the value of the ADSs and, as a result, the Notes linked to the ADSs of Tata Motors.

## Hypothetical Examples and Return Table

### Assumptions

The following examples and return table illustrate the payment at maturity under different hypothetical scenarios on a hypothetical offering of Notes linked to a hypothetical Underlying Stock assuming the following\*:

Term:	Approximately 6 months
Hypothetical Total Coupon Payable**:	4.75%
Hypothetical Coupon Rate**:	9.50 % per annum (or \$0.3276 per monthly period)
Hypothetical Initial Price:	\$41.38 per share
Hypothetical Trigger Price:	\$33.10 (80% of the hypothetical Initial Price)
Hypothetical Principal Amount:	\$41.38 per Note (equal to the hypothetical Initial Price)
Hypothetical Dividend yield on the Underlying Stock***:	0.00% during the term of the Notes (0.00% annual dividend yield)

\* Actual Coupon Rate and other terms for each Note were set on the Trade Date and may be generally different from the hypothetical terms set forth above. The actual value of the Coupon Payments you will receive over the term of the Notes and the actual Trigger Price applicable to your Notes may be different from the hypothetical terms set forth above, and the actual market value of one share of the applicable Underlying Stock or the applicable principal amount, as applicable, you may receive at maturity, and therefore the Total Return on the Notes at maturity, may be more or less than the amounts displayed in this hypothetical and the hypothetical scenarios below, and will depend in part on the Initial Price of the applicable Underlying Stock, as set on the Trade Date.

\*\* Coupon payments will be paid in arrears in monthly installments during the term of the Note on an unadjusted basis.

\*\*\* Hypothetical dividend yield holders of the hypothetical Underlying Stock might receive over the term of the Notes.

### Hypothetical Examples

#### Scenario #1: The Final Price of the Underlying Stock is not below the Trigger Price of \$33.10.

Because the Final Price of the Underlying Stock is not below the Trigger Price of \$33.10, we will pay you at maturity a cash payment equal to the principal amount of the Notes. This investment would outperform an investment in the Underlying Stock if the price appreciation of the Underlying Stock is less than 4.75%.

#### If the closing price of the Underlying Stock on the Final Valuation Date is \$41.38 (no change in the price of the Underlying Stock):

Payment at Maturity:	\$41.38
Coupons:	\$1.97 (\$0.3276 x 6 = \$1.97)
Total:	\$43.35
Total Return on the Notes:	4.75%

In this example, the total return on the Notes is 4.75% while the total return on the Underlying Stock is 0.00%.

#### If the closing price of the Underlying Stock on the Final Valuation Date is \$53.79 (an increase of 30%):

Payment at Maturity:	\$41.38
Coupons:	\$1.97 (\$0.3276 x 6 = \$1.97)
Total:	\$43.35
Total Return on the Notes:	4.75%

In this example, the total return on the Notes is 4.75% while the total return on the Underlying Stock is 30.00%.

#### If the closing price of the Underlying Stock on the Final Valuation Date is \$35.17 (a decline of 15%):

Payment at Maturity:	\$41.38
Coupons:	\$1.97 (\$0.3276 x 6 = \$1.97)
Total:	\$43.35
Total Return on the Notes:	4.75%

In this example, the total return on the Notes is 4.75% while the total return on the Underlying Stock is a loss of 15.00%.

#### Scenario #2: The Final Price of the Underlying Stock is below the Trigger Price of \$33.10.

Because the Final Price of the Underlying Stock is below the Trigger Price of \$33.10, we will pay you at maturity one share of the Underlying Stock for every Note you hold. The value of shares received at maturity and the total return on the Notes at that time depends on the closing price of the Underlying Stock on the Maturity Date.

#### If the closing price of the Underlying Stock on the Maturity Date is \$16.55 (a decline of 60%):

Value of Shares Received:	\$16.55
Coupons:	\$1.97 (\$0.3276 x 6 = \$1.97)
Total:	\$18.52
Total Return on the Notes:	-55.25%

In this example, the total return on the Notes is a loss of 55.25% while the total return on the Underlying Stock is a loss of 60.00%.

#### If the closing price of the Underlying Stock on the Maturity Date is \$22.76 (a decline of 45%):

Value of Shares Received:	\$22.76
Coupons:	\$1.97 (\$0.3276 x 6 = \$1.97)
Total:	\$24.73
Total Return on the Notes:	-40.25%

In this example, the total return on the Notes is a loss of 40.25% while the total return on the Underlying Stock is a loss of 45.00%.

The numbers appearing in these hypothetical examples have been rounded for ease of analysis.

Underlying Stock		Trigger Event Does Not Occur <sup>(1)</sup>		Trigger Event Occurs <sup>(2)</sup>	
Hypothetical Final Stock Price <sup>(3)</sup>	Stock Price Return <sup>(4)</sup> / Total Return on the Underlying Stock at Maturity	Payment at Maturity + Coupon Payments <sup>(5)</sup>	Total Return on the Notes at Maturity <sup>(6)</sup>	Value of Payment at Maturity + Coupon Payments <sup>(7)</sup>	Total Return on the Notes at Maturity <sup>(6)(8)</sup>
\$62.07	50.00%	\$43.35	4.75%	N/A	N/A
\$60.00	45.00%	\$43.35	4.75%	N/A	N/A
\$57.93	40.00%	\$43.35	4.75%	N/A	N/A
\$55.86	35.00%	\$43.35	4.75%	N/A	N/A
\$53.79	30.00%	\$43.35	4.75%	N/A	N/A
\$51.73	25.00%	\$43.35	4.75%	N/A	N/A
\$49.66	20.00%	\$43.35	4.75%	N/A	N/A
\$47.59	15.00%	\$43.35	4.75%	N/A	N/A
\$45.52	10.00%	\$43.35	4.75%	N/A	N/A
\$43.45	5.00%	\$43.35	4.75%	N/A	N/A
\$41.38	0.00%	\$43.35	4.75%	N/A	N/A
\$39.31	-5.00%	\$43.35	4.75%	N/A	N/A
\$37.24	-10.00%	\$43.35	4.75%	N/A	N/A
\$35.17	-15.00%	\$43.35	4.75%	N/A	N/A
\$33.10	-20.00%	\$43.35	4.75%	N/A	N/A
\$31.04	-25.00%	N/A	N/A	\$33.01	-20.25%
\$28.97	-30.00%	N/A	N/A	\$30.94	-25.25%
\$26.90	-35.00%	N/A	N/A	\$28.87	-30.25%
\$24.83	-40.00%	N/A	N/A	\$26.80	-35.25%
\$22.76	-45.00%	N/A	N/A	\$24.73	-40.25%
\$20.69	-50.00%	N/A	N/A	\$22.66	-45.25%
\$18.62	-55.00%	N/A	N/A	\$20.59	-50.25%
\$16.55	-60.00%	N/A	N/A	\$18.52	-55.25%
\$14.48	-65.00%	N/A	N/A	\$16.45	-60.25%
\$12.41	-70.00%	N/A	N/A	\$14.38	-65.25%

<sup>(1)</sup> A trigger event does not occur if the Final Price of the hypothetical Underlying Stock is not below the hypothetical Trigger Price.

<sup>(2)</sup> A trigger event occurs if the hypothetical Final Price of the Underlying Stock is below the hypothetical Trigger Price.

<sup>(3)</sup> If the hypothetical Final Price of the Underlying Stock is not below the hypothetical Trigger Price, the hypothetical Final Stock Price represents the closing price of the Underlying Stock as of the Final Valuation Date. If the hypothetical Final Price of the Underlying Stock is below the hypothetical Trigger Price on the Final Valuation Date, the hypothetical Final Stock Price represents the closing price of the Underlying Stock as of the Final Valuation Date and the Maturity Date.

<sup>(4)</sup> The stock price range is provided for illustrative purposes only. The actual stock price return may be below -70% and you therefore may lose up to 100% of your principal amount.

<sup>(5)</sup> Payment consists of the Principal Amount plus Coupon Payments of 9.50% per annum (equal to 4.75% over the term of the Notes).

<sup>(6)</sup> The total return on the Notes at maturity includes Coupon Payments of 9.50% per annum (equal to 4.75% over the term of the Notes).

<sup>(7)</sup> The actual value of payment consists of the market value of one share of the Underlying Stock, valued and delivered as of the Maturity Date, plus Coupon Payments of 9.50% per annum (equal to 4.75% over the term of the Notes).

<sup>(8)</sup> If a Trigger Event occurs, the total return on the Notes at maturity will be positive only in the event that the market price of the Underlying Stock on the Maturity Date is substantially greater than the Final Price of the Underlying Stock on the Final Valuation Date. Such an increase in price is not likely to occur.

The numbers appearing in these hypothetical examples have been rounded for ease of analysis.

## The Underlying Stocks

Included on the following pages is a brief description of the issuers of the Underlying Stocks. This information has been obtained from publicly available sources and is provided for informational purposes only. Set forth below is a table that provides the quarterly high and low closing prices for the Underlying Stock. The information given below is for the four calendar quarters in each of 2006, 2007, 2008, 2009, 2010 (the fourth calendar quarter of 2006 and the four calendar quarters of 2007, 2008, 2009 and 2010 only for Red Hat, Inc. and the fourth calendar quarters of 2009 and the four calendar quarters in 2010 only for Juniper Networks, Inc.). Partial data is provided for the first calendar quarter of 2011. We obtained the closing price information set forth below from the Bloomberg Professional® service ("Bloomberg") without independent verification. You should not take the historical prices of the Underlying Stocks as an indication of future performance.

Each of the Underlying Stocks is registered under the Securities Exchange Act of 1934, as amended (the "Exchange Act"). Companies with securities registered under the Exchange Act are required to file financial and other information specified by the SEC periodically. Information filed by the issuer of each Underlying Stock with the SEC can be reviewed electronically through a web site maintained by the SEC. The address of the SEC's web site is <http://www.sec.gov>. Information filed with the SEC by the issuer of each Underlying Stock under the Exchange Act can be located by reference to its SEC file number provided below. In addition, information filed with the SEC can be inspected and copied at the Public Reference Section of the SEC, 100 F Street, N.E., Room 1580, Washington, D.C. 20549. Copies of this material can also be obtained from the Public Reference Section, at prescribed rates. We do not make any representation that these publicly available documents are accurate or complete.

According to its publicly available filings with the SEC, Potash Corporation of Saskatchewan Inc., which we refer to as Potash, is a Canadian company and is an integrated fertilizer and related industrial and feed products company. The common shares of Potash, no par value, which we refer to as the "common stock of Potash," is listed on the New York Stock Exchange, which we refer to as the Relevant Exchange for purposes of Potash in the accompanying product supplement no. UBS-8-A-III. Potash's SEC file number is 001-10351.

### Historical Information Regarding the Common Stock of Potash

The following table sets forth the quarterly high and low closing prices for the common stock of Potash, based on daily closing prices on the primary exchange for Potash, as reported by Bloomberg. The closing price of the common stock of Potash on January 27, 2011 was \$174.14. We obtained the closing prices and other information below from Bloomberg, without independent verification. The closing prices and this other information may be adjusted by Bloomberg for corporate actions such as stock splits, public offerings, mergers and acquisitions, spin-offs, delistings and bankruptcy. We make no representation or warranty as to the accuracy or completeness of the information obtained from Bloomberg.

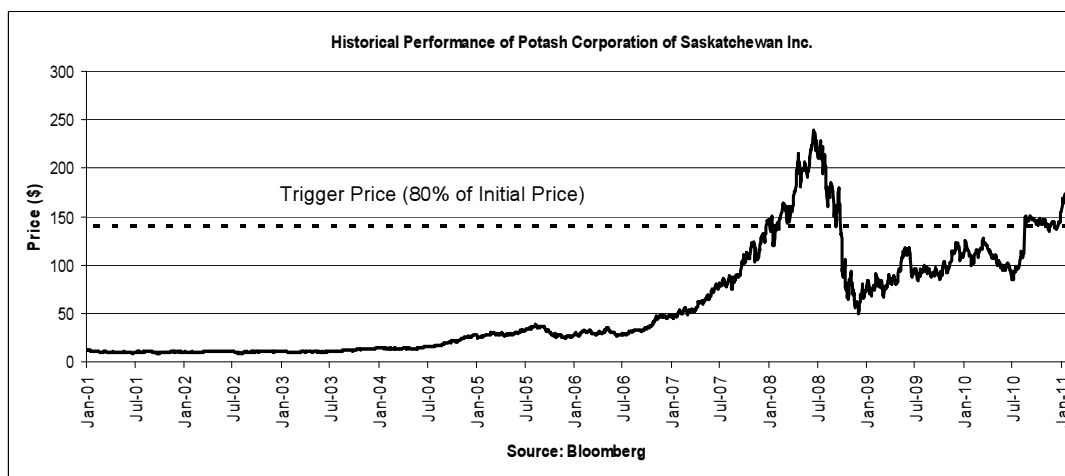
Since its inception, the price of the common stock of Potash has experienced significant fluctuations. The historical performance of the common stock of Potash should not be taken as an indication of future performance, and no assurance can be given as to the closing prices of the common stock of Potash during the term of the Notes. We cannot give you assurance that the performance of the common stock of Potash will result in the return of any of your initial investment. We make no representation as to the amount of dividends, if any, that Potash will pay in the future. In any event, as an investor in the Notes, you will not be entitled to receive dividends, if any, that may be payable on the common stock of Potash.

Quarter Begin	Quarter End	Quarterly High	Quarterly Low	Close
1/3/2006	3/31/2006	\$ 32.93	\$ 26.31	\$ 29.36
4/3/2006	6/30/2006	\$ 35.35	\$ 26.39	\$ 28.66
7/3/2006	9/29/2006	\$ 35.19	\$ 27.62	\$ 34.73
10/2/2006	12/29/2006	\$ 48.76	\$ 34.50	\$ 47.83
1/3/2007	3/30/2007	\$ 55.98	\$ 44.67	\$ 53.31
4/2/2007	6/29/2007	\$ 80.29	\$ 53.34	\$ 77.97
7/2/2007	9/28/2007	\$105.70	\$ 75.32	\$105.70
10/1/2007	12/31/2007	\$145.29	\$102.49	\$143.96
1/2/2008	3/31/2008	\$164.28	\$120.02	\$155.21
4/1/2008	6/30/2008	\$239.50	\$158.79	\$228.57
7/1/2008	9/30/2008	\$228.51	\$131.71	\$132.01
10/1/2008	12/31/2008	\$128.04	\$ 49.60	\$ 73.22
1/2/2009	3/31/2009	\$ 91.20	\$ 66.31	\$ 80.81
4/1/2009	6/30/2009	\$117.88	\$ 79.62	\$ 93.05
7/1/2009	9/30/2009	\$ 99.56	\$ 84.13	\$ 90.34
10/1/2009	12/31/2009	\$122.97	\$ 85.44	\$108.50
1/4/2010	3/31/2010	\$126.98	\$ 99.35	\$119.35
4/1/2010	6/30/2010	\$117.51	\$ 86.24	\$ 86.24
7/1/2010	9/30/2010	\$150.47	\$ 84.60	\$144.04
10/1/2010	12/31/2010	\$154.83	\$134.63	\$154.83
1/3/2011	1/27/2011*	\$174.14	\$155.90	\$174.14

\* As of the date of this pricing supplement, available information for the first calendar quarter of 2011 includes data for the period from January 3, 2011 through January 27, 2011. Accordingly, the "Quarterly High," "Quarterly Low" and "Close" data indicated are for this shortened period only and do not reflect complete data for the first calendar quarter of 2011.

The graph below illustrates the daily performance of Potash's common stock from January 2, 2001 through January 27, 2011, based on information from Bloomberg without independent verification. We make no representation or warranty as to the accuracy or completeness of the information obtained from Bloomberg. The dotted line represents the Trigger Price, equal to 80% of the closing price on January 27, 2011.

**Past performance of the Underlying Stock is not indicative of the future performance of the Underlying Stock.**



## Tata Motors Limited

According to its publicly available filings with the SEC, Tata Motors Limited, which we refer to as Tata, is an Indian company and a company which operates primarily in the automotive segment. The ADSs, representing one ordinary share of the common stock of Tata, par value Rs. 10 per share, which we refer to as the "Tata ADS," are listed on the New York Stock Exchange, which we refer to as the Relevant Exchange for purposes of Potash in the accompanying product supplement no. UBS-8-A-III. Potash's SEC file number is 001-32294.

### Historical Information Regarding the Tata ADS

The following table sets forth the quarterly high and low closing prices for the Tata ADS, based on daily closing prices on the primary exchange for Tata, as reported by Bloomberg. The closing price of the Tata ADS on January 27, 2011 was \$26.30. We obtained the closing prices and other information below from Bloomberg, without independent verification. The closing prices and this other information may be adjusted by Bloomberg for corporate actions such as stock splits, public offerings, mergers and acquisitions, spin-offs, delistings and bankruptcy. We make no representation or warranty as to the accuracy or completeness of the information obtained from Bloomberg.

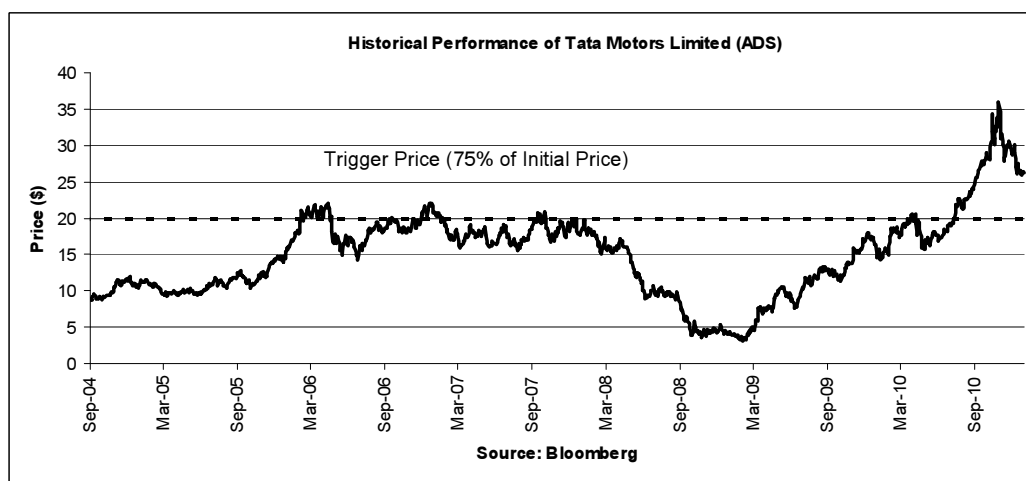
Since its inception, the price of the Tata ADS has experienced significant fluctuations. The historical performance of the Tata ADS should not be taken as an indication of future performance, and no assurance can be given as to the closing prices of the Tata ADS during the term of the Notes. We cannot give you assurance that the performance of the Tata ADS will result in the return of any of your initial investment. We make no representation as to the amount of dividends, if any, that Tata will pay in the future. In any event, as an investor in the Notes, you will not be entitled to receive dividends, if any, that may be payable on the Tata ADS.

Quarter Begin	Quarter End	Quarterly High	Quarterly Low	Close
1/3/2006	3/31/2006	\$21.46	\$13.93	\$20.84
4/3/2006	6/30/2006	\$21.96	\$14.91	\$17.25
7/3/2006	9/29/2006	\$19.50	\$14.27	\$18.58
10/2/2006	12/29/2006	\$20.83	\$17.92	\$20.43
1/3/2007	3/30/2007	\$22.10	\$16.21	\$16.21
4/2/2007	6/29/2007	\$19.09	\$15.94	\$16.42
7/2/2007	9/28/2007	\$19.14	\$15.56	\$19.14
10/1/2007	12/31/2007	\$20.85	\$16.75	\$18.86
1/2/2008	3/31/2008	\$19.95	\$14.98	\$15.62
4/1/2008	6/30/2008	\$17.15	\$ 9.97	\$10.05
7/1/2008	9/30/2008	\$10.75	\$ 7.29	\$ 7.66
10/1/2008	12/31/2008	\$ 7.41	\$ 3.64	\$ 4.45
1/2/2009	3/31/2009	\$ 5.33	\$ 3.14	\$ 4.93
4/1/2009	6/30/2009	\$10.58	\$ 5.36	\$ 8.52
7/1/2009	9/30/2009	\$13.33	\$ 7.64	\$12.96
10/1/2009	12/31/2009	\$17.19	\$11.38	\$16.86
1/4/2010	3/31/2010	\$18.77	\$14.28	\$18.46
4/1/2010	6/30/2010	\$20.60	\$15.65	\$17.19
7/1/2010	9/30/2010	\$25.52	\$17.16	\$25.51
10/1/2010	12/31/2010	\$36.00	\$25.59	\$29.34
1/3/2011	1/27/2011*	\$30.06	\$25.93	\$26.30

\* As of the date of this pricing supplement, available information for the first calendar quarter of 2011 includes data for the period from January 3, 2011 through January 27, 2011. Accordingly, the "Quarterly High," "Quarterly Low" and "Close" data indicated are for this shortened period only and do not reflect complete data for the first calendar quarter of 2011.

The graph below illustrates the daily performance of the Tata ADS from September 27, 2004 through January 27, 2011, based on information from Bloomberg without independent verification. We make no representation or warranty as to the accuracy or completeness of the information obtained from Bloomberg. The dotted line represents the Trigger Price, equal to 75% of the closing price on January 27, 2011.

**Past performance of the Underlying Stock is not indicative of the future performance of the Underlying Stock.**



## Red Hat, Inc

According to its publicly available filings with the SEC, Red Hat Inc., which we refer to as Red Hat, is a provider of open source software solutions to the enterprise. The common stock of Red Hat, par value \$0.0001 per share, is listed on the New York Stock Exchange, which we refer to as the Relevant Exchange for purposes of Red Hat in the accompanying product supplement no. UBS-8-A-III. Red Hat's SEC file number is 001-33162.



## Historical Information Regarding the Common Stock of Red Hat

The following table sets forth the quarterly high and low closing prices for the common stock of Red Hat, based on daily closing prices on the primary exchange for Red Hat, as reported by Bloomberg. The closing price of the common stock of Red Hat on January 27, 2011 was \$41.38. We obtained the closing prices and other information below from Bloomberg, without independent verification. The closing prices and this other information may be adjusted by Bloomberg for corporate actions such as stock splits, public offerings, mergers and acquisitions, spin-offs, delistings and bankruptcy. We make no representation or warranty as to the accuracy or completeness of the information obtained from Bloomberg.

Since its inception, the price of the common stock of Red Hat has experienced significant fluctuations. The historical performance of the common stock of Red Hat should not be taken as an indication of future performance, and no assurance can be given as to the closing prices of the common stock of Red Hat during the term of the Notes. We cannot give you assurance that the performance of the common stock of Red Hat will result in the return of any of your initial investment. We make no representation as to the amount of dividends, if any, that Red Hat will pay in the future. In any event, as an investor in the Notes, you will not be entitled to receive dividends, if any, that may be payable on the common stock of Red Hat.

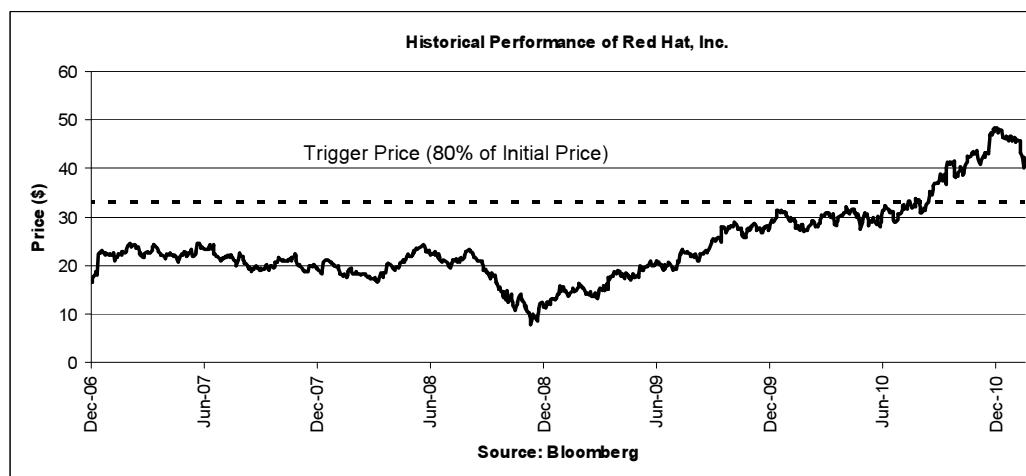
Quarter Begin	Quarter End	Quarterly High	Quarterly Low	Close
12/12/2006*	12/29/2006	\$23.00	\$16.44	\$23.00
1/3/2007	3/30/2007	\$24.58	\$20.96	\$22.93
4/2/2007	6/29/2007	\$24.57	\$20.59	\$22.28
7/2/2007	9/28/2007	\$22.69	\$18.67	\$19.87
10/1/2007	12/31/2007	\$22.43	\$18.26	\$20.84
1/2/2008	3/31/2008	\$20.71	\$16.58	\$18.39
4/1/2008	6/30/2008	\$24.36	\$18.96	\$20.69
7/1/2008	9/30/2008	\$23.23	\$15.07	\$15.07
10/1/2008	12/31/2008	\$15.59	\$ 7.89	\$13.22
1/2/2009	3/31/2009	\$17.84	\$13.20	\$17.84
4/1/2009	6/30/2009	\$20.79	\$17.12	\$20.13
7/1/2009	9/30/2009	\$27.95	\$19.04	\$27.64
10/1/2009	12/31/2009	\$31.43	\$25.76	\$30.90
1/4/2010	3/31/2010	\$31.12	\$27.00	\$29.27
4/1/2010	6/30/2010	\$32.23	\$27.49	\$28.94
7/1/2010	9/30/2010	\$41.27	\$28.91	\$41.00
10/1/2010	12/31/2010	\$48.45	\$38.17	\$45.65
1/3/2011	1/27/2011**	\$46.56	\$42.76	\$41.38

\* The common stock of Red Hat commenced trading on December 12, 2006. Accordingly, the "Quarterly High", "Quarterly Low" and "Close" data indicated for the fourth calendar quarter of 2006 are for the shortened period from December 12, 2006 through December 31, 2006.

\*\* As of the date of this pricing supplement, available information for the first calendar quarter of 2011 includes data for the period from January 3, 2011 through January 27, 2011. Accordingly, the "Quarterly High", "Quarterly Low" and "Close" data indicated are for this shortened period only and do not reflect complete data for the first calendar quarter of 2011.

The graph below illustrates the daily performance of Red Hat's common stock from December 12, 2006 through January 27, 2011, based on information from Bloomberg without independent verification. We make no representation or warranty as to the accuracy or completeness of the information obtained from Bloomberg. The dotted line represents the Trigger Price, equal to 80% of the closing price on January 27, 2011.

**Past performance of the Underlying Stock is not indicative of the future performance of the Underlying Stock.**



According to its publicly available filings with the SEC, Juniper Networks Inc., which we refer to as Juniper Networks, designs, develops and sells products and services that provides their customers with network infrastructures. The common stock of Juniper Networks, par value \$0.00001 per share, is listed on the New York Stock Exchange, which we refer to as the Relevant Exchange for purposes of Juniper Networks in the accompanying product supplement no. UBS-8-A-III. Juniper Networks' SEC file number is 001-34501.

### Historical Information Regarding the Common Stock of Juniper Networks

The following table sets forth the quarterly high and low closing prices for the common stock of Juniper Networks, based on daily closing prices on the primary exchange for Juniper Networks, as reported by Bloomberg. The closing price of the common stock of Juniper Networks on January 27, 2011 was \$37.20. We obtained the closing prices and other information below from Bloomberg, without independent verification. The closing prices and this other information may be adjusted by Bloomberg for corporate actions such as stock splits, public offerings, mergers and acquisitions, spin-offs, delistings and bankruptcy. We make no representation or warranty as to the accuracy or completeness of the information obtained from Bloomberg.

Since its inception, the price of the common stock of Juniper Networks has experienced significant fluctuations. The historical performance of the common stock of Juniper Networks should not be taken as an indication of future performance, and no assurance can be given as to the closing prices of the common stock of Juniper Networks during the term of the Notes. We cannot give you assurance that the performance of the common stock of Juniper Networks will result in the return of any of your initial investment. We make no representation as to the amount of dividends, if any, that Juniper Networks will pay in the future. In any event, as an investor in the Notes, you will not be entitled to receive dividends, if any, that may be payable on the common stock of Juniper Networks.

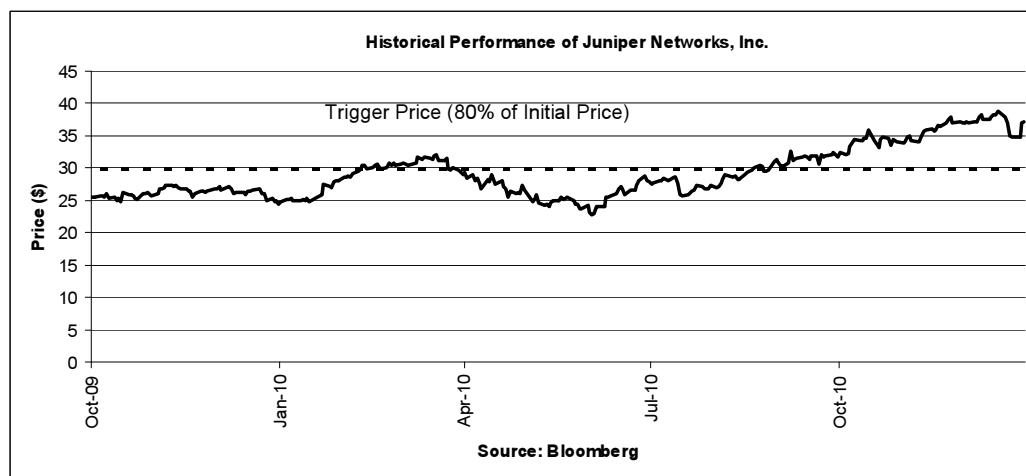
Quarter Begin	Quarter End	Quarterly High	Quarterly Low	Close
10/29/2009*	12/31/2009	\$27.35	\$24.70	\$26.67
1/4/2010	3/31/2010	\$30.88	\$24.49	\$30.68
4/1/2010	6/30/2010	\$31.98	\$22.82	\$22.82
7/1/2010	9/30/2010	\$31.26	\$23.00	\$30.35
10/1/2010	12/31/2010	\$37.90	\$30.30	\$36.92
1/3/2011	1/27/2011**	\$38.73	\$34.87	\$37.20

\* The common stock of Juniper Networks commenced trading on October 29, 2009. Accordingly, the "Quarterly High", "Quarterly Low" and "Close" data indicated for the fourth calendar quarter of 2009 are for the shortened period from October 29, 2009 through December 31, 2009.

\*\* As of the date of this pricing supplement, available information for the first calendar quarter of 2011 includes data for the period from January 3, 2011 through January 27, 2011. Accordingly, the "Quarterly High", "Quarterly Low" and "Close" data indicated are for this shortened period only and do not reflect complete data for the first calendar quarter of 2011.

The graph below illustrates the daily performance of Juniper Networks' common stock from October 29, 2009 through January 27, 2011, based on information from Bloomberg without independent verification. We make no representation or warranty as to the accuracy or completeness of the information obtained from Bloomberg. The dotted line represents the Trigger Price, equal to 80% of the closing price on January 27, 2011.

**Past performance of the Underlying Stock is not indicative of the future performance of the Underlying Stock.**



## Supplemental Underwriting Information (Conflicts of Interest)

We own, directly or indirectly, all of the outstanding equity securities of JPMS. The net proceeds received from the sale of the Notes will be used, in part, by JPMS or one of its affiliates in connection with hedging our obligation under the Notes.

We have agreed to indemnify UBS and JPMS against liabilities under the Securities Act of 1933, as amended, or to contribute payments that UBS may be required to make relating to these liabilities as described in the prospectus supplement and the prospectus. We have agreed that UBS may sell all or a part of the Notes that it purchases from us to its affiliates at the price indicated on the cover of this pricing supplement.

Subject to regulatory constraints, JPMS intends to offer to purchase the Notes in the secondary market, but it is not required to do so.

We or our affiliate may enter into swap agreements or related hedge transactions with one of our other affiliates or unaffiliated counterparties in connection with the sale of the Notes and JPMS and/or an affiliate may earn additional income as a result of payments pursuant to the swap or related hedge transactions. See "Use of Proceeds" beginning on page PS-17 of the accompanying product supplement no. UBS-8-A-III.