

**UNITED STATES  
SECURITIES AND EXCHANGE COMMISSION  
WASHINGTON, D.C. 20549  
FORM 10-K**

(Mark One)

ANNUAL REPORT PURSUANT TO SECTION 13 OR 15(d) OF THE SECURITIES EXCHANGE ACT OF 1934 FOR THE FISCAL YEAR ENDED DECEMBER 31, 2024

OR

TRANSITION REPORT PURSUANT TO SECTION 13 OR 15(d) OF THE SECURITIES EXCHANGE ACT OF 1934 FOR THE TRANSITION PERIOD FROM TO

Commission File Number: 001-33551



**Blackstone Inc.**

(Exact name of registrant as specified in its charter)

**Delaware**  
(State or other jurisdiction of incorporation or organization)

**20-8875684**  
(I.R.S. Employer Identification No.)

345 Park Avenue  
New York, New York 10154  
(Address of principal executive offices)(Zip Code)  
(212) 583-5000  
(Registrant's telephone number, including area code)

Title of each class  
Common Stock

Securities registered pursuant to Section 12(b) of the Act:  
Trading Symbol(s)  
BX

Name of each exchange on which registered  
New York Stock Exchange

Securities registered pursuant to Section 12(g) of the Act: None

Indicate by check mark if the registrant is a well-known seasoned issuer, as defined in Rule 405 of the Securities Act. Yes  No

Indicate by check mark if the registrant is not required to file reports pursuant to Section 13 or Section 15(d) of the Act. Yes  No

Indicate by check mark whether the registrant (1) has filed all reports required to be filed by Section 13 or 15(d) of the Securities Exchange Act of 1934 during the preceding 12 months (or for such shorter period that the registrant was required to file such reports), and (2) has been subject to such filing requirements for the past 90 days. Yes  No

Indicate by check mark whether the registrant has submitted electronically every Interactive Data File required to be submitted pursuant to Rule 405 of Regulation S-T (§232.405 of this chapter) during the preceding 12 months (or for such shorter period that the registrant was required to submit such files). Yes  No

Indicate by check mark whether the registrant is a large accelerated filer, an accelerated filer, a non-accelerated filer, smaller reporting company, or an emerging growth company. See the definitions of "large accelerated filer," "accelerated filer," "smaller reporting company," and "emerging growth company" in Rule 12b-2 of the Exchange Act.

Large accelerated filer   
Non-accelerated filer

Accelerated filer   
Smaller reporting company   
Emerging growth company

If an emerging growth company, indicate by check mark if the registrant has elected not to use the extended transition period for complying with any new or revised financial accounting standards provided pursuant to Section 13(a) of the Exchange Act.

Indicate by check mark whether the registrant has filed a report on and attestation to its management's assessment of the effectiveness of its internal control over financial reporting under Section 404(b) of the Sarbanes-Oxley Act (15 U.S.C. 7262(b)) by the registered public accounting firm that prepared or issued its audit report.

If securities are registered pursuant to Section 12(b) of the Act, indicate by check mark whether the financial statements of the registrant included in the filing reflect the correction of an error to previously issued financial statements.

Indicate by check mark whether any of those error corrections are restatements that required a recovery analysis of incentive-based compensation received by any of the registrant's executive officers during the relevant recovery period pursuant to §240.10D-1(b).

Indicate by check mark whether the registrant is a shell company (as defined in Rule 12b-2 of the Act). Yes  No

As of June 30, 2024, the aggregate market value of the shares of common stock held by non-affiliates of the registrant was \$88.2 billion.

As of February 21, 2025, there were 729,415,925 shares of common stock of the registrant outstanding.

DOCUMENTS INCORPORATED BY REFERENCE  
None

## Table of Contents

	<u>Page</u>
<b><u>Part I.</u></b>	
Item 1. <a href="#">Business</a>	7
Item 1A. <a href="#">Risk Factors</a>	22
Item 1B. <a href="#">Unresolved Staff Comments</a>	80
Item 1C. <a href="#">Cybersecurity</a>	81
Item 2. <a href="#">Properties</a>	83
Item 3. <a href="#">Legal Proceedings</a>	83
Item 4. <a href="#">Mine Safety Disclosures</a>	83
<b><u>Part II.</u></b>	
Item 5. <a href="#">Market for Registrant’s Common Equity, Related Stockholder Matters and Issuer Purchases of Equity Securities</a>	84
Item 6. <a href="#">(Reserved)</a>	86
Item 7. <a href="#">Management’s Discussion and Analysis of Financial Condition and Results of Operations</a>	86
Item 7A. <a href="#">Quantitative and Qualitative Disclosures About Market Risk</a>	148
Item 8. <a href="#">Financial Statements and Supplementary Data</a>	152
Item 8A. <a href="#">Unaudited Supplemental Presentation of Statements of Financial Condition</a>	225
Item 9. <a href="#">Changes in and Disagreements With Accountants on Accounting and Financial Disclosure</a>	228
Item 9A. <a href="#">Controls and Procedures</a>	228
Item 9B. <a href="#">Other Information</a>	229
Item 9C. <a href="#">Disclosure Regarding Foreign Jurisdictions that Prevent Inspections</a>	229
<b><u>Part III.</u></b>	
Item 10. <a href="#">Directors, Executive Officers and Corporate Governance</a>	230
Item 11. <a href="#">Executive Compensation</a>	237
Item 12. <a href="#">Security Ownership of Certain Beneficial Owners and Management and Related Stockholder Matters</a>	255
Item 13. <a href="#">Certain Relationships and Related Transactions, and Director Independence</a>	258
Item 14. <a href="#">Principal Accountant Fees and Services</a>	263
<b><u>Part IV.</u></b>	
Item 15. <a href="#">Exhibits and Financial Statement Schedules</a>	264
Item 16. <a href="#">Form 10-K Summary</a>	283
<a href="#">Signatures</a>	284

## Forward-Looking Statements

This report may contain forward-looking statements within the meaning of Section 27A of the U.S. Securities Act of 1933, as amended, and Section 21E of the U.S. Securities Exchange Act of 1934, as amended, which reflect our current views with respect to, among other things, our operations, taxes, earnings and financial performance, share repurchases and dividends. You can identify these forward-looking statements by the use of words such as “outlook,” “indicator,” “believes,” “expects,” “potential,” “continues,” “may,” “will,” “should,” “seeks,” “approximately,” “predicts,” “intends,” “plans,” “scheduled,” “estimates,” “anticipates,” “opportunity,” “leads,” “forecast,” “possible” or the negative version of these words or other comparable words. Such forward-looking statements are subject to various risks and uncertainties. Accordingly, there are or will be important factors that could cause actual outcomes or results to differ materially from those indicated in these statements. We believe these factors include but are not limited to those described under the section entitled “Risk Factors” in this Report, as such factors may be updated from time to time in our periodic filings with the United States Securities and Exchange Commission (“SEC”), which are accessible on the SEC’s website at [www.sec.gov](http://www.sec.gov). These factors should not be construed as exhaustive and should be read in conjunction with the other cautionary statements that are included in this report and in our other periodic filings. The forward-looking statements speak only as of the date of this report, and we undertake no obligation to publicly update or review any forward-looking statement, whether as a result of new information, future developments or otherwise.

## Risk Factor Summary

The following is only a summary of the principal risks that may materially adversely affect our business, financial condition, results of operations and cash flows. The following should be read in conjunction with the more complete discussion of the risk factors we face, which are set forth more fully in “Part I. Item 1A. Risk Factors.”

### *Risks Related to Our Business*

- Our business could be adversely affected by difficult market, economic and geopolitical conditions, each of which could materially reduce our revenue, earnings and cash flow and adversely affect our operating results and financial prospects and condition.
- A slower than expected decrease, or an increase in, interest rates and other challenges in the financial markets could negatively impact the values of certain assets or investments and the ability of our funds and their portfolio companies to access the capital markets, which could adversely affect investment and realization opportunities.
- A decline in the pace or size of investments made by, or poor performance of, our funds may adversely affect our revenues and obligate us to repay Performance Allocations previously paid to us, and could adversely affect our ability to raise capital.
- Our revenue, earnings, net income and cash flow can all vary materially, which may make it difficult for us to achieve steady earnings growth on a quarterly basis.
- The asset management business depends in large part on our ability to raise capital from third-party investors and is intensely competitive.
- Our business could be adversely affected by the loss of services from our co-founder and other key senior managing directors and personnel or future difficulty in recruiting and retaining professionals.
- Changes in U.S. and foreign taxation of businesses and other tax laws, regulations or treaties could adversely affect us, including by adversely impacting our effective tax rate and tax liability.
- Cybersecurity or other operational risks could result in the loss of data, interruptions in our business and damage to our reputation, and subject us to regulatory actions, increased costs and financial losses.

- Technological developments in artificial intelligence could disrupt the markets in which we operate and subject us to increased competition, legal and regulatory risks and compliance costs.
- Extensive regulation of our businesses affects our activities, creates the potential for significant liabilities and penalties, may make it more difficult for us to deploy capital in certain jurisdictions or sell assets to certain buyers, and could result in additional burdens on our business.
- We are subject to increasing scrutiny from regulators and certain investors with respect to sustainability matters, including climate change, and the impacts of investments made by our funds.
- Climate change, climate change-related regulation and sustainability concerns could adversely affect our businesses and the operations of our portfolio companies, and any actions we take or fail to take in response to such matters could damage our reputation.
- Employee misconduct could impair our ability to attract and retain clients and subject us to legal liability and reputational harm. Fraud, deceptive practices or other misconduct at portfolio companies or service providers could similarly subject us to liability and reputational damage and harm performance.
- We are subject to substantial litigation risks and may face significant liabilities and damage to our reputation as a result of allegations of improper conduct and negative publicity.
- Certain policies and procedures implemented to mitigate potential conflicts of interest and other risk management activities may reduce the synergies across our various businesses, and failure to deal appropriately with conflicts of interest could damage our reputation and adversely affect our businesses.
- Valuation methodologies can be subject to a significant degree of subjectivity and judgment, and the expected fair value of assets may never be realized.
- We may be unable to consummate or successfully integrate development opportunities or increase the number and type of investment products, including those offered to retail investors and insurance companies.
- Our underwriting activities, borrowings for our operations and dependence on significant leverage in investments by our funds exposes us to risks.
- Investors may have certain redemption, termination or dissolution rights or may not satisfy their contractual obligation to fund capital calls when requested by us.
- Certain of our investment funds may invest in securities of companies that rank junior to others' investments or are experiencing significant financial or business difficulties, exposing us to greater risk of loss.
- Investments in certain assets and industries, such as energy, infrastructure and real estate, may expose us to risks inherent to those assets and industries, including environmental liabilities and increased operational, construction, regulatory and market risks.
- Our funds' and our performance may be adversely affected by inaccurate financial projections of our funds' portfolio companies, contingent liabilities, counterparty defaults or forced disposal of investments at a disadvantageous time.

#### ***Risks Related to Our Organizational Structure***

- The significant voting power of holders of our Series I preferred stock and Series II preferred stock may limit the ability of holders of our common stock to influence our business.
- We are not required to comply with certain provisions of U.S. securities laws relating to proxy statements and, as a controlled company, certain requirements of the New York Stock Exchange.
- Our certificate of incorporation provides the Series II Preferred Stockholder with certain rights that may affect or conflict with the interests of the other stockholders and could materially alter our operations.

- We are required to pay our senior managing directors for most of the benefits relating to certain additional tax depreciation or amortization deductions we may claim.
- If Blackstone Inc. were deemed an “investment company” under the 1940 Act, applicable restrictions could make it impractical for us to continue our business as contemplated.

### ***Risks Related to Our Common Stock***

- The price of our common stock may decline due to the large number of shares of common stock eligible for future sale and exchange.
- Our certificate of incorporation provides us with a right to acquire all of the then outstanding shares of common stock under specified circumstances.
- Our bylaws designate the Court of Chancery of the State of Delaware or U.S. federal district courts, as applicable, as the sole and exclusive forum for certain types of actions and proceedings.

---

In this report, references to “Blackstone,” the “Company,” “we,” “us” or “our” refer to Blackstone Inc. and its consolidated subsidiaries.

“Series I Preferred Stockholder” refers to Blackstone Partners L.L.C., the holder of the sole outstanding share of our Series I preferred stock.

“Series II Preferred Stockholder” refers to Blackstone Group Management L.L.C., the holder of the sole outstanding share of our Series II preferred stock.

“Blackstone Holdings,” “Blackstone Holdings Partnerships” or “Holdings Partnerships” refer to Blackstone Holdings I L.P., Blackstone Holdings AI L.P., Blackstone Holdings II L.P., Blackstone Holdings III L.P. and Blackstone Holdings IV L.P., collectively.

“Blackstone Funds,” “our funds” and “our investment funds” refer to the funds and other vehicles that are managed by Blackstone. “Our carry funds” refers to funds managed by Blackstone that have commitment-based multi-year drawdown structures that pay carry on the realization of an investment.

“Our hedge funds” refers to our funds of hedge funds, hedge funds, certain of our real estate debt investment funds and certain other credit-focused funds which are managed by Blackstone.

We refer to our separately managed accounts as “SMAs.”

“Total Assets Under Management” refers to the invested and available capital in Blackstone-managed or advised vehicles (including, without limitation, investment funds and SMAs). The Total Assets Under Management attributable to an individual vehicle is dependent on the structure and investment strategy of such vehicle and accordingly, will vary from vehicle to vehicle. Total Assets Under Management generally equals the sum of the following across Blackstone-managed or advised vehicles, as applicable:

- a vehicle’s invested capital at fair value which, as applicable, is measured as (1) total investments measured at fair value, or gross asset values, each of which may include the fair value of investments purchased with leverage under certain credit facilities, (2) net asset value, or (3) amount of debt and equity outstanding or aggregate par amount of assets, including principal cash for collateralized loan obligation vehicles (“CLOs”), and
- a vehicle’s available capital, if any, which represents (1) uncalled commitments made by investors and (2) available borrowing capacity under certain credit facilities.

Uncalled commitments represent the capital we are entitled to call from investors pursuant to the terms of their respective capital commitments, including capital commitments to funds that have yet to commence their investment periods. Drawdown funds, perpetual capital vehicles, co-investment vehicles, and SMAs can each be structured with a commitment from an investor that is called over time as opposed to fully funded upon subscription.

Assets may be raised in one vehicle or business unit and subsequently invested in or managed or advised by another vehicle or business unit. Total Assets Under Management are reported in the segment where the assets are managed.

Our measurement of Total Assets Under Management includes commitments to, and the fair value of, invested capital in our funds from Blackstone and our personnel. Our calculation of Total Assets Under Management may differ from the calculations of other asset managers, and as a result this measure may not be comparable to similar measures presented by other asset managers. Our definition of Total Assets Under Management differs from the manner in which affiliated investment advisors report regulatory assets under management and may differ from the definition set forth in the agreements governing the vehicles we manage or advise.

“Fee-Earning Assets Under Management” refers to the portion of Total Assets Under Management on which we are entitled to earn management fees and/or performance revenues. The Fee-Earning Assets Under Management attributable to an individual vehicle is driven by the basis on which fees are earned and accordingly, will vary from vehicle to vehicle. Fee-Earning Assets Under Management generally equals the sum of the following across Blackstone-managed or advised vehicles, as applicable: (a) net asset value, (b) committed capital and remaining invested capital during the investment period and post-investment period, respectively, (c) invested capital (including leverage to the extent management fee-eligible), (d) gross asset value, (e) fair value of investments, or (f) the aggregate par amount of collateral assets, including principal cash, of CLOs.

Assets may be raised in one vehicle or business unit and subsequently invested in or managed or advised by another vehicle or business unit. Fee-Earning Assets Under Management are reported in the segment where the Total Assets Under Management are reported to the extent fee-paying to Blackstone.

While Fee-Earning Assets Under Management generally reflects Total Assets Under Management on which we are entitled to earn management fees, Fee-Earning Assets Under Management may also include Total Assets Under Management on which we are entitled to earn only performance revenues. Our calculation of Fee-Earning Assets Under Management may differ from the calculations of other asset managers, and as a result this measure may not be comparable to similar measures presented by other asset managers. Our definition of Fee-Earning Assets Under Management may differ from the definition set forth in the agreements governing the vehicles that we manage or advise.

“Perpetual Capital” refers to the component of assets under management with an indefinite term, that is not in liquidation, and for which there is no requirement to return capital to investors through redemption requests in the ordinary course of business, except where funded by new capital inflows or where required redemptions are limited in quantum. Perpetual Capital includes co-investment capital with an investor right to convert into Perpetual Capital.

Commitment-based drawdown structured funds generally do not permit investors to redeem their interests at their election. Certain of our open-ended vehicles generally afford an investor the right to withdraw or redeem their interests on a periodic basis (for example, annually, quarterly or monthly), typically with 2 to 95 days’ notice, depending on the fund and the liquidity profile of the underlying assets. In our perpetual capital vehicles where redemption rights exist, redemption requests are required to be fulfilled only (a) in Blackstone’s or the vehicles’ board’s discretion, as applicable, (b) to the extent there is sufficient new capital, or (c) where such required

redemptions are limited in quantum, such as interval funds or in certain insurance-dedicated vehicles. Investment advisory agreements related to certain SMAs in our Credit & Insurance and Multi-Asset Investing segments, excluding SMAs in our insurance platform, may generally be terminated by an investor on 15 to 95 days' notice. SMAs in our insurance platform can generally only be terminated for long-term underperformance, cause and certain other limited circumstances, in each case subject to Blackstone's right to cure.

This report does not constitute an offer of any Blackstone Fund.

## Part I.

### Item 1. Business

#### Overview

Blackstone is the world's largest alternative asset manager. We seek to deliver compelling returns for institutional and individual investors by strengthening the companies and assets in which we invest. Our more than \$1.1 trillion in Total Assets Under Management as of December 31, 2024 include global investment strategies focused on real estate, private equity, infrastructure, life sciences, growth equity, credit, real assets, secondaries and hedge funds.

Our businesses use a solutions-oriented approach to drive better performance. We believe our scale, diversified business, long record of investment performance, rigorous investment process and strong client relationships position us to continue to perform well in a variety of market conditions, expand our assets under management, and innovate.

We invest across asset classes on behalf of our investors, including pension funds, insurance companies and individual investors. Our mission is to fulfill our fiduciary duty by creating long-term value for our investors. We aim to do this by strengthening the companies, real estate assets and other investments in our portfolio, equipping them to thrive in the global economy. To the extent our funds perform well, we can support a better retirement for tens of millions of pensioners, including teachers, nurses and firefighters.

As of December 31, 2024, we employed approximately 4,895 people, including our 254 senior managing directors, at our headquarters in New York and around the world. Our employees are integral to Blackstone's culture of integrity, professionalism and excellence. We believe hiring, training and retaining talented individuals, coupled with our rigorous investment process, has supported our excellent investment record over many years. This record, in turn, has enabled us to innovate into new strategies, drive growth and better serve our investors.

#### Business Segments

Our four business segments are: (a) Real Estate, (b) Private Equity, (c) Credit & Insurance and (d) Multi-Asset Investing. Information about our business segments should be read together with "Part II. Item 7. Management's Discussion and Analysis of Financial Condition and Results of Operations." For more information concerning the revenues and fees we derive from our business segments, see "—Fee Structure/Incentive Arrangements."

#### *Real Estate*

Our Real Estate business is a global leader in real estate investing, with \$315.4 billion of Total Assets Under Management as of December 31, 2024. Our Real Estate segment operates as one globally integrated business with approximately 835 employees and has investments across the globe, including in the Americas, Europe and Asia. Our real estate investment teams seek to utilize our global expertise and presence to generate attractive risk-adjusted returns for our investors.

Our Blackstone Real Estate Partners ("BREP") business is geographically diversified and targets a broad range of opportunistic real estate and real estate-related investments. The BREP platform includes global funds as well as funds focused specifically on Europe or Asia investments. BREP seeks to invest thematically in high-quality assets, focusing where we see outsized growth potential driven by global economic and demographic trends. BREP has made significant investments in logistics, data centers, rental housing, hospitality, office and retail properties around the world, as well as in a variety of real estate operating companies.



Our Core+ real estate strategy invests in substantially stabilized real estate globally primarily through perpetual capital vehicles. The strategy includes our (a) Blackstone Property Partners (“BPP”) funds, which are focused on high-quality assets in the Americas, Europe and Asia and (b) our non-listed real estate investment trust (“REIT”) Blackstone Real Estate Income Trust, Inc. (“BREIT”) and our Blackstone European Property Income (“BEPIF”) vehicles, which provide income-focused individual investors access to institutional quality real estate primarily in the Americas and Europe, respectively.

Our Blackstone Real Estate Debt Strategies (“BREDS”) platform primarily targets real estate-related debt investment opportunities. BREDS invests in both public and private markets, primarily in the U.S. and Europe. BREDS’ scale and investment mandates enable it to provide a variety of lending options for our borrowers and investment options for our investors, including commercial real estate and mezzanine loans and liquid real estate-related debt securities. The BREDS platform includes high-yield real estate debt funds, liquid real estate debt funds, capital managed on behalf of our Credit & Insurance segment, and Blackstone Mortgage Trust, Inc. (“BXMT”), a NYSE-listed REIT.

### **Private Equity**

Our Private Equity segment encompasses global businesses with a total of approximately 675 employees managing \$352.2 billion of Total Assets Under Management as of December 31, 2024. Our Private Equity segment includes (a) Private Equity Strategies (described below), (b) Infrastructure, which includes (1) our infrastructure-focused funds for institutional investors with a primary focus on the U.S. and Europe (Blackstone Infrastructure Partners or “BIP”) and (2) a private wealth-focused platform offering eligible individual investors access to our infrastructure capabilities (Blackstone Infrastructure Strategies or “BXINFRA”), (c) our secondaries business (“Secondaries”), which includes Strategic Partners Fund Solutions (“Strategic Partners”) and our GP Stakes business (“GP Stakes”), (d) our capital markets services business (Blackstone Capital Markets or “BXCM”) and (e) a private wealth-focused platform offering eligible individuals exposure to certain of Blackstone’s key illiquid investment strategies through a single commitment (Blackstone Total Alternatives Solution or “BTAS”).

Our Private Equity Strategies include: (a) our Corporate Private Equity business (described below), (b) our opportunistic investment platform that invests flexibly across asset classes, industries and geographies (Blackstone Tactical Opportunities or “Tactical Opportunities”), (c) our life sciences investment platform (Blackstone Life Sciences or “BXL”), (d) our growth equity investment platform (Blackstone Growth or “BXG”) and (e) a private wealth-focused platform offering eligible individual investors access to Blackstone’s private equity capabilities (Blackstone Private Equity Strategies Fund or “BXPE”).

Our Corporate Private Equity business consists of: (a) our global private equity funds (Blackstone Capital Partners or “BCP”), (b) our sector-focused funds, including our energy- and energy transition-focused funds (Blackstone Energy Transition Partners or “BETP”), (c) our Asia-focused private equity funds (Blackstone Capital Partners Asia or “BCP Asia”) and (d) our core private equity funds (Blackstone Core Equity Partners or “BCEP”).

We are a global leader in private equity investing. Our Corporate Private Equity business pursues transactions across industries on a global basis. It strives to create value by investing in great businesses where our capital, strategic insight, global relationships and operational support can drive transformation. Corporate Private Equity’s investment strategies and core themes continually evolve in anticipation of, or in response to, changes in the global economy, local markets, regulation, capital flows and geopolitical trends. We seek to construct a differentiated portfolio of investments with a well-defined, post-acquisition value creation strategy. Similarly, we seek investments that can generate strong unlevered returns regardless of entry or exit cycle timing. BCEP pursues control-oriented investments in high-quality companies with durable businesses and seeks to offer a lower level of risk and a longer hold period than traditional private equity.

Tactical Opportunities pursues a thematically driven, opportunistic investment strategy. Our flexible, global mandate enables us to find differentiated opportunities across asset classes, industries and geographies and invest behind them with the frequent use of structure to generate attractive risk-adjusted returns. Tactical Opportunities’ ability to dynamically shift focus to the most compelling opportunities in any market environment, combined with the business’ expertise in structuring complex transactions, enables Tactical Opportunities to invest in attractive market areas, often with securities that provide downside protection and maintain upside return.

Strategic Partners is a total fund solutions provider. As a secondary investor, it acquires interests in high-quality private funds from original holders seeking liquidity. Strategic Partners focuses on a range of opportunities in underlying funds such as private equity, real estate, infrastructure, venture and growth capital, credit and other types of funds, as well as general partner-led transactions and primary investments and co-investments with financial sponsors. Strategic Partners also provides investment advisory services to separately managed account clients investing in primary and secondary investments in private funds and co-investments. GP Stakes targets minority investments in the general partners of private equity and other private market alternative asset management firms globally, with a focus on delivering a combination of recurring annual cash flow yield and long-term capital appreciation.

BIP targets a diversified mix of core+, core and public-private partnership investments across all infrastructure sectors, including energy infrastructure, transportation, digital infrastructure and water and waste. BIP applies a disciplined, operationally intensive investment approach to investments, seeking to apply a long-term buy-and-hold strategy to large-scale infrastructure assets with a focus on delivering stable, long-term capital appreciation together with a predictable annual cash flow yield.

BXLS invests across the life cycle of companies and products within the life sciences sector. BXLS primarily focuses on investments in life sciences products in late-stage clinical development within the pharmaceutical, biotechnology and medical technology sectors.

BXG seeks to deliver attractive risk-adjusted returns by investing in dynamic, growth-stage businesses, with a focus on the consumer, consumer technology, enterprise solutions, financial services and healthcare sectors.

BXPE invests primarily in privately negotiated, equity-oriented investments, leveraging Blackstone's private equity talent and investment capabilities to create an attractive portfolio of alternative investments diversified across geographies and sectors.

BXINFRA invests primarily in infrastructure equity, secondaries and credit strategies, leveraging Blackstone's infrastructure talent and investment capabilities to create an attractive portfolio of alternative infrastructure investments.

### ***Credit & Insurance***

Our Credit & Insurance segment ("BXCI") has approximately 685 employees and manages \$375.5 billion of Total Assets Under Management as of December 31, 2024. BXCI offers its clients and borrowers a comprehensive solution across corporate and asset based credit, including investment grade and non-investment grade. BXCI is one of the largest credit managers and CLO managers in the world. The investment portfolios BXCI's credit platform manages or sub-advises consist primarily of loans and securities of non-investment and investment grade companies spread across the capital structure including senior debt, subordinated debt, preferred stock and common equity.

BXCI is organized into three overarching credit investing strategies: private corporate credit, liquid corporate credit and infrastructure and asset based credit. The private corporate credit strategies include mezzanine and direct lending funds, private placement strategies, stressed/distressed strategies and SMAs. The direct lending funds include Blackstone Private Credit Fund ("BCRED") and Blackstone Secured Lending Fund ("BXSL"), both of which are business development companies ("BDCs"). The liquid corporate credit strategies consist of CLOs, closed-ended funds, open-ended funds, systematic strategies and SMAs. The infrastructure and asset based credit strategies include energy strategies (including our sustainable resources platform) and asset based finance strategies focused on privately originated, income-oriented credit assets secured by physical, financial or residential real estate collateral.

Our insurance platform focuses on providing full investment management services for insurance and reinsurance accounts, seeking to deliver customized and diversified portfolios consisting primarily of investment grade credit, including through Blackstone's private credit origination capabilities. Through this platform, we provide our clients tailored portfolio construction, strategic asset allocation, and specialized analytical tools. While focusing on policyholder protection, we seek to achieve risk-managed, liability-matched and capital-efficient returns, as well as diversification and capital preservation. We also provide similar services to clients through SMAs or by sub-managing assets for certain insurance-dedicated funds and special purpose vehicles.

### ***Multi-Asset Investing***

Our Multi-Asset Investing segment ("BXMA") has approximately 240 employees managing \$84.2 billion of Total Assets Under Management as of December 31, 2024. BXMA, the world's largest discretionary allocator to hedge funds, seeks to grow investors' assets through investment strategies designed to deliver, primarily through the public markets, compelling risk-adjusted returns.

BXMA is organized into two primary platforms: Absolute Return and Multi-Strategy. Absolute Return is designed to pursue consistent, efficient and diversifying returns across multiple market environments. Absolute Return manages a broad range of commingled and customized fund solutions, a seeding business and registered funds that provide alternative asset solutions through daily liquidity products. Multi-Strategy aims to generate strong risk-adjusted returns through opportunistic, asset-class agnostic investing, including structured risk transfer and equity capital markets strategies.

BXMA also includes a platform managed by Harvest Fund Advisors LLC ("Harvest"), which primarily invests in publicly traded energy infrastructure, renewables and master limited partnerships holding midstream energy assets in North America.

### **Perpetual Capital**

Each of our business segments currently includes Perpetual Capital assets under management, which refers to assets under management with an indefinite term, that are not in liquidation and for which there is no requirement to return capital to investors through redemption requests in the ordinary course of business, except where funded by new capital inflows or where required redemptions are limited in quantum. In recent years, we have continued to meaningfully increase our assets under management in such vehicles. Perpetual Capital strategies represent a significant and growing portion of our overall business, and the management fees and performance revenues we receive. Perpetual Capital strategies include, without limitation, (a) in our Real Estate segment, Core+ real estate (including BREIT and BEPIF) and BXMT, (b) in our Private Equity segment, BIP, BXPE, BXINFRA and vehicles in GP Stakes, and (c) in our Credit & Insurance segment, BXSL and BCRED. In addition, assets managed for certain of our insurance clients are Perpetual Capital assets under management.

### **Private Wealth Strategy**

Blackstone's business historically focused on the provision of investment products, such as traditional drawdown funds, to institutional investors. Blackstone's business now also includes a substantial number of investment products that are offered through various distribution channels to certain high-net-worth and mass affluent individual investors in the U.S. and other jurisdictions around the world. We expect to continue to expand the number and type of such products that we offer. Our Private Wealth Solutions business is dedicated to building out our distribution capabilities in the private wealth channel to provide certain individual investors with access to Blackstone products across a broad array of alternative investment strategies. In recent years, capital from the private wealth channel has represented an increasing portion of our Total Assets Under Management, and we expect this trend to continue as we continue to undertake initiatives focused on this market segment.

## **Investment Process and Risk Management**

We maintain a rigorous investment process across all our investment vehicles. Each investment vehicle has investment policies and procedures that generally contain requirements, guidelines and limitations for investments, such as limitations relating to the amount that will be invested in any one investment and the types of assets, industries or geographic regions in which the vehicle will invest, as well as limitations required by law.

Our investment professionals are responsible for identifying, evaluating, underwriting, diligencing, negotiating, executing, managing and exiting investments. For those of our businesses with review committees and/or investment committees, such committees review and evaluate investment opportunities in a framework that includes a qualitative and quantitative assessment of the key risks of investments. In such businesses, investment professionals generally submit investment opportunities for review and approval by a review committee and/or investment committee, subject to delineated exceptions set forth in the funds' investment committee charters or resolutions. Review and investment committees are generally comprised of senior leaders and other senior professionals of the applicable investment business, and in many cases, other senior leaders of Blackstone and its businesses. Considerations that review and investment committees take into account when evaluating an investment may include, without limitation and depending on the nature of the investing business and its strategy, the quality of the business or asset in which the fund proposes to invest, the quality of the management team, likely exit strategies and factors that could reduce the value of the business or asset at exit, the ability of the business in which the investment is made to service debt in a range of economic and interest rate environments, macroeconomic trends in the relevant geographic region or industry and the quality of the businesses' operations. In addition, certain of our business units maintain their own sustainability policies that address, among other things, sustainability factors applicable to their respective investment strategies. Existing investments are reviewed and monitored on a regular basis by investment and asset management professionals. In addition, our investment professionals and Portfolio Operations professionals work with our portfolio company senior executives to identify opportunities to drive operational efficiencies and growth.

Before our BXMA and Secondaries teams decide to invest in an investment fund or an alternative asset manager, as applicable, they conduct diligence in a number of areas. Depending on the nature of the investment, these areas may include, among others, the fund's/manager's performance, investment terms, investment strategy and investment personnel, as well as its operations, processes, risk management and internal controls. With respect to liquid credit clients and other clients whose portfolios are actively traded in our Credit & Insurance segment, our industry-focused research analysts provide the review and/or investment committee with a formal and comprehensive review of new investment recommendations and portfolio managers and trading professionals discuss, among other things, risks associated with overall portfolio composition. Our Credit & Insurance segment's research team monitors the operating performance of underlying issuers, while portfolio managers, together with our traders, focus on optimizing asset composition to maximize value for our investors. This investment process is assisted by a variety of proprietary and non-proprietary research models and methods.

## **Structure and Operation of Our Investment Vehicles**

Our asset management businesses include private investment funds, registered funds, BDCs, REITs, CLOs, SMAs and other vehicles focused on real estate, private equity, infrastructure, life sciences, growth equity, credit, real assets and secondary funds. Many of our private investment funds and other vehicles are targeted at institutional investors. We also have several products that are targeted at individual investors, including high-net-worth investors ("Private Wealth Products").

Our private investment funds are generally organized as limited partnerships with respect to U.S. domiciled vehicles and limited partnerships or other similar limited liability entities with respect to non-U.S. domiciled vehicles. These funds accept commitments and/or subscriptions for investment from institutional investors and/or high-net-worth individuals. Our Private Wealth Products are organized using a variety of structures, including

corporations, statutory trusts, limited partnerships or other vehicles, and accept subscriptions for investment from high-net-worth individuals and/or other individual investors. Our private investment funds are generally either commitment-structured funds, where commitments are generally drawn down from investors on an as-needed basis to fund investments (or for other permitted purposes) over a specified term, or open-ended funds, where the investor's capital may be fully funded on or shortly after the investor's subscription date and cash proceeds resulting from the disposition of investments can be reinvested, subject to certain limitations and limited investor withdrawal rights. In most of our Private Wealth Products, the investor's capital is fully funded on the subscription date. Our BXCI insurance platform is generally structured around SMAs and our BXCI CLO vehicles are generally private companies with limited liability.

Our investment funds, SMAs and other vehicles not domiciled in the European Economic Area (the "EEA") are each generally advised by a Blackstone entity serving as investment adviser that is registered under the U.S. Investment Advisers Act of 1940, as amended (the "Advisers Act"). For our investment funds, SMAs and other vehicles domiciled in the EEA, a Blackstone entity domiciled in the EEA generally serves as external alternative investment fund manager ("AIFM"), and the AIFM typically delegates its portfolio management function to a Blackstone-affiliated investment adviser registered under the Advisers Act. The Blackstone entity serving as investment adviser or AIFM, as applicable, typically carries out substantially all of the day-to-day operations of each investment vehicle pursuant to an investment advisory, investment management, AIFM or other similar agreement. Generally, the material terms of our investment advisory and AIFM agreements, as applicable, relate to the scope of services to be rendered by the investment adviser or the AIFM to the applicable vehicle, the calculation of management fees to be borne by investors in our investment vehicles, the calculation of and the manner and extent to which other fees received by the investment adviser or the AIFM, as applicable, from funds or fund portfolio companies serve to offset or reduce the management fees payable by investors in our investment vehicles and certain rights of termination with respect to our investment advisory and AIFM agreements.

Our private investment funds do not generally register as investment companies under the U.S. Investment Company Act of 1940, as amended (the "1940 Act"), in reliance on the statutory exemptions provided by Section 3(c)(7), Section 3(c)(5)(C) or Section 3(c)(1) thereof. In addition, each of BXMT and BREIT conducts its operations in a manner that allows it to maintain its REIT qualification and avail itself of the statutory exemption provided by Section 3(c)(5)(C) of the 1940 Act and our U.S. BXPE and BXINFRA vehicles rely on the statutory exemption provided by Section 3(c)(7) of the 1940 Act. Our Private Wealth Products include funds that are registered, or regulated as a BDC, under the 1940 Act. In addition, certain of our investment advisers or AIFMs advise or sub-advise funds domiciled in, and subject to registration and regulatory requirements of, the EEA.

In addition to having an investment adviser, each investment fund that is a limited partnership, or "partnership" fund, also has a general partner that, apart from partnership funds domiciled in the EEA, generally makes all operational and investment decisions, including the making, monitoring and disposing of investments. Investment vehicles in our Private Wealth Products typically have a board that includes independent directors. In the case of our SMAs, the investor, rather than we, generally holds or has custody of the investments. The investors in our investment funds generally take no part in the conduct or control of the business of the investment funds, have no right or authority to act for or bind the investment funds and have no influence over the voting or disposition of the securities or other assets held by the investment funds. Third-party investors in some of our partnership funds have the right to remove the general partner of the fund or to accelerate the termination of the fund without cause by a majority or supermajority vote. In addition, the governing agreements of many of our partnership funds provide that in the event certain "key persons" in our partnership funds do not meet specified time commitments with regard to managing the fund, then (a) investors in such funds have the right to vote to terminate the investment period by a specified percentage (including, in certain cases a simple majority) vote in accordance with specified procedures, or accelerate the withdrawal of their capital on an investor-by-investor basis, or (b) the fund's investment period will automatically terminate and a specified percentage (including, in certain cases a simple majority) in accordance with specified procedures is required to restart it. In addition, the governing agreements of some of our partnership funds provide that investors have the right to terminate the investment period for any reason by a supermajority vote of the investors in such fund.

## Fee Structure/Incentive Arrangements

### *Management Fees*

The following is a general description of the management fees earned by Blackstone. Management fees are generally based on an annual rate but payable on a regular basis (typically monthly or quarterly). Management fees received are not subject to clawback.

- In our carry funds, the investment adviser or AIFM (depending on the domicile of the fund) receives a management fee based on a percentage of the fund's capital commitments, invested capital and/or undeployed capital during the investment period and the fund's invested capital, investment fair value or capital commitments after the investment period. Management fees are generally payable over either the term or life of the fund. Depending on the fee basis, negative performance of one or more investments in the fund may reduce the total management fee paid for the relevant period, but not the fee rate.
- In our other fund structures, unless outlined differently below, the investment adviser or AIFM (depending on the domicile of the fund) receives a management fee based on a percentage of the fund's net asset value over the term or life of the fund. These funds may permit investors to withdraw or redeem their interests periodically, in some cases following the expiration of a specified period of time when capital may not be withdrawn. Decreases in net asset value reduce the total management fee paid for the relevant period, but not the fee rate.
- In our CLOs, the investment adviser typically receives a base management fee and a subordinated management fee, which are calculated as a percentage of the CLO's assets. Although varying from deal to deal, a CLO will typically be wound down within eight to eleven years of being launched. The amount of fees will decrease as the CLO deleverages toward the end of its term.
- In our separately managed accounts, the investment adviser generally receives a management fee based on a percentage of each account's net asset value or invested capital. Such management fees are generally subject to contractual rights the investor has to terminate our management on generally as short as 30 days' notice.
- In our credit-focused registered investment companies and our BDCs, the investment adviser typically receives a management fee based on a percentage of net asset value or total managed assets. Such management fees are generally subject to contractual rights of the company's board of directors to terminate our management of an account on as short as 30 days' notice.
- For BXMT, the investment adviser receives a management fee based on a percentage of BXMT's net proceeds received from equity offerings and accumulated "distributable earnings" (which is generally equal to its net income, calculated under GAAP, excluding certain non-cash and other items), subject to certain adjustments.

For additional information regarding the management fee rates we receive, see "Part II. Item 7. Management's Discussion and Analysis of Financial Condition and Results of Operations — Critical Accounting Policies — Revenue Recognition — Management and Advisory Fees, Net."

### *Incentive Arrangements*

Our incentive arrangements are composed of (a) contractual incentive fees received from certain investment vehicles upon achieving specified cumulative investment returns ("Incentive Fees"), and (b) a disproportionate allocation of the income generated by investment vehicles otherwise allocable to investors upon achieving certain investment returns ("Performance Allocations", and, together with Incentive Fees, "Performance Revenues").

In our carry funds, our Performance Revenues consist of the Performance Allocations to which the general partner or an affiliate thereof is entitled, commonly referred to as carried interest. Our ability to generate and realize carried interest is an important element of our business and has historically accounted for a very significant portion of our income.

Carried interest is typically structured as a net profits interest in the applicable fund. In the case of our carry funds, carried interest is generally calculated on a “realized gain” basis, and each general partner (or affiliate) is generally entitled to an allocation of up to 20% of the net realized income and gains (generally taking into account realized and unrealized or net unrealized losses) generated by such fund. Net realized income or loss is not generally netted between or among funds, and in some cases our carry funds provide for allocations to be made on current income distributions (subject to certain conditions).

For most carry funds, the carried interest is subject to a preferred limited partner return generally ranging from 5% to 8% per year, subject to a catch-up allocation to the general partner. Some of our carry funds do not provide for a preferred return, and generally the terms of our carry funds vary in certain respects across our business units and vintages. If, at the end of the life of a carry fund (or earlier with respect to certain of our carry funds), as a result of diminished performance of later investments in a carry fund’s life, (a) the general partner receives in excess of the relevant carried interest percentage(s) applicable to the fund as applied to the fund’s cumulative net profits over the life of the fund, or (in certain cases) (b) the carry fund has not achieved investment returns that exceed the preferred return threshold (if applicable), then we will be obligated to repay an amount equal to the carried interest that was previously distributed to us that exceeds the amounts to which we were ultimately entitled, up to the amount of carried interest received on an after-tax basis. This is known as a “clawback” obligation and is an obligation of any person who received such carried interest, including us and other participants in our carried interest plans.

Although a portion of any dividends paid to our stockholder may include any carried interest received by us, we do not intend to seek fulfillment of any clawback obligation by seeking to have our stockholders return any portion of such dividends attributable to carried interest associated with any clawback obligation. To the extent we are required to fulfill a clawback obligation, however, we may determine to decrease the amount of our dividends to our stockholders. The clawback obligation operates with respect to a given carry fund’s own net investment performance only and carried interest of other funds is not netted for determining this contingent obligation. Moreover, although a clawback obligation is several, the governing agreements of most of our funds provide that to the extent another recipient of carried interest (such as a current or former employee) does not fund his or her respective share of the clawback obligation then due, then we and our employees who participate in such carried interest plans may have to fund additional amounts (generally an additional 50% to 70% beyond our pro-rata share of such obligation) although we retain the right to pursue any remedies that we have under such governing agreements against those carried interest recipients who fail to fund their obligations. We have recorded a contingent repayment obligation equal to the amount that would be due on December 31, 2024, if the various carry funds were liquidated at their current carrying value. For additional information concerning the clawback obligations we could face, see “—Item 1A. Risk Factors — Risks Related to Our Business — We may not have sufficient cash to pay back “clawback” obligations if and when they are triggered under the governing agreements with our investors.”

In our structures other than carry funds, our Performance Revenues generally consist of performance-based allocations of a vehicle’s net capital appreciation during a measurement period, subject to the achievement of minimum return levels, high water marks, loss carry forwards and/or other hurdle provisions, in accordance with the respective terms set out in each vehicle’s governing agreements. Such allocations are typically realized at the end of the measurement period and, once realized, are typically not subject to clawback or reversal. In particular, our ability to generate and realize these amounts is an important element of our business. Such allocations in certain of our Perpetual Capital strategies contribute a significant and growing portion to our overall revenues.

The following is a general description of the Performance Revenues earned by Blackstone in structures other than carry funds:

- The general partners of certain open-ended BPP and BIP funds are entitled to an incentive fee allocation generally between 7% and 12.5% of net profit, subject to a hurdle amount generally of between 5.5% and 7%, a loss recovery amount and a catch-up. Incentive allocations for these funds are generally realized every three years from when a limited partner makes its initial investment, or upon a limited partner's redemption from the fund.
- The general partner or special limited partner of each of BREIT, BEPIF, BXPE and BXINFRA receives a performance participation allocation of 12.5% of total return, subject to a 5% hurdle amount with a catch-up and recouping any loss carry forward amounts, measured annually and payable quarterly.
- The investment adviser of our BDCs receives (a) income incentive fees of 12.5% or 17.5%, as applicable, subject to, in certain cases, certain hurdles, catch-ups and caps, payable quarterly, and (b) capital gains incentive fees (net of realized and unrealized losses) of 12.5% or 17.5%, as applicable, payable annually.
- The general partners or similar entities of each of our real estate and credit hedge fund structures receive incentive fees of generally up to 20% of the applicable fund's net capital appreciation per annum.
- The investment manager of BXMT receives an incentive fee generally equal to 20% of BXMT's distributable earnings in excess of a 7% per annum return on stockholders' equity (excluding stock appreciation or depreciation), provided that BXMT's distributable earnings over the prior three years is greater than zero.
- In our Multi-Asset Investing segment, the investment adviser of certain of our funds of hedge funds, hedge or multi-strategy funds, separately managed accounts that invest in hedge funds and certain non-U.S. registered investment companies, is entitled to an incentive fee generally between 0% to 20%, as applicable, of the applicable investment vehicle's net appreciation, subject to "high water mark" provisions and in some cases a preferred return.

#### ***Advisory and Transaction Fees***

Some of our investment advisers or their affiliates receive customary fees (for example, acquisition, origination and other transaction fees) upon consummation of their funds' transactions, and may from time to time receive advisory, monitoring and other fees in connection with their activities. For most of the funds where we receive such fees, we are required to reduce the management fees charged to the funds' investors by 50% to 100% of such limited partner's share of such fees.

#### **Capital Invested In and Alongside Our Investment Funds**

To further align our interests with those of investors in our investment funds, we have invested the firm's capital and that of our personnel in the investment funds we sponsor and manage. Minimum general partner capital commitments to our investment funds are determined separately with respect to each of our investment funds and, generally, are less than 5% of the limited partner commitments of any particular fund. See "Part II. Item 7. Management's Discussion and Analysis of Financial Condition and Results of Operations — Liquidity and Capital Resources" for more information regarding our minimum general partner capital commitments to our funds. We determine whether to make general partner capital commitments to our funds in excess of the minimum required commitments based on, among other things, our anticipated liquidity, working capital and



other capital needs. In many cases, we require our senior managing directors and other professionals to fund a portion of the general partner capital commitments to our funds. In other cases, we may from time to time offer to our senior managing directors and employees a part of the funded or unfunded general partner commitments to our investment funds. Our general partner capital commitments are funded with cash and not with carried interest or deferral of management fees.

Investors in many of our funds also receive the opportunity to make additional “co-investments” with the investment funds. Our personnel, as well as Blackstone itself and certain Blackstone relationships, also have the opportunity to make investments, in or alongside our funds and other vehicles we manage, in some instances without being subject to management fees, carried interest or incentive fees. In certain cases, limited partner investors may pay additional management fees or carried interest in connection with such co-investments.

## **Competition**

The asset management industry is intensely competitive, and we expect it to remain so. We compete both globally and on a regional, industry and sector basis. We compete on the basis of a number of factors, including investment performance, transaction execution skills, access to capital, access to and retention of qualified personnel, reputation, range of products and services, innovation and price.

We face competition in the pursuit of institutional and individual investors for our investment funds. Although over time many institutional and individual investors have increased the amount of capital they commit to alternative investment funds, such increases may create increased competition with respect to fees charged by our funds. Certain institutional investors have demonstrated a preference to in-source their own investment professionals and to make direct investments in alternative assets without the assistance of private equity advisers like us. We compete for investments with such institutional investors and such institutional investors could cease to be our clients. In the private wealth and insurance channels, the market for capital is highly competitive, requires significant investment and is highly regulated, which could create competitive challenges for us. In the private wealth channel, the willingness of our competitors to pay higher or differing types of distributor fees increases competition for fundraising.

We also face competition in the pursuit of attractive investment opportunities for our funds. Depending on the investment, we face competition primarily from sponsors managing other funds, investment vehicles and other pools of capital, other financial institutions and institutional investors (including sovereign wealth and pension funds), corporate buyers and other parties. Several of these competitors have significant amounts of capital and many of them have investment objectives similar to ours, which may create additional competition for investment opportunities. Some of these competitors may also have a lower cost of capital and access to funding sources or other resources that are not available to us, which may create competitive disadvantages for us with respect to investment opportunities. In addition, some of these competitors may have higher risk tolerances, different risk assessments or lower return thresholds, which could allow them to consider a wider variety of investments and to bid more aggressively than us for investments. Corporate buyers may be able to achieve synergistic cost savings with regard to an investment or be perceived by sellers as otherwise being more desirable bidders, which may provide them with a competitive advantage in bidding for an investment.

In all of our businesses, competition is also intense for the attraction and retention of qualified employees. Our ability to continue to compete effectively in our businesses will depend upon our ability to attract new employees and retain and motivate our existing employees.

For additional information concerning the competitive risks that we face, see “—Item 1A. Risk Factors — Risks Related to Our Business — The asset management business is intensely competitive.”

## **Sustainability**

Our investors have relied on our relentless commitment to excellence for nearly 40 years. Our sustainability efforts are anchored in our goal of generating strong returns for investors to fulfill our fiduciary duty. We have pursued attractive investments in companies and assets that are part of the global energy transition. Our approach includes efforts to help select portfolio companies measure emissions and capture cost savings through energy management. Senior management reports quarterly to our board of directors, which reviews our sustainability strategy, including on the basis of periodic reports from management addressing relevant matters and practices.

At Blackstone, our people are our most valuable asset. We believe teams with a diverse breadth of backgrounds and experiences contribute to better outcomes. We believe building inclusive workplaces positions us and our portfolio companies to access a broad pool of qualified talent, including from historically under-tapped talent pools, and foster inclusive cultures that generate lasting value for our investors. See “— Human Capital Management.”

### **Human Capital Management**

Blackstone’s employees are integral to our culture of integrity, professionalism, excellence and cooperation, and the intellectual capital possessed by them is critical to our success.

We believe a workforce reflecting a diverse breadth of backgrounds and experiences makes us better investors and a better firm. Our talent strategy leverages a people-driven framework based on four key pillars: recruiting, talent development, community and inclusion, and accountability. We believe that by focusing on each of these pillars and investing in our people and our culture, we will create an inclusive environment that helps expand our access to the best available talent and drives retention and advancement opportunities for our employees.

To that end, our employee resource groups, which are open to all employees, serve as a platform for our professionals to expand cultural awareness and connect to other employees, including through speaker series, professional development opportunities and social events. We also seek to enable ourselves and our portfolio companies to access a broad pool of qualified talent, including through firm programs aimed at introducing talented undergraduate students to financial services and Blackstone and portfolio programs aimed at helping our portfolio companies access historically under-tapped talent pools.

Our board of directors plays an active role in reviewing our human capital management efforts. To that end, senior management reviews with our board of directors management succession planning and development and other key aspects of our talent management strategy.

### ***Employee and Community Engagement***

Blackstone is committed to ensuring our employees are engaged with their work and with their local communities. Blackstone regularly gathers feedback from our employees via internal and/or external surveys to assess employee engagement and satisfaction and develop targeted solutions. Blackstone also supports its employee resource groups in their efforts to expand cultural awareness and connection across the firm.

In addition, the Blackstone Charitable Foundation (“BXCF”) was established in 2007 and is committed to supporting Blackstone’s goal of helping foster economic opportunity and career mobility. This includes, among other initiatives, its signature Blackstone LaunchPad network, which seeks to close the opportunity gap by equipping college and university students with the entrepreneurial skills they need to build lasting careers, and BX Connects, a global program that provides Blackstone employees with the opportunity to support their local communities through volunteering and giving. BX Connects uses the firm’s scale, talent and resources to make grants, develop nonprofit partnerships and create employee engagement opportunities. Nearly 90% of our employees engaged globally with BXCF’s charitable initiatives in 2024.

### ***Talent Acquisition, Development and Retention***

We believe the talent of our employees, coupled with our rigorous investment process, has supported our excellent investment record over many years. We hire qualified people, train them and encourage them to work together to provide their best thinking to the firm for the benefit of the investors in the funds we manage. Across all our businesses, we face intense competition for qualified personnel.

We seek to attract and retain the brightest minds across a wide spectrum of disciplines and from varied backgrounds and experiences. We believe our reputation, talent development opportunities and compensation make us an attractive employer. We encourage independent thinking and reward initiative while providing training and development opportunities to help our employees grow professionally. In addition, our Respect at Work programs and trainings help maintain an inclusive work environment in which all individuals are treated with respect and dignity. Employee education and training are also critical to maintaining a culture of compliance.

Blackstone offers a wide range of learning and professional development opportunities, both formally and informally, to help employees advance their careers and maximize the value they can add to the global firm. Incoming analyst classes are provided with training that spans their first few years. In addition, our new hires are provided with training and other opportunities to help them thrive in our culture, including through our Culture Program and our Leadership Speaker Series. Blackstone employees are trained or enrolled in compliance training when they start at the firm, and we retrain employees globally at least once annually. Over the course of their careers at Blackstone, employees are offered learning opportunities in a number of areas including leadership and management development and communication skills, among others. We offer a global development curriculum on key capabilities required to succeed at Blackstone, and we partner with external organizations to deliver training programs for our employees. We consistently seek to create visibility and opportunities for talent to take on roles beyond their current positions, and for managers to connect regularly to discuss and match talent with critical roles. These efforts result in cross-pollination of talent that we believe engages our people and generates stronger outcomes for the firm.

As discussed below, we seek to retain and incentivize the performance of our employees through our compensation structure. We also enter into non-competition and non-solicitation agreements with certain employees. See “Part III. Item 11. Executive Compensation — Non-Competition and Non-Solicitation Agreements” for a description of the material terms of such agreements.

### ***Compensation, Benefits and Wellness***

Our compensation is designed to motivate and retain employees and align their interests with those of the investors in our funds. In particular, incentive compensation for our senior managing directors and employees involves a combination of annual cash bonus payments and performance interests or deferred equity awards, which we believe encourages them to focus on the performance of our investment funds and the overall performance of the firm. The proportion of compensation that is “at risk” generally increases as an employee’s level of responsibility rises. Employees at higher total compensation levels are generally targeted to receive a greater percentage of their total compensation payable in annual cash bonuses, participation in performance interests and deferred equity awards and a lesser percentage in the form of base salary compared to employees at lower total compensation levels. To further align their interests with those of investors in our funds, we provide employees with the opportunity to make investments in or alongside certain of the funds and other vehicles we manage. We also provide our employees and their families robust health and wellbeing offerings, including time-off options and family planning resources.

We believe our current compensation and benefit allocations for senior professionals are best in class and are consistent with companies in the alternative asset management industry. Our senior management periodically reviews the effectiveness and competitiveness of our compensation program. Most of our current senior managing

directors and other senior personnel have equity interests in our business that entitle such personnel to cash distributions. See “Part III. Item 11. Executive Compensation – Compensation Discussion and Analysis – Overview of Compensation Philosophy and Program” for more information on compensation of our senior managing directors and certain other employees.

We care greatly about the health, safety and wellbeing of our employees. Blackstone also offers comprehensive and competitive benefits to its full-time employees, including, without limitation, primary and secondary caregiver leave, adoption leave, fertility coverage and back up childcare. In addition, we offer additional family planning benefits for employees such as infertility benefits, including cryopreservation and primary caregiver leave for a minimum of 21 weeks. We offer employee well-being programs that provide information, tools and resources, including connections to immediate support, community referrals and counseling. We have partnered with various platforms to provide on-demand emotional and mental health support and personalized support and resources for employees and their families throughout all stages of life.

### **Data Privacy and Security**

Blackstone is committed to data privacy. We provide data privacy training at onboarding to new employees and at least annually to existing employees. Data privacy is typically addressed in the Global Head of Compliance’s annual update to our board of directors. Blackstone’s approach to data privacy is set out in our Online Privacy Notice and Investor Data Privacy Notice. Our privacy function, which involves conducting privacy impact assessments, implementing privacy-by-design initiatives and reconciling global privacy programs with local privacy requirements, is led by our Data and Policy Strategy Officer and overseen by the Data Protection Operating Committee, Blackstone’s global privacy compliance steering committee. Please see “—Item 1C. Cybersecurity” for a discussion of our cybersecurity risk management, strategy and governance.

### **Regulatory and Compliance Matters**

Our businesses, as well as the financial services industry generally, are subject to extensive regulation in the United States and in many of the markets in which we operate.

Our business is subject to compliance with laws and regulations of U.S. federal and state governments, non-U.S. governments, their respective agencies and/or various self-regulatory organizations or exchanges. The SEC and various self-regulatory organizations, state securities regulators and international securities regulators have in recent years increased their regulatory activities, including regulation, examination and enforcement in respect of asset management firms, including Blackstone. Any failure to comply with these regulations could expose us to liability and/or damage our reputation. Our businesses have operated for many years within a legal framework that requires us to monitor and comply with a broad range of legal and regulatory developments that affect our activities. However, additional legislation, changes in rules promulgated by financial regulatory authorities or self-regulatory organizations or changes in the interpretation or enforcement of existing laws and rules, either in the United States or abroad, may directly affect our mode of operation and profitability.

All of the investment advisers of our investment funds operating in the U.S. are registered as investment advisers with the SEC under the Advisers Act (other investment advisers may be registered in non-U.S. jurisdictions). Registered investment advisers are subject to the requirements and regulations of the Advisers Act. Such requirements relate to, among other things, fiduciary duties to advisory clients, maintaining an effective compliance program and code of ethics, investment advisory contracts, solicitation agreements, conflicts of interest, recordkeeping and reporting requirements, disclosure, advertising and custody requirements, political contributions, limitations on agency cross and principal transactions between an adviser and advisory clients, and general anti-fraud prohibitions. Certain investment advisers are also registered with international regulators in connection with their management of products that are locally distributed and/or regulated.

Blackstone Securities Partners L.P. (“BSP”), a subsidiary through which we conduct our capital markets business and certain of our fund marketing and distribution, is registered as a broker-dealer with the SEC and is subject to regulation and oversight by the SEC, is a member of the Financial Industry Regulatory Authority, or “FINRA,” and is registered as a broker-dealer in 50 states, the District of Columbia, the Commonwealth of Puerto Rico and the Virgin Islands. Broker-dealers are subject to regulations that cover all aspects of the securities business, including, among others, the implementation of a supervisory control system over the securities business, advertising and sales practices, conduct of and compensation in connection with public securities offerings, maintenance of adequate net capital, record keeping and the conduct and qualifications of employees. In addition, FINRA, a self-regulatory organization subject to oversight by the SEC, adopts and enforces rules governing the conduct, and examines the activities, of its member firms, including BSP. State securities regulators also have regulatory oversight authority over BSP.

In addition, certain of the closed-end and open-end investment companies we manage, advise or sub-advise are registered, or regulated as a BDC, under the 1940 Act. The 1940 Act and the rules thereunder govern, among other things, the relationship between us and such investment vehicles and limit such investment vehicles’ ability to enter into certain transactions with us or our affiliates, including other funds managed, advised or sub-advised by us.

Pursuant to the U.K. Financial Services and Markets Act 2000, or “FSMA,” certain of our subsidiaries are subject to regulations promulgated and administered by the Financial Conduct Authority (“FCA”). The FSMA and rules promulgated thereunder form the cornerstone of legislation which governs all aspects of our investment business in the United Kingdom, including sales, provision of investment advice, use and safekeeping of client funds and securities, regulatory capital, recordkeeping, approval standards for individuals, anti-money laundering, periodic reporting and settlement procedures. Blackstone Europe LLP (“BELL”) acts as a sub-advisor to its Blackstone U.S. affiliates in relation to the investment and re-investment of Europe, Middle East and Africa (“EMEA”) based assets of Blackstone Funds, arranging transactions to be entered into by or on behalf of Blackstone Funds, and providing certain related services. BELL’s principal place of business is in London, and it has a branch in Abu Dhabi Global Market. BELL does not currently have a MiFID II cross border passport to provide investment services into the European Economic Area (“EEA”). Accordingly, BELL can only provide investment services in certain EEA jurisdictions where it has obtained a domestic license on a cross-border services basis (currently, Belgium, Denmark, Finland, Spain and Italy), or can operate pursuant to an exemption or relief (currently Ireland, Liechtenstein and Norway). These operations are, however, in certain cases subject to limitations.

Blackstone Ireland Limited (“BIL”) is authorized and regulated by the Central Bank of Ireland (“CBI”) as an Investment Firm under the (Irish) European Union (Markets in Financial Instruments) Regulations 2017, as amended (the “MiFID Regulations”). BIL’s principal activity is the provision of management and advisory services to certain CLOs and sub-advisory services to certain Blackstone affiliates. Blackstone Ireland Fund Management Limited (“BIFM”) is authorized and regulated by the CBI as an Alternative Investment Fund Manager under the (Irish) European Union (Alternative Investment Fund Managers Regulations) 2013 (“AIFMRs”). BIFM acts as AIFM and provides investment management functions including portfolio management, risk management, administration, marketing and related activities to its alternative investment funds in accordance with AIFMRs and the conditions imposed by the CBI as set out in the CBI’s alternative investment fund rulebook.

Blackstone Europe Fund Management S.à r.l. (“BEFM”) is authorized as (a) an Alternative Investment Fund Manager under the Luxembourg Law of 12 July 2013 on alternative investment fund managers (as amended, the “AIFM Law”), which implements AIFMD in Luxembourg and (b) a management company under the Law of 17 December 2010 on undertakings for collective investment (as amended, the “UCITS Law”), which implements UCITS Directive in Luxembourg. BEFM may also provide discretionary portfolio management services and investment advice in accordance with the AIFM Law and the UCITS Law, as well as reception and transmission of orders. BEFM provides investment management functions including portfolio management, risk management,

administration, marketing and related activities to its managed funds, in accordance with the AIFM Law, UCITS Law and the regulatory provisions imposed by the *Commission de Surveillance du Secteur Financier* in Luxembourg. BEFM also promotes Blackstone products and services in European countries where BELL is not otherwise licensed to do so. BEFM has branches in Paris, Milan and Frankfurt which provide marketing services and where distribution and deal sourcing individuals are based.

Certain Blackstone operating entities are licensed and subject to regulation by financial regulatory authorities in Japan, Hong Kong, Australia and Singapore: The Blackstone Group Japan K.K., a financial instruments firm, is registered with Kanto Local Finance Bureau and regulated by the Japan Financial Services Agency; The Blackstone Group (HK) Limited is regulated by the Hong Kong Securities and Futures Commission; The Blackstone Group (Australia) Pty Limited and Blackstone Real Estate Australia Pty Limited each holds an Australian financial services license authorizing it to provide financial services in Australia and is regulated by the Australian Securities and Investments Commission; and Blackstone Singapore Pte. Ltd. is regulated by the Monetary Authority of Singapore.

Rigorous legal and compliance analysis of our businesses and investments is endemic to our culture and risk management. Our Chief Legal Officer and Global Head of Compliance, together with the Chief Compliance Officers of each of our businesses, supervise our compliance personnel, who are responsible for addressing the regulatory and compliance matters that affect our activities. We strive to maintain a culture of compliance through the use of policies and procedures including a code of ethics, electronic compliance systems, testing and monitoring, communication of compliance guidance and employee education and training. Our compliance policies and procedures address regulatory and compliance matters such as the handling of material non-public information, personal securities trading, marketing practices, gifts and entertainment, anti-money laundering, anti-bribery and sanctions, valuation of investments on a fund-specific basis, recordkeeping, potential conflicts of interest, the allocation of investment and co-investment opportunities, collection of fees and expense allocation.

Our compliance group also monitors the information barriers that we maintain between Blackstone's businesses. We believe that our various businesses' access to the intellectual knowledge and contacts and relationships that reside throughout our firm benefits all of our businesses. To maximize that access and related synergies without compromising compliance with our legal and contractual obligations, our compliance group oversees and monitors the communications between groups that are on the private side of our information barrier and groups that are on the public side, as well as between different public side groups. Our compliance group also monitors contractual obligations that may be impacted and potential conflicts that may arise in connection with these inter-group discussions.

In addition, disclosure controls and procedures and internal controls over financial reporting are documented, tested and assessed for design and operating effectiveness in accordance with the U.S. Sarbanes-Oxley Act of 2002. Internal Audit, which independently reports to the audit committee of our board of directors, operates with a global mandate and is responsible for the examination and evaluation of the adequacy and effectiveness of the organization's governance and risk management processes and internal controls. Internal Audit is designed to improve our firmwide operations through a systematic and disciplined approach to evaluate and improve the effectiveness of risk management, internal controls, and governance processes. Internal Audit conducts its audits in accordance with professional standards, and its findings and recommendations are reported to senior management and the audit committee of our board of directors.

Our enterprise risk management framework is designed to manage non-investment risk areas across the firm, such as financial, human capital, legal, operational, regulatory, legislative, reputational and technology risks. Our enterprise risk committee assists Blackstone management to identify, assess, monitor and mitigate such key enterprise risks at the corporate, business unit and fund level. The enterprise risk committee is chaired by our Chief Financial Officer and is comprised of senior management across business units, corporate functions and regional locations. Senior management reports to the audit committee of the board of directors on the agenda of risk topics evaluated by the enterprise risk committee and provides periodic risk reports, a summary of key risks to the firm, and detailed assessments of selected risks, as applicable.

Additionally, our firmwide valuation committee reviews the valuation process for investments held by us and our investment vehicles, including the application of appropriate valuation standards on a consistent basis. The firmwide valuation committee is chaired by our Chief Financial Officer and is comprised of members of senior management, senior leaders from our businesses and representatives from legal and finance.

Further, the review committees and/or investment committees of our businesses review and evaluate investment opportunities in a framework that includes a qualitative and quantitative assessment of the key risks of investments. See “—Investment Process and Risk Management.”

There are a number of pending or recently enacted legislative and regulatory initiatives that could significantly affect our business. Please see “—Item 1A. Risk Factors — Risks Related to Our Business — Financial regulatory changes in the United States could adversely affect our business”, “—Extensive regulation of our businesses affects our activities and creates the potential for significant liabilities and penalties. The possibility of increased regulatory focus, could result in additional burdens on our business” and “—Complex regulatory regimes and potential regulatory changes in jurisdictions outside the United States could adversely affect our business.”

### **Available Information, Website and Social Media Disclosure**

We file annual, quarterly and current reports and other information with the SEC. These filings are available to the public over the internet at the SEC’s website at [www.sec.gov](http://www.sec.gov).

Our principal internet address is [www.blackstone.com](http://www.blackstone.com). We make available free of charge on or through [www.blackstone.com](http://www.blackstone.com) our annual reports on Form 10-K, quarterly reports on Form 10-Q, current reports on Form 8-K and amendments to those reports, as soon as reasonably practicable after we electronically file such material with, or furnish it to, the SEC.

In addition, we may use our website ([www.blackstone.com](http://www.blackstone.com)), Facebook page ([www.facebook.com/blackstone](http://www.facebook.com/blackstone)), X (Twitter) ([www.x.com/blackstone](http://www.x.com/blackstone)), LinkedIn ([www.linkedin.com/company/blackstonegroup](http://www.linkedin.com/company/blackstonegroup)), Instagram ([www.instagram.com/blackstone](http://www.instagram.com/blackstone)), SoundCloud ([www.soundcloud.com/blackstone-300250613](http://www.soundcloud.com/blackstone-300250613)), Pandora (<https://www.pandora.com/artist/blackstone/ARvIPz9Plblrlmg>), PodBean ([www.blackstone.podbean.com](http://www.blackstone.podbean.com)), Spotify (<https://spoti.fi/2LJ1tHG> and <https://open.spotify.com/artist/52Eom8vQxM8Lk75ZZlf2hJ>), YouTube ([www.youtube.com/user/blackstonegroup](http://www.youtube.com/user/blackstonegroup)) and Apple Podcast (<https://apple.co/31Pe1Gg>) accounts as channels of distribution of company information. The information we post through these channels may be deemed material. Accordingly, investors should monitor these channels, in addition to following our press releases, SEC filings and public conference calls and webcasts. In addition, you may automatically receive email alerts and other information about Blackstone when you enroll your email address by visiting the “Contact Us/E-mail Alerts” section of our website at <http://ir.blackstone.com>. The contents of our website, any alerts and social media channels are not, however, a part of this report.

### **Item 1A. Risk Factors**

#### **Risks Related to Our Business**

***Difficult market, economic and geopolitical conditions can adversely affect our business in many ways, each of which could materially reduce our revenue, earnings and cash flow and adversely affect our financial prospects and condition.***

Our business is materially affected by financial market and economic conditions and events throughout the world that are outside our control. We may not be able to or may choose not to manage our exposure to these conditions and/or events. Such conditions and/or events can adversely affect our business in many ways, including

reducing the ability of our funds to raise or deploy capital, reducing the value or performance of our funds' investments and making it more difficult for our funds to exit and realize value from existing investments. This could in turn materially reduce our revenue, earnings and cash flow and adversely affect our financial prospects and condition. In addition, in the face of a difficult market or economic environment, we may need to reduce our fixed costs and other expenses in order to maintain profitability. This may include cutting back or eliminating the use of certain services or service providers, or terminating the employment of a significant number of our personnel that, in each case, could be important to our business and without which our operating results could be adversely affected. A failure to manage or reduce our costs and other expenses within a time frame sufficient to match any decrease in profitability would adversely affect our operating performance.

Turmoil in the global financial markets can provoke significant volatility of equity and debt securities prices. This can have a material and rapid impact on our mark-to-market valuations, particularly with respect to our public holdings and credit investments. As publicly traded equity securities have in recent years represented a meaningful proportion of the assets of many of our funds, stock market volatility, including a sharp decline in the stock market, may adversely affect our results, including our revenues and net income. Moreover, our public equity holdings have at times been concentrated in a few large positions, thereby making our unrealized mark-to-market valuations particularly sensitive to sharp changes in the price of any of these positions. Further, although the equity markets are not the only means by which we exit investments, should we experience a period of challenging equity markets, our funds may experience continued difficulty in realizing value from investments.

Although decelerating, inflation remains above the U.S. Federal Reserve's target levels. Despite multiple federal fund rate decreases over the course of 2024, interest rates have remained elevated, with the U.S. Federal Reserve indicating in early 2025 an expectation of slower rate decreases moving forward. Periods of elevated inflation and high interest rates, such as that experienced in recent years, can contribute to significant volatility in debt and equity markets and economic deceleration or contraction in the rate of growth in certain industries, sectors or geographies. Economic slowdown may contribute to poor financial results for our funds' portfolio companies or assets, which may result in lower investment returns for our funds. The valuations of our funds' real estate assets, and fundraising in certain of our real estate strategies targeting high-net-worth investors, have been adversely impacted by elevated interest rates and a high cost of capital. A slower-than-expected decrease, or a further increase, in interest rates would continue to present a challenge to real estate valuations. Such factors are even more challenging in the life science office and traditional office market, as well as other properties with long-term leases that do not provide for short-term rent increases.

Geopolitical concerns and other global events outside of our control have also contributed and may continue to contribute to volatile global equity and debt markets, particularly as geopolitical instability has in recent years become more prevalent. These concerns and events include, without limitation, trade conflict, civil unrest, threats to national security, and national and international security events (including war, terrorist acts or other hostilities). For example, in the U.S., the current Presidential administration has stated its intention to make governmental policy and regulatory changes in a variety of areas, including the imposition of tariffs or other trade barriers. In that connection, certain countries subject to those changes have expressed an intent to impose similar measures in return. Outside the U.S., ongoing wars in the Middle East and Ukraine, as well as concern as to whether China's stimulus measures will effectively stabilize slowing economic growth in the country, have further contributed to global economic uncertainty and volatility in the global financial markets. This may adversely impact our performance and the performance of our funds and their respective portfolio companies.

In addition, severe public health events, such as those caused by the COVID-19 pandemic, may occur from time to time, and could directly and indirectly impact us in material respects that we are unable to predict or control, including by threatening our employees' well-being and morale and interrupting business activities. In addition, related factors may materially and adversely affect us, including the effectiveness of governmental responses, the extension, amendment or withdrawal of any government programs or initiatives and the timing and speed of economic recovery. Actions taken in response may contribute to significant volatility in the financial markets, resulting in increased volatility in equity prices, material interest rate changes, supply chain disruptions, such as simultaneous supply and demand shock to global, regional and national economies, and an increase in inflationary pressures.



In addition to the factors described above, other market, economic and geopolitical factors described herein that may adversely affect our business include, without limitation:

- higher prices for commodities or other goods,
- economic slowdown or recession in the U.S. and internationally,
- changes in interest rates and/or a lack of availability of credit in the U.S. and internationally and
- changes in law and/or regulation, and uncertainty regarding government and regulatory policy.

***A period of economic slowdown, which may occur across one or more industries, sectors or geographies, creates operating performance challenges for certain of our funds' investments, which could adversely affect our operating results and cash flows.***

Despite overall resilience in some geographies, many global economies have in recent years experienced periods of deceleration. Further economic deceleration or contraction in the rate of growth in certain industries, sectors or geographies may contribute to poor financial results for our funds' portfolio companies or assets, which may result in lower investment returns for our funds. For example, periods of economic weakness have contributed and may in the future contribute to a decline in commodity prices and decreased consumer demand for certain goods and services (including energy), and/or volatility in the oil and natural gas markets, each of which would have an adverse effect on our energy and consumer investments. In addition, slowing growth in certain markets and real estate sectors with excess near-term supply, such as life sciences office and U.S. multifamily, has negatively impacted and may continue to negatively impact the valuations of assets in such sectors in the near-term. A sustained high interest rate environment could increase the likelihood of an economic slowdown.

In addition, in recent years elevated inflation globally contributed to heightened costs of labor, energy and materials, which put profit margin pressure on certain of our funds' portfolio companies and negatively impacted the performance of certain of such companies. While inflation decelerated over 2024, profit margins may be pressured if inflation re-accelerates, particularly for companies that lack pricing power. In addition, as the governing agreements of our funds contain only limited requirements, if any, regarding diversification of fund investments (by, for example, sector or geographic region), during periods of economic slowdown in certain sectors or regions, the impact on our funds may be exacerbated by concentration of investments in such sectors or regions. Such concentration may increase the risk that events affecting specific sectors, geographic regions or asset types could have an adverse or disparate impact on such funds, as compared to funds that invest more broadly. As a result, our ability to raise new funds, as well as our operating results and cash flows, could be adversely affected.

Moreover, during periods of weakness, our funds' portfolio companies may also have difficulty expanding their businesses and operations or meeting their debt service obligations or other expenses as they become due, including expenses payable to us. Furthermore, negative market conditions could potentially result in a portfolio company entering bankruptcy proceedings. This could result in a complete loss of the fund's investment in such portfolio company and a significant negative impact to the fund's performance and consequently to our operating results and cash flow, as well as to our reputation. In addition, negative market conditions would also increase the risk of default with respect to investments held by our funds that have significant debt investments, such as our credit-focused funds.

***High interest rates and challenging debt market conditions have negatively impacted and could continue to negatively impact the values of certain assets or investments and the ability of our funds and their portfolio companies to access capital markets, which could adversely affect investment and realization opportunities, lead to lower-yielding investments and potentially decrease our net income.***

Although the U.S. Federal Reserve lowered interest rates three times over the course of 2024, it has expressed an expectation that any such decreases would be slower going forward. Accordingly, significant uncertainty remains regarding the timing and extent of future interest rate decreases. Elevated interest rates create downward pressure on the value of certain assets owned by our funds, including, among others, real estate and fixed-rate debt. A slower-than-expected decrease, or a further increase in, interest rates would continue to present a challenge for the valuations of such assets, as well as for fundraising in certain of our strategies targeting high-net-worth investors. An increase in interest rates could also contribute to a period of economic slowdown, which would create operating performance challenges for certain of our funds' investments. Relatedly, opportunities to realize value from certain of our funds' investments are likely to continue to be more limited if interest rates remain at high levels for an extended period. For example, certain real estate sectors and operating companies could be affected given the potential adverse impact on equity prices and caution on the part of potential acquirers. Further, our funds have faced, and could continue to face, difficulty in realizing value from investments due to sustained declines in equity market values as a result of concerns regarding interest rates.

In recent years, high interest rates have increased the cost of debt financing for the transactions our funds pursue. A significant contraction or weakening in the market for debt financing or other adverse change relating to the terms of debt financing (such as, for example, higher equity requirements and/or more restrictive covenants), particularly in the area of acquisition financings for private equity and real estate transactions, could have a material adverse effect on our business. For example, a portion of the indebtedness used to finance certain fund investments often includes high-yield debt securities issued in the capital markets. Availability of capital from the high-yield debt markets is subject to significant volatility, and there may be times when we might not be able to access those markets at attractive rates, or at all, when completing an investment. Further, the financing of acquisitions or the operations of our funds' portfolio companies with debt may become less attractive due to limitations on the deductibility of corporate interest expense. See "— Changes in U.S. and foreign taxation of businesses and other tax laws, regulations or treaties or an adverse interpretation of these items by tax authorities could adversely affect us, including by adversely impacting our effective tax rate and tax liability."

If our funds were unable to obtain committed debt financing for potential acquisitions, or could only obtain debt financing at an increased interest rate or on unfavorable terms or the ability to deduct corporate interest expense is substantially limited, our funds may face increased competition from strategic buyers of assets who may have an overall lower cost of capital or the ability to benefit from a higher amount of cost savings following an acquisition. In addition, high interest rates, coupled with periods of significant equity and credit market volatility, may potentially make it more difficult for us to find attractive opportunities for our funds to exit and realize value from their existing investments.

Our funds' portfolio companies also regularly utilize the corporate debt markets to obtain financing for their operations. To the extent monetary policy, tax or other regulatory changes or difficult credit markets render such financing difficult to obtain, more expensive or otherwise less attractive, this may also negatively impact the financial results of those portfolio companies and, therefore, the investment returns on our funds and our revenues. In addition, to the extent that (a) market conditions, and/or tax or other regulatory changes make it difficult or not possible to refinance debt that is maturing in the near term, or (b) such refinancing would result in a rating agency viewing a portfolio company as having incurred an excessive amount of debt, some of our funds' portfolio companies may be unable to repay such debt at maturity and may be forced to sell assets, undergo a recapitalization or seek bankruptcy protection.

***A decline in the pace or size of investments made by our funds may adversely affect our revenues.***

The revenues that we earn are driven in part by the pace at which our funds make investments and the size of those investments, and a decline in the pace or the size of such investments may reduce our revenues. In particular, in recent years we have meaningfully increased the number of perpetual capital vehicles we offer and the assets under management in such vehicles. The fees we earn from our perpetual capital vehicles, including our Core+ real estate strategy, represent a significant and growing portion of our overall revenues. If our funds, including our perpetual capital vehicles, are unable to deploy capital at a sufficient pace, our revenues would be adversely impacted. Many factors could cause a decline in the pace of investment, including a market environment characterized by high prices, the inability of our investment professionals to identify attractive investment opportunities, competition for such opportunities among other potential acquirers, decreased availability of financing on attractive terms or at all or decreased availability of investor capital, including as a result of a challenging fundraising environment or heightened investor requests for repurchases in certain vehicles. A number of our funds have invested and intend to continue to invest in large transactions or transactions that otherwise have substantial business, regulatory or legal complexity and may be more difficult to execute successfully than smaller or less complex investments. In addition, realizing value from such investments may be more difficult as a result of, among other things, a limited universe of potential acquirers.

We may also fail to consummate identified investment opportunities because of regulatory or legal complexities or uncertainty and adverse developments in the U.S. or global economy, financial markets or geopolitical conditions. Additionally, our ability to deploy capital in certain countries may be adversely impacted by U.S. and foreign government policy changes and regulations. For example, an FTC rule that significantly increases the amount of information required to be provided in a Hart-Scott-Rodino filing became effective in February 2025. The process of obtaining pre-approval for certain transactions undertaken by our investment funds is expected to become more administratively burdensome and time consuming. Any potential time delay associated with obtaining approval may make it more difficult for our funds to deploy capital and exit and realize value from investments.

Further, state regulatory agencies may impose restrictions on private funds' investments in certain types of assets or industries, which could affect our funds' ability to find attractive and diversified investments and to complete such investments in a timely manner. For example, certain states have, and others may in the future, increase state regulatory review measures of investments by private equity into the patient-facing healthcare industry, and certain states have considered, and others may seek to enact, legislation to restrict institutional investment in single-family homes. Such laws may impact the ability of our funds to invest in certain assets or sectors. In addition, the ability to deploy capital in China has been adversely impacted by policies and regulations in the U.S., which may be exacerbated prospectively. See “—Laws and regulations on foreign direct investment applicable to us and our funds' portfolio companies, both within and outside the U.S., may make it more difficult for us to deploy capital in certain jurisdictions or to sell assets to certain buyers.”

***Our revenue, earnings, net income and cash flow can all vary materially due to our reliance on Performance Revenues, which may make it difficult for us to achieve steady earnings growth on a quarterly basis and may cause the price of our common stock to decline.***

Our revenue, earnings, net income and cash flow can all vary materially due to our reliance on Performance Revenues. We may experience fluctuations in our results, including our revenue and net income, from quarter to quarter due to a number of other factors. These include timing of realizations, changes in the valuations of our funds' investments, changes in the amount of distributions, dividends or interest paid in respect of investments, changes in our operating expenses and the degree to which we encounter competition. Each of these factors may be impacted by economic and market conditions. Achieving steady growth in net income and cash flow on a quarterly basis may be difficult, which could in turn lead to large adverse movements or general increased volatility in the price of our common stock. We do not provide guidance regarding our expected quarterly and annual operating results. The lack of guidance may affect the expectations of public market analysts and could cause increased volatility in our common stock price.

For certain of our perpetual capital vehicles, including certain Core+ real estate funds, infrastructure focused funds, BCRED and other of our perpetual capital vehicles, that have in recent years become increasingly large contributors to our earnings, incentive income is paid to us in varying frequencies, ranging from quarterly to every five years. This contributes to the volatility of our cash flow. Furthermore, we earn this incentive income only if the net asset value of a vehicle has increased or, in the case of certain vehicles, increased beyond a particular return threshold, or if the vehicle has earned a net profit. Certain of these vehicles also have “high water marks” whereby we do not earn incentive income during a particular period even though the vehicle had positive returns in such period as a result of losses in prior periods. If one of these vehicles experiences losses, we will not earn incentive income from it until it surpasses the previous high-water mark. The incentive income we earn is therefore dependent on the net asset value or the net profit of the vehicle, which could lead to significant volatility in our results.

For our carry funds, we receive Performance Allocations only when investments are realized and achieve a certain preferred return. This also contributes to the volatility of our cash flow. Performance Allocations depend on our carry funds’ performance and opportunities for realizing gains, which may be limited. It takes a substantial period of time to realize the cash value (or other proceeds) of an investment. Even if an investment proves to be profitable, it may be a number of years before any profits can be realized, particularly if market conditions are unaccommodating. We cannot predict when, or if, any realization of investments will occur. In addition, the valuations of, and realization opportunities for, investments made by our funds, could also be subject to high volatility as a result of uncertainty or potential changes to governmental policy with respect to, among other things, tax, trade, immigration, healthcare, labor, infrastructure and energy.

Prior to our receiving any Performance Allocations in respect of realization of a profitable investment, 100% of the proceeds of that investment must generally be paid to the investors in that carry fund until they have recovered certain fees and expenses and achieved a certain return on all realized investments by that carry fund as well as a recovery of any unrealized losses. A particular realization event may have a significant impact on our results for that particular quarter that may not be replicated in subsequent quarters. We recognize revenue on investments in our investment funds based on our allocable share of realized and unrealized gains (or losses) reported by such investment funds. A decline in realized or unrealized gains, or an increase in realized or unrealized losses, would adversely affect our revenue and possibly cash flow. This could further increase the volatility of our quarterly results. Because our carry funds have preferred return thresholds to investors that need to be met prior to our receiving any Performance Allocations, substantial declines in the carrying value of the investment portfolios of a carry fund can significantly delay or eliminate any Performance Allocations paid to us in respect of that fund because the value of the assets in the fund would need to recover to their aggregate cost basis plus the preferred return over time before we would be entitled to receive any Performance Allocations from that fund.

The timing and receipt of Performance Allocations also varies with the life cycle of our carry funds. During periods in which a relatively large portion of our assets under management is attributable to carry funds and investments in their “harvesting” period, our carry funds would make larger distributions than in the fundraising or investment periods that precede harvesting. During periods in which a significant portion of our assets under management is attributable to carry funds that are not in their harvesting periods, we may receive substantially lower Performance Allocations.

***Adverse economic and market conditions may adversely affect the amount of cash generated by our businesses, the value of our principal investments, and in turn, our ability to pay dividends to our stockholders.***

We primarily use cash to, without limitation (a) provide capital to facilitate the growth of our existing businesses, including funding our general partner and co-investment commitments to our funds and warehousing investments for our funds, (b) provide capital for business expansion, (c) pay operating expenses, including cash compensation to our employees, and other obligations as they arise, including servicing our debt and (d) pay dividends to our stockholders, make distributions to the holders of Blackstone Holdings Partnership Units and make repurchases under our share repurchase program. Our principal sources of cash are: (a) cash we received in connection with our prior bond offerings and other borrowings, (b) management fees, (c) realized incentive fees and (d) realized performance allocations, which is the sum of Realized Principal Investment Income and Realized Performance Revenues less Realized Performance Compensation. We have also entered into a \$4.325 billion revolving credit facility with a final maturity date of December 15, 2028 the (“Revolving Credit Facility”). Our long-term debt totaled \$11.3 billion in borrowings from our prior bond issuances. As of December 31, 2024, we had no borrowings outstanding under the Revolving Credit Facility. In February 2025, we drew \$900.0 million under the Revolving Credit Facility. As of December 31, 2024, we had \$2.0 billion in Cash and Cash Equivalents, \$1.1 billion invested in Corporate Treasury Investments and \$5.8 billion in Other Investments.

If growth of the global economy decelerates, or conditions in the financing markets were challenged, the investment performance of our funds could suffer, resulting in, for example, the payment of decreased or no Performance Allocations to us. This could materially and adversely affect the amount of cash we have on hand, which could in turn require us to rely on other sources of cash, such as the capital markets, which may not be available to us on acceptable terms or at all for the above purposes. A decrease in the amount of cash we have on hand could also materially and adversely affect our ability to pay dividends to our stockholders and make repurchases under our share repurchase program. Furthermore, during adverse economic and market conditions, we might not be able to renew all or part of our existing revolving credit facility or find alternate financing on commercially reasonable terms or at all. As a result, our uses of cash may exceed our sources of cash, thereby potentially affecting our liquidity position. In addition, we have made and expect to continue to make significant principal investments in our current and future investment funds. Contributing capital to these investment funds is risky, and we may lose some or the entire principal amount of our investments, including, without limitation, as a result of poor investment performance in a challenging economic and market environment.

***Our business depends in large part on our ability to raise capital from third-party investors. A failure to raise capital from third-party investors on attractive fee terms or at all, would impact our ability to collect management fees or deploy such capital into investments and potentially collect Performance Revenues, which would materially reduce our revenue and cash flow and adversely affect our financial condition.***

Our ability to raise capital from third-party investors depends on a number of factors, such as economic and market conditions (including the level of interest rates and stock market performance) and the asset allocation rules or investment policies to which such third-party investors are subject. These factors could inhibit or restrict the ability of third-party investors to make investments in our funds or the asset classes in which our funds invest. For example, lawmakers across a number of states, including Pennsylvania and Florida, have put forth proposals or expressed intent to take steps to reduce or minimize the ability of their state pension funds to invest in alternative asset classes, including by proposing to increase the reporting or other obligations applicable to their state pension funds that invest in such asset classes. Such proposals or actions would potentially discourage investment by such state pension funds in alternative asset classes by imposing meaningful compliance burdens and costs on them, which could adversely affect our ability to raise capital from such state pension funds. Other states could potentially take similar actions, which may further impair our access to capital from an investor base that has historically represented a significant portion of our fundraising.

In addition, volatility in the valuations of investments, has in the past and may in the future affect our ability to raise capital from third-party investors. To the extent periods of volatility are coupled with a lack of realizations from investors' existing portfolios, such investors may be left with disproportionately outsized remaining commitments to a number of investment funds. This significantly limits such investors' ability to make new commitments to third-party managed investment funds such as those managed by us. Further, during periods of market volatility, investor subscription requests may be reduced and investor redemption or repurchase requests may be elevated in products that permit redemption or repurchase of investor interests. See "—Investors in a number of our vehicles may withdraw their investments, and investors in certain of our vehicles may have a right to terminate our management of, or cause the dissolution of, such vehicles, which would lead to a decrease in our revenues." In addition, certain of our investment vehicles that are available to individual investors are subject to state registration requirements that impose limits on the proportion of such investors' net worth that can be invested in our products. These restrictions may limit such investors' ability or willingness to allocate capital to such products and adversely affect our fundraising in the retail channel.

Our ability to raise new funds could similarly be hampered if the general appeal of alternative investments were to decline. An investment in a limited partner interest in an alternative investment fund is generally more illiquid and the returns on such investment may be more volatile than an investment in securities for which there is a more active and transparent market. In periods of positive markets and low volatility, for example, investors may favor passive investment strategies such as index funds over our actively managed investment vehicles. Similarly, during periods of high interest rates, investors may favor investments that are generally viewed as producing a risk-free return, such as treasury bonds, over investments in our products, particularly if the spread between the products declines. Alternative investments could also fall into disfavor as a result of concerns about liquidity and short-term performance. Such concerns could be exhibited, in particular, by public pension funds, which have historically been among the largest investors in alternative assets. Many public pension funds are significantly underfunded and their funding problems have been, and may in the future be, exacerbated by economic downturn. Concerns with liquidity could cause such public pension funds to reevaluate the appropriateness of alternative investments. In addition, our ability to raise capital from third parties outside of the United States could be limited to the extent the other countries impose restrictions or limitations on outbound foreign investment.

Moreover, certain institutional investors are demonstrating a preference to in-source their own investment professionals and to make direct investments in alternative assets without the assistance of alternative asset advisers like us. Such institutional investors may become our competitors and could cease to be our clients. As some existing investors cease or significantly curtail making commitments to alternative investment funds, we may need to identify and attract new investors in order to maintain or increase the size of our investment funds. We may be unable to find or secure commitments from those new investors or that the fee terms of the commitments from such new investors will be consistent with the fees historically paid to us by our investors. If economic conditions were to deteriorate or if we are unable to find new investors, we might raise less than our desired amount for a given fund. Further, as we seek to expand into other asset classes, we may be unable to raise a sufficient amount of capital to adequately support such businesses. A failure to successfully raise capital could materially reduce our revenue and cash flow and adversely affect our financial condition.

In connection with raising new funds or making further investments in existing funds, we negotiate terms for such funds and investments with existing and potential investors. The outcome of such negotiations could result in our agreement to terms that are materially less favorable to us than for prior funds we have managed or funds managed by our competitors, including with respect to management fees, incentive fees and/or carried interest, which could have an adverse impact on our revenues. Such terms could also restrict our ability to raise investment funds with investment objectives or strategies that compete with existing funds, add additional expenses and obligations for us in managing the fund or increase our potential liabilities, all of which could ultimately reduce our revenues. In addition, certain institutional investors, including sovereign wealth funds and public pension funds, have demonstrated an increased preference for alternatives to the traditional investment fund structure, such as managed accounts, smaller funds and co-investment vehicles. There can be no assurance that such alternatives will be as profitable for us as the traditional investment fund structure, or as to the impact such a trend could have on the cost of our operations or profitability if we were to implement these alternative investment structures.

Although we have no obligation to modify any of our fees with respect to our existing funds, we may experience pressure to do so in our funds, including in response to regulatory focus by the SEC on the quantum and types of fees and expenses charged by private funds. We have confronted and expect to continue to confront requests from a variety of investors and groups representing investors to decrease fees, which could result in a reduction in the fees and Performance Revenues we earn.

***The asset management business is intensely competitive.***

The asset management business is intensely competitive. Competition is based on a variety of factors, including investment performance, the quality of client service, investor availability of capital and willingness to invest, fund terms (including fees and liquidity terms), brand recognition and business reputation. Our asset management business competes with a number of private funds, specialized investment funds, funds structured for individual investors, hedge funds, funds of hedge funds and other sponsors managing pools of capital, as well as corporate buyers, traditional asset managers, commercial banks, investment banks and other financial institutions (including sovereign wealth funds). We expect that competition will continue to increase. For example, certain traditional asset managers have developed their own private equity and private wealth platforms and are marketing other asset allocation strategies as alternatives to hedge fund investments. A number of factors serve to increase our competitive risks:

- a number of our competitors have greater financial, technical, research, marketing and other resources and more personnel than we do,
- some of our funds may not perform as well as competitors' funds or other available investment products,
- several of our competitors have significant amounts of capital, and many of them have similar investment objectives to ours, which may create additional competition for investment opportunities and may reduce the size and duration of pricing inefficiencies that many alternative investment strategies seek to exploit,
- some of our competitors, particularly strategic competitors, may have a lower cost of capital, which may be exacerbated by limits on the deductibility of interest expense,
- some of our competitors may have access to funding sources that are not available to us, which may create competitive disadvantages for us with respect to investment opportunities,
- some of our competitors may be subject to less regulation and accordingly may have more flexibility to undertake and execute certain businesses or investments than we can and/or bear less compliance cost than we do,
- some of our competitors may have more flexibility than us in raising certain types of investment funds under the investment management contracts they have negotiated with their investors,
- some of our competitors may have higher risk tolerances, different risk assessments or lower return thresholds, which could allow them to consider a wider variety of investments and to bid more aggressively than us for investments that we want to make or to seek exit opportunities through different channels,
- some of our competitors may be more successful than we are in the development of new or customized products to address investor demand for new or different investment strategies and/or regulatory changes, including with respect to private credit products and products that are developed for individual investors or that target insurance capital,

- in order to broaden distribution of their private wealth products, some of our competitors may be willing to pay higher placement, servicing or other forms of distributor fees, which may adversely impact the amount of capital we are able to raise in the private wealth channel,
- there are relatively few barriers to entry impeding new alternative asset managers, and the successful efforts of new entrants, including former “star” portfolio managers at large diversified financial institutions as well as such institutions themselves, is expected to continue to result in increased competition,
- some of our competitors may have better expertise or be regarded by investors as having better expertise in a specific asset class or geographic region than we do,
- corporate buyers may be able to achieve synergistic cost savings in respect of an investment, which may provide them with a competitive advantage relative to us when bidding for an investment,
- some investors may prefer to invest with an investment manager that is not publicly traded or is smaller, with a more limited number of investment products and
- other industry participants will from time to time seek to recruit our investment professionals and other employees away from us.

Additionally, technological innovation, including the use of artificial intelligence, has the potential to disrupt the financial industry and change the way financial institutions, including asset managers, do business. Some of our competitors may be more successful than we are in the development and implementation of new technologies, including services and platforms based on artificial intelligence, to address investor demand or improve operations. If we are unable to adequately advance our capabilities in these areas, or do so at a slower pace than others in our industry, we may be at a competitive disadvantage.

We may lose investment opportunities if we do not match investment prices, structures and terms offered by competitors. Alternatively, we may experience decreased rates of return and increased risks of loss if we match investment prices, structures and terms offered by competitors. Moreover, if we are forced to compete with other alternative asset managers on the basis of price, we may not be able to maintain our current fund fee and carried interest terms. We have historically competed primarily on the performance of our funds, and not on the level of our fees or carried interest relative to those of our competitors. However, there is a risk that fees and carried interest in the alternative investment management industry will decline, without regard to the historical performance of a manager. Further, as part of a shift in the distribution arrangements in the private wealth industry, certain third-party intermediaries have sought to revise existing or implement new fee arrangements that align their fees with the initial amount or ongoing net asset value of capital invested through the intermediary in the applicable vehicle. While the extent of this shift going forward is uncertain, the costs associated with the distribution of certain of our private wealth perpetual products have increased and there may be further increases in distribution costs for these and future products. The reduction of net management fees or performance allocations we receive, including as a result of new fee arrangements, or the incurrence of higher costs in connection with product distribution, without corresponding decreases in our cost structure, would adversely affect the profitability of impacted products. Certain of the third-party intermediaries on whom we rely to distribute our investment products also sell their own competing proprietary investment products, which could limit the distribution of our products.

In addition, the attractiveness of our investment funds relative to investments in other investment products could decrease depending on economic conditions. Furthermore, any new or incremental regulatory measures for the U.S. financial services industry may increase costs and create regulatory uncertainty and additional competition for many of our funds. Conversely, regulatory measures aimed at reducing burden on U.S. banks, such as less onerous bank regulatory capital requirements, may create additional competition for certain of our credit strategies. See “—Financial regulatory changes in the United States could adversely affect our business.”



These competitive pressures could adversely affect our ability to make successful investments and limit our ability to raise future investment funds, either of which would adversely impact our business, revenue, results of operations and cash flow.

***We have increasingly undertaken business initiatives to increase the number and type of investment products we offer to individual investors, which could expose us to new and greater levels of risk.***

Although individual investors have been part of our historic distribution efforts, we have increasingly undertaken business initiatives to increase the number and type of investment products we offer to high-net-worth individuals, family offices and mass affluent investors in the U.S. and other jurisdictions around the world. Specifically, we create investment products designed for investment by individual investors in the U.S., some of whom are not accredited investors, or similar investors in non-U.S. jurisdictions, including in some markets in Europe and Asia Pacific. In some cases, our funds are distributed to such investors indirectly through third-party managed vehicles sponsored by brokerage firms, private banks or third-party feeder providers, and in other cases directly to the clients of private banks, independent investment advisors and brokers.

Accessing individual investors and offering products directed at such investors exposes us to greater levels of risk, including heightened litigation and regulatory enforcement, an increased compliance burden, and more complex administration and accounting operations. We may be subject to claims related to matters such as the adequacy of disclosures, appropriateness of fees, suitability and board of directors' oversight, each of which could result in civil lawsuits, regulatory penalties and enforcement actions. Our registered investment advisers could also be subject to direct or derivative claims from a fund's investors or board of directors for alleged mismanagement of the fund. In addition, regulatory requirements imposing limitations on the ability of affiliates of certain of our vehicles to engage in certain transactions may limit our funds' ability to engage in otherwise attractive investment opportunities.

To the extent distribution of such products is through new channels and markets, including through an increasing number of distributors with whom we engage, we may not be able to effectively monitor or control the manner of their distribution. This could result in litigation or regulatory action against us, including with respect to, among other things, claims that products distributed through such channels are distributed to investors for whom they are unsuitable, claims related to conflicts of interest or the adequacy of disclosure to investors or claims that the products are distributed in a manner inconsistent with our regulatory requirements or otherwise inappropriate manner. In addition, regulation applicable to our arrangements with such distributors and channels increases the compliance burden associated with onboarding new distributors or pursuing new distribution channels, resulting in increased cost and complexity. Although we engage in due diligence and onboarding procedures that seek to uncover issues relating to the third-party channels through which individual investors access our investment products, we do not control and have limited information regarding many of these third-party channels. Therefore, we are exposed to the risks of reputational damage, regulatory scrutiny and legal liability to the extent such third parties improperly sell our products to investors. This risk is heightened by the continuing increase in the number of third parties through whom we distribute our investment products around the world and who we do not control. For example, in certain cases, we may be viewed by a regulator as responsible for the content of materials prepared by third parties.

Similarly, there is a risk that Blackstone employees involved in the direct distribution of our products, or employees who engage with independent advisors, brokerage firms and other third parties around the world involved in distributing our products, do not follow our compliance and supervisory procedures. In addition, the distribution of such products, including through new channels whether directly or through market intermediaries, could expose us to allegations of improper conduct and/or actions by state and federal regulators in the U.S. and regulators in jurisdictions outside of the United States. Such allegations or actions may be with respect to, among other things, product suitability, distributor eligibility, investor classification, compliance with securities laws, conflicts of interest and the adequacy of disclosure to investors to whom our products are distributed through those channels.

As we expand the distribution of products to individual investors outside of the United States, we are increasingly exposed to risks in non-U.S. jurisdictions. In addition to risks similar to those that we face in the U.S., securities laws and other applicable regulatory regimes can be extensive, complex and vary by jurisdiction. In addition, the distribution of products to individual investors outside of the U.S. may involve complex structures (such as distributor-sponsored feeder funds or nominee/omnibus investors) and market practices that vary by local jurisdiction. As a result, this expansion subjects us to additional complexity, litigation and regulatory risk.

Our efforts to continue to grow the assets we manage on behalf of individual investors may not be successful. Furthermore, our initiatives to expand our individual investor base, including outside of the United States, requires the investment of significant time, effort and resources, including the potential hiring of additional personnel, the implementation of new operational, compliance and other systems and processes and the development or implementation of new technology. In addition, as the distribution of products to individual investors continues to grow across the alternative asset management industry, regulators may seek to impose new regulatory oversight, disclosure and other requirements that make such distribution more difficult or resource intensive.

***We depend on our co-founder and other key senior managing directors and personnel, and the loss of their services would have a material adverse effect on our business, results and financial condition.***

We depend on the efforts, skill, reputations and business contacts of our co-founder, Stephen A. Schwarzman, our President, Jonathan D. Gray, and other key senior managing directors and personnel, the information and deal flow they generate during the normal course of their activities and the synergies among the diverse fields of expertise and knowledge held by our professionals. Accordingly, our success will depend on the continued service of these individuals, who are not obligated to remain employed with us. Several key personnel have left the firm in the past and others may do so in the future, and we cannot predict the impact that the departure of any key personnel will have on our ability to achieve our investment objectives. For example, the governing agreements of many of our funds generally provide investors with the ability to terminate the investment period in the event that certain “key persons” in the fund do not meet the specified time commitment to the fund or our firm ceases to control the general partner. The loss of the services of any key personnel could have a material adverse effect on our revenues, net income and cash flows and could harm our ability to maintain or grow assets under management in existing funds or raise additional funds in the future. Our senior managing directors and other key personnel possess substantial experience and expertise and have strong business relationships with our investors and other members of the business community. As a result, the loss of these personnel could jeopardize our relationships with such parties and result in the reduction of assets under management or fewer investment opportunities.

We have historically relied in part on the interests of these professionals in the investment funds’ carried interest and incentive fees to discourage them from leaving the firm. However, to the extent our investment funds perform poorly, thereby reducing the potential for carried interest and incentive fees, their interests in carried interest and incentive fees become less valuable to them and become less effective as incentives for them to continue to be employed at Blackstone. We might not be able to provide future key personnel with interests in our business to the same extent or with the same tax consequences from which our existing personnel previously benefited. For example, U.S. federal income tax law currently imposes a three-year holding period requirement for carried interest to be treated as long-term capital gains. The holding period requirement may result in some of the carried interest received by such individuals being treated as ordinary income, which would materially increase the amount of taxes that such key personnel would be required to pay. The tax treatment of carried interest continues to be an area of focus for policymakers and government officials. The current U.S. Presidential administration’s stated tax priorities include changes to the tax treatment of carried interest that, if implemented, would materially increase the amount of taxes many of our key personnel would be required to pay. The levying of additional taxes on carried interest, or possible increase in state law tax rates, along with changing opinions regarding living in some geographies where we have offices, may adversely affect our ability to recruit, retain and motivate our current and future professionals.

There is no guarantee that the non-competition and non-solicitation agreements to which our senior managing directors and other key personnel are subject, together with our other arrangements with them, will prevent them from leaving, joining our competitors or otherwise competing with us. Such agreements also expire after a certain period of time, at which point such personnel would be free to compete against us and solicit our clients and employees. In addition, such agreements may not be enforceable in all cases, particularly as U.S. states and/or federal agencies enact legislation or adopt rules aimed at effectively prohibiting non-competition agreements. For example, the U.S. Federal Trade Commission (the “FTC”) approved a rule in 2024 that generally prohibits post-employment non-competition provisions in agreements between employers and their employees. While this rule is currently unenforceable due to ongoing litigation, we cannot predict with certainty whether such rules will ultimately be overturned or if a court will enforce any particular non-competition agreement to which our senior managing directors or other key personal are subject if challenged. Further, legislation that would prohibit post-employment non-competition agreements except in limited circumstances has been introduced in New York.

We strive to maintain a work environment that reinforces our culture of collaboration, motivation and alignment of interests with investors. If we do not continue to develop and implement the right processes and tools to maintain this culture, particularly in light of rapid and significant growth in our scale, global presence and employee population, our ability to compete successfully and achieve our business objectives could be impaired, which could negatively impact our business, financial condition and results of operations.

***Changes in U.S. and foreign taxation of businesses and other tax laws, regulations or treaties or an adverse interpretation of these items by tax authorities could adversely affect us, including by adversely impacting our effective tax rate and tax liability.***

Our effective tax rate and tax liability is based on the application of current income tax laws, regulations and treaties. These laws, regulations and treaties are complex, and the manner which they apply to us and our funds is sometimes open to interpretation. Significant management judgment is required in determining our provision for income taxes, our deferred tax assets and liabilities and any valuation allowance recorded against our net deferred tax assets. Although management believes its application of current laws, regulations and treaties to be correct and sustainable upon examination by tax authorities, tax authorities have challenged and could challenge in the future our interpretation of such laws, regulations and treaties or our taking of certain tax positions on the basis of such interpretation. This could result in penalties, interest payments and/or additional tax liability or adjustment to our income tax provision that could increase our effective tax rate.

Past and future changes to tax laws and regulations may have an adverse impact on us. Such changes could materially change the amount and/or timing of tax we and our portfolio companies may be required to pay and may increase tax-related regulatory and compliance costs. Both the current U.S. Presidential administration and certain members of the U.S. Congress have stated that one of their top legislative priorities is significant reform of the Internal Revenue Code and other federal tax laws. Among other things, they may pursue tax policies seeking to alter the income tax rates and brackets applicable to corporations and individuals (including changing the tax treatment of carried interest), exempt certain types of income from taxation, eliminate clean energy subsidies enacted by the Inflation Reduction Act of 2022 and provide tax incentives for domestic production. The timing and details of any such tax reform, and the impact on us, our personnel, and our funds’ portfolio companies is uncertain.

In addition, the U.S. Congress, the Organization for Economic Co-operation and Development (“OECD”) and other government agencies in jurisdictions in which we and our affiliates invest or do business have maintained a focus on issues related to the taxation of multinational companies. The OECD, which represents a coalition of member countries, has sought to make changes to numerous long-standing tax principles through its base erosion and profit shifting (“BEPS”) project, which is focused on a number of issues, including the shifting of profits between affiliated entities in different tax jurisdictions, interest deductibility and eligibility for the benefits of double tax treaties. Several of the measures are potentially relevant to some of our structures and could have an

adverse tax impact on our funds, investors and/or our funds' portfolio companies. Some member countries have been moving forward on the BEPS agenda but, because timing of implementation and the specific measures adopted will vary among participating member countries, uncertainty remains regarding the impact of BEPS. Such measures could result in a loss of tax treaty benefits and increased taxes on returns from our investments.

The OECD is also working on a two-pillar initiative, which is aimed at (a) shifting taxing rights to the jurisdiction of the consumer ("Pillar One") and (b) ensuring all companies pay a global minimum tax ("Pillar Two"). Under Pillar Two, certain entities within a multinational group will be subject to top-up taxes where the overall tax paid on the group's profit in any jurisdiction falls below the minimum 15% effective tax rate. The EU, among other regions implementing or intending to implement these rules, adopted Pillar Two and required that all EU member states adopt local legislation to implement such rules beginning December 31, 2023. However, the United States is not expected to adopt Pillar Two, creating additional uncertainty as to the application of these rules to multinational enterprises with a U.S. parent entity. Pillar One and Pillar Two could result in increased effective tax rates, possible denial of deductions, withholding taxes and/or profits being allocated differently and increased complexity, burden and cost of tax compliance for us and our funds' portfolio companies. Given the ongoing design, implementation, administration and interpretation of Pillar One and Pillar Two, the timing, scope and impact of any relevant domestic legislation or multilateral conventions remain uncertain.

***Cybersecurity and data protection risks could result in the loss of data, interruptions in our business, and damage to our reputation, and subject us to regulatory actions, increased costs and financial losses, each of which could have a material adverse effect on our business and results of operations.***

Our operations are highly dependent on our technology platforms and we rely heavily on our analytical, financial, accounting, communications and other data processing systems. Our systems face ongoing cybersecurity threats and attacks, which could result in the loss of confidentiality, integrity or availability of such systems and the data held by such systems. Attacks on our systems could involve, and in some instances have in the past involved, attempts intended to obtain unauthorized access to our proprietary information, destroy data or disable, degrade or sabotage our systems, or divert or otherwise steal funds, including through the introduction of computer viruses, "phishing" attempts and other forms of social engineering. Attacks on our systems could also involve ransomware or other forms of cyber extortion. Cyberattacks and other data security threats could originate from a wide variety of external sources, including cyber criminals, nation state hackers, hacktivists and other outside parties. Cyberattacks and other security threats could also originate from the malicious or accidental acts of insiders, such as employees, consultants, independent contractors or other service providers.

There has been an increase in the frequency and sophistication of the cyber and data security threats we face, with attacks ranging from those common to businesses generally to those that are more advanced and persistent. Such attacks may target us because, as an alternative asset management firm, we hold a significant amount of confidential and sensitive information about our investors, our funds' portfolio companies and potential investments. As a result, we may face a heightened risk of a security breach or disruption with respect to this information. Measures we take to ensure the integrity of our systems may not provide adequate protection, especially because cyberattack techniques are continually evolving, may persist undetected over extended periods of time, and may not be mitigated in a timely manner to prevent or minimize the impact of an attack on Blackstone, our investors, our portfolio companies or potential investments. If our systems or those of third-party service providers are compromised either as a result of malicious activity or through inadvertent transmittal or other loss of data, do not operate properly or are disabled, or we fail to provide the appropriate regulatory or other notifications in a timely manner, we could suffer financial loss, increased costs, a disruption of our businesses, liability to our counterparties, investment funds or fund investors, regulatory intervention or reputational damage. The costs related to cyber or other data security threats or disruptions may not be fully insured or indemnified by other means.

In addition, we could also suffer losses in connection with updates to, or the failure to timely update, the technology platforms on which we rely. We are reliant on third-party service providers for certain aspects of our business, including for the administration of certain funds, as well as for certain technology platforms, including cloud-based services. These third-party service providers also face ongoing cybersecurity threats and compromises of their systems. These cybersecurity threats and compromises could occur as a result of threat actors impersonating Blackstone or its employees, including through the use of artificial intelligence technologies. Such technologies could make such impersonation more likely to occur or appear more credible. As a result, unauthorized individuals could gain, and in some past instances have gained, access to certain confidential data.

Cybersecurity, privacy and data protection have become top priorities for regulators around the world. Many jurisdictions in which we operate have laws and regulations relating to privacy, data protection and cybersecurity, including, as examples, the General Data Protection Regulation (“GDPR”) in the European Union, the U.K. Data Protection Act, and the California Privacy Rights Act (“CPRA”). Some jurisdictions have also enacted or proposed laws requiring companies to notify individuals and government agencies of data security breaches involving certain types of personal data. For example, in February 2022, the SEC proposed rules regarding registered investment advisers’ and funds’ cybersecurity risk management requiring the adoption and implementation of cybersecurity policies and procedures, enhanced disclosure in regulatory filings and prompt reporting of incidents to the SEC. If adopted, such rules could increase our compliance costs and potential regulatory liability related to cybersecurity. In light of the focus of federal regulators on cybersecurity, SEC enforcement activity, including by the SEC’s Office of Compliance Inspections and Examinations in its examination programs, has increased in recent years and may increase further. Although we maintain cybersecurity controls designed to prevent cyber incidents from occurring, no security is impenetrable to cyberattacks. It is possible that current and future cyber enforcement activity will target practices that we believe are compliant, but the SEC deems otherwise. See “—Rapidly developing and changing privacy, data protection and cybersecurity laws and regulations could further increase compliance costs and subject us to enforcement risks and reputational damage”.

Breaches in our security or in the security of third-party service providers, whether malicious in nature or through inadvertent transmittal or other loss of data, could potentially jeopardize our, our employees’ or our fund investors’ or counterparties’ confidential, proprietary and other information processed and stored in, and transmitted through, our computer systems and networks. Breaches could also potentially cause interruptions or malfunctions in our, our employees’, our fund investors’, our counterparties’ or third parties’ business and operations, which could result in significant financial losses, increased costs, liability to our fund investors and other counterparties, regulatory intervention and reputational damage. Furthermore, if we fail to comply with the relevant laws and regulations or fail to provide the appropriate regulatory or other notifications of breach in a timely matter, it could result in regulatory investigations and penalties, which could lead to negative publicity and reputational harm and may cause our fund investors and clients to lose confidence in the effectiveness of our security measures and Blackstone more generally.

Our funds’ portfolio companies also rely on data processing systems and the secure processing, storage and transmission of information, including payment and health information, which in some instances are provided by third parties. A disruption or compromise of these systems could have a material adverse effect on the value of these businesses. Our funds may invest in strategic assets having a national or regional profile or in infrastructure, the nature of which could expose them to a greater risk of being subject to a terrorist attack or a security breach than other assets or businesses. Such an event may have material adverse consequences on our investment or assets of the same type or may require portfolio companies to increase preventative security measures or expand insurance coverage.

Our and our funds’ portfolio companies’ technology platforms, data and intellectual property are also subject to a heightened risk of theft or compromise to the extent we or our funds’ portfolio companies engage in operations outside the United States, in particular in those jurisdictions that do not have comparable levels of protection of proprietary information and assets such as intellectual property, trademarks, trade secrets, know-

how and customer information and records. In addition, we and our funds' portfolio companies may be required to compromise protections or forego rights to technology, data and intellectual property in order to operate in or access markets in a foreign jurisdiction. Any such direct or indirect compromise of these assets could have a material adverse impact on us and our funds' portfolio companies.

***Rapidly developing and changing global data security and privacy laws and regulations could increase compliance costs and subject us to enforcement risks and reputational damage.***

We and our funds' portfolio companies are subject to various risks and costs associated with the collection, storage, transmission and other processing of personal data. This personal data is wide ranging and relates to our investors, employees, contractors and other counterparties and third parties. Any inability, or perceived inability, by us to adequately address privacy concerns, or comply with applicable privacy laws, regulations, policies, industry standards, or related contractual obligations, even if unfounded, could result in regulatory and third-party liability, increased costs, disruptions to business and operations, and reputational damage. Furthermore, any such inability or perceived inability of our funds' portfolio companies, even if unfounded, could result in reputational damage to us.

Data security and privacy compliance obligations to which we are subject impose compliance costs on us, which could increase significantly as laws and regulations evolve globally. Our compliance obligations include those relating to U.S. laws and regulations, including, without limitation, state regulations such as the CPRA, which provides for enhanced consumer protections for California residents, a private right of action for data breaches and statutory fines and damages for data breaches or other California Consumer Privacy Act ("CCPA") violations, as well as a requirement of "reasonable" cybersecurity. At the U.S. federal level, the SEC has adopted amendments to Regulation S-P that will take effect in 2025. These amendments impose operationally challenging notification requirements and deadlines and obligations to implement written policies and procedures to govern oversight of service providers that will likely increase associated compliance costs.

Our compliance obligations also include those relating to foreign data collection and privacy laws, including, for example, the GDPR and U.K. Data Protection Act, as well as laws in many other jurisdictions globally, including Switzerland, Japan, Hong Kong, Singapore, India, China, Australia, Canada and Brazil. Global laws in this area are rapidly increasing in the scale and depth of their requirements, and are also often extra-territorial in nature. In addition, a wide range of regulators and private actors are seeking to enforce these laws across regions and borders. Furthermore, we frequently have privacy compliance requirements as a result of our contractual obligations with counterparties. These legal, regulatory and contractual obligations heighten our data protection and privacy obligations in the ordinary course of conducting our business in the U.S. and internationally.

Any inability, or perceived inability, by us or our funds' portfolio companies to adequately address data protection or privacy concerns, or comply with applicable laws, regulations, policies, industry standards and guidance, contractual obligations, or other legal obligations, even if unfounded, could result in significant legal, regulatory and third-party liability, increased costs, disruption of our and our funds' portfolio companies' business and operations, and a loss of client (including investor) confidence and other reputational damage. Many regulators have indicated an intention to take more aggressive enforcement actions regarding data privacy matters, and private litigation resulting from such matters is increasing and resulting in progressively larger judgments and settlements. Specifically, the SEC's stated examination priorities include an intended focus on adviser's policies and procedures, internal controls, oversight of third-party vendors and governance practices as it pertains to the safeguarding of customer records. Furthermore, as new data protection and privacy-related laws and regulations are implemented, the time and resources needed for us and our funds' portfolio companies to comply with such laws and regulations continues to increase and become a significant compliance workstream.

***Technological developments in artificial intelligence could disrupt the markets in which we operate and subject us to increased competition, legal and regulatory risks and compliance costs.***

Technological developments in artificial intelligence, including machine learning technology and generative artificial intelligence (collectively, “AI Technologies”) and their current and potential future applications, including in the private investment and financial sectors, as well as the legal and regulatory frameworks within which they operate, are rapidly evolving. The full extent of current or future risks related thereto is not possible to predict and we may not be able to anticipate, prevent, mitigate or remediate all of the potential risks, challenges or impacts of such changes. AI Technologies could significantly disrupt the business models, investment strategies, operational processes, and markets in which we operate and subject us to increased competition, legal and regulatory risks and compliance costs, which could have a material adverse effect on our business, financial condition and results of operations. Advancements in computing and AI Technologies, including efficiency improvements, without related increases in the adoption and development of such technologies, could also negatively impact demand for, and the valuation of, digital infrastructure assets, a sector to which certain of our investment strategies have significant exposure.

Through our use of AI technologies, we avail ourselves of the potential benefits, insights and efficiencies resulting from these technologies. For example, our employees can utilize internal generative AI-powered applications to help summarize, search or translate documents or gather information on a wide variety of topics. However, these technologies also present a number of potential risks that cannot be fully mitigated. If the data we, or third parties whose services we rely on, use in connection with the possible development or deployment of AI Technologies is incomplete, inadequate or biased in some way, the performance of our products, services, and businesses could suffer. Data in models that AI Technologies utilize are likely to contain a degree of inaccuracy and error, which could result in flawed algorithms. This could reduce the effectiveness of AI Technologies and adversely impact us and our operations to the extent we rely on the work product of such AI Technologies in such operations. The volume and reliance on data and algorithms also make AI Technologies, and in turn us and our portfolio companies and investments, more susceptible to cybersecurity threats, including the compromise of underlying models, training data, or other intellectual property. We, our funds, our portfolio companies and our funds’ investments could be exposed to risks to the extent third-party service providers, or any counterparties use AI Technologies in their business activities. There is also a risk that AI Technologies may be misused or misappropriated by our employees and/or third parties engaged by us. For example, a user may input confidential information, including material non-public information or personal identifiable information, into AI Technology applications, resulting in such information becoming part of a dataset that is accessible by third-party AI Technology applications and users, including our competitors. Such actions could subject us to legal and regulatory investigations and/or actions. In addition, we may not be able to control how third-party AI Technologies that we choose to use are developed or maintained, or how data we input is used or disclosed, even where we have sought contractual protections with respect to these matters. We may be subject to legal and regulatory investigations and/or actions related to our use of AI Technologies, including as related to alleged misuse or misappropriation of our data. This could also have an adverse impact on our reputation. We may also communicate externally regarding AI Technology-related initiatives, including our development and use of AI Technologies, which subjects us to the risk of being accused of making inaccurate or misleading statements regarding our ability to avail ourselves of the potential benefits of AI Technology.

Regulations related to AI Technologies may also impose on us certain obligations and costs related to monitoring and compliance. For example, in April 2023, the Federal Trade Commission, U.S. Department of Justice, Consumer Financial Protection Bureau, and U.S. Equal Employment Opportunity Commission released a joint statement on artificial intelligence demonstrating interest in monitoring the development and use of automated systems and enforcement of their respective laws and regulations. In October 2023, an executive order established new standards for AI safety and security. In addition to the U.S. regulatory framework, in 2024, the EU adopted the Artificial Intelligence Act in 2024, which applies to certain AI Technologies and the data used to train, test and deploy them, which may create additional compliance burdens, higher administrative costs and significant penalties should we fail to comply.

***Extensive regulation of our businesses affects our activities and creates the potential for significant liabilities and penalties. The possibility of increased regulatory focus could result in additional burdens on our business.***

Our business is subject to extensive regulation, including periodic examinations, inquiries and investigations, by governmental agencies and self-regulatory organizations in the jurisdictions in which we operate around the world. These authorities have regulatory powers dealing with many aspects of financial services, including the authority to grant, and in specific circumstances to cancel, permissions to carry on particular activities. Many of these regulators, including U.S. and foreign government agencies and self-regulatory organizations, as well as state securities commissions in the United States, are also empowered to conduct examinations, inquiries, investigations and administrative proceedings that can result in fines, suspensions of personnel, changes in policies, procedures or disclosure or other sanctions, including censure, the issuance of cease-and-desist orders, the suspension or expulsion of a broker-dealer or investment adviser from registration or memberships or the commencement of a civil or criminal lawsuit against us or our personnel.

The financial services industry in recent years has been the subject of heightened scrutiny, and the SEC has specifically focused on private equity and the private funds industry. In that connection, in recent years the SEC's stated examination priorities and published observations from examinations have included, among other things, private equity firms' collection of fees and allocation of expenses, their marketing and valuation practices, allocation of investment opportunities, investor side letter terms, consistency of firms' practices with disclosures, handling of material non-public information and insider trading, disclosures of investment risk, conflicts of interest, adherence to notice, consent and other contractual requirements regarding limited partnership advisory committees, fiduciary standards of conduct, financial technologies, and compliance with the SEC's recently adopted rules, including those referenced herein.

In recent years, the SEC has proposed, and in some instances, adopted, a number of rules related to private funds and private fund advisors that impact our business and operations. For example, the SEC (in May 2023) and the SEC and CFTC jointly (in February 2024) adopted changes to Form PF, a confidential form relating to reporting by private fund advisers and intended to be used by the Financial Stability Oversight Counsel ("FSOC") for systemic risk oversight purposes, that expand existing reporting obligations. Such increased obligations may increase our costs, including if we are required to spend more time, hire additional personnel, or buy new technology to comply effectively.

The SEC has also proposed several other rules that may impact our operations. For example, an October 2022 SEC proposal would, if adopted, impose substantial obligations on registered investment advisers to conduct initial due diligence and ongoing monitoring of a broad universe of service providers that we may use in our investment advisory business. If adopted, these new rules could significantly increase compliance burdens and associated regulatory costs and complexity for us and enhance the risk of regulatory action, which could adversely impact our reputation and our fundraising efforts, including as a result of regulatory sanctions. Moreover, in February 2023, the SEC proposed extensive amendments to the custody rule for SEC-registered investment advisers which would apply to all assets of an advisory client, including real estate and other assets that generally are not considered securities under the federal securities laws. If adopted, the amendments would require, among other things, that qualified custodians maintain possession of and control of assets of advisory clients and participate in or effectuate any changes of such assets' beneficial ownership. There is a lack of clarity as to whether all assets held by Blackstone's advisory clients can be custodied in a manner that satisfies the proposed rule or whether existing qualified custodians will provide custodial services for such assets at a reasonable cost or at all. If adopted, these amendments could expose our registered investment advisers to additional regulatory liability, increase compliance costs and impose limitations on our investing activities. Whether such proposed rules will ultimately be adopted, or, if adopted, what the full extent of their impact would be is unclear. The general anticipation is that, if adopted, these proposed rules will increase regulatory and compliance costs, place burdens on our resources, including the time and attention of our personnel, and heighten the risk of regulatory action.



We regularly are subject to requests for information, inquiries and informal or formal investigations by the SEC and other regulatory authorities, with which we routinely cooperate, and which have included review of historical practices that were previously examined. Such investigations have previously and may in the future result in penalties and other sanctions. SEC actions and initiatives can have an adverse effect on our financial results, including as a result of the imposition of a sanction, a limitation on our or our personnel's activities, or changing our historic practices. Even if an investigation or proceeding did not result in a sanction, or the sanction imposed against us or our personnel by a regulator were small in monetary amount, the adverse publicity relating to the investigation, proceeding or imposition of these sanctions could harm our reputation and cause us to lose existing clients or fail to gain new clients. In addition, certain states and other regulatory authorities have required investment managers to register as lobbyists, and we have registered as such in a number of jurisdictions. Other states or municipalities may consider similar legislation or adopt regulations or procedures with similar effect. These registration requirements impose significant compliance obligations on registered lobbyists and their employers, which may include annual registration fees, periodic disclosure reports and internal recordkeeping.

***We are subject to increasing scrutiny from regulators, elected officials, stockholders, investors and other stakeholders with respect to sustainability matters, which may adversely impact our ability to raise capital from certain investors, constrain capital deployment opportunities for our funds and harm our brand and reputation.***

We, our funds and their portfolio companies are subject to increasing scrutiny from regulators, elected officials, stockholders, investors and other stakeholders with respect to sustainability matters. In recent years, alternative asset managers have become subject to competing demands from different investors and other stakeholder groups with divergent views on sustainability matters, including the role of such matters in the investment process. Certain investors, including public pension funds, have placed increasing importance on the impacts of investments made by the private funds to which they commit capital, including with respect to climate change, among other aspects of sustainability. At times, investors, including public pension funds, have limited participation in certain investment opportunities, such as hydrocarbons, and/or conditioned future capital commitments to certain funds on the implementation of screens or other sector-specific investment guidelines. Conversely, certain investors have raised concerns as to whether the incorporation of sustainability factors in the investment and portfolio management process may be inconsistent with the fiduciary duty to maximize return for investors, or may result in the subordination of the interests of investors based solely or in part on sustainability considerations. Investors, including public pension funds, which represent a significant portion of our funds' investor bases, may decide to withdraw previously committed capital (where such withdrawal is permitted) or not commit capital to future fundraises based on their assessment of how we approach and consider the sustainability cost of investments and whether the return-driven objectives of our funds align with their sustainability priorities. This divergence increases the risk that any action or lack thereof with respect to sustainability matters will be perceived negatively by at least some stakeholders and adversely impact our reputation and business. If we do not successfully manage sustainability-related expectations across the varied interests of our stakeholders, including existing or potential investors, our ability to access and deploy capital may be adversely impacted. In addition, a failure to successfully manage sustainability-related expectations may negatively impact our reputation and erode stakeholder trust.

Certain investors also have begun to request or require data from their asset managers and/or use third-party benchmarks and ratings to allow them to monitor the sustainability impact of their investments. Regulatory initiatives to require investors to make disclosures to their stakeholders regarding sustainability matters have become increasingly common in certain jurisdictions, which may further increase the number and type of investors who place importance on these issues and who demand certain types of reporting from us or our funds. In addition, government authorities of certain U.S. states have requested information from and scrutinized certain asset managers with respect to whether such managers have adopted sustainability policies that would restrict

such asset managers from investing in certain industries or sectors, such as conventional energy. These authorities have indicated that such asset managers may lose opportunities to manage money belonging to these states and their pension funds to the extent the asset managers boycott certain industries. This may impair our ability to access capital from certain investors, and we may in turn not be able to maintain or increase the size of our funds or raise sufficient capital for new funds, which may adversely impact our revenues.

There has been increased regulatory focus on sustainability-related practices by investment managers and the accuracy of statements made regarding such practices, including whether such statements are inaccurate or misleading, either because they overstate (often referred to as “greenwashing”) or understate the extent to which such investment managers are engaging in sustainability-related practices. The SEC has commenced enforcement actions against several investment advisers relating to sustainability disclosures and policies and procedures failures. Any perception or accusation that we are overstating, or, conversely, understating our engagement in sustainability-related practices could damage our reputation, result in litigation or regulatory actions, and adversely impact our ability to raise capital and attract new investors. Outside of the United States, the European regulatory environment for alternative investment fund managers and financial services firms continues to evolve and increase in complexity, making compliance more costly and time-consuming. See “—Climate change, climate and sustainability-related regulation and sustainability concerns could adversely affect our business and the operations of our funds’ portfolio companies, and any actions we take or fail to take in response to such matters could damage our reputation.”

We may also communicate certain initiatives regarding environmental, human capital management, and other sustainability-related matters in our SEC filings or in other disclosures by us or our funds. These initiatives could be difficult and expensive to implement, the personnel, processes and technologies needed to implement them may not be cost effective and may not advance at a sufficient pace, and we may not be able to accomplish them within the timelines we announce or at all. We could, for example, determine that it is not feasible or practical to implement or complete certain of such initiatives based on cost, timing or other considerations.

Furthermore, we could be criticized for the accuracy, adequacy or completeness of the disclosure related to our or our funds’ sustainability-related policies, practices and initiatives (and progress on those initiatives), which disclosure may be based on frameworks and standards for measuring progress that are still developing, internal controls and processes that continue to evolve, and assumptions that are subject to change in the future. In addition, we could be criticized for the scope or nature of such initiatives, or for any revisions to these initiatives. Further, as part of our sustainability practices, we rely from time to time on third-party data, services and methodologies and such services, data and methodologies could prove to be incomplete or inaccurate. If our or such third parties’ sustainability-related data, processes or reporting are incomplete or inaccurate, or if we fail to achieve progress on a timely basis, or at all, we may be subject to enforcement action and our reputation could be adversely affected, particularly if in connection with such matters we were to be accused of greenwashing.

***Climate change, climate and sustainability-related regulation and sustainability concerns could adversely affect our businesses and the operations of our funds’ portfolio companies, and any actions we take or fail to take in response to such matters could damage our reputation.***

We, our funds and our funds’ portfolio companies face risks associated with climate change including risks related to the impact of climate- and sustainability-related legislation and regulation (both domestically and internationally), risks related to business trends related to climate change and technology (such as the process of transitioning to a lower-carbon economy), and risks stemming from the physical impacts of climate change.

Climate and sustainability-related regulations or interpretations of existing laws may result in enhanced disclosure obligations, which could negatively affect us, our funds and our funds’ portfolio companies and materially increase the regulatory burden and cost of compliance. For example, in recent years the EU has adopted the Corporate Sustainability Reporting Directive (“CSRD”), the Sustainable Finance Disclosure Regulation (“SFDR”)

and its corresponding Taxonomy Regulation, and the Corporate Sustainability Due Diligence Directive (“CSDDD”), while the U.K. has published final rules for its Sustainability Disclosure Requirements and investment labels regime (“SDR”). In June 2024, BELL began reporting certain U.K.-law required climate-related financial information in line with the Task Force on Climate-Related Financial Disclosure’s recommendations. Several U.S. states are also at various stages of seeking to regulate climate-related disclosures. For example, California has enacted, and legislators in New York have introduced, climate disclosure laws that could require us to report on, among other matters, greenhouse gas emissions and climate-related risks. These frameworks have detailed disclosure requirements that would impact us and/or certain of our funds and may conflict with certain of our other regulatory obligations, such as limitations on general solicitation for private funds. As a consequence, we may be unable to fully comply with some requirements of these new regimes, which could result in regulatory actions against us. In addition, the current U.S. Presidential administration or the U.S. Congress may seek to modify policies or regulations of the prior administration, including limitations on coal and gas electric generation, mining and/or exploration, as well as various tax incentives under the Inflation Reduction Act intended to spur clean energy investment. While certain of our funds’ portfolio companies and investments may benefit from such policies, certain other portfolio companies and investments focused on renewables or other forms of “green energy” may be adversely impacted.

Moreover, collecting, measuring and reporting the information and metrics required under various existing regulations has imposed administrative burden and increased cost on us. Such burden and cost are likely to increase if new or proposed regulations are enacted, particularly if the requirements imposed on us by various regulations lack harmonization on a global basis. We may also communicate certain climate-related initiatives, commitments and goals in our SEC filings or in other disclosures, which subjects us to additional risks, including the risk of being accused of greenwashing.

Certain of our funds’ portfolio companies operate in sectors that could face transition risk. For certain of our funds’ portfolio companies, business trends related to climate change may require capital expenditures, product or service redesigns, and changes to operations and supply chains to meet changing customer expectations. While this can create opportunities, not addressing these changed expectations could create business risks for portfolio companies, which could negatively impact the value of such companies and the returns in our funds. For example, significant chronic or acute physical effects of climate change, including extreme weather events such as hurricanes, floods, or wildfires, can have an adverse impact on certain of our funds’ portfolio companies and investments, especially our real asset investments and portfolio companies that rely on physical factories, plants, stores or other assets located in the affected areas, or that focus on tourism or recreational travel. As the effects of climate change increase, we expect the frequency and impact of weather- and climate-related events and conditions to increase as well.

In addition, our reputation and fundraising may be harmed if certain stakeholders, such as our limited partners or stockholders, believe that we are not adequately or appropriately responding to climate change or, conversely, are focusing on climate change in a way that is inconsistent with our fiduciary duty obligations, including through the way in which we operate our business, the composition of our funds’ existing portfolios, the new investments made by our funds, or the decisions we make to continue to conduct or change our activities in response to climate change considerations. Moreover, we face business trends related to climate change risks, such as, for example, the increased attention to sustainability considerations by our fund investors, including in connection with their determination of whether to invest in our funds. See “—We are subject to increasing scrutiny from regulators, elected officials, stockholders, investors and other stakeholders with respect to sustainability matters, which may adversely impact our ability to raise capital from certain investors, constrain capital deployment opportunities for our funds and harm our brand and reputation.”

***Financial regulatory changes in the United States could adversely affect our business.***

The financial services industry continues to be the subject of heightened regulatory scrutiny in the United States. There has been active debate over the appropriate extent of regulation and oversight of private investment funds and their managers. Our business may be adversely affected by new or revised regulations imposed by the SEC or other U.S. governmental regulatory authorities or self-regulatory organizations that supervise the financial markets. Our business also may be adversely affected by changes in the interpretation or enforcement of existing laws and regulations by these governmental authorities and self-regulatory organizations. Further, new regulations or interpretations of existing laws may result in enhanced disclosure obligations, including with respect to climate matters, which could materially increase the regulatory burden imposed on us, our funds or our funds' portfolio companies.

The Dodd-Frank Wall Street Reform and Consumer Protection Act (the "Dodd-Frank Act"), enacted in July 2010, imposed significant changes on almost every aspect of the U.S. financial services industry, including aspects of our business. The Dodd-Frank Act created the FSOC, an interagency body charged with identifying and monitoring systemic risk to financial markets. The FSOC can designate certain financial companies as nonbank financial companies subject to supervision by the Board of Governors of the Federal Reserve System (the "Federal Reserve Board"). If we were to be designated as such by the FSOC, or if any of our business activities were to be identified by the FSOC as warranting enhanced regulation or supervision by certain regulators, we could be subject to a materially greater regulatory burden. This could adversely impact our compliance and other costs, the implementation of certain of our investment strategies and our profitability. Under the Dodd-Frank Act, whistleblowers who voluntarily provide original information to the SEC can receive compensation and protection, including payment equal to between 10% and 30% of certain monetary sanctions imposed in a successful government action resulting from the information provided by the whistleblower.

Whistleblower claims have increased significantly since the enactment of these provisions and in the 2023 fiscal year the SEC awarded approximately \$600 million to 68 individuals. Addressing such claims could generate significant expenses and take up significant management time for us and our funds' portfolio companies, even if such claims are frivolous or without merit.

Rule 206(4)-5 under the Advisers Act regulates "pay to play" practices by investment advisers involving campaign contributions and other payments to elected state and local officials who have the ability to, directly or indirectly, influence the hiring of an investment adviser by a government entity. The rule prohibits investment advisers from providing advisory services for compensation to a government plan investor for two years, subject to limited exceptions, after the investment adviser, its senior executives or certain other "covered associates" make a disqualifying political contribution or payment to any such government official. There have also been similar rules on at the state level. Any failure on our part to comply with such rules could result in enforcement action, expose us to significant penalties and reputational damage and disqualify us from relying on private offering securities exemptions pursuant to which we raise a material portion of our investor capital.

The SEC has adopted "Regulation Best Interest," which imposes a "best interest" standard of care for broker-dealers when recommending certain securities transactions to a customer. Regulation Best Interest requires such broker-dealers to evaluate available alternatives, including those that may have lower expenses and/or lower investment risk than our investment funds. The continued regulatory focus on Regulation Best Interest may negatively impact whether certain broker-dealers and their associated persons are willing to recommend investment products, including certain of our funds, to retail customers, which may adversely impact our ability to distribute our products to certain investors. Furthermore, the U.S. Department of Labor as well as several states have proposed regulations or taken other actions pertaining to conduct standards for investment advisers and broker-dealers that may result in additional requirements related to our business. Additionally, the SEC has instituted and settled multiple actions against investment advisers for violating its 2022 amended marketing rule, which imposed more prescriptive requirements on fund marketing.

***The potential for governmental policy and/or legislative changes and regulatory reform may create regulatory uncertainty for our investment strategies, may make it more difficult to operate our business, and may adversely affect the profitability of our funds' portfolio companies.***

Governmental policy and/or legislative changes and regulatory reform could make it more difficult for us to operate our business, including by impeding fundraising or making certain investments or investment strategies unattractive or less profitable. In addition, our ability to identify business and other risks associated with new investments depends in part on our ability to anticipate and accurately assess regulatory, legislative and other changes that may have a material impact on our funds' investments. Anticipating policy changes and reforms may be particularly difficult during periods of heightened partisanship at the federal, state and local levels, including due to the divisiveness surrounding populist movements, political disputes and socioeconomic issues. The failure to accurately anticipate the possible outcome of such changes and/or reforms could have a material adverse effect on the returns generated from our funds' investments and our revenues.

In recent years, there has been increased regulatory enforcement activity and rulemaking impacting the financial services industry. Under the prior U.S. administration and at the SEC and certain other regulatory bodies, policy changes could impose additional costs on us or our funds' investments, require significant attention of senior management or result in limitations on the manner in which we or the companies in which we invest conduct business. We cannot predict at this time whether and the extent to which the current U.S. Presidential administration and newly-appointed senior officials at the SEC and other federal agencies will pursue these or other policy changes. Such changes or reforms may include, without limitation:

- There has been recurring consideration amongst regulators and intergovernmental institutions regarding the role of nonbank institutions in providing credit and, particularly, so-called "shadow banking," a term generally taken to refer to financial intermediation involving entities and activities outside the regulated banking system. Federal regulatory bodies, such as the FSOC, and international organizations, such as the Financial Stability Board, regularly assess financial stability-related risks associated with, among other things, nonbank lending and certain types of open-end funds. At this time, whether any rules or regulations related thereto will be proposed is unclear. If nonbank financial intermediation became subject to regulations or oversight standards similar to those applicable to traditional banks, certain of our business activities, including nonbank lending, would be adversely affected and the regulatory burden on us would materially increase, which could adversely impact the implementation of our investment strategy and our returns.
- In the United States, FSOC has the authority to designate nonbank financial companies as systemically important financial institutions ("SIFIs") subject to supervision by the Federal Reserve Board. Currently, there are no nonbank financial companies with a nonbank SIFI designation. The FSOC has, however, designated certain nonbank financial companies as SIFIs in the past, and additional nonbank financial companies, which may include large asset management companies such as us, may be designated as SIFIs in the future. In November 2023, FSOC adopted amendments to its guidance regarding procedures for designating nonbank financial companies as SIFIs which eliminated the prior guidance's prioritization of an "activities-based" approach for identifying, assessing and addressing potential risks to financial stability. Under the previous guidance's "activities-based" approach, FSOC indicated that it would primarily focus on regulating activities that pose systemic risk rather than focusing on individual firm-specific determinations. The elimination of an "activities-based" approach over designation of an individual firm as a nonbank SIFI may increase the likelihood of FSOC designating one or more firms as a nonbank SIFI. If we were designated as a nonbank SIFI, including as a result of our asset management or nonbank lending activities, we could become subject to direct supervision by the Federal Reserve Board, and could become subject to enhanced prudential, capital, supervisory and other requirements, such as risk-based capital requirements, leverage limits, liquidity requirements, resolution plan and credit exposure report requirements, concentration limits, a contingent capital requirement, enhanced public

disclosures, short-term debt limits and overall risk management requirements. Requirements such as these, which were designed to regulate banking institutions, would likely need to be modified to be applicable to an asset manager, although no proposals have been made indicating how such measures would be adapted for asset managers.

In addition, future reviews by the FSOC of nonbank financial companies for designation as SIFIs may focus on other types of products and activities, such as nonbank lending activities conducted by certain of our businesses. If any of our activities were identified by the FSOC as posing potential risks to U.S. financial stability, such activities could be subject to modified or enhanced regulation or supervision by U.S. regulators with jurisdiction over such activities, although no proposals have been made indicating how such measures would be applied to any such identified activities.

***Trade negotiations and related government actions may create regulatory uncertainty for our funds' portfolio companies and our investment strategies and adversely affect the profitability of our funds' portfolio companies.***

In recent years, the U.S. government has indicated its intent to alter its approach to international trade policy and in some cases to renegotiate, or potentially terminate, certain existing bilateral or multi-lateral trade agreements and treaties with foreign countries, and has made proposals and taken actions related thereto. For example, the U.S. government has imposed, and may in the future further increase, tariffs on certain foreign goods, including from China, such as steel and aluminum. Some foreign governments, including China, have instituted retaliatory tariffs on certain U.S. goods. Most recently, the current U.S. Presidential administration has imposed or sought to impose significant increases to tariffs on goods imported into the U.S., including from China, Canada and Mexico. While the U.S. has reached an agreement with each of Canada and Mexico to delay the imposition of such tariffs until early March 2025, the administration has indicated intent to reinstate them. Tariffs on goods imported from China took effect in February 2025, and the administration has stated plans to increase such tariffs further. Tariffs on goods imported from China, and to the extent reinstated, from Canada and Mexico could further increase costs, decrease margins, reduce the competitiveness of products and services offered by current and future portfolio companies. This could materially adversely affect the revenues and profitability of select companies whose businesses rely on goods imported from countries that are subject to significant tariffs. Further governmental actions related to the imposition of tariffs or other trade barriers or changes to international trade agreements or policies in respect of other jurisdictions could also have a similar adverse impact.

The U.S. has also implemented a number of economic sanctions programs and export controls that specifically target Chinese entities and nationals on national security grounds, including, for example, with respect to China's response to political demonstrations in Hong Kong and China's conduct concerning the treatment of Uyghurs and other ethnic minorities in its Xinjiang province. Moreover, the U.S. has implemented additional sanctions against entities participating in China's military industrial complex and providing support to the country's military, intelligence, and surveillance apparatuses. These sanctions impose certain restrictions on U.S. persons and entities buying or selling publicly traded securities of these designated entities. Further escalation of the "trade war" between the U.S. and China, the countries' inability to reach further trade agreements, or the continued use of reciprocal sanctions by each country, may negatively impact opportunities for investment as well as the rate of global growth, particularly in China, which has and continues to exhibit signs of slowing growth. Such slowing growth could adversely affect the revenues and profitability of our funds' portfolio companies.

There is uncertainty as to further actions that may be taken under the current U.S. Presidential administration with respect to U.S. trade policy, including with respect to the proposed tariffs on goods from Canada and Mexico. See "—Laws and regulations on foreign direct investment applicable to us and our funds' portfolio companies, both within and outside the U.S, may make it more difficult for us to deploy capital in certain jurisdictions or to sell assets to certain buyers."

***Our provision of products and services to insurance companies subjects us to a variety of risks and uncertainties.***

We have increasingly undertaken initiatives to deliver to insurance companies customizable and diversified portfolios of Blackstone products and strategies across asset classes, including investment grade and non-investment grade credit, with a focus on corporate, asset based and private credit. Our insurance initiatives include partial or full management of insurance companies' general account or reinsurance assets. This strategy has in recent years contributed to meaningful growth in our Assets Under Management, including in Perpetual Capital Assets Under Management. BXCI's insurance platform currently manages assets for a number of insurance companies and certain of their respective affiliates pursuant to several investment management agreements. Our insurance platform also manages or sub-manages assets for certain insurance-dedicated funds and special purpose vehicles, and has developed, and may continue to develop, other capital-efficient products for insurance companies.

The continued success of our insurance platform will depend in large part on further developing investment partnerships with insurance company clients and maintaining existing asset management arrangements, including those described above. If we fail to deliver or originate high-quality, high-performing products, strategies or assets that help our insurance company clients meet long-term policyholder obligations, we may not be successful in retaining existing investment partnerships, developing new investment partnerships or originating or selling capital-efficient assets or products. Such failure may have a material adverse effect on our business, results and financial condition.

The U.S. and non-U.S. insurance industries are subject to significant regulatory oversight. Regulatory authorities in many relevant jurisdictions have broad regulatory (including through certain regulatory support organizations), administrative, and in some cases discretionary, authority with respect to insurance companies and/or their investment advisors, which may include, among other things, the investments insurance companies may acquire and hold, marketing practices, affiliate transactions, reserve requirements and capital adequacy. These requirements are primarily concerned with the protection of policyholders, and regulatory authorities often have wide discretion in applying the relevant restrictions and regulations to insurance companies, which may indirectly affect us. We may be the target or subject of, or may have indemnification obligations related to, litigation (including class action litigation by policyholders), enforcement investigations or regulatory scrutiny. Regulators and other authorities generally have the power to bring administrative or judicial proceedings against insurance companies, which could result in, among other things, suspension or revocation of licenses, cease-and-desist orders, fines, civil penalties, criminal penalties or other disciplinary action. To the extent we are involved in such regulatory actions, our reputation could be harmed, we may become liable for indemnification obligations and we could potentially be subject to enforcement actions, fines and penalties.

Recently, insurance regulatory authorities and regulatory support organizations have increased scrutiny of private equity's involvement in the insurance industry, including with respect to the ownership by such managers or their affiliated funds of, and the management of assets on behalf of, insurance companies. For example, insurance regulators, including the National Association of Insurance Commissioners ("NAIC"), the U.S. standard-setting and regulatory support organization for the insurance industry, have increasingly focused on the terms and structure of investment management agreements. This has included focus on whether such agreements are at arms' length, establish a control relationship with the insurance company, grant the asset manager excessive authority or oversight over the investment strategy of the insurance company or provide for management fees that are not fair and reasonable or termination provisions that make it difficult or costly for the insurer to terminate the agreement. Non-U.S. regulators (including in Europe, Asia-Pacific, Bermuda and the Cayman Islands, among others) and the International Association of Insurance Supervisors, an international insurance standard-setting organization comprised of over 200 jurisdictions, have similarly focused on each of these topics.

Regulators have also increasingly focused on the risk profile of certain investments held by insurance companies (including, without limitation, all or certain tranches of collateralized loan obligations and other structured securities), appropriateness of investment ratings and potential conflicts of interest, including affiliated investments, and potential misalignment of incentives and any potential risks from these and other aspects of an insurance company's relationship with alternative asset managers that may impact the insurance company's risk profile. This enhanced scrutiny may increase the risk of regulatory actions against us and could result in new or amended regulations that limit our ability, or make it more burdensome or costly, to enter into new investment management agreements with insurance companies and thereby grow our insurance strategy. Some of the arrangements we have or will develop with insurance companies involve complex U.S. and non-U.S. tax structures for which no clear precedent or authority may be available. Such structures may be subject to potential regulatory, legislative, judicial or administrative change or scrutiny and differing interpretations and any adverse regulatory, legislative, judicial or administrative changes, scrutiny or interpretations may result in substantial costs to insurance companies or us.

Insurance company investment portfolios are often subject to internal and regulatory requirements governing the categories and ratings of investment products and assets they may acquire and hold. Many of the investment products and strategies we originate or develop for, or other assets or investments we include in, insurance company portfolios will be rated and a ratings downgrade or any other negative action by a rating agency or the NAIC's Securities Valuation Office ("SVO"), as applicable, with respect to such products, assets or investments could make them less attractive and limit our ability to offer such products to, or invest or deploy capital on behalf of, insurers. Furthermore, insurance companies are subject to certain minimum capital and surplus requirements that vary by the jurisdiction where the insurance company is domiciled and are generally subject to change over time (as discussed in more detail below). In the United States, our insurance company clients are subject to risk-based capital ("RBC") standards and other minimum capital and surplus requirements imposed by state laws. The RBC standards are based upon the Risk-Based Capital for Insurers Model Act promulgated by the NAIC, as adopted by applicable clients' insurance regulators. Our Bermuda insurance company clients are subject to Bermuda Solvency Capital Requirements standards and other minimum capital and surplus requirements imposed by the Bermuda Monetary Authority.

New statutory accounting guidance or changes or clarifications in interpretations of existing guidance may adversely impact our ability to originate, or invest in, appropriate assets on behalf of our insurance company clients or cause our clients to increase their required capital in respect of such assets, thus making such assets less attractive to insurers, which may adversely affect our business. Certain proposals or exposure drafts released by insurance regulatory authorities, including the NAIC or the SVO, may result in changes to the risk-based capital treatment and/or ratings or re-ratings processes of certain assets or investments that are, or may be, held by our insurance company clients. For example, in 2024, the NAIC increased the applicable capital charge of residual tranches or equity securities of asset-based securitizations from 30% to 45% in respect of life insurers. This increase in the applicable RBC charge of such assets could potentially make such assets or investments less attractive to insurers and limit our ability to originate, or invest in, such assets on behalf of insurers.

***We rely on complex exemptions from statutes in conducting our asset management activities.***

We regularly rely on exemptions from various requirements of the U.S. Securities Act of 1933, as amended (the "Securities Act"), the Exchange Act, the 1940 Act, the Commodity Exchange Act and the U.S. Employee Retirement Income Security Act of 1974, as amended, in conducting our asset management activities. These exemptions are sometimes highly complex and may in certain circumstances depend on compliance by third parties whom we do not control. These exemptions may become unavailable to us for a variety of reasons, including, for example, if we or certain "covered persons" were to become the subject of a criminal, regulatory or court order or other "disqualifying event" under Rule 506 of Regulation D under the Securities Act that were not otherwise waived. If for any reason these exemptions were to become unavailable to us, we could become subject to regulatory action or third-party claims and our business could be materially and adversely affected.



***Complex regulatory regimes and potential regulatory changes in jurisdictions outside the United States could adversely affect our business.***

Similar to the United States, our business and operations in the jurisdictions outside the United States, in particular Europe, are subject to extensive laws and regulation. Governmental regulators and other authorities in Europe have proposed or implemented a number of initiatives, rules and regulations that could adversely affect our business, including by imposing additional compliance and administrative burdens and increasing the costs of doing business in such jurisdictions. Increasingly, the rules and regulations in the financial sector in Europe are becoming more prescriptive. Rules and regulations in other jurisdictions are often informed by key features of U.S. and European rules and regulations and, as a result, our businesses in all jurisdictions, including across Asia, may become subject to increased regulation in the future.

In Europe, the EU Alternative Investment Fund Managers Directive (“AIFMD”) establishes a regulatory regime for alternative investment fund managers (“AIFMs”), including our AIFMs in Luxembourg and Ireland. The U.K. has “on-shored” AIFMD and therefore similar requirements continue to apply to funds marketed to U.K. investors. Changes to AIFMD, most of which will come into effect in 2026, have been adopted in the EU. These changes increase the compliance burdens on certain of our funds and require them to make changes to their operations, including, among other things, in respect of their use of leverage, which could impact the returns of such funds. In addition, the changes may restrict certain of our AIFs from marketing in EEA jurisdictions via national private placement regimes, which may impact our ability to raise capital from EEA investors.

The EU regulation on over-the-counter (“OTC”) derivative transactions, central counterparties and trade repositories (“EMIR”) requires mandatory clearing of certain OTC derivatives through central counterparties, creates additional risk mitigation requirements (including, in particular, margining requirements) in respect of certain OTC derivative transactions that are not cleared by a central counterparty, and imposes reporting and recordkeeping requirements in respect of most derivative transactions. In addition, the EU regulation on transparency of securities financing transactions (“SFTR”) requires certain mandatory reporting and disclosure in connection with certain securities financing transactions and total return swaps. Furthermore, the EU Central Securities Depositories Regulation (“CSDR”) provides for an EU-wide framework with respect to securities settlement and central securities depository and settlement services. Each of the aforementioned regulations is likely to increase the operational burden and costs associated with certain of our and our funds’ operations.

Further, in the EU, the Markets in Financial Instruments Directive 2014 (2014/65/EU) (“MiFID II”), which has also been on-shored in the U.K., requires us to comply with disclosure, transparency, reporting and record keeping obligations and enhanced obligations in relation to the receipt of investment research, best execution, product governance and marketing communications. Compliance with MiFID II has resulted in greater overall complexity, higher compliance and administration and operational costs and less overall flexibility for us. This includes increased regulatory capital and liquidity adequacy requirements for certain of our entities licensed under MiFID, as well as remuneration requirements of certain senior staff. Additional regulation around remuneration may make it harder for us to attract and retain talent, compared to competitors not subject to the same rules. Enhanced internal governance, disclosure and reporting requirements increase the costs of compliance.

Certain regulatory requirements in the EU and U.K. intended to enhance protection for retail investors and impose additional obligations on the distribution of certain products to retail investors may lead to increased costs and limit our ability to access capital from retail investors in certain jurisdictions. These include EU and U.K. rules requiring that retail investors in packaged retail investment and insurance products receive key information documents and U.K. rules enhancing duties related to distribution of financial products to retail investors. Furthermore, in May 2023, the European Commission announced its Retail Investment Strategy, which could result in new regulation that could impact our ability to offer our funds to retail investors in the EU. Data protection authorities have significant audit and investigatory powers to probe how personal data is being used and processed and breaches of these regulations can lead to significant fines, regulatory action and reputational risk. See “—

Rapidly developing and changing global data security and privacy laws and regulations could increase compliance costs and subject us to enforcement risks and reputational damage.” European regulators, including the U.K. FCA and CSSF in Luxembourg are increasing their attention on greenwashing and rapidly developing and implementing regimes focused on sustainability within the financial services sector, which could adversely affect our business and the operations of our funds’ portfolio companies in various ways. See “— Climate change, climate and sustainability-related regulation and sustainability concerns could adversely affect our business and the operations of our funds’ portfolio companies, and any actions we take or fail to take in response to such matters could damage our reputation.”

***Laws and regulations on foreign direct investment applicable to us and our funds’ portfolio companies, both within and outside the U.S., may make it more difficult for us to deploy capital in certain jurisdictions or to sell assets to certain buyers.***

A number of jurisdictions, including the U.S., have restrictions on foreign direct investment pursuant to which their respective heads of state and/or regulatory bodies have the authority to block or impose conditions with respect to certain transactions, such as investments, acquisitions and divestitures, if such transaction threatens to impair national security. In addition, many jurisdictions restrict foreign investment in assets important to national security by taking steps including, but not limited to, placing limitations on foreign equity investment, implementing investment screening or approval mechanisms, and restricting the employment of foreigners as key personnel. These U.S. and foreign laws could limit our funds’ ability to invest in certain businesses or entities or impose burdensome notification requirements, operational restrictions or delays in pursuing and consummating transactions. For example, the Committee on Foreign Investment in the United States (“CFIUS”) has the authority to review transactions that could result in potential control of, or certain types of non-controlling investments in, a U.S. business or U.S. real estate by a foreign person. In recent years, legislation has expanded the scope of CFIUS’ jurisdiction to cover more types of transactions and empower CFIUS to scrutinize more closely investments in certain transactions. CFIUS may recommend that the President block, unwind or impose conditions or terms on such transactions, certain of which may adversely affect the ability of the fund to execute on its investment strategy with respect to such transaction as well as limit our flexibility in structuring or financing certain transactions. Additionally, CFIUS or any non-U.S. equivalents thereof may seek to impose limitations on one or more such investments that may prevent us from maintaining or pursuing investment opportunities that we otherwise would have maintained or pursued, which could make it more difficult for us to deploy capital in certain of our funds.

In August 2023, an executive order established an outbound investment screening regime (the “Outbound Order”), which was intended to regulate or prohibit certain investments by U.S. persons in advanced technology sectors in jurisdictions that may be designated as a “country of concern.” In January 2025, the current U.S. Presidential administration signed an Annex to the Outbound Order that identified China, along with the Special Administrative Regions of Hong Kong and Macau, as a “country of concern.” Similarly, in February 2025, the U.S. Presidential administration issued a memorandum to various regulatory agencies regarding enhanced restrictions on outbound investments into China, as well as on Chinese investments into the U.S. These actions could negatively impact our ability to raise capital from and deploy capital in such jurisdictions, including if the administration seeks to expand such limitations to apply to a broader range of activities. Further, a number of U.S. states are passing and implementing state laws prohibiting or otherwise restricting the acquisition of interests in real property located in the state by foreign persons. These laws may also impact the ability of certain non-U.S. limited partners to participate in certain of our investment strategies.

Our funds’ investments outside of the United States may face delays, limitations, or restrictions as a result of notifications made under and/or compliance with these legal regimes and rapidly changing agency practices. Other countries continue to establish and/or strengthen their own national security investment clearance regimes, which could have a corresponding effect of limiting our ability to make investments in such countries. Heightened scrutiny of foreign direct investment worldwide may also make it more difficult for us to identify suitable buyers for investments upon exit and may constrain the universe of exit opportunities for an investment in a portfolio company. As a result of such regimes, we may incur significant delays and costs, be altogether prohibited from

making a particular investment or impede or restrict syndication or sale of certain assets to certain buyers, all of which could adversely affect the performance of our funds and in turn, materially reduce our revenues and cash flow. Complying with these laws imposes potentially significant costs and complex additional burdens, and any failure by us or our funds' portfolio companies to comply with them could expose us to significant penalties, sanctions, loss of future investment opportunities, additional regulatory scrutiny, and reputational harm.

***We are subject to substantial risk of litigation and regulatory proceedings and may face significant liabilities and damage to our reputation as a result of allegations of improper conduct and negative publicity.***

From time to time we, our funds and our funds' portfolio companies have been and may be subject to litigation, including securities class action lawsuits by stockholders, as well as class action lawsuits that challenge our acquisition transactions and/or attempt to enjoin them. For a discussion of certain legal proceedings to which we are a party, see "Part II. Item 8. Financial Statements and Supplementary Data — Notes to Consolidated Financial Statements — 18. Commitments and Contingencies - Contingencies - Litigation." Any private lawsuits or regulatory actions brought against us and resulting in a finding of substantial legal liability could materially adversely affect our business, financial condition or results of operations. In addition, such actions, even if resulting in a favorable outcome to us, could result in significant reputational harm, which could seriously harm our business.

In recent years, the volume of claims and amount of damages claimed in litigation and regulatory proceedings against the financial services industry in general have been increasing. The investment decisions we make in our asset management business and the activities of our investment professionals (including in connection with portfolio companies and investment advisory activities) may subject us, our funds and our funds' portfolio companies to the risk of third-party litigation or regulatory proceedings arising from investor dissatisfaction with the performance of those investment funds, alleged conflicts of interest, the suitability or manner of distribution of our products, including to retail investors, the activities of our funds' portfolio companies and a variety of other claims.

In addition, to the extent investors in our investment funds suffer losses resulting from fraud, gross negligence, willful misconduct or other similar misconduct, investors may have remedies against us, our investment funds, our senior managing directors or our affiliates under the federal securities law and/or state law. While the general partners and investment advisers to our investment funds, including their directors, officers, other employees and affiliates, are generally indemnified to the fullest extent permitted by law with respect to their conduct in connection with the management of the business and affairs of our investment funds, such indemnity does not extend to actions determined to have involved fraud, gross negligence, willful misconduct or other similar misconduct. The activities of our capital markets services business may also subject us to the risk of liabilities to our clients and third parties, including our clients' stockholders, under securities or other laws in connection with transactions in which we participate. See "—Underwriting activities by our capital markets services business expose us to risks." We depend to a large extent on our business relationships and our reputation for integrity and high-caliber professional services to attract and retain investors and to pursue investment opportunities for our funds. As a result, allegations by private actors, regulators, or employees of improper conduct by us, even if unfounded, as well as negative publicity and press speculation about us, may harm our reputation. This could adversely impact our relationships with clients and our fundraising. In recent years, there has been increased activity on the part of certain activist and other organized groups, with respect to investments made by private funds. Such groups have at times contacted and otherwise sought to engage with government and regulatory bodies and fund investors, including public pension funds, on our funds' investments, which has led to negative publicity that could harm our reputation. The pervasiveness of social media and public focus on the externalities of business activities could lead to wider dissemination of adverse or inaccurate information about us, making remediation more difficult and magnifying reputational risk.

***Employee misconduct could harm us by impairing our ability to attract and retain clients and subjecting us to significant legal liability and reputational harm. Fraud, deceptive practices or other misconduct at portfolio companies or service providers could similarly subject us to liability and reputational damage and also harm performance.***

Our employees could engage in misconduct that adversely affects our business. We are subject to a number of obligations and standards arising from our asset management business and our authority over the assets managed by our asset management business. The violation of these obligations and standards by any of our employees would adversely affect our clients and us. Our business often requires that we deal with confidential matters of great significance to companies in which we may invest. If our employees were to improperly use or disclose confidential information, we could suffer serious harm to our reputation, financial position and current and future business relationships. Detecting or deterring employee misconduct is not always possible, and the extensive precautions we take to detect and prevent this activity may not be effective in all cases.

We are subject to U.S. and foreign anti-corruption and anti-bribery laws, including the U.S. Foreign Corrupt Practices Act, as amended (“FCPA”), as well as anti-money laundering laws. Any determination that we have violated the FCPA, the EU and U.K. anti-money laundering regimes, the U.K. anti-bribery laws or other applicable anti-corruption, anti-bribery, or anti-money laundering laws could subject us to, among other things, civil and criminal penalties or material fines, profit disgorgement, injunctions on future conduct, securities litigation and a general loss of investor confidence. Any one of these could adversely affect our business prospects, financial position or the price of our common stock. Although the current U.S. President administration has signed an executive order to pause, subject to certain exceptions, the initiation of new investigations and enforcement actions under the FCPA, such laws have attracted significant regulatory focus in recent years, including outside of the U.S. For example, the SEC will be responsible for examining investment advisers’ compliance with a U.S. Department of Treasury’s Financial Crimes Enforcement Network (“FinCEN”) rule currently scheduled to go into effect January 2026, that requires registered investment adviser and exempt reporting advisers to, among other measures, adopt an anti-money laundering and countering the financing of terrorism (“AML/CFT”) program, file certain reports with FinCEN and to maintain records related to such activities. The application of these rules would impose significant compliance costs on us. The EU and the U.K. are similarly revising their respective anti-money laundering regimes. The EU’s revised anti-money laundering regime is expected to come into effect as early as June 2026 and the U.K. has also significantly expanded the reach of its anti-bribery laws. While we have policies and procedures designed to ensure strict compliance by us and our personnel with the FCPA and anti-money laundering and other applicable laws, such policies and procedures may not be effective in all instances to prevent violations. In addition, in light of the executive order to pause initiation of new FCPA investigations and enforcement actions in the U.S., other asset managers, particularly those who, unlike us, are not subject to the anti-corruption laws of a jurisdiction outside of the United States, may implement changes to their FCPA or anti-money laundering policies that would provide such managers access to investment opportunities that may not be available to us because of our current policies and procedures.

Furthermore, we may also be adversely affected if there is misconduct by personnel of our funds’ portfolio companies or by such companies’ service providers. For example, financial fraud or other deceptive practices at our funds’ portfolio companies, or failures by personnel at our funds’ portfolio companies to comply with anti-corruption, anti-bribery, anti-money laundering, trade and economic sanctions, export controls, anti-harassment, anti-discrimination or other legal and regulatory requirements, could subject us to, among other things, civil and criminal penalties or material fines, profit disgorgement, injunctions on future conduct and securities litigation, and could also cause significant reputational and business harm to us. Such misconduct may undermine our due diligence efforts with respect to such portfolio companies and could negatively affect the valuations of the investments by our funds in such portfolio companies. Losses to our funds and us could also result from misconduct or other actions by service providers, such as administrators, consultants or other advisors, if such service providers improperly use or disclose confidential information, misappropriate funds, or violate legal or regulatory obligations. Moreover, we may face an increased risk of such misconduct to the extent our funds’ investment in non-U.S. markets, particularly emerging markets, increases.

***Poor performance of our investment funds would cause a decline in our revenue, income and cash flow, may obligate us to repay Performance Allocations previously paid to us, and could adversely affect our ability to raise capital for future investment funds.***

In the event that any of our investment funds were to perform poorly, our revenue, income and cash flow would decline because the value of our assets under management would decrease, which would result in a reduction in management fees, and our investment returns would decrease, resulting in a reduction in the Performance Revenues we earn. Moreover, we could experience losses on our investments of our own principal as a result of poor investment performance by our investment funds. Furthermore, if a carry fund does not achieve certain investment returns over its life as a result of poor performance of later investments, we will be obligated to repay the excess Performance Allocations that were previously distributed to us above the amount to which the relevant general partner is ultimately entitled. Similarly, certain of our vehicles' terms require an offset of Performance Revenues related to past performance, often referred to as a "recoupment of loss carryforward." If a recoupment of loss carryforward is triggered, including as a result of a meaningful decline in the vehicle's revenues following a period of strong performance, such offset would serve to reduce the amount of future Performance Revenues to which we would be entitled in such vehicle. In the event that the offset is insufficient for the vehicle to fully recoup such loss carryforward, we may be required to make a cash payment after a certain period.

Poor performance of our investment funds could make it more difficult for us to raise new capital. Investors in funds might decline to invest in future investment funds we raise and investors in hedge funds or other investment funds might withdraw their investments as a result of poor performance of the investment funds in which they are invested. Investors and potential investors in our funds continually assess our investment funds' performance, and our ability to raise capital for existing and future investment funds and avoid excessive redemption levels will depend on our investment funds' continued satisfactory performance. Accordingly, poor fund performance may deter future investment in our funds and thereby decrease the capital invested in our funds and ultimately, our management fee revenue. Alternatively, in the face of poor fund performance, investors could demand lower fees or fee concessions for existing or future funds which would likewise decrease our revenue.

Furthermore, our organizational documents do not limit our ability to enter into new lines or business, and, from time to time, we may pursue new or different investment strategies and expand into geographic markets and businesses that may not perform as expected and result in poor performance by us and our investment funds. In addition to the risk of poor performance, such activity may subject us to a number of risks and uncertainties, including risks associated with (a) the possibility that we have insufficient expertise to engage in such activities profitably or without incurring inappropriate amounts of risk, (b) the diversion of management's attention from our core businesses, (c) known or unknown contingent liabilities, which could result in unforeseen losses for us and our funds, (d) the disruption of ongoing businesses, (e) the ability to properly manage conflicts of interest and (f) compliance with additional regulatory requirements.

***Our equity investments and some of our debt investments rank junior to investments made by others, exposing us to a greater risk of losing our fund's investment.***

In many cases, the companies in which our funds invest will have indebtedness or equity securities, or may be permitted to incur indebtedness or to issue equity securities, that rank senior to our fund's investment. By their terms, such instruments may provide that their holders are entitled to receive payments of distributions, interest or principal on or before the dates on which payments are to be made in respect of our fund's investment. Also, in the event of insolvency, liquidation, dissolution, reorganization or bankruptcy of a company in which an investment is made, holders of securities ranking senior to our fund's investment would typically be entitled to receive payment in full before distributions could be made in respect of our fund's investment. In addition, debt investments made

by our funds in our portfolio companies may be equitably subordinated to the debt investments made by third parties in our portfolio companies. After repaying senior security holders, the company may not have any remaining assets to use for repaying amounts owed in respect of our fund's investment. To the extent any assets remain, holders of claims that rank equally with our fund's investment would be entitled to share on an equal and ratable basis in distributions that are made out of those assets. Under such circumstances, the ability of our funds to influence a company's affairs and to take actions to protect their investments during periods of financial distress or following an insolvency may be limited, exposing them to a greater risk of losing their investment.

***The historical returns attributable to our funds should not be considered as indicative of the future results of our funds or of our future results or of any returns expected on an investment in common stock.***

The historical and potential future returns of the investment funds that we manage are not directly linked to returns on our common stock. Therefore, any continued positive performance of the investment funds that we manage will not necessarily result in positive returns on an investment in our common stock. However, poor performance of the investment funds that we manage would cause a decline in our revenue from such investment funds, and would therefore have a negative effect on our performance and in all likelihood the returns on an investment in our common stock. Moreover, with respect to the historical returns of our investment funds:

- we may create new funds in the future that reflect a different asset mix and different investment strategies (including funds whose management fees represent a more significant proportion of the fees than has historically been the case), as well as a varied geographic and industry exposure as compared to our present funds, and any such new funds could have different returns from our existing or previous funds,
- the rates of returns of our carry funds reflect unrealized gains as of the applicable measurement date that may never be realized, which may adversely affect the ultimate value realized from those funds' investments,
- competition for investment opportunities continues to increase as a result of, among other things, the increased amount of capital invested in alternative investment funds,
- our investment funds' returns in some years benefited from investment opportunities and general market conditions that may not repeat themselves, our current or future investment funds might not be able to avail themselves of comparable investment opportunities or market conditions, and the circumstances under which our current or future funds may make future investments may differ significantly from those conditions prevailing in the past,
- newly established funds may generate lower returns during the period in which they initially deploy their capital, which may result in little or no carried interest due to performance hurdles and
- the rates of return reflect our historical cost structure, which may vary in the future due to various factors enumerated elsewhere in this report and other factors beyond our control, including changes in laws.

The future internal rate of return for any current or future fund may vary considerably from the historical internal rate of return generated by any particular fund, or for our funds as a whole. In addition, future returns will be affected by the applicable risks described elsewhere in this Annual Report on Form 10-K, including risks of the industries and businesses in which a particular fund invests.

***Certain policies and procedures implemented to mitigate potential conflicts of interest and address certain regulatory requirements may reduce the synergies across our various businesses.***

Because of our various asset management businesses and our capital markets services business, we will be subject to a number of actual and potential conflicts of interest and subject to greater regulatory oversight and more legal and contractual restrictions than that to which we would otherwise be subject if we had just one line of

business. To mitigate these conflicts and address regulatory, legal and contractual requirements across our various businesses, we have implemented certain policies and procedures (for example, information walls) that may reduce the positive synergies that we cultivate across these businesses for purposes of identifying and managing attractive investments. For example, we may come into possession of confidential or material non-public information with respect to issuers in which we may be considering making an investment or issuers in which our affiliates may hold an interest; however, certain regulatory requirements and our policies and procedures require us to restrict access by certain personnel in our funds to such information. As a consequence of such policies and procedures, we may be precluded from providing such information or other ideas to our other businesses even where it might be of benefit to them.

***Our failure to deal appropriately with conflicts of interest in our investment business could damage our reputation and adversely affect our businesses.***

As we have expanded, and continue to expand, the number and scope of our businesses, we increasingly confront potential conflicts of interest relating to our funds' investment activities. Investment manager conflicts of interest continue to be a significant area of focus for regulators and the media. Because of our size and the variety of businesses and investment strategies that we pursue, we may face a higher degree of scrutiny compared with investment managers that are smaller or focus on fewer asset classes. Certain of our funds may have overlapping investment objectives, including funds that have different fee structures and/or investment strategies that are more narrowly focused. Potential conflicts may arise with respect to allocation of investment opportunities among us, our funds and our affiliates, including to the extent that the fund documents do not mandate a specific investment allocation. For example, we may allocate an investment opportunity that is appropriate for two or more investment funds in a manner that excludes one or more funds or results in a disproportionate allocation based on factors or criteria that we determine, such as sourcing of the transaction, specific nature of the investment or size and type of the investment, and ability to execute quickly among other factors. We may also decide to provide a co-investment opportunity to certain investors in lieu of allocating more of that investment to our funds or vice-versa. Moreover, the challenge of allocating investment opportunities to certain funds may be exacerbated as we expand our business to include more lines of business, including more public vehicles. Allocating investment opportunities appropriately frequently involves significant and subjective judgments. The risk that fund investors or regulators could challenge allocation decisions as inconsistent with our obligations under applicable law, governing fund agreements or our own policies cannot be eliminated. In addition, the perception of non-compliance with such requirements or policies could harm our reputation with fund investors.

We may also cause different funds to invest in a single portfolio company, for example where the fund that made an initial investment no longer has capital available to invest. We may also cause different funds that we manage to purchase different classes of securities in the same portfolio company. For example, one of our CLO funds could acquire a debt security issued by the same company in which one of our private equity funds owns common equity securities. A direct conflict of interest could arise between the debt holders and the equity holders if such a company were to develop insolvency concerns, and we would have to carefully manage that conflict. A decision to acquire material non-public information about a company while pursuing an investment opportunity for a particular fund gives rise to a potential conflict of interest when it results in our having to restrict the ability of other funds to take any action with respect to that company. Our affiliates or portfolio companies may be service providers or counterparties to our funds or portfolio companies and receive fees or other compensation for services that are not shared with our fund investors. In such instances, we may be incentivized to cause our funds or portfolio companies to purchase such services from our affiliates or portfolio companies rather than an unaffiliated service provider despite the fact that a third-party service provider could potentially provide higher quality services or offer them at a lower cost. In addition, conflicts of interest may exist in the valuation of our funds' investments, as well as the personal trading of employees and the allocation of fees and expenses among us, our funds and their portfolio companies, and our affiliates. Lastly, in certain, infrequent instances we may purchase an investment alongside one of our investment funds or sell an investment to one of our investment funds and

conflicts may arise in respect of the allocation, pricing and timing of such investments and the ultimate disposition of such investments. A failure to appropriately deal with these, among other, conflicts, could negatively impact our reputation and ability to raise additional funds or result in potential litigation or regulatory action against us. Further, rules proposed or adopted by the SEC and other measures it takes to preclude or limit certain conflicts of interest may make it more difficult for our funds to pursue transactions that may otherwise be attractive to the fund and its investors, which may adversely impact fund performance.

***Conflicts of interest may arise in our allocation of co-investment opportunities.***

Potential conflicts will arise with respect to our decisions regarding how to allocate co-investment opportunities among investors and the terms of any such co-investments. As a general matter, our allocation of co-investment opportunities is within our discretion and there can be no assurance that co-investment opportunities of any particular type or amount will become available to any of our investors. We may take into account a variety of factors and considerations we deem relevant in allocating co-investment opportunities, including, without limitation, whether a potential co-investor has expressed an interest in evaluating co-investment opportunities, our assessment of a potential co-investor's ability to invest an amount of capital that fits the needs of the investment and our assessment of a potential co-investor's ability to commit to a co-investment opportunity within the required timeframe of the particular transaction.

Our fund documents typically do not mandate specific allocations with respect to co-investments. The investment advisers of our funds may have an incentive to provide potential co-investment opportunities to certain investors in lieu of others and/or in lieu of an allocation to our funds, including, for example, as part of an investor's overall strategic relationship with us, or if such allocations are expected to generate relatively greater fees or Performance Allocations to us than would arise if such co-investment opportunities were allocated otherwise. At the same time, we may have an incentive to offer co-investment opportunities to our funds in lieu of (or to an extent that reduces the amount available to) coinvestors, particularly as we expand the number and type of private wealth products we offer.

As a general matter, co-investors may bear different fees and expenses than our funds. In certain instances, co-investment arrangements may be structured through one or more of our investment vehicles, and in such circumstances co-investors will generally bear the costs and expenses thereof. As a result, there may be conflicts of interest regarding the allocation of costs and expenses between co-investors and investors in our funds. The terms of any such existing and future co-investment vehicles may differ materially, and in some instances may be more favorable to us, than the terms of certain of our funds or prior co-investment vehicles. Such different terms may create an incentive for us to allocate a greater or lesser percentage of an investment opportunity to such co-investment vehicles. There can be no assurance that any conflicts of interest will be resolved in favor of any particular investment funds or investors (including any applicable co-investors). As with our investment allocation decisions generally, there is a risk that regulators and/or investors could challenge our allocations of co-investment opportunities or fees and expenses.

***Valuation methodologies for certain assets in our funds can be subject to a significant degree of subjectivity and judgment, and the fair value of assets established pursuant to such methodologies may never be realized, which could result in significant losses for our funds and the reduction of Management Fees and/or Performance Revenues.***

Our investment funds make investments in illiquid investments or financial instruments for which there is little, if any, market activity. We determine the value of such investments and financial instruments on at least a quarterly basis based on the fair value of such investments as determined in accordance with GAAP. The fair value of such investments and financial instruments is generally determined using a primary methodology and corroborated by a secondary methodology. Methodologies are used on a consistent basis and described in Blackstone's and the investment funds' valuation policies and governing agreements.



The determination of fair value using these methodologies takes into consideration a range of factors including, but not limited to, the price at which the investment was acquired, the nature of the investment, local market conditions, trading values on public exchanges for comparable securities, comparable market transactions, current and projected operating performance and financing transactions subsequent to the acquisition of the investment. These valuation methodologies involve a significant degree of subjective management judgment. For example, as to investments that we share with another sponsor, we may apply a different valuation methodology or factors or derive a different value than such other sponsor on the same investment. In addition, the valuations of our private investments may at times differ significantly from the valuations of publicly traded companies in similar sectors or with similar business models.

For example, valuations of our private investments do not have an observable market price and may take into account certain long-term financial projections or estimates, including those prepared by the management of a portfolio company or other investment. Such projections or estimates may not materialize and are based on significant judgments and assumptions at the time they are developed and may not be available to the public. Valuations of publicly traded companies, on the other hand, are based on the observable price in the reference market which are generally subject to a higher degree of market volatility. These differences, and the potential exercise of our subjective judgment, might cause some investors and/or regulators to question our valuations or methodologies. There can be no assurance that our policies will address all necessary valuation factors or completely eliminate potential conflicts of interest in such determinations. The SEC continues to focus on issues related to valuation of private funds, including consistent application of the methodology, disclosure, and conflicts of interest, in its enforcement, examination, and rulemaking activities. Further, variation in the underlying assumptions, estimates, methodologies and/or judgments we use in the determination of the value of certain investments and financial instruments could potentially produce materially different results. Valuation methodologies may also change from time to time. See “Part II. Item 7. Management’s Discussion and Analysis of Financial Condition and Results of Operation — Critical Accounting Policies” for an overview of our fair value policy and the significant judgment required in the application thereof.

Because there is significant uncertainty in the valuation of, or in the stability of the value of illiquid investments, the fair values of such investments as reflected in an investment fund’s net asset value do not necessarily reflect the prices that would actually be obtained by us on behalf of the investment fund when such investments are realized. Realizations at values lower than the values at which investments have been reflected in prior fund net asset values would result in reduced gains or losses for the applicable fund, a decline in certain asset management fees and the reduction in potential Performance Revenues. Changes in values of investments from quarter to quarter may result in volatility in our investment funds’ net asset value, our funds’ investment in, or fees from, those funds and the results of operations and cash flow that we report from period to period. Further, a situation where asset values turn out to be materially different than values reflected in prior fund net asset values could cause investors to lose confidence in us, which would in turn result in difficulty in raising additional funds or redemptions from funds where investors hold redemption rights.

***Our use of borrowings to finance our business exposes us to risks.***

We use borrowings to finance our business operations as a public company. We have numerous outstanding notes with various maturity dates as well as other borrowings, including under the Revolving Credit Facility. As borrowings under the credit facility and our outstanding notes mature, we will be required to refinance or repay such borrowings. In order to do so, we may enter into a new facility, use asset based financing arrangements or issue new notes, each of which could result in higher borrowing costs. We may also issue equity, which would dilute existing stockholders. Further, we may choose to repay such borrowings using cash on hand, cash provided by our continuing operations or cash from the sale of our assets, each of which could reduce the amount of cash available to facilitate the growth and expansion of our businesses, make repurchases under our share repurchase program and pay dividends to our stockholders, operating expenses and other obligations as they arise. In order to obtain new borrowings, or to extend or refinance existing borrowings, we are dependent on the willingness and

ability of financial institutions such as global banks to extend credit to us on favorable terms or at all, and on our ability to access the debt and equity capital markets, which can be volatile. There is no guarantee that such financial institutions will continue to extend credit to us or that we will be able to access the capital markets to obtain new borrowings or refinance existing borrowings when they mature. In addition, the use of leverage to finance our business exposes us to the types of risk described in “— Dependence on significant leverage in investments by our funds could adversely affect our ability to achieve attractive rates of return on those investments.”

We or our funds have and may in the future also enter into “margin loans” whereby we or our funds borrow money from a bank and pledge the equity of the underlying portfolio company or real estate asset as collateral for the loan. The use of margin borrowings results in certain additional risks to the borrower. For example, should the securities pledged to brokers to secure our margin borrowings decline in value, we or our funds could be subject to a “margin call,” pursuant to which we or our funds must either deposit additional funds or securities with the broker, or suffer mandatory liquidation of the pledged securities to compensate for the decline in value. In the event of a sudden drop in the value of our assets, we or our funds might not be able to liquidate assets quickly enough to satisfy margin requirements. See “Part II. Item 7. Management’s Discussion and Analysis of Financial Condition and Results of Operations — Liquidity and Capital Resources — Sources and Uses of Liquidity” for further information regarding our outstanding borrowings.

***Dependence on significant leverage in investments by our funds could adversely affect our ability to achieve attractive rates of return on those investments.***

Many of our funds’ investments rely heavily on the use of leverage, and our ability to achieve attractive rates of return on investments will depend on our ability to access sufficient sources of indebtedness at attractive rates. For example, in many private equity and real estate investments, indebtedness may constitute as much as 70% or more of a portfolio company’s or real estate asset’s total debt and equity capitalization, including debt that may be incurred in connection with the investment. The absence of available sources of sufficient senior debt financing for extended periods of time could therefore materially and adversely affect our private equity and real estate businesses. Furthermore, limits on the deductibility of corporate interest expense could make it more costly to use debt financing for our acquisitions or otherwise have an adverse impact on the cost structure of our transactions, and could therefore adversely affect the returns on our funds’ investments. See “— Changes in U.S. and foreign taxation of businesses and other tax laws, regulations or treaties or an adverse interpretation of these items by tax authorities could adversely affect us, including by adversely impacting our effective tax rate and tax liability.”

In addition, an increase in either the general levels of interest rates or in the risk spread demanded by sources of indebtedness would make it more expensive to finance those businesses’ investments. See “— High interest rates and challenging debt market conditions have negatively impacted and could continue to negatively impact the values of certain assets or investments and the ability of our funds and their portfolio companies to access the capital markets, which could adversely affect investment and realization opportunities, lead to lower-yielding investments and potentially decrease our net income.”

Investments in highly leveraged entities are inherently more sensitive to declines in revenues, increases in expenses and interest rates and adverse economic, market and industry developments. The incurrence of a significant amount of indebtedness by an entity could, among other things:

- give rise to an obligation to make mandatory pre-payments of debt using excess cash flow, which might limit the entity’s ability to respond to changing industry conditions to the extent additional cash is needed for the response, to make unplanned but necessary capital expenditures or to take advantage of growth opportunities,
- limit the entity’s ability to adjust to changing market conditions, thereby placing it at a competitive disadvantage compared to its competitors who have relatively less debt,

- allow even moderate reductions in operating cash flow to render it unable to service its indebtedness, leading to a bankruptcy or other reorganization of the entity and a loss of part or all of the equity investment in it,
- limit the entity's ability to engage in strategic acquisitions that might be necessary to generate attractive returns or further growth and
- limit the entity's ability to obtain additional financing or increase the cost of obtaining such financing, including for capital expenditures, working capital or general corporate purposes.

As a result, the risk of loss associated with a leveraged entity is generally greater than for companies with comparatively less debt.

When our funds' existing portfolio investments reach the point when debt incurred to finance those investments matures in significant amounts and must be either repaid or refinanced, those investments may materially suffer if they have generated insufficient cash flow to repay maturing debt and there is insufficient capacity and availability in the financing markets to permit them to refinance maturing debt on satisfactory terms, or at all. If a limited availability of financing for such purposes were to persist for an extended period of time, when significant amounts of the debt incurred to finance our private equity and real estate funds' existing portfolio investments came due, these funds could be materially and adversely affected.

Many of the hedge funds in which our funds of hedge funds invest, our credit-focused funds and or CLOs, may choose to use leverage as part of their respective investment programs and regularly borrow a substantial amount of their capital. The use of leverage poses a significant degree of risk and enhances the possibility of a significant loss in the value of the investment portfolio. A fund may borrow money from time to time to purchase or carry securities or may enter into derivative transactions (such as total return swaps) with counterparties that have embedded leverage. The interest expense and other costs incurred in connection with such borrowing may not be recovered by appreciation in the securities purchased or carried and will be lost - and the timing and magnitude of such losses may be accelerated or exacerbated - in the event of a decline in the market value of such securities. Gains realized with borrowed funds may cause the fund's net asset value to increase at a faster rate than would be the case without borrowings. However, if investment results fail to cover the cost of borrowings, the fund's net asset value could also decrease faster than if there had been no borrowings.

Any of the foregoing circumstances could have a material adverse effect on our financial condition, results of operations and cash flow.

***The due diligence process that we undertake in connection with investments by our funds may not reveal all facts and issues that may be relevant in connection with an investment.***

When evaluating a potential business or asset for investment, we conduct due diligence that we deem reasonable and appropriate based on the facts and circumstances applicable to such investment. When conducting due diligence, we may be required to evaluate important and complex issues, including but not limited to those related to business, financial, credit risk, tax, accounting, sustainability, legal and regulatory and macroeconomic trends. With respect to sustainability, the nature and scope of our diligence will vary based on the investment, but may include a review of, among other things: energy management, air and water pollution, land contamination, human capital management, human rights, employee health and safety, accounting standards and bribery and corruption. Selecting and evaluating such factors is subjective by nature, and there is no guarantee that the criteria utilized or judgment exercised by Blackstone or a third-party specialist (if any) will reflect the policies or preferred practices of any particular investor or align with the practices of other asset managers or with market trends. The materiality of various risks and impact of such risks on an individual potential investment or portfolio as a whole depend on many factors, including the relevant industry, geography and asset class and the nature of the investment. Outside consultants, legal advisers, accountants and investment banks may be involved in the due

diligence process in varying degrees depending on the type of investment. The due diligence investigation that we will carry out with respect to any investment opportunity may not reveal or highlight all relevant facts (including fraud) or risks that may be necessary or helpful in evaluating such investment opportunity and we may not identify or foresee future developments that could have a material adverse effect on an investment, including, for example, potential factors, such as technological disruption of a specific company or asset, or an entire industry.

Further, some matters covered by our diligence, such as sustainability, are continuously evolving and we may not accurately or fully anticipate such evolution. The framework we may use to evaluate certain diligence considerations may not represent a universally recognized standard for assessing such considerations. For example, AIFMD requires us to identify, measure, manage and monitor sustainability risks relevant to the funds managed by our EU AIFMs and take into account sustainability risks when performing investment due diligence. Such requirements may make our funds less attractive to investors, and any non-compliance with such requirements may subject us to regulatory action. In addition, when conducting due diligence on investments, including with respect to investments made by our funds of hedge funds in third-party hedge funds, we rely on the resources available to us and information supplied by third parties, including information provided by the target of the investment (or, in the case of investments in a third-party hedge fund, information provided by such hedge fund or its service providers). The information we receive from third parties may not be accurate or complete and therefore we may not have all the relevant facts and information necessary to properly assess and monitor our funds' investment.

***We may be unable to consummate or successfully integrate development opportunities, acquisitions or joint ventures that we pursue.***

We may from time to time seek to engage in selective development or acquisition of asset management businesses or other businesses complementary to our business where we think we can add substantial value or generate substantial returns. We may not be able to identify or consummate such opportunities, including due to competition for such opportunities, our ability to accurately value such opportunities and the need to negotiate acceptable terms, and obtain requisite approvals and licenses from the relevant governmental authorities, for such opportunities. Moreover, even if we are able to identify and successfully complete an acquisition, we may encounter unexpected difficulties or incur unexpected costs associated with integrating and overseeing the operations of the new businesses.

***We and our affiliates from time to time are required to report specified dealings or transactions involving Iran or other sanctioned individuals or entities.***

The Iran Threat Reduction and Syria Human Rights Act of 2012 ("ITRA") requires companies subject to SEC reporting obligations under Section 13 of the Exchange Act to disclose in their periodic reports specified dealings or transactions involving Iran or other individuals and entities targeted by certain OFAC sanctions, including, by way of example, the Russian Federal Security Service, engaged in by the reporting company or any of its affiliates during the period covered by the relevant periodic report. In some cases, ITRA requires companies to disclose these types of transactions even if they were permissible under U.S. law. Companies that currently may be or may have been at the time considered our affiliates have from time to time publicly filed and/or provided to us the disclosures reproduced on Exhibit 99.1 of our Quarterly Reports as well as Exhibit 99.1 of this annual report, which disclosure is hereby incorporated by reference herein. We do not independently verify or participate in the preparation of these disclosures. We are required to separately file with the SEC a notice when such activities have been disclosed in this report, and the SEC is required to post such notice of disclosure on its website and send the report to the President and certain U.S. Congressional committees. The President thereafter is required to initiate an investigation and, within 180 days of initiating such an investigation, determine whether sanctions should be imposed. Disclosure of such activity, even if such activity is not subject to sanctions under applicable law, and any sanctions actually imposed on us or our affiliates as a result of these activities, could harm our reputation and have a negative impact on our business, and any failure to disclose any such activities as required could additionally result in fines or penalties.

***Our asset management activities involve investments in relatively illiquid assets, and we may fail to realize any profits from these activities for a considerable period of time.***

Many of our investment funds invest in securities that are not publicly traded. In many cases, our investment funds may be prohibited by contract or by applicable securities laws from selling such securities for a period of time. Our investment funds will generally not be able to sell these securities publicly unless their sale is registered under applicable securities laws, or unless an exemption from such registration is available. The ability of many of our investment funds, particularly our private equity funds, to dispose of investments is heavily dependent on the public equity markets. For example, the ability to realize any value from an investment may depend upon the ability to complete an initial public offering of the portfolio company in which such investment is held. Even if the securities are publicly traded, large holdings of securities can often be disposed of only over a substantial length of time, exposing the investment returns to risks of downward movement in market prices during the intended disposition period. Moreover, because the investment strategy of many of our funds, particularly our private equity and real estate funds, often entails our having representation on our funds' public portfolio company boards, our funds may be restricted in their ability to effect such sales during certain time periods. Accordingly, under certain conditions, our investment funds may be forced to either sell securities at lower prices than they had expected to realize or defer - potentially for a considerable period of time - sales that they had planned to make.

***We make investments in companies that are based outside of the United States, which may expose us to additional risks not typically associated with investing in companies that are based in the United States.***

Many of our investment funds invest a significant portion of their assets in the equity, debt, loans or other securities of issuers located outside the United States. International investments have increased and we expect will continue to increase as a proportion of certain of our funds' portfolios in the future. Investments in non-U.S. securities involve certain factors not typically associated with investing in U.S. securities, including risks relating to:

- currency exchange matters, including fluctuations in currency exchange rates and costs associated with conversion of investment principal and income from one currency into another,
- less developed or efficient financial markets than in the United States, which may lead to potential price volatility and relative illiquidity,
- the absence of uniform accounting, auditing and financial reporting standards, practices and disclosure requirements and less government supervision and regulation,
- changes in laws or clarifications to existing laws that could impact our tax treaty positions, which could adversely impact the returns on our funds' investments,
- a less developed legal or regulatory environment, differences in the legal and regulatory environment or enhanced legal and regulatory compliance,
- heightened exposure to corruption risk in certain non-U.S. markets,
- political hostility to investments by foreign or private equity investors,
- reliance on a more limited number of commodity inputs, service providers and/or distribution mechanisms,
- more volatile or challenging market or economic conditions, including higher rates of inflation,
- higher transaction costs,
- difficulty in enforcing contractual obligations,
- fewer investor protections and less publicly available information about companies,

- certain economic and political risks, including potential exchange control regulations and restrictions on our non-U.S. investments and repatriation of profits on investments or of capital invested, the risks of war, terrorist attacks, political, economic or social instability, the possibility of expropriation or confiscatory taxation and adverse economic and political developments and
- the possible imposition of non-U.S. taxes or withholding on income and gains recognized with respect to such securities.

In addition, investments in companies that are based outside of the United States may be negatively impacted by restrictions on international trade or the imposition of tariffs, which have been an area of focus for the current U.S. Presidential administration. See “— Trade negotiations and related government actions may create regulatory uncertainty for our funds’ portfolio companies and our investment strategies and adversely affect the profitability of our funds’ portfolio companies.”

***We may not have sufficient cash to pay back “clawback” obligations if and when they are triggered under the governing agreements with our investors.***

In certain circumstances, at the end of the life of a carry fund (and earlier with respect to certain of our funds), we may be obligated to repay the amount by which Performance Allocations that were previously distributed to us exceed the amounts to which the relevant general partner is ultimately entitled on an after-tax basis. This includes situations in which the general partner receives in excess of the relevant Performance Allocations applicable to the fund as applied to the fund’s cumulative net profits over the life of the fund or, in some cases, the fund has not achieved investment returns that exceed the preferred return threshold. This obligation is known as a “clawback” obligation and is an obligation of any person who received such Performance Allocations, including us and other participants in our Performance Allocations plans. Although a portion of any dividends by us to our stockholders may include any Performance Allocations received by us, we do not intend to seek fulfillment of any clawback obligation by seeking to have our stockholders return any portion of such dividends attributable to Performance Allocations associated with any clawback obligation. To the extent we are required to fulfill a clawback obligation, however, our board of directors may determine to decrease the amount of our dividends to our stockholders. The clawback obligation operates with respect to a given carry fund’s own net investment performance only and performance of other funds are not netted for determining this contingent obligation.

Adverse economic conditions may increase the likelihood that one or more of our carry funds may be subject to clawback obligations. To the extent one or more clawback obligations were to occur for any one or more carry funds, we might not have available cash at the time such clawback obligation is triggered to repay the Performance Allocations and satisfy such obligation. If we were unable to repay such Performance Allocations, we would be in breach of the governing agreements with our investors and could be subject to liability. Moreover, although a clawback obligation is several, the governing agreements of most of our funds provide that to the extent another recipient of Performance Allocations (such as a current or former employee) does not fund his or her respective share, then we and our employees who participate in such Performance Allocations plans may have to fund additional amounts (generally an additional 50-70% beyond our pro-rata share of such obligations) beyond what we actually received in Performance Allocations. Although we retain the right to pursue any remedies that we have under such governing agreements against those Performance Allocations recipients who fail to fund their obligations, we may not be successful in recovering such amounts.

***Investors in a number of our vehicles may withdraw their investments, and investors in certain of our vehicles may have a right to terminate our management of, or cause the dissolution of, such vehicles, which would lead to a decrease in our revenues.***

We have a number of vehicles that permit investors in such vehicles to withdraw their investments and/or terminate our management of such capital, as applicable and in certain cases, subject to certain limitations. Investors in our hedge funds may generally redeem their investments on a periodic basis following, in certain cases,

the expiration of a specified period of time when capital may not be withdrawn, subject to the applicable fund's specific redemption provisions. In addition, in certain other open-ended and/or perpetual capital vehicles, including certain of our investment vehicles that are available to individual investors, such as BREIT, BCRED and BXPE, investors may request redemptions or repurchases of their interests on a periodic basis, subject to certain limitations. During periods of market volatility, investor subscriptions to such vehicles are likely to be reduced, and investor redemption or repurchase requests are likely to be elevated, which may negatively impact the fees we earn from such vehicles. In a declining market, our liquid or semi-liquid vehicles have and may continue to experience declines in value, which may be provoked and/or exacerbated by margin calls and forced selling of assets. Investors may also seek to redeem their interests due to changes in interest rates that make other investments more attractive, rebalancing of their asset allocations, changes in investor perception of us and our reputation, unhappiness with a fund's performance or investment strategy, departures or changes in responsibilities of key investment professionals, and liquidity needs.

To the extent appropriate and permissible under a vehicle's constituent documents, we have previously and may in the future limit or prorate redemptions or repurchases in such vehicle for a period of time. This may subject us to reputational harm, make such vehicles less attractive to investors in the future and negatively impact future subscriptions to such vehicles. This could have a material adverse effect on the revenues we derive from such vehicles. For example, market volatility drove a material increase in BREIT repurchase requests beginning in late 2022, and pursuant to the terms of the vehicle, BREIT began to prorate such requests beginning in November 2022. BREIT inflows also materially declined after proration was announced, which led to net outflows in BREIT. The inclusion of redemption features in investment vehicles creates heightened risk of operational error, including with respect to the calculation of net asset values, which could expose us to increased risk of litigation, regulatory action and reputational damage.

In addition, we currently manage a significant portion of investor assets through separately managed accounts whereby we earn management and/or incentive fees, and we intend to continue to seek additional separately managed account mandates. The investment management agreements we enter into in connection with managing separately managed accounts on behalf of certain clients may be terminated by such clients on as little as 30 days' prior written notice. In addition, the boards of directors of the investment management companies we manage could terminate our advisory engagement of those companies, on as little as 30 days' prior written notice. In the case of any such terminations, the management and incentive fees we earn in connection with managing such account or company would immediately cease, which could result in a significant adverse impact on our revenues.

The governing agreements of many of our investment funds provide that, subject to certain conditions, third-party investors in those funds have the right to remove the general partner of the fund or to accelerate the termination date of the investment fund without cause by a majority or supermajority vote, resulting in a reduction in management fees we would earn from such investment funds and a significant reduction in the amounts of Performance Revenues from those funds. Performance Revenues could be significantly reduced as a result of our inability to maximize the value of investments by an investment fund during the liquidation process or in the event of the triggering of a "clawback" obligation or a recoupment of loss carry forward amounts. In addition, the governing agreements of our investment funds provide that in the event certain "key persons" in our investment funds do not meet specified time commitments with regard to managing the fund, then investors in certain funds have the right to vote to terminate the investment period by a specified percentage (including, in certain cases, a simple majority) vote in accordance with specified procedures, accelerate the withdrawal of their capital on an investor-by-investor basis, or the fund's investment period will automatically terminate and a specified percentage (including, in certain cases, a simple majority) vote of investors is required to restart it. In addition, the governing agreements of some of our investment funds provide that investors have the right to terminate, for any reason, the investment period by a vote of 75% of the investors in such fund. In addition to having a significant negative impact on our revenue, net income and cash flow, the occurrence of such an event with respect to any of our investment funds would likely result in significant reputational damage to us.

In addition, because our investment funds have advisers that are registered under the Advisers Act, an “assignment” of the management agreements of our investment funds (which may be deemed to occur in the event these advisers were to experience a change of control) would generally be prohibited without consent of the investment fund, which may require investor consent. We cannot be certain that consents required for assignments of our investment management agreements will be obtained if a change of control occurs, which could result in the termination of such agreements and the corresponding loss of revenue. In addition, with respect to our 1940 Act registered funds, the continuance of each investment fund’s investment management agreement generally must be approved annually by the fund’s board of directors, including independent members of such fund’s board of directors and, in certain cases, by its stockholders, as required by law. Termination of these agreements would cause us to lose the fees we earn from such investment funds.

***Third-party investors in our investment funds with commitment-based structures may not satisfy their contractual obligation to fund capital calls when requested by us, which could adversely affect a fund’s operations and performance.***

Investors in all of our carry funds (and certain of our hedge funds) make capital commitments to those funds that we are entitled to call from those investors at any time during prescribed periods. We depend on investors fulfilling their commitments when we call capital from them in order for those funds to consummate investments and otherwise pay their obligations (for example, management fees) when due. A default by an investor may also limit a fund’s availability to incur borrowings and avail itself of what would otherwise have been available credit. We have not had investors default on capital calls to any meaningful extent. Any investor that did not fund a capital call would generally be subject to several possible penalties, including having a significant amount of its existing investment forfeited in that fund. However, the impact of the forfeiture penalty is directly correlated to the amount of capital previously invested by the investor in the fund and if an investor has invested little or no capital, for instance early in the life of the fund, then the forfeiture penalty may not be as meaningful. Third-party investors in carry funds typically use distributions from prior investments to meet future capital calls. In cases where valuations of investors’ existing investments fall and the pace of distributions slows, investors may be unable to make new commitments to third-party managed investment funds such as those advised by us. If investors were to fail to satisfy a significant amount of capital calls for any particular fund or funds, the operation and performance of those funds could be materially and adversely affected.

***Risk management activities may adversely affect the return on our funds’ investments.***

When managing our exposure to market risks, we may (on our own behalf or on behalf of our funds) from time to time use forward contracts, options, swaps, caps, collars and floors or pursue other strategies or use other forms of derivative instruments to limit our exposure to changes in the relative values of investments that may result from market developments, including changes in prevailing interest rates, currency exchange rates and commodity prices. The use of derivative financial instruments and other risk management strategies may not be properly designed to hedge, manage or otherwise reduce the risks we have identified. In addition, we may not be able to identify, or may not have fully identified, all applicable material market risks to which we are exposed. We may also choose not to hedge, in whole or in part, any of the risks that have been identified. The success of any hedging or other derivatives transactions generally will depend on our ability to correctly predict market changes, the degree of correlation between price movements of a derivative instrument, the position being hedged, the creditworthiness of the counterparty and other factors, some of which may be beyond our ability to hedge. As a result, while we may enter into a transaction in order to reduce our exposure to market risks, the unintended market changes may result in poorer overall investment performance than if it had not been executed. Such transactions may also limit the opportunity for gain if the value of a hedged position increases.

While such hedging arrangements may reduce certain risks, such arrangements themselves may entail certain other risks. These arrangements may require the posting of cash collateral at a time when a fund has insufficient cash or illiquid assets such that the posting of the cash is either impossible or requires the sale of assets at prices



that do not reflect their underlying value. In addition, if our derivative counterparties or clearinghouses fail to meet their obligations with respect to the posting of cash collateral, our efforts to mitigate certain risks may be ineffective. Moreover, these hedging arrangements may generate significant transaction costs, including potential tax costs, that reduce the returns generated by a fund.

Finally, the regulation of derivatives and commodity interest transactions in the United States and other countries is a rapidly changing area of law and is subject to ongoing modification by governmental and judicial action. Newly instituted and amended regulations could significantly increase the cost of entering into derivative contracts (including through requirements to post collateral, which could negatively impact available liquidity), materially alter the terms of derivative contracts, reduce the availability of derivatives to protect against risks, reduce our ability to restructure our existing derivative contracts and increase our exposure to less creditworthy counterparties. Furthermore, the CFTC may in the future require certain foreign exchange products to be subject to mandatory clearing, which could increase the cost of entering into currency hedges.

***Our real estate funds are subject to the risks inherent in the ownership and operation of real estate and the construction and development of real estate.***

Investments by our real estate funds will be subject to the risks inherent in the ownership and operation of real estate and real estate-related businesses and assets. Such investments are subject to the potential for deterioration of real estate fundamentals and the risk of adverse changes in local market and economic conditions, which may include changes in supply of and demand for competing properties in an area, increases in interest rates and borrowing costs, fluctuations in the average occupancy and room rates for hotel properties, changes in demand for commercial office properties (including as a result of an increased prevalence of remote work), changes in the financial resources of tenants, defaults by borrowers or tenants, depressed travel activity, and the lack of availability of mortgage funds, which may render the sale or refinancing of properties difficult or impracticable. In addition, investments in real estate and real estate-related businesses and assets may be subject to the risk of environmental liabilities, contingent liabilities upon disposition of assets, casualty or condemnations losses, energy and supply shortages, natural disasters, climate change related risks (including climate-related transition risks and acute and chronic physical risks), acts of god, terrorist attacks, war, pandemics or other severe public health events, such as COVID-19, and other events that are beyond our control, and various uninsured or uninsurable risks. Further, investments in real estate and real estate-related businesses and assets are subject to changes in law and regulation, including in respect of building, environmental and zoning laws, rent control and other regulations impacting our residential real estate investments and changes to tax laws and regulations, including real property and income tax rates and the taxation of business entities and the deductibility of corporate interest expense. For example, we have seen an increasing focus toward rent regulation as a means to address residential affordability caused by undersupply of housing in certain markets in the U.S. and Europe, which may contribute to adverse operating performance in certain parts of our residential real estate portfolio, including by moderating rent growth in certain geographies and markets. In addition, to the extent our real estate funds acquire direct or indirect interests in undeveloped land or underdeveloped real property, which may often be non-income producing, they will be subject to the risks normally associated with such assets and development activities, including risks relating to the availability and timely receipt of zoning and other regulatory or environmental approvals, the cost and timely completion of construction (including risks beyond the control of our funds, such as weather or labor conditions or material shortages) and the availability of both construction and permanent financing on favorable terms.

***Certain of our investment funds may invest in securities of companies that are experiencing significant financial or business difficulties, including companies involved in bankruptcy or other reorganization and liquidation proceedings. Such investments are subject to a greater risk of poor performance or loss.***

Certain of our investment funds, especially our credit-focused funds, may invest in business enterprises involved in work-outs, liquidations, spin-offs, reorganizations, bankruptcies and similar transactions and may purchase high-risk receivables. An investment in such business enterprises entails the risk that the transaction in which such business enterprise is involved either will be unsuccessful, will take considerable time or will result in a distribution of cash or a new security the value of which will be less than the purchase price to the fund of the security or other financial instrument in respect of which such distribution is received. In addition, if an anticipated transaction does not in fact occur, the fund may be required to sell its investment at a loss. Investments in troubled companies may also be adversely affected by U.S. federal and state laws relating to, among other things, fraudulent conveyances, voidable preferences, lender liability and a bankruptcy court's discretionary power to disallow, subordinate or disenfranchise particular claims. Investments in securities and private claims of troubled companies made in connection with an attempt to influence a restructuring proposal or plan of reorganization in a bankruptcy case may also involve substantial litigation. Because there is substantial uncertainty concerning the outcome of transactions involving financially troubled companies, there is a potential risk of loss by a fund of its entire investment in such company. Adverse publicity and investor perceptions, whether or not based on fundamental analysis, may also decrease the value and liquidity of securities rated below investment grade or otherwise adversely affect our reputation.

In addition, at least one federal Circuit Court has determined that an investment fund could be liable for ERISA Title IV pension obligations (including withdrawal liability incurred with respect to union multiemployer plans) of its portfolio companies, if such fund is a "trade or business" and the fund's ownership interest in the portfolio company is significant enough to bring the investment fund within the portfolio company's "controlled group." While a number of cases have held that managing investments is not a "trade or business" for tax purposes, the Circuit Court in this case concluded the investment fund could be a "trade or business" for ERISA purposes based on certain factors, including the fund's level of involvement in the management of its portfolio companies and the nature of its management fee arrangements. Litigation related to the Circuit Court's decision suggests that additional factors may be relevant for purposes of determining whether an investment fund could face "controlled group" liability under ERISA, including the structure of the investment and the nature of the fund's relationship with other affiliated investors and co-investors in the portfolio company. Moreover, regardless of whether an investment fund is determined to be a "trade or business" for purposes of ERISA, a court might hold that one of the fund's portfolio companies could become jointly and severally liable for another portfolio company's unfunded pension liabilities pursuant to the ERISA "controlled group" rules, depending upon the relevant investment structures and ownership interests as noted above.

***Investments in energy, manufacturing, infrastructure, real estate and certain other assets may expose us to increased environmental liabilities that are inherent in the ownership of real assets.***

Ownership of real assets in our funds or vehicles may increase our risk of direct and/or indirect liability under environmental laws that impose, regardless of fault, joint and several liability for the cost of remediating contamination and compensation for damages. In addition, changes in environmental laws or regulations (including climate change initiatives) or the environmental condition of an investment may create liabilities that did not exist at the time of acquisition. Even in cases where we are indemnified by a seller against liabilities arising out of violations of environmental laws and regulations, there can be no assurance as to the financial viability of the seller to satisfy such indemnities or our ability to achieve enforcement of such indemnities. See "—Climate change, climate and sustainability-related regulation and sustainability concerns could adversely affect our businesses and the operations of our funds' portfolio companies, and any actions we take or fail to take in response to such matters could damage our reputation."

***Investments by our funds in the power and energy industries involve various operational, construction, regulatory and market risks.***

The development, operation and maintenance of power and energy generation facilities involves many risks, including, as applicable, labor issues, start-up risks, breakdown or failure of facilities, lack of sufficient capital to maintain the facilities and the dependence on a specific fuel source. Power and energy generation facilities in

which our funds invest are also subject to risks associated with volatility in the price of fuel sources and the impact of unusual or adverse weather conditions or other natural events, such as droughts, wildfires or hurricanes, as well as the risk of performance below expected levels of output, efficiency or reliability. The occurrence of any such items could result in lost revenues and/or increased expenses. In turn, such developments could impair a portfolio company's ability to repay its debt or conduct its operations. We may also choose or be required to decommission a power generation facility or other asset. The decommissioning process could be protracted and result in the incurrence of significant financial and/or regulatory obligations or other uncertainties.

Our power and energy sector portfolio companies may also face construction risks typical for power generation and related infrastructure businesses. Such developments could result in substantial unanticipated delays or expenses and, under certain circumstances, could prevent completion of construction activities once undertaken. Delays in the completion of any power project may result in lost revenues or increased expenses, including higher operation and maintenance costs related to such portfolio company.

The power and energy sectors are the subject of substantial and complex laws, rules and regulation by various federal and state regulatory agencies. Failure to comply with applicable laws, rules and regulations could result in the prevention of operation of certain facilities or the prevention of the sale of such a facility to a third party, as well as the loss of certain rate authority, refund liability, penalties and other remedies. Each of these could result in additional costs to a portfolio company and adversely affect investment results. In addition, the increased scrutiny placed by regulators, elected officials and certain investors with respect to the incorporation of sustainability factors in the investment process and the impact of certain investments made by our energy funds has negatively impacted and is likely to continue to negatively impact our ability to exit certain of our conventional energy investments on favorable terms. The current U.S. Presidential administration and certain members of the U.S. Congress have expressed support for the repeal of subsidies provided to the clean energy sector by the Inflation Reduction Act of 2022. Conversely, legislative efforts by either party to overturn or modify policies or regulations enacted by the prior administration could adversely affect our certain investments, including our alternative energy investments. Additionally, certain investors have raised concerns as to whether the incorporation of sustainability factors in the investment and portfolio management process may be inconsistent with the fiduciary duty to maximize returns for investors, which may result in such investors calling into question certain non-conventional energy investments made by our energy funds.

In addition, the performance of the investments made by our credit and equity funds in the energy and natural resources markets are also subject to a high degree of market risk, as such investments are likely to be directly or indirectly substantially dependent upon prevailing prices of oil, natural gas and other commodities. Oil and natural gas prices are subject to wide fluctuation in response to factors beyond the control of us or our funds' portfolio companies, including relatively minor changes in the supply and demand for oil and natural gas, market uncertainty, the level of consumer product demand, weather conditions, climate change initiatives, governmental regulation (including with respect to trade and economic sanctions), the price and availability of alternative fuels, political and economic conditions in oil producing countries, foreign supply of such commodities and overall domestic and foreign economic conditions. These factors make it difficult to predict future commodity price movements with any certainty.

***Our funds' investments in infrastructure assets may expose us to increased risks that are inherent in the ownership of real assets.***

Investments in infrastructure assets may expose us to increased risks that are inherent in the ownership of real assets. For example,

- Ownership of infrastructure assets may present risk of liability for personal and property injury or impose significant operating challenges and costs with respect to, for example, compliance with zoning, environmental or other applicable laws.

- Infrastructure asset investments may face construction risks including, without limitation: (a) labor disputes, shortages of material and skilled labor, or work stoppages, (b) slower than projected construction progress and the unavailability or late delivery of necessary equipment, (c) less than optimal coordination with public utilities in the relocation of their facilities, (d) adverse weather conditions and unexpected construction conditions, (e) accidents or the breakdown or failure of construction equipment or processes, and (f) catastrophic events such as explosions, fires, terrorist attacks and other similar events. These risks could result in substantial unanticipated delays or expenses (which may exceed expected or forecasted budgets) and, under certain circumstances, could prevent completion of construction activities once undertaken. Certain infrastructure asset investments may remain in construction phases for a prolonged period and, accordingly, may not be cash generative for a prolonged period. Recourse against the contractor may be subject to liability caps or may be subject to default or insolvency on the part of the contractor.
- The operation of infrastructure assets is exposed to potential unplanned interruptions caused by significant catastrophic or force majeure events. These risks could, among other effects, adversely impact the cash flows available from investments in infrastructure assets, cause personal injury or loss of life, damage property, or instigate disruptions of service. In addition, the cost of repairing or replacing damaged assets could be considerable. Repeated or prolonged service interruptions may result in permanent loss of customers, litigation, or penalties for regulatory or contractual non-compliance. Force majeure events that are incapable of, or too costly to, cure may also have a permanent adverse effect on an investment.
- The management of the business or operations of an infrastructure asset may be contracted to a third-party management company unaffiliated with us. Although it would be possible to replace any such operator, the failure of such an operator to adequately perform its duties or to act in ways that are in our best interest, or the breach by an operator of applicable agreements or laws, rules and regulations, could have an adverse effect on the investment's financial condition or results of operations. Infrastructure investments may involve the subcontracting of design and construction activities in respect of projects, and as a result our funds' investments are subject to the risks that contractual provisions passing liabilities to a subcontractor could be ineffective, the subcontractor fails to perform services which it has agreed to perform and the subcontractor becomes insolvent.

Infrastructure investments often involve an ongoing commitment to a municipal, state, federal or foreign government or regulatory agencies. The nature of these obligations exposes us to a higher level of regulatory control than typically imposed on other businesses and may require us to rely on complex government licenses, concessions, leases or contracts, which may be difficult to obtain or maintain. Such licenses, concessions, leases or contracts may also be terminated for convenience without adequate compensation. Further, many of our funds' investments are in critical infrastructure sectors, such as transportation systems, energy and digital infrastructure, which are generally subject to heightened regulatory scrutiny at the time of investment and ongoing compliance requirements. Such requirements are likely to expand our compliance burdens, costs and enforcement risks.

Infrastructure investments may require operators to manage such investments and such operators' failure to comply with laws, including prohibitions against bribing of government officials, may adversely affect the value of such investments and cause us serious reputational and legal harm. Revenues for such investments may rely on contractual agreements for the provision of services with a limited number of counterparties, and are consequently subject to counterparty default risk. The operations and cash flow of infrastructure investments are also more sensitive to inflation and, in certain cases, commodity price risk. Furthermore, services provided by infrastructure investments may be subject to rate regulations by government entities that determine or limit prices that may be charged. Similarly, users of applicable services or government entities in response to such users may react negatively to any adjustments in rates and thus reduce the profitability of such infrastructure investments.

***Our funds' investments in the life sciences industry may expose us to increased risks.***

Investments by BXLS may expose us to increased risks. For example,

- BXLS's strategies include, among others, investments that are referred to as "corporate partnership" transactions. Corporate partnership transactions are risk-sharing collaborations with biopharmaceutical and medical device partners on drug and medical device development programs and investments in royalty streams of pre-commercial biopharmaceutical products. BXLS's ability to source corporate partnership transactions has been, and will continue to be, in part dependent on the ability of special purpose development companies to identify, diligence, negotiate and in many cases, take the lead in executing the agreed development plans. Moreover, as such special purpose development companies are jointly owned by us or our affiliates and unaffiliated life sciences investors, we (and our funds) are not the sole beneficiaries of such sourcing strategies and capabilities of such special purpose development companies. In addition, payments to BXLS under such corporate partnerships (which can include future royalty or other milestone-based payments) are often contingent upon the achievement of certain milestones, including approvals of the applicable product candidate and/or product sales thresholds, over which BXLS may not have the ability to exercise meaningful control.
- Life sciences and healthcare companies are subject to extensive regulation by the U.S. Food and Drug Administration, similar foreign regulatory authorities and, to a lesser extent, other federal and state agencies. These companies are subject to the expense, delay and uncertainty of the product approval process, and there can be no guarantee that a particular product candidate will obtain regulatory approval. In addition, the current regulatory framework may change or additional regulations may arise at any stage during the product development phase of an investment, which may delay or prevent regulatory approval or impact applicable exclusivity periods. If a company in which our funds are invested is unable to obtain regulatory approval for a product candidate, or a product candidate in which our funds are invested does not obtain regulatory approval, in a timely fashion or at all, the value of our fund's investment would be adversely impacted. In addition, in connection with certain corporate partnership transactions, our special purpose development companies will be contractually obligated to run clinical trials. Further, a clinical trial (including enrollment therein) or regulatory approval process for pharmaceuticals has and may in the future be delayed, otherwise hindered or abandoned as a result of epidemics (including COVID-19), which could have a negative impact on the ability of the investment to engage in trials or receive approvals, and thereby could adversely affect the performance of the investment. In the event such clinical trials do not comply with the complicated regulatory requirements applicable thereto, such special purpose development companies may be subject to regulatory actions.
- Intellectual property often constitutes an important part of a life sciences company's assets and competitive strengths, particularly for royalty monetization and corporate partnership transactions. To the extent such companies' intellectual property positions with respect to products in which BXLS invests, whether through a royalty monetization or otherwise, are challenged, invalidated or circumvented, the value of BXLS's investment or BXLS' rights in a termination event may be impaired. The success of a life sciences investment depends in part on the ability of the biopharmaceutical or medical device companies in whose products BXLS invests to obtain and defend patent rights and other intellectual property rights that are important to the commercialization of such products. The patent positions of such companies can be highly uncertain and often involve complex legal, scientific and factual questions.
- The commercial success of products could be compromised if governmental or third-party payers do not provide coverage and reimbursement, breach, rescind or modify their contracts or reimbursement policies or delay payments for such products. In both the U.S. and foreign markets, the successful sale of a life sciences company's product depends on the ability to obtain and maintain adequate coverage and reimbursement from third-party payers, including government healthcare programs and private insurance plans. Governments and third-party payers continue to pursue aggressive initiatives to contain costs and

manage drug utilization and are increasingly focused on the effectiveness, benefits and costs of similar treatments, which could result in lower reimbursement rates and narrower populations for whom the products in which BXLS invests will be reimbursed by third-party payers. For example, in the U.S., federal legislation has passed that modifies coverage, reimbursement and pricing policies for certain products. Regulatory agencies have provided guidance on how they intend to implement certain components of the legislation. In addition, the Secretary of the Department of Health and Human Services has indicated the potential for substantial policy and personnel changes. In general, as regulatory agencies and others develop policies and continue to define and implement legislation, such policies and legislation may result in lower product prices, altered market dynamics, lower consumer demand for certain products, or the unavailability of adequate third-party payer reimbursement to enable BXLS to realize an appropriate return on its investment.

***Our funds may be forced to dispose of investments at a disadvantageous time.***

Our funds may make investments of which they do not advantageously dispose of prior to the date the applicable fund is dissolved, either by expiration of such fund's term or otherwise. Although we generally expect that our funds will dispose of investments prior to dissolution or that investments will be suitable for in-kind distribution at dissolution, we may not be able to do so. The general partners of our funds have only a limited ability to extend the term of the fund with the consent of fund investors or the advisory board of the fund, as applicable, and therefore, we may be required to sell, distribute or otherwise dispose of investments at a disadvantageous time prior to dissolution. This would result in a lower than expected return on the investments and, perhaps, on the fund itself.

***Hedge fund investments are subject to numerous additional risks.***

Investments by our funds of hedge funds in other hedge funds, as well as investments by our credit-focused, real estate debt and other hedge funds and similar products, are subject to numerous additional risks, including the following:

- Certain of the funds in which we invest are newly established funds without any operating history or are managed by management companies or general partners who may not have as significant track records as a more established manager.
- Generally, the execution of third-party hedge funds' investment strategies is subject to the sole discretion of the management company or the general partner of such funds. As a result, we do not have the ability to control the investment activities of such funds, including with respect to the selection of investment opportunities, any deviation from stated or expected investment strategy, the liquidation of positions and the use of leverage to finance the purchase of investments, each of which may impact our ability to generate a successful return on our fund's investment in such underlying fund.
- Hedge funds may engage in speculative trading strategies, including short selling, which is subject to the theoretically unlimited risk of loss because there is no limit on how much the price of a security may appreciate before the short position is closed out. A fund may be subject to losses if a security lender demands return of the lent securities and an alternative lending source cannot be found or if the fund is otherwise unable to borrow securities that are necessary to hedge or cover its positions.
- Hedge funds are exposed to the risk that a counterparty will not settle a transaction in accordance with its terms and conditions because of a dispute over the terms of the contract (whether or not bona fide) or because of a credit or liquidity problem or otherwise, thus causing the fund to suffer a loss. Counterparty risk is accentuated for contracts with longer maturities where events may intervene to prevent settlement, or where the fund has concentrated its transactions with a single or small group of counterparties. Generally, hedge funds are not restricted from dealing with any particular counterparty or from concentrating any or all of their transactions with one counterparty. Moreover, the funds' internal consideration of the creditworthiness of their counterparties may prove insufficient. The absence of a regulated market to facilitate settlement may increase the potential for losses.

- Credit risk may arise through a default by one of several large institutions that are dependent on one another to meet their liquidity or operational needs, so that a default by one institution causes a series of defaults by the other institutions. This “systemic risk” may adversely affect the financial intermediaries (such as clearing agencies, clearing houses, banks, securities firms and exchanges) with which the hedge funds interact on a daily basis.
- The efficacy of investment and trading strategies depends largely on the ability to establish and maintain an overall market position in a combination of financial instruments. A hedge fund’s trading orders may not be executed in a timely and efficient manner due to various circumstances, including systems failures or human error. In such event, the funds might only be able to acquire some but not all of the components of the position, or if the overall position were to need adjustment, the funds might not be able to make such adjustment. As a result, the funds would not be able to achieve the market position selected by the management company or general partner of such funds, and might incur a loss in liquidating their position.
- Hedge funds are subject to risks due to potential illiquidity of assets. Hedge funds may make investments or hold trading positions in markets that are volatile and which may become illiquid. Timely divestiture or sale of trading positions can be impaired by decreased trading volume, increased price volatility, concentrated trading positions, limitations on the ability to transfer positions in highly specialized or structured transactions to which they may be a party, and changes in industry and government regulations. It may be impossible or costly for hedge funds to liquidate positions rapidly in order to meet margin calls, withdrawal requests or otherwise, particularly if there are other market participants seeking to dispose of similar assets at the same time or the relevant market is otherwise moving against a position or in the event of trading halts or daily price movement limits on the market or otherwise. Any “gate” or similar limitation on withdrawals with respect to hedge funds may not be effective in mitigating such risk. Moreover, these risks may be exacerbated for our funds of hedge funds. For example, if one of our funds of hedge funds were to invest a significant portion of its assets in two or more hedge funds that each had illiquid positions in the same issuer, the illiquidity risk for our funds of hedge funds would be compounded. For example, in 2008 many hedge funds, including some of our hedge funds, experienced significant declines in value. In many cases, these declines in value were both provoked and exacerbated by margin calls and forced selling of assets. Moreover, certain of our funds of hedge funds were invested in third-party hedge funds that halted redemptions in the face of illiquidity and other issues, which precluded those funds of hedge funds from receiving their capital back on request.
- Hedge fund investments are subject to risks relating to investments in commodities, futures, options and other derivatives, the prices of which are highly volatile and may be subject to the theoretically unlimited risk of loss in certain circumstances, including if the fund writes a call option. Price movements of commodities, futures and options contracts and payments pursuant to swap agreements are influenced by, among other things, interest rates, changing supply and demand relationships, trade, fiscal, monetary and exchange control programs and policies of governments and national and international political and economic events and policies. The value of futures, options and swap agreements also depends upon the price of the commodities underlying them and prevailing exchange rates. In addition, hedge funds’ assets are subject to the risk of the failure of any of the exchanges on which their positions trade or of their clearinghouses or counterparties. Most U.S. commodities exchanges limit fluctuations in certain commodity interest prices during a single day by imposing “daily price fluctuation limits” or “daily limits,” the existence of which may reduce liquidity or effectively curtail trading in particular markets. As a result of their affiliation with us, our hedge funds may from time to time be restricted from trading in certain securities (e.g., publicly traded securities issued by our current or potential portfolio companies). This may limit their ability to acquire and/or subsequently dispose of investments in connection with transactions that would otherwise generally be permitted in the absence of such affiliation. In addition, the use of leverage by the hedge funds in which our funds of hedge funds invest poses additional risks, including those described in “— Dependence on significant leverage in investments by our funds could adversely affect our ability to achieve attractive rates of return on those investments.”

***We are reliant on third-party service providers for certain aspects of our business, and are subject to risks in using prime brokers, custodians, counterparties, administrators and other agents.***

We are reliant on other third-party service providers for certain technology platforms that facilitate the continued operation of our business, including cloud-based services. We generally have less control over the delivery of such third-party services, and as a result, may face disruptions to our ability to operate our business as a result of interruptions of such services. A prolonged global failure of cloud services provided to us could result in cascading systems failures. In addition, we may not be able to adapt our information systems and technology to accommodate our growth, or the cost of maintaining such systems may increase materially from its current level, which could have a material adverse effect on us.

Many of our funds depend on the services of prime brokers, custodians, counterparties, administrators and other agents, including to carry out certain securities and derivatives transactions. The terms of these contracts are often customized and complex, and many of these arrangements occur in markets or relate to products that are subject to limited or no regulatory oversight. Some of our funds utilize prime brokerage arrangements with a relatively limited number of counterparties, which has the effect of concentrating the transaction volume (and related counterparty default risk) of these funds with these counterparties. Our funds are subject to the risk that the counterparty to one or more of these contracts defaults, either voluntarily or involuntarily, on its performance under the contract. Any such default may occur suddenly and without notice to us. Moreover, if a counterparty defaults, we may be unable to take action to cover our exposure, either because we lack contractual recourse or because market conditions make it difficult to take effective action. This inability could occur in times of market stress, which is when defaults are most likely to occur.

In addition, our risk management process may not accurately anticipate the impact of market stress or counterparty financial condition, and as a result, we may not have taken sufficient action to reduce our risks effectively. Default risk may arise from events or circumstances that are difficult to detect, foresee or evaluate. In addition, concerns about, or a default by, one large participant could lead to significant liquidity problems for other participants, which may in turn expose us to significant losses. Although we have risk management processes to ensure that we are not exposed to a single counterparty for significant periods of time, given the large number and size of our funds, we often have large positions with a single counterparty. For example, most of our funds have credit lines. If the lender under one or more of those credit lines were to become insolvent, we may have difficulty replacing the credit line and one or more of our funds may face liquidity problems.

In the event of a counterparty default, particularly a default by a major investment bank or a default by a counterparty to a significant number of our contracts, one or more of our funds may have outstanding trades that they cannot settle or are delayed in settling. As a result, these funds could incur material losses and the resulting market impact of a major counterparty default could harm our businesses, results of operation and financial condition. In addition, under certain local clearing and settlement regimes in Europe, we or our funds could be subject to settlement discipline fines. See “— Complex regulatory regimes and potential regulatory changes in jurisdictions outside the United States could adversely affect our business.”

In the event of the insolvency of a prime broker, custodian, counterparty or any other party that is holding assets of our funds as collateral, our funds might not be able to recover equivalent assets in full as they will rank among the prime broker’s, custodian’s or counterparty’s unsecured creditors in relation to the assets held as collateral. In addition, our funds’ cash held with a prime broker, custodian or counterparty generally will not be segregated from the prime broker’s, custodian’s or counterparty’s own cash, and our funds may therefore rank as unsecured creditors in relation thereto. If our derivatives transactions are cleared through a derivatives clearing organization, the CFTC has issued final rules regulating the segregation and protection of collateral posted by customers of cleared and uncleared swaps. The CFTC is also working to provide new guidance regarding prime broker arrangements and intermediation generally with regard to trading on swap execution facilities.



The counterparty risks that we face have increased in complexity and magnitude over time. For example, in certain areas the number of counterparties we face has increased and may continue to increase, which may result in increased complexity and monitoring costs. Conversely, in certain other areas, the consolidation and elimination of counterparties has increased our concentration of counterparty risk and decreased the universe of potential counterparties, and our funds are generally not restricted from dealing with any particular counterparty or from concentrating any or all of their transactions with one counterparty. In addition, counterparties have in the past and may in the future react to market volatility by tightening underwriting standards and increasing margin requirements for all categories of financing, which may decrease the overall amount of leverage available and increase the costs of borrowing.

***Underwriting activities by our capital markets services business expose us to risks.***

Blackstone Securities Partners L.P. may act as an underwriter, syndicator or placement agent in securities offerings and, through affiliated entities, loan syndications. We may incur losses and be subject to reputational harm to the extent that, for any reason, we are unable to sell securities or indebtedness we purchased or placed as an underwriter, syndicator or placement agent at the anticipated price levels or at all. As an underwriter, syndicator or placement agent, we also may be subject to liability for material misstatements or omissions in prospectuses and other offering documents relating to offerings we underwrite, syndicate or place.

**Risks Related to Our Organizational Structure**

***We are not required to comply with certain provisions of U.S. securities laws relating to proxy statements and certain related matters. This, coupled with the significant voting power of holders of our Series I preferred stock and Series II preferred stock, may limit the ability of holders of our common stock to influence our business.***

Holders of our common stock are entitled to vote pursuant to Delaware law with respect to:

- A conversion of the legal entity form of Blackstone,
- A transfer, domestication or continuance of Blackstone to a foreign jurisdiction,
- Any amendment of our certificate of incorporation to change the par value of our common stock or the powers, preferences or special rights of our common stock in a way that would affect our common stock adversely,
- Any amendment of our certificate of incorporation that requires for action the vote of a greater number or portion of the holders of common stock than is required by any section of Delaware law, and
- Any amendment of our certificate of incorporation to elect to become a close corporation under Delaware law.

In addition, our certificate of incorporation provides voting rights to holders of our common stock on the following additional matters:

- A sale, exchange or disposition of all or substantially all of our assets,
- A merger, consolidation or other business combination,
- Any amendment of our certificate of incorporation or bylaws enlarging the obligations of the common stockholders,
- Any amendment of our certificate of incorporation requiring the vote of the holders of a percentage of the voting power of the outstanding common stock and Series I preferred stock, voting together as a single class, to take any action in a manner that would have the effect of reducing such voting percentage and
- Any amendments of our certificate of incorporation that are not included in the specified set of amendments that the Series II Preferred Stockholder has the sole right to vote on.

Furthermore, our certificate of incorporation provides that the holders of at least 66 2/3% of the voting power of the outstanding shares of common stock and Series I preferred stock may vote to require the Series II Preferred Stockholder to transfer its shares of Series II preferred stock to a successor Series II Preferred Stockholder designated by the holders of at least a majority of the voting power of the outstanding shares of common stock and Series I preferred stock.

Other matters that are required to be submitted to a vote of the holders of our common stock generally require the approval of a majority of the voting power of our outstanding shares of common stock and Series I preferred stock, voting together as a single class, including certain sales, exchanges or other dispositions of all or substantially all of our assets, a merger, consolidation or other business combination, certain amendments to our certificate of incorporation and the designation of a successor Series II Preferred Stockholder. Holders of our Series I preferred stock, as such, will collectively be entitled to a number of votes equal to the aggregate number of Blackstone Holdings Partnership Units held by the limited partners of the Blackstone Holdings Partnerships on the relevant record date and will vote together with holders of our common stock as a single class. As of February 21, 2025, Blackstone Partners L.L.C., an entity owned by the senior managing directors of Blackstone and controlled by Mr. Schwarzman, owned the only share of Series I preferred stock outstanding, representing approximately 38.5% of the total combined voting power of the common stock and Series I preferred stock, taken together.

Our certificate of incorporation and bylaws contain additional provisions affecting the holders of our common stock, including certain limits on the ability of the holders of our common stock to call meetings, to acquire information about our operations and to influence the manner or direction of our management. In addition, any person that beneficially owns 20% or more of the common stock then outstanding (other than the Series II Preferred Stockholder or its affiliates, a direct or subsequently approved transferee of the Series II Preferred Stockholder or its affiliates or a person or group that has acquired such stock with the prior approval of our board of directors) is unable to vote such stock on any matter submitted to such stockholders.

Moreover, we are not required to file proxy statements or information statements under Section 14 of the Exchange Act except in circumstances where a vote of holders of our common stock is required under our certificate of incorporation or Delaware law, such as a merger, business combination or sale of all or substantially all of our assets. In addition, we will generally not be subject to the “say-on-pay” and “say-on-frequency” provisions of the Dodd-Frank Act. As a result, our common stockholders do not have an opportunity to provide a non-binding vote on the compensation of our named executive officers. Moreover, holders of our common stock are not able to bring matters before our annual meeting of stockholders or nominate directors at such meeting, nor are they generally able to submit stockholder proposals under Rule 14a-8 of the Exchange Act.

As a result, the holders of our common stock may be limited in their ability to influence our business. See “—Potential conflicts of interest may arise among the Series II Preferred Stockholder and the holders of our common stock.”

***We are a controlled company and as a result qualify for some exceptions from certain corporate governance and other requirements of the New York Stock Exchange.***

Because the Series II Preferred Stockholder holds more than 50% of the voting power for the election of directors, we are a “controlled company” and fall within exceptions from certain corporate governance and other requirements of the rules of the New York Stock Exchange. Pursuant to these exceptions, controlled companies

may elect not to comply with certain corporate governance requirements of the New York Stock Exchange, including the requirements (a) that a majority of our board of directors consist of independent directors, (b) that we have a nominating and corporate governance committee that is composed entirely of independent directors, (c) that we have a compensation committee that is composed entirely of independent directors and (d) that the compensation committee be required to consider certain independence factors when engaging compensation consultants, legal counsel and other committee advisers. While we currently have a majority independent board of directors, we have elected to avail ourselves of the other exceptions. Accordingly, our common stockholders generally do not have the same protections afforded to stockholders of companies that are subject to all of the corporate governance requirements of the NYSE.

***Potential conflicts of interest may arise among the Series II Preferred Stockholder and the holders of our common stock.***

Blackstone Group Management L.L.C., an entity owned by senior managing directors of Blackstone and controlled by Mr. Schwarzman, is the sole holder of the Series II Preferred stock. As a result, conflicts of interest may arise among the Series II Preferred Stockholder, on the one hand, and us and our holders of our common stock, on the other hand. The Series II Preferred Stockholder has the ability to influence our business and affairs through its ownership of Series II Preferred stock, the Series II Preferred Stockholder's general ability to appoint our board of directors, and provisions under our certificate of incorporation requiring Series II Preferred Stockholder approval for certain corporate actions (in addition to approval by our board of directors). If the holders of our common stock are dissatisfied with the performance of our board of directors, they have no ability to remove any of our directors, with or without cause. In addition, our certificate of incorporation contains provisions stating that the Series II Preferred Stockholder is under no obligation to consider the separate interests of the other stockholders (including, without limitation, the tax consequences to such stockholders) in its decisions and shall not be liable to the other stockholders for damages for any losses, liabilities or benefits not derived by such stockholders in connection with such decisions.

Further, through its ability to elect our board of directors, the Series II Preferred Stockholder has the ability to indirectly influence the determination of the amount and timing of our funds' investments and dispositions, cash expenditures, indebtedness, issuances of additional partnership interests, tax liabilities and amounts of reserves, each of which can affect the amount of cash that is available for distribution to holders of Blackstone Holdings Partnership Units.

In addition, conflicts may arise relating to the selection, structuring and disposition of investments and other transactions, declaring dividends and other distributions and other matters due to the fact that our senior managing directors hold their Blackstone Holdings Partnership Units directly or through pass-through entities that are not subject to corporate income taxation. See "Part III. Item 13. Certain Relationships and Related Transactions, and Director Independence" and "Part III. Item 10. Directors, Executive Officers and Corporate Governance."

***The Series II Preferred Stockholder will not be liable to Blackstone or holders of our common stock for any acts or omissions unless there has been a final and non-appealable judgment determining that the Series II Preferred Stockholder acted in bad faith or engaged in fraud or willful misconduct and we have also agreed to indemnify the Series II Preferred Stockholder to a similar extent.***

Even if there is deemed to be a breach of the obligations set forth in our certificate of incorporation, our certificate of incorporation provides that the Series II Preferred Stockholder will not be liable to us or the holders of our common stock for any acts or omissions unless there has been a final and non-appealable judgment by a court of competent jurisdiction determining that the Series II Preferred Stockholder or its officers and directors acted in bad faith or engaged in fraud or willful misconduct. These provisions are detrimental to the holders of our common stock because they restrict the remedies available to stockholders for actions of the Series II Preferred Stockholder.

In addition, we have agreed to indemnify the Series II Preferred Stockholder and our former general partner and its controlling affiliates and any current or former officer or director of any of Blackstone or its subsidiaries, the Series II Preferred Stockholder or former general partner and certain other specified persons (collectively, the “Indemnitees”), to the fullest extent permitted by law, against any and all losses, claims, damages, liabilities, joint or several, expenses (including legal fees and expenses), judgments, fines, penalties, interest, settlements or other amounts incurred by any Indemnitee. We have agreed to provide this indemnification if the Indemnitee acted in good faith and in a manner the Indemnitee reasonably believed to be in or not opposed to the best interests of Blackstone, and with respect to any alleged conduct resulting in a criminal proceeding against the Indemnitee, such person had no reasonable cause to believe that such person’s conduct was unlawful. We have also agreed to provide this indemnification for criminal proceedings.

***The Series II Preferred Stockholder may transfer its interest in the sole share of Series II preferred stock which could materially alter our operations.***

Without the approval of any other stockholder, the Series II Preferred Stockholder may transfer the sole outstanding share of our Series II preferred stock held by it to a third party upon receipt of approval to do so by our board of directors and satisfaction of certain other requirements. Further, the members or other interest holders of the Series II Preferred Stockholder may sell or transfer all or part of their outstanding equity or other interests in the Series II Preferred Stockholder at any time without our approval. A new holder of our Series II preferred stock or new controlling members of the Series II Preferred Stockholder may appoint directors to our board of directors who have a different philosophy and/or investment objectives from those of our current directors. A new holder of our Series II Preferred stock, new controlling members of the Series II Preferred Stockholder and/or the directors they appoint to our board of directors could also have a different philosophy for the management of our business, including the hiring and compensation of our investment professionals. If any of the foregoing were to occur, we could experience difficulty in forming new funds and other investment vehicles and in making new investments, and the value of our existing investments, our business, our results of operations and our financial condition could materially suffer.

***We intend to pay regular dividends to holders of our common stock, but our ability to do so may be limited by cash flow from operations and available liquidity, our holding company structure, applicable provisions of Delaware law and contractual restrictions.***

Our intention to pay to holders of common stock a quarterly dividend representing approximately 85% of Blackstone Inc.’s share of Distributable Earnings, subject to adjustment by amounts determined by Blackstone’s board of directors to be necessary or appropriate to provide for the conduct of its business, to make appropriate investments in its business and our funds, to comply with applicable law, any of its debt instruments or other agreements, or to provide for future cash requirements such as tax-related payments, clawback obligations and dividends to stockholders for any ensuing quarter. All of the foregoing is subject to the qualification that the declaration and payment of any dividends are at the sole discretion of our board of directors, and may change at any time, including, without limitation, to reduce such quarterly dividends or to eliminate such dividends entirely.

Blackstone Inc. is a holding company and has no material assets other than the ownership of the partnership units in Blackstone Holdings held through wholly owned subsidiaries. Blackstone Inc. has no independent means of generating revenue. Accordingly, we intend to cause Blackstone Holdings to make distributions to its partners, including Blackstone Inc.’s wholly owned subsidiaries, to fund any dividends Blackstone Inc. may declare on our common stock.

Our ability to make dividends to our stockholders will depend on a number of factors, including among others general economic and business conditions, our strategic plans and prospects, our business and investment opportunities, our financial condition and operating results, including the timing and extent of our realizations, working capital requirements and anticipated cash needs, contractual restrictions and obligations including fulfilling

our current and future capital commitments, legal, tax and regulatory restrictions, restrictions and other implications on the payment of dividends by us to holders of our common stock or payment of distributions by our subsidiaries to us and such other factors as our board of directors may deem relevant. Our ability to pay dividends is also subject to the availability of lawful funds therefor as determined in accordance with the Delaware General Corporation Law.

***The amortization of finite-lived intangible assets and non-cash equity-based compensation results in expenses that may increase the net loss we record in certain periods or cause us to record a net loss in periods during which we would otherwise have recorded net income.***

As of December 31, 2024, we have \$165.2 million of finite-lived intangible assets (in addition to \$1.9 billion of goodwill), net of accumulated amortization. These finite-lived intangible assets are from our initial public offering (“IPO”) and subsequent business acquisitions. We are amortizing these finite-lived intangibles over their estimated useful lives, which range from three to twenty years, using the straight-line method, with a weighted-average remaining amortization period of 5.3 years as of December 31, 2024. We also record non-cash equity-based compensation from grants made in the ordinary course of business and in connection with other business acquisitions. The amortization of these finite-lived intangible assets and of this non-cash equity-based compensation will increase our expenses during the relevant periods. These expenses may increase the net loss we record in certain periods or cause us to record a net loss in periods during which we would otherwise have recorded net income. A substantial and sustained decline in our share price could result in an impairment of intangible assets or goodwill leading to a further reduction in net income or increase to net loss in the relevant period.

***We are required to pay our senior managing directors for most of the benefits relating to any additional tax depreciation or amortization deductions we may claim as a result of the tax basis step-up we received as part of the reorganization we implemented in connection with our IPO or receive in connection with future exchanges of our common stock and related transactions.***

As part of the reorganization we implemented in connection with our IPO, we purchased interests in our business from our pre-IPO owners. In addition, holders of partnership units in Blackstone Holdings (other than Blackstone Inc.’s wholly owned subsidiaries), subject to the vesting and minimum retained ownership requirements and transfer restrictions set forth in the partnership agreements of the Blackstone Holdings Partnerships, may up to four times each year (subject to the terms of the exchange agreement) exchange their Blackstone Holdings Partnership Units for shares of Blackstone Inc.’s common stock on a one-for-one basis. A Blackstone Holdings limited partner must exchange one partnership unit in each of the Blackstone Holdings Partnerships to effect an exchange for a share of common stock. The purchase and subsequent exchanges are expected to result in increases in the tax basis of the tangible and intangible assets of Blackstone Holdings that otherwise would not have been available. These increases in tax basis may increase (for tax purposes) depreciation and amortization and therefore reduce the amount of tax that we would otherwise be required to pay in the future, although the IRS may challenge all or part of that tax basis increase, and a court could sustain such a challenge.

We have entered into a tax receivable agreements with our senior managing directors and other pre-IPO owners that provides for the payment by us to the counterparties of 85% of the amount of cash savings, if any, in U.S. federal, state and local income tax or franchise tax that we actually realize as a result of these increases in tax basis and of certain other tax benefits related to entering into the tax receivable agreement, including tax benefits attributable to payments under the tax receivable agreement. This payment obligation is an obligation of Blackstone Inc. and/or its wholly owned subsidiaries and not of Blackstone Holdings. As such, the cash distributions to public stockholders may vary from holders of Blackstone Holdings Partnership Units (held by Blackstone personnel and others) to the extent payments are made under the tax receivable agreements to selling holders of Blackstone Holdings Partnership Units. As the payments reflect actual tax savings received by Blackstone entities, there may be a timing difference between the tax savings received by Blackstone entities and the cash payments to

selling holders of Blackstone Holdings Partnership Units. While the actual increase in tax basis, as well as the amount and timing of any payments under this agreement, will vary depending upon a number of factors, including the timing of exchanges, the price of our common stock at the time of the exchange, the extent to which such exchanges are taxable and the amount and timing of our income, we expect that as a result of the size of the increases in the tax basis of the tangible and intangible assets of Blackstone Holdings, the payments that we may make under the tax receivable agreements will be substantial. The payments under a tax receivable agreement are not conditioned upon a tax receivable agreement counterparty's continued ownership of us. We may need to incur debt to finance payments under the tax receivable agreement to the extent our cash resources are insufficient to meet our obligations under the tax receivable agreements as a result of timing discrepancies or otherwise.

Although we are not aware of any issue that would cause the IRS to challenge a tax basis increase, the tax receivable agreement counterparties will not reimburse us for any payments previously made under the tax receivable agreement. As a result, in certain circumstances payments to the counterparties under the tax receivable agreement could be in excess of our actual cash tax savings. Our ability to achieve benefits from any tax basis increase, and the payments to be made under the tax receivable agreements, will depend upon a number of factors, as discussed above, including the timing and amount of our future income.

***If Blackstone Inc. were deemed an "investment company" under the 1940 Act, applicable restrictions could make it impractical for us to continue our business as contemplated and could have a material adverse effect on our business.***

An entity will generally be deemed to be an "investment company" for purposes of the 1940 Act if: (a) it is or holds itself out as being engaged primarily, or proposes to engage primarily, in the business of investing, reinvesting or trading in securities, or (b) absent an applicable exemption, it owns or proposes to acquire investment securities having a value exceeding 40% of the value of its total assets (exclusive of U.S. government securities and cash items) on an unconsolidated basis. We believe that we are engaged primarily in the business of providing asset management and capital markets services and not in the business of investing, reinvesting or trading in securities. We also believe that the primary source of income from each of our businesses is properly characterized as income earned in exchange for the provision of services. We hold ourselves out as an asset management and capital markets firm and do not propose to engage primarily in the business of investing, reinvesting or trading in securities. Accordingly, we do not believe that Blackstone Inc. is an "orthodox" investment company as defined in section 3(a)(1)(A) of the 1940 Act and described in clause (a) in the first sentence of this paragraph. Furthermore, Blackstone Inc. does not have any material assets other than its equity interests in certain wholly owned subsidiaries, which in turn will have no material assets (other than intercompany debt) other than general partner interests in the Blackstone Holdings Partnerships. These wholly owned subsidiaries are the sole general partners of the Blackstone Holdings Partnerships and are vested with all management and control over the Blackstone Holdings Partnerships. We do not believe the equity interests of Blackstone Inc. in its wholly owned subsidiaries or the general partner interests of these wholly owned subsidiaries in the Blackstone Holdings Partnerships are investment securities. Moreover, because we believe that the capital interests of the general partners of our funds in their respective funds are neither securities nor investment securities, we believe that less than 40% of Blackstone Inc.'s total assets (exclusive of U.S. government securities and cash items) on an unconsolidated basis are comprised of assets that could be considered investment securities. Accordingly, we do not believe Blackstone Inc. is an inadvertent investment company by virtue of the 40% test in section 3(a)(1)(C) of the 1940 Act as described in clause (b) in the first sentence of this paragraph. In addition, we believe Blackstone Inc. is not an investment company under section 3(b)(1) of the 1940 Act because it is primarily engaged in a non-investment company business.

The 1940 Act and the rules thereunder contain detailed parameters for the organization and operation of investment companies. Among other things, the 1940 Act and the rules thereunder limit or prohibit transactions with affiliates, impose limitations on the issuance of debt and equity securities, generally prohibit the issuance of options and impose certain governance requirements. We intend to conduct our operations so that Blackstone Inc.

will not be deemed to be an investment company under the 1940 Act. If anything were to happen which would cause Blackstone Inc. to be deemed to be an investment company under the 1940 Act, requirements imposed by the 1940 Act, including limitations on our capital structure, ability to transact business with affiliates (including us) and ability to compensate key employees, could make it impractical for us to continue our business as currently conducted, impair the agreements and arrangements between and among Blackstone Inc., Blackstone Holdings and our senior managing directors, or any combination thereof, and materially adversely affect our business, financial condition and results of operations. In addition, we may be required to limit the amount of investments that we make as a principal or otherwise conduct our business in a manner that does not subject us to the registration and other requirements of the 1940 Act.

***Other anti-takeover provisions in our charter documents could delay or prevent a change in control.***

In addition to the provisions described elsewhere relating to the Series II Preferred Stockholder's control, other provisions in our certificate of incorporation and bylaws may discourage, delay or prevent a merger or acquisition that a stockholder may consider favorable by, for example:

- permitting our board of directors to issue one or more series of preferred stock,
- providing for the loss of voting rights for the common stock,
- requiring advance notice for stockholder proposals and nominations if they are ever permitted by applicable law,
- placing limitations on convening stockholder meetings,
- prohibiting stockholder action by written consent unless such action is consent to by the Series II Preferred Stockholder and
- imposing super-majority voting requirements for certain amendments to our certificate of incorporation.

These provisions may also discourage acquisition proposals or delay or prevent a change in control.

**Risks Related to Our Common Stock**

***The price of our common stock may decline due to the large number of shares of common stock eligible for future sale and for exchange.***

The market price of our common stock could decline as a result of sales of a large number of shares of common stock in the market in the future or the perception that such sales could occur. These sales, or the possibility that these sales may occur, also might make it more difficult for us to sell shares of common stock in the future at a time and at a price that we deem appropriate. We had a total of 729,415,925 shares of common stock outstanding as of February 21, 2025. Subject to the lock-up restrictions described below, we may issue and sell in the future additional shares of common stock. Limited partners of Blackstone Holdings owned an aggregate of 439,589,683 Blackstone Holdings Partnership Units outstanding as of February 21, 2025. In connection with our initial public offering, we entered into an exchange agreement with holders of Blackstone Holdings Partnership Units (other than Blackstone Inc.'s wholly owned subsidiaries) so that these holders, subject to the vesting and minimum retained ownership requirements and transfer restrictions set forth in the partnership agreements of the Blackstone Holdings Partnerships, may up to four times each year (subject to the terms of the exchange agreement) exchange their Blackstone Holdings Partnership Units for shares of Blackstone Inc. common stock on a one-for-one basis, subject to customary conversion rate adjustments for splits, unit distributions and reclassifications. A Blackstone Holdings limited partner must exchange one partnership unit in each of the Blackstone Holdings Partnerships to effect an exchange for a share of common stock. The common stock we issue upon such exchanges would be "restricted securities," as defined in Rule 144 under the Securities Act, unless we register such issuances. However, we have entered into a registration rights agreement with the limited partners of the Blackstone Holdings Partnerships that requires us to register these shares of common stock under the

Securities Act and we have filed registration statements that cover the delivery of common stock issued upon exchange of Blackstone Holdings Partnership Units. See “Part III. Item 13. Certain Relationships and Related Transactions, and Director Independence — Transactions with Related Persons — Registration Rights Agreement.” While the partnership agreements of the Blackstone Holdings Partnerships and related agreements contractually restrict the ability of Blackstone personnel to transfer the Blackstone Holdings Partnership Units or Blackstone Inc. common stock they hold and require that they maintain a minimum amount of equity ownership during their employ by us, these contractual provisions may lapse over time or be waived, modified or amended at any time.

As of February 21, 2025, we had granted 52,898,279 outstanding deferred restricted shares of common stock and 8,879,032 outstanding deferred restricted Blackstone Holdings Partnership Units to our non-senior managing director professionals and senior managing directors under the Blackstone Inc. Amended and Restated 2007 Equity Incentive Plan (“2007 Equity Incentive Plan”). The aggregate number of shares of common stock and Blackstone Holdings Partnership Units (together, “Shares”) covered by our 2007 Equity Incentive Plan is increased on the first day of each fiscal year during its term by a number of Shares equal to the positive difference, if any, of (a) 15% of the aggregate number of Shares outstanding on the last day of the immediately preceding fiscal year (excluding Blackstone Holdings Partnership Units held by Blackstone Inc. or its wholly owned subsidiaries) minus (b) the aggregate number of Shares covered by our 2007 Equity Incentive Plan as of such date (unless the administrator of the 2007 Equity Incentive Plan should decide to increase the number of Shares covered by the plan by a lesser amount). An aggregate of 173,433,328 additional Shares were available for grant under our 2007 Equity Incentive Plan as of February 21, 2025. We have filed a registration statement and intend to file additional registration statements on Form S-8 under the Securities Act to register common stock covered by the 2007 Equity Incentive Plan (including pursuant to automatic annual increases). Any such Form S-8 registration statement will automatically become effective upon filing. Moreover, we have filed a registration statement on Form S-3 under the Securities Act to register common stock, among other securities, for future offerings. Accordingly, common stock registered under such registration statement will be available for sale in the open market.

In addition, the Blackstone Holdings partnership agreements authorize the wholly owned subsidiaries of Blackstone Inc. which are the general partners of those partnerships to issue an unlimited number of additional partnership securities of the Blackstone Holdings Partnerships with such designations, preferences, rights, powers and duties that are different from, and may be senior to, those applicable to the Blackstone Holdings Partnership Units, and which may be exchangeable for our shares of common stock.

***Our certificate of incorporation also provides us with a right to acquire all of the then outstanding shares of common stock under specified circumstances, which may adversely affect the price of our shares of common stock and the ability of holders of shares of common stock to participate in further growth in our stock price.***

Our certificate of incorporation provides that, if at any time, less than 10% of the total shares of any class of our stock then outstanding (other than Series I preferred stock and Series II preferred stock) is held by persons other than the Series II Preferred Stockholder and its affiliates, we may exercise our right to call and purchase all of the then outstanding shares of common stock held by persons other than the Series II Preferred Stockholder or its affiliates or assign this right to the Series II Preferred Stockholder or any of its affiliates. As a result, a stockholder may have his or her shares of common stock purchased from him or her at an undesirable time or price and in a manner which adversely affects the ability of a stockholder to participate in further growth in our stock price.



***Our amended and restated bylaws designate the Court of Chancery of the State of Delaware or the federal district courts of the United States of America, as applicable, as the sole and exclusive forum for certain types of actions and proceedings that may be initiated by our stockholders, which could limit our stockholders' ability to obtain a favorable judicial forum for disputes with Blackstone or our directors, officers or other employees.***

Our amended and restated bylaws provide that, unless we consent in writing to the selection of an alternative forum, the Court of Chancery of the State of Delaware will, to the fullest extent permitted by law, be the sole and exclusive forum for: (a) any derivative action or proceeding brought on our behalf, (b) any action asserting a breach of fiduciary duty owed by any of our current or former directors, officers, stockholders or employees to us or our stockholders, (c) any action asserting a claim against us arising under the Delaware General Corporation Law (the "DGCL"), our certificate of incorporation or our amended and restated bylaws or as to which the DGCL confers jurisdiction on the Court of Chancery of the State of Delaware, or (d) any action asserting a claim against us that is governed by the internal affairs doctrine.

Our amended and restated bylaws further provide that, unless we consent in writing to the selection of an alternative forum, to the fullest extent permitted by law, the federal district courts of the United States of America will be the exclusive forum for the resolution of any complaint asserting a cause of action arising under the federal securities laws of the United States, including, in each case, the applicable rules and regulations promulgated thereunder.

Any person or entity purchasing or otherwise acquiring any interest in any shares of our capital stock shall be deemed to have notice of and to have consented to the forum provision in our amended and restated bylaws. This choice-of-forum provision may limit a stockholder's ability to bring a claim in a different judicial forum, including one that it may find favorable or convenient for a specified class of disputes with Blackstone or our directors, officers, other stockholders or employees, which may discourage such lawsuits. Alternatively, if a court were to find this provision of our amended and restated bylaws inapplicable or unenforceable with respect to one or more of the specified types of actions or proceedings, we may incur additional costs associated with resolving such matters in other jurisdictions, which could materially adversely affect our business, financial condition and results of operations and result in a diversion of the time and resources of our management and board of directors.

**Item 1B. Unresolved Staff Comments**

None.

## Item 1C. Cybersecurity

### Cybersecurity Risk Management and Strategy

Blackstone maintains a comprehensive cybersecurity program, including policies and procedures designed to protect our systems, operations and the data entrusted to us by our investors, employees, portfolio companies and business partners from anticipated threats or hazards. Blackstone utilizes a variety of protective measures as a part of its cybersecurity program. These measures include, where appropriate, physical and digital access controls, patch management, identity verification and mobile device management software, new hire and annual employee cybersecurity awareness and best practices training programs, security baselines and tools to report anomalous activity, and monitoring of data usage, hardware and software.

We test our cybersecurity defenses regularly through automated and manual vulnerability scanning, to identify and remediate critical vulnerabilities. In addition, we conduct annual “white hat” penetration tests to validate our security posture. We examine our cybersecurity program every two to three years with third parties, evaluating its effectiveness in part by considering industry standards and established frameworks, such as the National Institute of Standards and Technology and Center for Internet Security, as guidelines. Further, we engage in cybersecurity incident tabletop exercises and scenario planning exercises involving hypothetical cybersecurity incidents to test our cybersecurity incident response processes. Our Chief Security Officer (the “CSO”) and members of senior management, Legal and Compliance, Technology and Innovations (“BXTI”) and Global Corporate Affairs participate in these exercises. Learnings from these tabletop exercises and any cybersecurity events we experience are reviewed, discussed and incorporated into our cybersecurity incident response processes, as appropriate.

In addition to our internal exercises to test aspects of our cybersecurity program, we periodically engage independent third parties to analyze data on the interactions of users of our information technology resources, including employees, and conduct penetration tests and scanning exercises to assess the performance of our cybersecurity systems and processes.

We have a comprehensive Security Incident Response Plan (the “IRP”) designed to inform the proper escalation of non-routine suspected or confirmed information security or cybersecurity events based on the expected risk an event presents. As appropriate, a Security Incident Response Team composed of individuals from several internal technical and managerial functions may be formed to investigate and remediate the event and determine the extent of external advisor support required, including from external counsel, forensic investigators, and/or law enforcement. The IRP sets out ongoing monitoring or remediating actions to be taken after resolution of an incident. The IRP is reviewed at least annually by members of BXTI and Legal and Compliance.

Blackstone maintains a formal cybersecurity risk management process and cybersecurity risk register, designed to identify, track and treat cybersecurity risks at the firm, and integrates these processes into the firm’s overall risk management practices described above. Our CSO periodically discusses and reviews cybersecurity risks and related mitigants with our enterprise risk committee and incorporates relevant cybersecurity risk updates and metrics in the semi-annual enterprise-wide risk management report.

Blackstone has a process designed to assess the cybersecurity risks associated with the engagement of third-party vendors. This assessment is conducted on the basis of, among other factors, the types of services provided and the extent and type of Blackstone data accessed or processed by a third-party vendor. On the basis of its preliminary risk assessment of a third-party vendor, Blackstone may conduct further cybersecurity reviews or request remediation of, or contractual protections related to, any actual or potential identified cybersecurity risks.

In addition, where appropriate, Blackstone seeks to include in its contractual arrangements with certain of its third-party vendors provisions addressing its requirements and industry best practices with respect to data and cybersecurity, as well as the right to assess, monitor, audit and test such vendors' cybersecurity programs and practices. Blackstone also utilizes a number of digital controls, which are reviewed at least annually, to monitor and manage third-party access to its internal systems and data.

For a discussion of how risks from cybersecurity threats affect our business, see “—Item 1A. Risk Factors — Risk Related to our Business — Cybersecurity and data protection risks could result in the loss of data, interruptions in our business, and damage to our reputation, and subject us to regulatory actions, increased costs and financial losses, each of which could have a material adverse effect on our business and results of operations.” in this Annual Report on Form 10-K.

### **Cybersecurity Governance**

Blackstone has a dedicated cybersecurity team, led by our CSO, who works closely with our senior management, including our Chief Technology Officer (“CTO”), to develop and advance the firm’s cybersecurity program and strategy.

Our CSO and CTO have extensive experience in cybersecurity and technology, respectively. Our CSO is a Senior Managing Director in BXTI and is responsible for all aspects of cyber and physical security across Blackstone. He has over 25 years of information security, technology and engineering experience, including having previously led the international security organization at a large credit bureau.

Our CTO is a Senior Managing Director and the head of BXTI. Our CTO has over 23 years of information security, technology and engineering experience, including having previously served as the Chief Technology and Chief Innovation Officer at a large financial institution. Our CTO is responsible for all aspects of technology across Blackstone, advises our investment teams and acts as a resource to portfolio companies on technology-related matters.

BXTI conducts periodic cybersecurity risk assessments, including assessments or audits of third-party vendors, and assists with the management and mitigation of identified cybersecurity risks. The CSO and CTO are responsible for the review of Blackstone’s cybersecurity framework annually as well as on an event-driven basis as necessary. The CSO and CTO also review the scope of our cybersecurity measures periodically, including in the event of a change in business practices that may implicate the security or integrity of our information and systems.

Blackstone’s board of directors is responsible for understanding the primary risks to our business. The audit committee of our board of directors is responsible for reviewing with management the areas of material risk to our operations and financial results (including, without limitation, applicable major financial and cybersecurity risks and exposures) and our guidelines and policies with respect to risk assessment and risk management. Blackstone’s CSO reports to the board of directors and the audit committee of the board of directors at least annually on cybersecurity matters, including risks. These reports also include, as applicable, an overview of cybersecurity incidents. Additionally, the CSO provides quarterly updates to management on Blackstone’s cybersecurity risks and program developments.

**Item 2. Properties**

Our principal executive offices are located in leased office space at 345 Park Avenue, New York, New York. As of December 31, 2024, in addition to our offices in New York, we also leased offices in Hong Kong, London, Miami, New Jersey, San Francisco, Singapore, Tokyo and other cities around the world. We consider these facilities to be suitable and adequate for the management and operations of our business.

**Item 3. Legal Proceedings**

We may from time to time be involved in litigation and claims incidental to the conduct of our business. Our businesses are also subject to extensive regulation, which may result in regulatory proceedings against us. See “— Item 1A. Risk Factors” above. We are not currently subject to any pending legal (including judicial, regulatory, administrative or arbitration) proceedings that we expect to have a material impact on our consolidated financial statements. However, given the inherent unpredictability of these types of proceedings and the potentially large and/or indeterminate amounts that could be sought, an adverse outcome in certain matters could have a material effect on Blackstone’s financial results in any particular period. See “Part II. Item 8. Financial Statements and Supplementary Data — Notes to Consolidated Financial Statements — Note 18. Commitments and Contingencies — Contingencies — Litigation.”

**Item 4. Mine Safety Disclosures**

Not applicable.

## Part II.

### Item 5. Market for Registrant's Common Equity, Related Stockholder Matters and Issuer Purchases of Equity Securities

Our common stock is traded on the New York Stock Exchange ("NYSE") under the symbol "BX."

The number of holders of record of our common stock as of February 21, 2025 was 60. This does not include the number of stockholders that hold shares in "street name" through banks or broker-dealers. Blackstone Partners L.L.C. is the sole holder of the single share of Series I preferred stock outstanding and Blackstone Group Management L.L.C. is the sole holder of the single share of Series II preferred stock outstanding.

The following table sets forth the quarterly per share dividends earned for the periods indicated. Each quarter's dividends are declared and paid in the following quarter.

	<u>2024</u>	<u>2023</u>
First Quarter	\$0.83	\$0.82
Second Quarter	0.82	0.79
Third Quarter	0.86	0.80
Fourth Quarter	1.44	0.94
	<u>\$3.95</u>	<u>\$3.35</u>

#### Dividend Policy

Our intention is to pay to holders of common stock a quarterly dividend representing approximately 85% of Blackstone Inc.'s share of Distributable Earnings, subject to adjustment by amounts determined by our board of directors to be necessary or appropriate to provide for the conduct of our business, to make appropriate investments in our business and funds, to comply with applicable law, any of our debt instruments or other agreements, or to provide for future cash requirements such as tax-related payments, clawback obligations and dividends to stockholders for any ensuing quarter. The dividend amount could also be adjusted upward in any one quarter.

For Blackstone's definition of Distributable Earnings, see "— Item 7. Management's Discussion and Analysis of Financial Condition and Results of Operations — Key Financial Measures and Indicators."

All of the foregoing is subject to the qualification that the declaration and payment of any dividends are at the sole discretion of our board of directors and our board of directors may change our dividend policy at any time, including, without limitation, to reduce such quarterly dividends or even to eliminate such dividends entirely.

Because Blackstone Inc. is a holding company and has no material assets, other than its ownership of partnership units in Blackstone Holdings (held through wholly owned subsidiaries), intercompany loans receivable and deferred tax assets, we fund any dividends by Blackstone Inc. by causing Blackstone Holdings to make distributions to its partners, including Blackstone Inc. (through its wholly owned subsidiaries). If Blackstone Holdings makes such distributions, the limited partners of Blackstone Holdings will be entitled to receive equivalent distributions pro-rata based on their partnership interests in Blackstone Holdings. Blackstone Inc. then dividends its share of such distributions, net of taxes and amounts payable under the tax receivable agreements, to our stockholders on a pro-rata basis.

Because the publicly traded entity and/or its wholly owned subsidiaries must pay taxes and make payments under the tax receivable agreements described in "— Item 8. Financial Statements and Supplementary Data — Notes to Consolidated Financial Statements — Note 17. Related Party Transactions," the amounts ultimately paid as dividends by Blackstone Inc. to common stockholders in respect of each fiscal year are generally expected to be

less, on a per share or per unit basis, than the amounts distributed by the Blackstone Holdings Partnerships to the Blackstone personnel and others who are limited partners of the Blackstone Holdings Partnerships in respect of their Blackstone Holdings Partnership Units.

Dividends are treated as qualified dividends to the extent of Blackstone’s current and accumulated earnings and profits, with any excess dividends treated as a return of capital to the extent of the stockholder’s basis.

In addition, the partnership agreements of the Blackstone Holdings Partnerships provide for cash distributions, which we refer to as “tax distributions,” to the partners of such partnerships if the wholly owned subsidiaries of Blackstone Inc. which are the general partners of the Blackstone Holdings Partnerships determine that the taxable income of the relevant partnership will give rise to taxable income for its partners. Generally, these tax distributions will be computed based on our estimate of the net taxable income of the relevant partnership allocable to a partner multiplied by an assumed tax rate equal to the highest effective marginal combined U.S. federal, state and local income tax rate prescribed for an individual or corporate resident in New York, New York (taking into account the non-deductibility of certain expenses and the character of our income). The Blackstone Holdings Partnerships will make tax distributions only to the extent distributions from such partnerships for the relevant year were otherwise insufficient to cover such estimated assumed tax liabilities.

### Share Repurchases in the Fourth Quarter of 2024

The following table sets forth information regarding repurchases of shares of our common stock during the quarter ended December 31, 2024:

<u>Period</u>	<u>Total Number of Shares Purchased</u>	<u>Average Price Paid per Share</u>	<u>Total Number of Shares Purchased as Part of Publicly Announced Plans or Programs (a)</u>	<u>Approximate Dollar Value of Shares that May Yet Be Purchased Under the Program (Dollars in Thousands) (a)</u>
Oct. 1 - Oct. 31, 2024	77,777	\$169.32	77,777	\$ 1,846,014
Nov. 1 - Nov. 30, 2024	186,576	\$180.89	186,576	\$ 1,812,265
Dec. 1 - Dec. 31, 2024	—	\$ —	—	\$ 1,812,265
	<u>264,353</u>		<u>264,353</u>	

(a) On July 16, 2024, Blackstone’s board of directors authorized the repurchase of up to \$2.0 billion of common stock and Blackstone Holdings Partnership Units. This authorization replaced Blackstone’s prior \$2.0 billion repurchase authorization. Under the repurchase program, repurchases may be made from time to time in open market transactions, in privately negotiated transactions or otherwise. The timing and the actual numbers repurchased will depend on a variety of factors, including legal requirements, price and economic and market conditions. The repurchase program may be changed, suspended or discontinued at any time and does not have a specified expiration date. See “— Item 8. Financial Statements and Supplementary Data — Notes to Consolidated Financial Statements — Note 15. Earnings Per Share and Stockholders’ Equity — Share Repurchase Program” and “— Item 7. Management’s Discussion and Analysis of Financial Condition and Results of Operations — Liquidity and Capital Resources — Share Repurchase Program” for further information regarding this repurchase program.

As permitted by our policies and procedures governing transactions in our securities by our directors, executive officers and other employees, from time to time some of these persons may establish plans or arrangements complying with Rule 10b5-1 under the Exchange Act, and similar plans and arrangements relating to our shares and Blackstone Holdings Partnership Units.

**Item 6. (Reserved)**

**Item 7. Management’s Discussion and Analysis of Financial Condition and Results of Operations**

*The following discussion and analysis should be read in conjunction with Blackstone Inc.’s consolidated financial statements and the related notes included within this Annual Report on Form 10-K.*

*For a discussion of our results of operations for the year ended December 31, 2023 compared to the year ended December 31, 2022, see “Part II. Item 7. Management’s Discussion and Analysis of Financial Condition and Results of Operations” of Exhibit 99.1 of Blackstone’s Current Report on Form 8-K filed on November 25, 2024.*

**Our Business**

Blackstone is the world’s largest alternative asset manager. Our business is organized into four segments: Real Estate, Private Equity, Credit & Insurance and Multi-Asset Investing. For more information about our business segments, see “Part I. Item 1. Business — Business Segments.”

We generate revenue from fees earned pursuant to contractual arrangements with funds, fund investors and fund portfolio companies, and from capital markets services. We also invest in the funds we manage and we are entitled to a pro-rata share of the income of the fund (a “pro-rata allocation”). In addition to a pro-rata allocation, and assuming certain investment returns are achieved, we are entitled to a disproportionate allocation of the income otherwise allocable to the limited partners, commonly referred to as carried interest (“Performance Allocations”). In certain structures, we receive a contractual incentive fee from an investment vehicle based on achieving certain investment returns (an “Incentive Fee,” and together with Performance Allocations, “Performance Revenues”). The composition of our revenues will vary based on market conditions and the cyclical nature of the different businesses in which we operate. Net investment gains and investment income generated by the Blackstone Funds are driven by the performance of the underlying investments as well as overall market conditions. Fair values are affected by changes in the fundamentals of our portfolio companies and other investments, the industries in which they operate, the overall economy and other market conditions.

**Business Environment**

Blackstone’s businesses are materially affected by conditions in the financial markets and economic conditions in the U.S., Europe, Asia and, to a lesser extent, elsewhere in the world.

Global markets experienced volatility in 2024, due to significant movement in Treasury yields, a strong U.S. Dollar, global geopolitical instability and macroeconomic uncertainty. The 10-year Treasury yield increased 86 basis points from the beginning of 2024 to an intraday high of 4.74% in April, declined 114 basis points to an intraday low of 3.6% in September, and subsequently rose again to end the year at 4.57%. Short-term rates decreased in 2024 with three-month SOFR down 103 basis points to 4.31%. The U.S. Dollar appreciated against major currencies in the fourth quarter and full year, including the Pound Sterling, Euro, Canadian Dollar, and Indian Rupee.

Most major equity markets appreciated in the fourth quarter of 2024. The S&P 500 delivered a total return of 2.0% in the fourth quarter and 25.0% for the full year. All sectors gained during the year, led by the telecom sector, which rose 40.2%. In credit markets, the S&P leveraged loan index increased 9.0% in 2024 while the Credit Suisse high yield bond index rose 7.9%. High yield spreads tightened 57 basis points in 2024, while issuance increased 64% year-over-year. Base rates were volatile during the year. Equity market volatility increased, with the CBOE Volatility Index up 39% year-over-year. Oil prices were largely unchanged, with the price of West Texas Intermediate crude oil up 0.1% in 2024 to \$71.72 per barrel. The Henry Hub Natural Gas spot price increased 45% year-over-year to \$3.63.

The U.S. economy exhibited steady growth in 2024, underpinned by a healthy labor market and consumer spending. The advance estimate of U.S. real GDP for 2024 indicated growth of 2.8% year-over-year, in line with 2.9% growth recorded in 2023. Inflation decreased moderately over the course of 2024, with headline CPI decreasing from 3.1% year-over-year growth in January 2024 to 2.9% in December 2024, and Core CPI decreasing from 3.9% year-over-year growth in January 2024 to 3.2% year-over-year in December 2024. The Federal Reserve decreased the federal funds target range three times in 2024 to 4.25%-4.50% by year end. The Federal Reserve held rates steady in January 2025, indicating its expectations for a slower pace of rate cuts moving forward. The U.S. unemployment rate was 4.1% in December 2024, but further decreased below forecasts to 4.0% in January 2025, suggesting a tightening labor market. Average hourly earnings increasing 4.1% year-over-year and 0.5% month-over-month in January 2025. Meanwhile, shelter cost inflation has decreased since the end of 2023, declining to 4.6% in December 2024 as compared to 6.2% the prior year. In manufacturing, the Institute for Supply Management Purchasing Managers' Index increased to 49.2 in December 2024 compared to 46.9 in 2023.

Outside the U.S., several major economies demonstrated slower GDP growth and began loosening monetary policy after an extended period of tightening due to decreasing inflation. Eurozone real GDP declined to 2.4% annual growth in December 2024 from 2.9% in December 2023. Inflation in the Eurozone fell from 2.8% year-over-year growth in January 2024 to 2.4% at year end despite the European Central Bank lowering its deposit facility by 100 basis points during the year and an additional 25 basis points in February 2025. In China, real GDP grew 5.0% year-over-year in 2024, down from 5.4% in 2023 and below the average of the preceding ten years. In Japan, the advance estimate of real GDP indicated a contraction of 0.2% year-over-year in 2024, down from 1.5% growth in 2023.

Capital markets activity expanded moderately, with global initial public offering volumes up 4% and global announced merger and acquisition volumes up 12% compared to 2023; however, both metrics remain below prior peak levels.

During 2024, the U.S. made meaningful progress on inflation and maintained a healthy economy, which helped improve investor sentiment. Nonetheless, continued geopolitical turbulence, the potential for slower-than-anticipated interest rate decreases, and U.S. trade, immigration and other policy and regulatory changes are contributing to economic outlook uncertainty, including a potential economic slowdown.

#### **Notable Transactions**

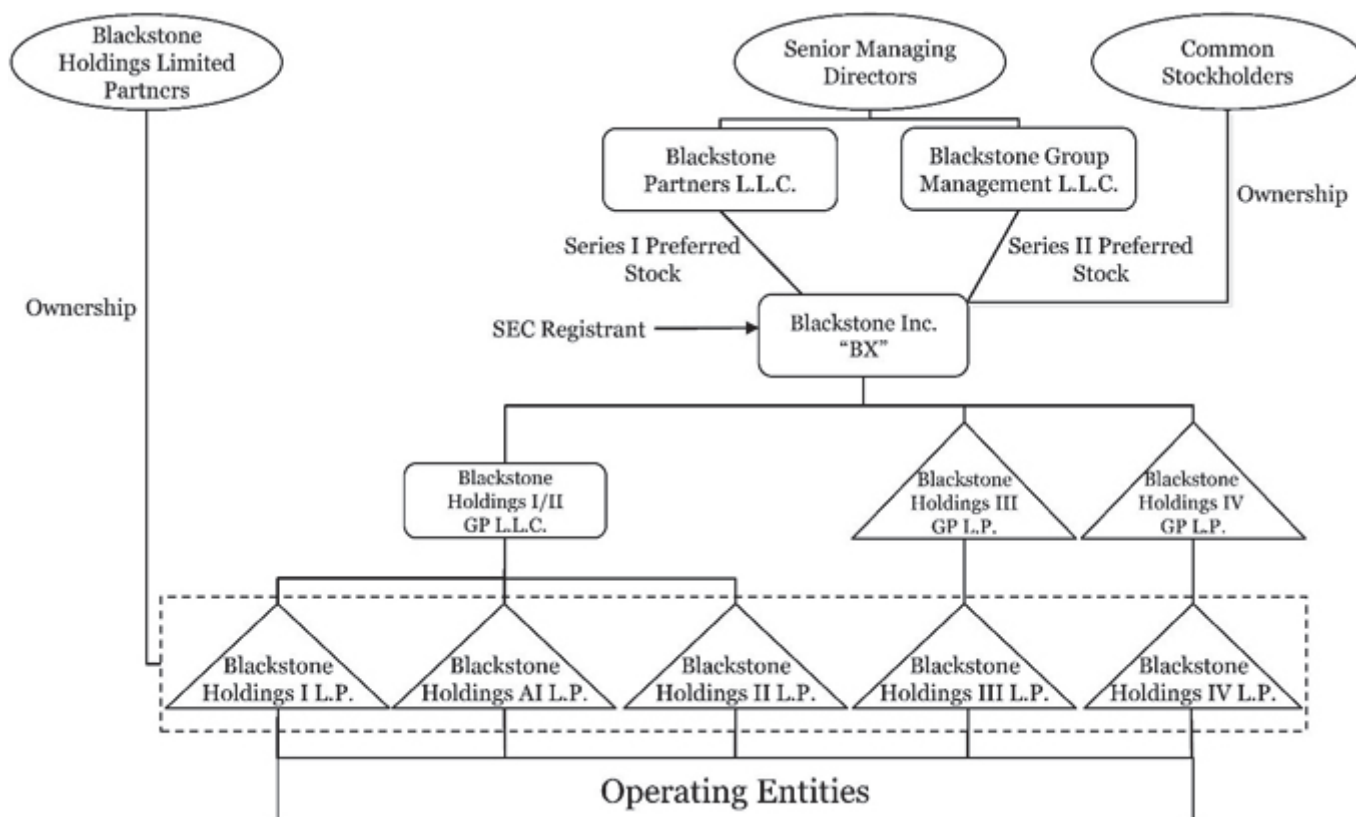
On December 6, 2024, Blackstone, through its indirect subsidiary Blackstone Reg Finance Co. L.L.C., issued \$750 million aggregate principal amount of 5.000% senior notes due December 6, 2034 pursuant to a Registration Statement on Form S-3 (the "Registered 2034 Notes").

For additional information see Note 12. "Borrowings" in the "Notes to Consolidated Financial Statements" in "— Item 8. Financial Statements and Supplementary Data" and "— Liquidity and Capital Resources — Sources and Uses of Liquidity."



## Organizational Structure

The simplified diagram below depicts our current organizational structure. The diagram does not depict all of our subsidiaries, including intermediate holding companies through which certain of the subsidiaries depicted are held.



## Key Financial Measures and Indicators

We manage our business using certain financial measures and key operating metrics since we believe these metrics measure the productivity of our investment activities. We prepare our consolidated financial statements in accordance with accounting principles generally accepted in the United States of America ("GAAP"). See "— Item 8. Financial Statements and Supplementary Data — Notes to Consolidated Financial Statements — Note 2. Summary of Significant Accounting Policies" and "— Critical Accounting Policies." Our key non-GAAP financial measures and operating indicators and metrics are discussed below.

### *Distributable Earnings*

Distributable Earnings is derived from Blackstone's segment reported results. Distributable Earnings is used to assess performance and amounts available for dividends to Blackstone stockholders, including Blackstone personnel and others who are limited partners of the Blackstone Holdings Partnerships. Distributable Earnings is the sum of Segment Distributable Earnings plus Net Interest and Dividend Income (Loss) less Taxes and Related Payables. Distributable Earnings excludes unrealized activity and is derived from and reconciled to, but not equivalent to, its most directly comparable GAAP measure of Income (Loss) Before Provision (Benefit) for Taxes. See "— Non-GAAP Financial Measures" for our reconciliation of Distributable Earnings.

Net Interest and Dividend Income (Loss) is presented on a segment basis and is equal to Interest and Dividend Revenue less Interest Expense, adjusted for the impact of consolidation of Blackstone Funds, and interest expense associated with the Tax Receivable Agreement.

Taxes and Related Payables represent the total GAAP tax provision adjusted to include only the current tax provision (benefit) calculated on Income (Loss) Before Provision (Benefit) for Taxes and including the Payable under the Tax Receivable Agreement. Further, the current tax provision utilized when calculating Taxes and Related Payables and Distributable Earnings reflects the benefit of deductions available to the company on certain expense items that are excluded from the underlying calculation of Segment Distributable Earnings and Total Segment Distributable Earnings, such as equity-based compensation charges and certain Transaction-Related and Non-Recurring Items where there is a current tax provision or benefit. The economic assumptions and methodologies that impact the implied income tax provision are the same as those methodologies and assumptions used in calculating the current income tax provision for Blackstone's Consolidated Statements of Operations under GAAP, excluding the impact of divestitures and accrued tax contingencies and refunds which are reflected when paid or received. Management believes that including the amount payable under the Tax Receivable Agreement and utilizing the current income tax provision adjusted as described above when calculating Distributable Earnings is meaningful as it increases comparability between periods and more accurately reflects earnings that are available for distribution to stockholders.

### ***Segment Distributable Earnings***

Segment Distributable Earnings is Blackstone's segment profitability measure used to make operating decisions and assess performance across Blackstone's four segments. Blackstone believes it is useful to stockholders to review the measure that management uses in assessing segment performance. Segment Distributable Earnings represents the net realized earnings of Blackstone's segments and is the sum of Fee Related Earnings and Net Realizations for each segment. Blackstone's segments are presented on a basis that deconsolidates Blackstone Funds, eliminates non-controlling ownership interests in Blackstone's consolidated operating partnerships, removes the amortization of intangible assets and removes Transaction-Related and Non-Recurring Items. Transaction-Related and Non-Recurring Items arise from corporate actions including acquisitions, divestitures, Blackstone's initial public offering and non-recurring gains, losses, or other charges, if any. They consist primarily of equity-based compensation charges, gains and losses on contingent consideration arrangements, changes in the balance of the Tax Receivable Agreement resulting from a change in tax law or similar event, transaction costs, gains or losses associated with these corporate actions and non-recurring gains, losses or other charges that affect period-to-period comparability and are not reflective of Blackstone's operational performance. Segment Distributable Earnings excludes unrealized activity and is derived from and reconciled to, but not equivalent to, its most directly comparable GAAP measure of Income (Loss) Before Provision (Benefit) for Taxes. See "— Non-GAAP Financial Measures" for our reconciliation of Segment Distributable Earnings.

Net Realizations is presented on a segment basis and is the sum of Realized Principal Investment Income and Realized Performance Revenues (which refers to Realized Performance Revenues excluding Fee Related Performance Revenues), less Realized Performance Compensation (which refers to Realized Performance Compensation excluding Fee Related Performance Compensation and Equity-Based Performance Compensation).

Realized Performance Compensation reflects an increase in the aggregate Realized Performance Compensation paid to certain of our professionals above the amounts allocable to them based upon the percentage participation in the relevant performance plans previously awarded to them. In the year ended December 31, 2024, Realized Performance Compensation increased by an aggregate of \$83.1 million and Fee Related Compensation decreased by a corresponding amount. In the year ended December 31, 2023, Realized Performance Compensation increased by an aggregate of \$65.0 million and Fee Related Compensation decreased by a corresponding amount. These changes to Realized Performance Compensation and Fee Related Compensation reduced Net Realizations, increased Fee Related Earnings and had a neutral impact to Income Before Provision (Benefit) for Taxes and Distributable Earnings in the years ended December 31, 2024 and December 31, 2023.

### ***Fee Related Earnings***

Fee Related Earnings is a performance measure used to assess Blackstone's ability to generate profits from revenues that are measured and received on a recurring basis and not subject to future realization events. Blackstone believes Fee Related Earnings is useful to stockholders as it provides insight into the profitability of the portion of Blackstone's business that is not dependent on realization activity. Fee Related Earnings equals management and advisory fees (net of management fee reductions and offsets) plus Fee Related Performance Revenues, less (a) Fee Related Compensation on a segment basis and (b) Other Operating Expenses. Fee Related Earnings is derived from and reconciled to, but not equivalent to, its most directly comparable GAAP measure of Income (Loss) Before Provision (Benefit) for Taxes. See "— Non-GAAP Financial Measures" for our reconciliation of Fee Related Earnings.

Fee Related Compensation is presented on a segment basis and refers to the compensation expense, excluding Equity-Based Compensation, directly related to (a) Management and Advisory Fees, Net and (b) Fee Related Performance Revenues, referred to as Fee Related Performance Compensation.

Fee Related Performance Revenues refers to the realized portion of Performance Revenues from Perpetual Capital that are (a) measured and received on a recurring basis and (b) not dependent on realization events from the underlying investments.

Other Operating Expenses is presented on a segment basis and is equal to General, Administrative and Other Expenses, adjusted to (a) remove transaction-related and non-recurring items that arise from corporate actions including acquisitions, divestitures, Blackstone's initial public offering and non-recurring gains, losses or other charges, if any, (b) remove certain expenses reimbursed by the Blackstone Funds which are netted against Management and Advisory Fees, Net in Blackstone's segment presentation and (c) give effect to an administrative fee collected on a quarterly basis from certain holders of Blackstone Holdings Partnership Units. The administrative fee is accounted for as a capital contribution under GAAP, but is reflected as a reduction of Other Operating Expenses in Blackstone's segment presentation.

### ***Adjusted Earnings Before Interest, Taxes and Depreciation and Amortization***

Adjusted Earnings Before Interest, Taxes and Depreciation and Amortization ("Adjusted EBITDA"), is a supplemental measure used to assess performance derived from Blackstone's segment results and may be used to assess its ability to service its borrowings. Adjusted EBITDA represents Distributable Earnings plus the addition of (a) Interest Expense on a segment basis, (b) Taxes and Related Payables and (c) Depreciation and Amortization. Adjusted EBITDA is derived from and reconciled to, but not equivalent to, its most directly comparable GAAP measure of Income (Loss) Before Provision (Benefit) for Taxes. See "— Non-GAAP Financial Measures" for our reconciliation of Adjusted EBITDA.

### ***Net Accrued Performance Revenues***

Net Accrued Performance Revenues is a non-GAAP financial measure Blackstone believes is useful to stockholders as an indicator of potential future realized performance revenues based on the current investment portfolio of the funds and vehicles we manage. Net Accrued Performance Revenues represents the accrued performance revenues receivable by Blackstone, net of the related accrued performance compensation payable by Blackstone, excluding performance revenues that have been realized but not yet distributed as of the reporting date and clawback amounts, if any. Net Accrued Performance Revenues is derived from and reconciled to, but not equivalent to, its most directly comparable GAAP measure of Investments. See "— Non-GAAP Financial Measures" for our reconciliation of Net Accrued Performance Revenues and Note 2 "Summary of Significant Accounting Policies — Equity Method Investments" in the "Notes to Consolidated Financial Statements" in "— Item 8. Financial Statements and Supplementary Data" for additional information on the calculation of Investments — Accrued Performance Allocations.

## ***Operating Metrics***

The alternative asset management business is primarily based on managing third-party capital and does not require substantial capital investment to support rapid growth. Since our inception, we have developed and used various key operating metrics to assess and monitor the operating performance of our various alternative asset management businesses in order to monitor the effectiveness of our value creating strategies.

### *Total and Fee-Earning Assets Under Management*

“Total Assets Under Management” refers to the invested and available capital in Blackstone-managed or advised vehicles (including, without limitation, investment funds and SMAs). The Total Assets Under Management attributable to an individual vehicle is dependent on the structure and investment strategy of such vehicle and accordingly, will vary from vehicle to vehicle. Total Assets Under Management generally equals the sum of the following across Blackstone-managed or advised vehicles, as applicable:

- (a) a vehicle’s invested capital at fair value which, as applicable, is measured as (1) total investments measured at fair value, or gross asset values, each of which may include the fair value of investments purchased with leverage under certain credit facilities, (2) net asset value, or (3) amount of debt and equity outstanding or aggregate par amount of assets, including principal cash for CLOs, and
- (b) a vehicle’s available capital, if any, which represents (1) uncalled commitments made by investors and (2) available borrowing capacity under certain credit facilities.

Uncalled commitments represent the capital we are entitled to call from investors pursuant to the terms of their respective capital commitments, including capital commitments to funds that have yet to commence their investment periods. Drawdown funds, perpetual capital vehicles, co-investment vehicles, and SMAs can each be structured with a commitment from an investor that is called over time as opposed to fully funded upon subscription.

Assets may be raised in one vehicle or business unit and subsequently invested in or managed or advised by another vehicle or business unit. Total Assets Under Management are reported in the segment where the assets are managed.

Our measurement of Total Assets Under Management includes commitments to, and the fair value of, invested capital in our funds from Blackstone and our personnel. Our calculation of Total Assets Under Management may differ from the calculations of other asset managers, and as a result this measure may not be comparable to similar measures presented by other asset managers. Our definition of Total Assets Under Management differs from the manner in which affiliated investment advisors report regulatory assets under management and may differ from the definition set forth in the agreements governing the vehicles we manage or advise.

“Fee-Earning Assets Under Management” refers to the portion of Total Assets Under Management on which we are entitled to earn management fees and/or performance revenues. The Fee-Earning Assets Under Management attributable to an individual vehicle is driven by the basis on which fees are earned and accordingly, will vary from vehicle to vehicle. Fee-Earning Assets Under Management generally equals the sum of the following across Blackstone-managed or advised vehicles, as applicable: (a) net asset value, (b) committed capital and remaining invested capital during the investment period and post-investment period, respectively, (c) invested capital (including leverage to the extent management fee-eligible), (d) gross asset value, (e) fair value of investments, or (f) the aggregate par amount of collateral assets, including principal cash, of CLOs.

Assets may be raised in one vehicle or business unit and subsequently invested in or managed or advised by another vehicle or business unit. Fee-Earning Assets Under Management are reported in the segment where the Total Assets Under Management are reported to the extent fee-paying to Blackstone.

While Fee-Earning Assets Under Management generally reflects Total Assets Under Management on which we are entitled to earn management fees, Fee-Earning Assets Under Management may also include Total Assets Under Management on which we are entitled to earn only performance revenues. Our calculation of Fee-Earning Assets Under Management may differ from the calculations of other asset managers, and as a result this measure may not be comparable to similar measures presented by other asset managers. Our definition of Fee-Earning Assets Under Management may differ from the definition set forth in the agreements governing the vehicles that we manage or advise.

Commitment-based drawdown structured funds generally do not permit investors to redeem their interests at their election. Certain of our open-ended vehicles generally afford an investor the right to withdraw or redeem their interests on a periodic basis (for example, annually, quarterly or monthly), typically with 2 to 95 days' notice, depending on the fund and the liquidity profile of the underlying assets. In our perpetual capital vehicles where redemption rights exist, redemption requests are required to be fulfilled only (a) in Blackstone's or the vehicles' board's discretion, as applicable, (b) to the extent there is sufficient new capital, or (c) where such required redemptions are limited in quantum, such as interval funds or in certain insurance-dedicated vehicles. Investment advisory agreements related to certain SMAs in our Credit & Insurance and Multi-Asset Investing segments, excluding SMAs in our insurance platform, may generally be terminated by an investor on 15 to 95 days' notice. SMAs in our insurance platform can generally only be terminated for long-term underperformance, cause and certain other limited circumstances, in each case subject to Blackstone's right to cure.

#### *Perpetual Capital*

"Perpetual Capital" refers to the component of assets under management with an indefinite term, that is not in liquidation, and for which there is no requirement to return capital to investors through redemption requests in the ordinary course of business, except where funded by new capital inflows or where required redemptions are limited in quantum. Perpetual Capital includes co-investment capital with an investor right to convert into Perpetual Capital.

In our Perpetual Capital vehicles where redemption rights exist, redemption requests are required to be fulfilled only (a) in Blackstone's or the vehicles' board's discretion, as applicable, (b) to the extent there is sufficient new capital, or (c) where such required redemptions are limited in quantum, such as interval funds or in certain insurance-dedicated vehicles. Perpetual Capital includes co-investment capital with an investor right to convert into Perpetual Capital. We believe this measure is useful to stockholders as it represents capital we manage that has a longer duration and the ability to generate recurring revenues in a different manner than traditional fund structures.

#### *Dry Powder*

Dry Powder represents the amount of capital available for investment or reinvestment, including general partner and employee capital, and is an indicator of the capital we have available for future investments. We believe this measure is useful to stockholders as it provides insight into the extent to which capital is available for Blackstone to deploy capital into investment opportunities as they arise.

### *Invested Performance Eligible Assets Under Management*

Invested Performance Eligible Assets Under Management represents invested capital at fair value on which performance revenues could be earned if certain hurdles are met. We believe Invested Performance Eligible Assets Under Management is useful to stockholders as it provides insight into the capital deployed that has the potential to generate performance revenues.

### **Consolidated Results of Operations**

Following is a discussion of our consolidated results of operations. For a more detailed discussion of the factors that affected the results of our four business segments (which are presented on a basis that deconsolidates the investment funds, eliminates non-controlling ownership interests in Blackstone's consolidated operating partnerships and removes the amortization of intangibles assets and Transaction-Related and Non-Recurring Items) in these periods, see "— Segment Analysis" below.

The following table sets forth information regarding our consolidated results of operations and certain key operating metrics for the years ended December 31, 2024, 2023 and 2022:

	Year Ended December 31,			2024 vs. 2023		2023 vs. 2022	
	2024	2023	2022	\$	%	\$	%
(Dollars in Thousands)							
<b>Revenues</b>							
Management and Advisory Fees, Net	\$ 7,188,936	\$ 6,671,260	\$ 6,303,315	\$ 517,676	8%	\$ 367,945	6%
Incentive Fees	964,178	695,171	525,127	269,007	39%	170,044	32%
Investment Income (Loss)							
Performance Allocations							
Realized	3,457,746	2,223,841	5,381,640	1,233,905	55%	(3,157,799)	-59%
Unrealized	371,407	(1,691,668)	(3,435,056)	2,063,075	n/m	1,743,388	-51%
Principal Investments							
Realized	332,258	303,823	850,327	28,435	9%	(546,504)	-64%
Unrealized	380,591	(603,154)	(1,563,849)	983,745	n/m	960,695	-61%
Total Investment Income	4,542,002	232,842	1,233,062	4,309,160	n/m	(1,000,220)	-81%
Interest and Dividend Revenue	411,159	516,497	271,612	(105,338)	-20%	244,885	90%
Other	123,693	(92,929)	184,557	216,622	n/m	(277,486)	n/m
<b>Total Revenues</b>	<b>13,229,968</b>	<b>8,022,841</b>	<b>8,517,673</b>	<b>5,207,127</b>	<b>65%</b>	<b>(494,832)</b>	<b>-6%</b>
<b>Expenses</b>							
Compensation and Benefits							
Compensation	3,048,229	2,785,447	2,569,780	262,782	9%	215,667	8%
Incentive Fee Compensation	373,586	281,067	207,998	92,519	33%	73,069	35%
Performance Allocations Compensation							
Realized	1,432,217	900,859	2,225,264	531,358	59%	(1,324,405)	-60%
Unrealized	140,021	(654,403)	(1,470,588)	794,424	n/m	816,185	-56%
Total Compensation and Benefits	4,994,053	3,312,970	3,532,454	1,681,083	51%	(219,484)	-6%
General, Administrative and Other	1,361,909	1,117,305	1,092,671	244,604	22%	24,634	2%
Interest Expense	443,688	431,868	317,225	11,820	3%	114,643	36%
Fund Expenses	19,676	118,987	30,675	(99,311)	-83%	88,312	288%
<b>Total Expenses</b>	<b>6,819,326</b>	<b>4,981,130</b>	<b>4,973,025</b>	<b>1,838,196</b>	<b>37%</b>	<b>8,105</b>	<b>—</b>
<b>Other Income (Loss)</b>							
Change in Tax Receivable Agreement Liability	(41,246)	(27,196)	22,283	(14,050)	52%	(49,479)	n/m
Net Gains (Losses) from Fund Investment Activities	90,084	(56,801)	(105,142)	146,885	n/m	48,341	-46%
<b>Total Other Income (Loss)</b>	<b>48,838</b>	<b>(83,997)</b>	<b>(82,859)</b>	<b>132,835</b>	<b>n/m</b>	<b>(1,138)</b>	<b>1%</b>
<b>Income Before Provision for Taxes</b>	<b>6,459,480</b>	<b>2,957,714</b>	<b>3,461,789</b>	<b>3,501,766</b>	<b>118%</b>	<b>(504,075)</b>	<b>-15%</b>
<b>Provision for Taxes</b>	<b>1,021,671</b>	<b>513,461</b>	<b>472,880</b>	<b>508,210</b>	<b>99%</b>	<b>40,581</b>	<b>9%</b>
<b>Net Income</b>	<b>5,437,809</b>	<b>2,444,253</b>	<b>2,988,909</b>	<b>2,993,556</b>	<b>122%</b>	<b>(544,656)</b>	<b>-18%</b>
<b>Net Loss Attributable to Redeemable Non-Controlling Interests in Consolidated Entities</b>	<b>(61,289)</b>	<b>(245,518)</b>	<b>(142,890)</b>	<b>184,229</b>	<b>-75%</b>	<b>(102,628)</b>	<b>72%</b>
<b>Net Income Attributable to Non-Controlling Interests in Consolidated Entities</b>	<b>473,826</b>	<b>224,155</b>	<b>107,766</b>	<b>249,671</b>	<b>111%</b>	<b>116,389</b>	<b>108%</b>
<b>Net Income Attributable to Non-Controlling Interests in Blackstone Holdings</b>	<b>2,248,764</b>	<b>1,074,736</b>	<b>1,276,402</b>	<b>1,174,028</b>	<b>109%</b>	<b>(201,666)</b>	<b>-16%</b>
<b>Net Income Attributable to Blackstone Inc.</b>	<b>\$ 2,776,508</b>	<b>\$ 1,390,880</b>	<b>\$ 1,747,631</b>	<b>\$1,385,628</b>	<b>100%</b>	<b>\$ (356,751)</b>	<b>-20%</b>

n/m Not meaningful.

## ***Year Ended December 31, 2024 Compared to Year Ended December 31, 2023***

### *Revenues*

Revenues were \$13.2 billion for the year ended December 31, 2024, an increase of \$5.2 billion, compared to \$8.0 billion for the year ended December 31, 2023. The increase in Revenues was primarily attributable to an increase of \$4.3 billion in Investment Income, which was composed of increases of \$3.0 billion in Unrealized Investment Income and \$1.3 billion in Realized Investment Income.

The \$3.0 billion increase in Unrealized Investment Income was primarily attributable to net unrealized appreciation of investments in the year ended December 31, 2024, compared to the year ended December 31, 2023. Principal drivers were:

- An increase of \$1.2 billion in our Real Estate segment, primarily attributable to lower unrealized depreciation of Blackstone's investment in certain Core+ real estate and BREP funds in the year ended December 31, 2024, compared to the year ended December 31, 2023.
- An increase of \$975.8 million in our Private Equity segment, primarily attributable to higher unrealized appreciation of Blackstone's investment in certain Corporate Private Equity funds in the year ended December 31, 2024 compared to the year ended December 31, 2023. Corporate Private Equity funds appreciated 16.6% in the year ended December 31, 2024, compared to 12.1% in the year ended December 31, 2023.
- An increase of \$688.3 million in our Credit & Insurance segment, primarily attributable to higher unrealized gain on the ownership of Corebridge common stock based on the publicly traded price as of December 31, 2024, compared to December 31, 2023, and higher unrealized appreciation of Blackstone's investment in certain mezzanine funds in the year ended December 31, 2024, compared to the year ended December 31, 2023.

The \$1.3 billion increase in Realized Investment Income was primarily attributable to higher realized gains in our Private Equity segment.

### *Expenses*

Expenses were \$6.8 billion for the year ended December 31, 2024, an increase of \$1.8 billion, compared to \$5.0 billion for the year ended December 31, 2023. The increase was primarily attributable to an increase of \$1.7 billion in Total Compensation and Benefits, of which \$1.3 billion was an increase in Performance Allocations Compensation. The increase in Performance Allocations Compensation was primarily due to the increase in Investment Income, on which a portion of compensation is based.

### *Other Income (Loss)*

Other Income (Loss) was \$48.8 million for the year ended December 31, 2024, an increase of \$132.8 million, compared to \$(84.0) million for the year ended December 31, 2023. The increase in Other Income (Loss) was principally due to an increase of \$146.9 million in Net Gains (Losses) from Fund Investment Activities.

The increase in Net Gains (Losses) from Fund Investment Activities was driven by an increase of \$169.7 million in our Real Estate segment, partially offset by a decrease of \$41.0 million in our Private Equity segment. The increase in our Real Estate segment was primarily driven by lower unrealized depreciation of investments and lower realized losses on investments in our consolidated funds. The decrease in our Private Equity segment was primarily due to the deconsolidation of a fund, partially offset by higher unrealized appreciation of investments in our consolidated funds.



## *Provision for Taxes*

Blackstone's Provision for Taxes for the year ended December 31, 2024 was \$1.0 billion, an increase of \$508.2 million, compared to \$513.5 million for the year ended December 31, 2023. This resulted in an effective tax rate of 15.8% and 17.4% based on our Income Before Provision for Taxes of \$6.5 billion and \$3.0 billion for the years ended December 31, 2024 and 2023, respectively.

The decrease in Blackstone's effective tax rate for the year ended December 31, 2024, compared to the year ended December 31, 2023, relates primarily to the impact of Non-Controlling Interests in Consolidated Entities and a decrease in Blackstone's state tax provisions for the jurisdictions in which it operates.

Blackstone had a corporate alternative minimum tax ("CAMT") liability for the year ended December 31, 2024 as calculated pursuant to the Inflation Reduction Act. Blackstone will continue to assess the overall impact to its Provision for Income Tax upon the issuance of applicable additional guidance by the U.S. Treasury Department related to interpretations of CAMT. For the year ended December 31, 2024 there is no meaningful CAMT impact reflected in the Provision for Income Taxes given current year tax payments made under CAMT are permitted to be carried forward and used as credits in future years resulting in a deferred tax benefit.

Additional information regarding our income taxes can be found in "— Item 8. Financial Statements and Supplementary Data — Notes to Consolidated Financial Statements — Note 14. Income Taxes" of this filing.

## ***Non-Controlling Interests in Consolidated Entities***

The Net Loss Attributable to Redeemable Non-Controlling Interests in Consolidated Entities and Net Income Attributable to Non-Controlling Interests in Consolidated Entities is attributable to the consolidated Blackstone Funds. The amounts of these items vary directly with the performance of the consolidated Blackstone Funds and largely eliminate the amount of Other Income (Loss) — Net Gains (Losses) from Fund Investment Activities from the Net Income Attributable to Blackstone Inc.

Net Income Attributable to Non-Controlling Interests in Blackstone Holdings is derived from the Income Before Provision for Taxes at the Blackstone Holdings level, excluding the Net Gains (Losses) from Fund Investment Activities and the percentage allocation of the income between Blackstone personnel and others who are limited partners of Blackstone Holdings and Blackstone after considering any contractual arrangements that govern the allocation of income such as fees allocable to Blackstone.

For the years ended December 31, 2024 and 2023, the Net Income Before Taxes allocated to Blackstone personnel and others who are limited partners of Blackstone Holdings was 38.5% and 39.2%, respectively. The decrease of 0.7% was primarily due to the conversion of Blackstone Holdings Partnership Units to shares of common stock and the vesting of shares of common stock.

The Other Income (Loss) — Change in Tax Receivable Agreement Liability was entirely allocated to Blackstone Inc.

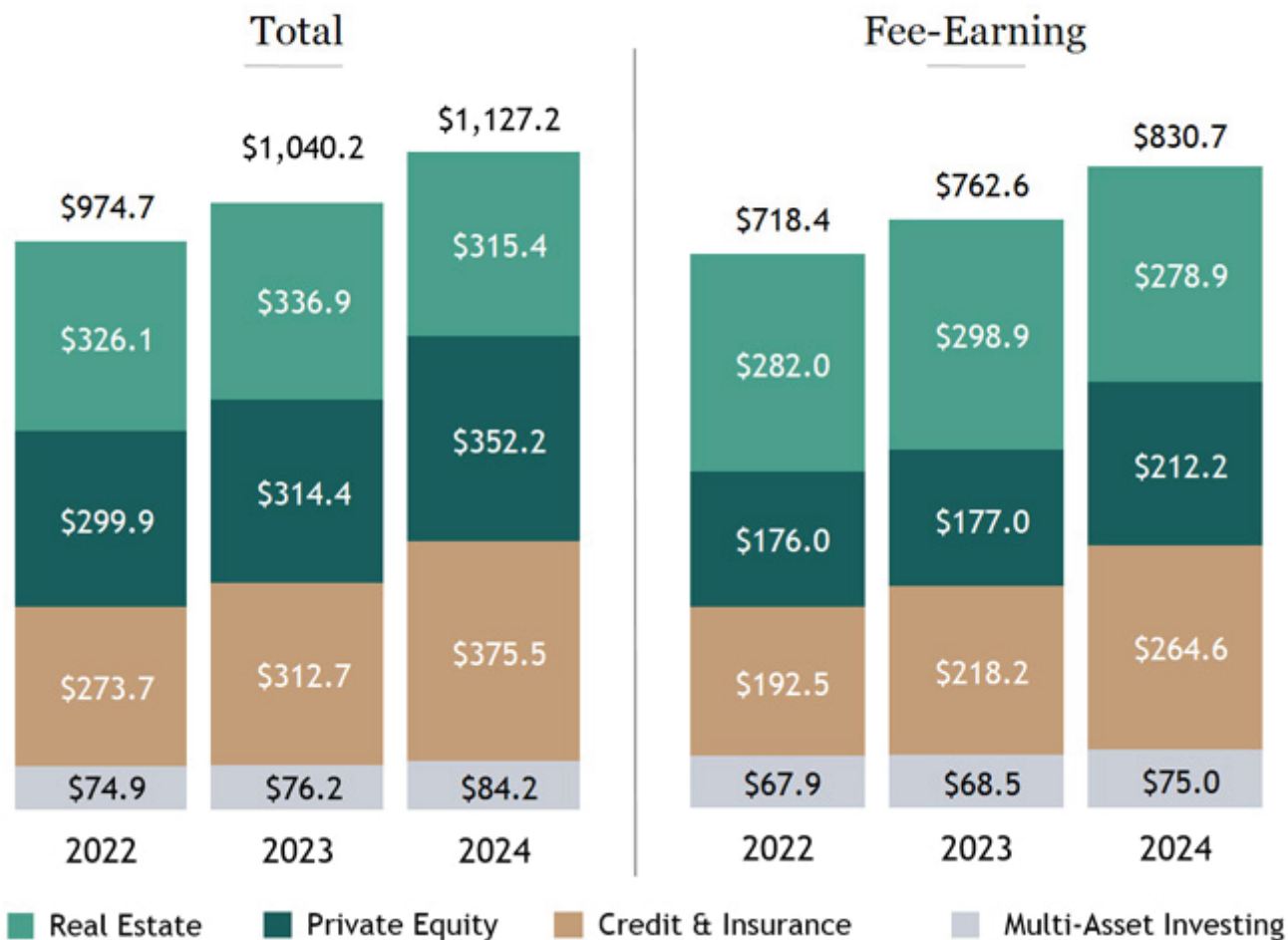
## **Operating Metrics**

### ***Total and Fee-Earning Assets Under Management***

The following graphs and tables summarize the Total Assets Under Management by Segment and Fee-Earning Assets Under Management by Segment, followed by a rollforward of activity for the years ended December 31, 2024, 2023 and 2022. For a description of how Total Assets Under Management and Fee-Earning Assets Under Management are determined, please see "— Key Financial Measures and Indicators — Operating Metrics — Total and Fee-Earning Assets Under Management."

# Assets Under Management

(Dollars in Billions)



Note: Totals may not add due to rounding.

	Year Ended December 31,									
	2024					2023				
	Real Estate	Private Equity	Credit & Insurance	Multi-Asset Investing	Total	Real Estate	Private Equity	Credit & Insurance	Multi-Asset Investing	Total
(Dollars in Thousands)										
<b>Total Assets Under Management</b>										
Balance, Beginning of Period	\$336,940,096	\$314,391,397	\$312,674,037	\$76,186,917	\$1,040,192,447	\$326,146,904	\$299,850,659	\$273,746,559	\$ 74,928,955	\$ 974,673,077
Inflows (a)	27,941,070	41,285,126	91,200,162	11,032,279	171,458,637	53,922,506	23,986,567	62,132,619	8,476,721	148,518,413
Outflows (b)	(24,543,453)	(7,225,733)	(6,347,592)	(9,687,779)	(47,804,557)	(15,642,086)	(3,085,261)	(16,132,113)	(10,858,518)	(45,717,978)
Net Inflows (Outflows)	3,397,617	34,059,393	84,852,570	1,344,500	123,654,080	38,280,420	20,901,306	46,000,506	(2,381,797)	102,800,435
Realizations (c)	(22,164,223)	(28,930,508)	(33,319,081)	(2,728,668)	(87,142,480)	(18,744,078)	(24,426,644)	(20,080,725)	(2,439,392)	(65,690,839)
Market Activity (d)(g)	(2,820,358)	32,648,353	11,300,292	9,347,662	50,475,949	(8,743,150)	18,066,076	13,007,697	6,079,151	28,409,774
Balance, End of Period (e)	<u>\$315,353,132</u>	<u>\$352,168,635</u>	<u>\$375,507,818</u>	<u>\$84,150,411</u>	<u>\$1,127,179,996</u>	<u>\$336,940,096</u>	<u>\$314,391,397</u>	<u>\$312,674,037</u>	<u>\$ 76,186,917</u>	<u>\$1,040,192,447</u>
Increase (Decrease)	\$ (21,586,964)	\$ 37,777,238	\$ 62,833,781	\$ 7,963,494	\$ 86,987,549	\$ 10,793,192	\$ 14,540,738	\$ 38,927,478	\$ 1,257,962	\$ 65,519,370
Increase (Decrease)	-6%	12%	20%	10%	8%	3%	5%	14%	2%	7%

	Year Ended December 31,				
	2022				
	Real Estate	Private Equity	Credit & Insurance	Multi-Asset Investing	Total
(Dollars in Thousands)					
<b>Total Assets Under Management</b>					
Balance, Beginning of Period	\$279,474,105	\$272,810,231	\$251,150,891	\$ 77,466,493	\$880,901,720
Inflows (a)	90,199,877	52,712,942	71,695,591	11,431,029	226,039,439
Outflows (b)	(13,577,103)	(3,989,727)	(19,535,887)	(14,958,862)	(52,061,579)
Net Inflows (Outflows)	76,622,774	48,723,215	52,159,704	(3,527,833)	173,977,860
Realizations (c)	(37,061,836)	(24,926,992)	(18,132,037)	(1,646,775)	(81,767,640)
Market Activity (d)(g)	7,111,861	3,244,205	(11,431,999)	2,637,070	1,561,137
Balance, End of Period (e)	<u>\$326,146,904</u>	<u>\$299,850,659</u>	<u>\$273,746,559</u>	<u>\$ 74,928,955</u>	<u>\$974,673,077</u>
Increase (Decrease)	\$ 46,672,799	\$ 27,040,428	\$ 22,595,668	\$ (2,537,538)	\$ 93,771,357
Increase (Decrease)	17%	10%	9%	-3%	11%

	Year Ended December 31,									
	2024					2023				
	Real Estate	Private Equity	Credit & Insurance	Multi-Asset Investing	Total	Real Estate	Private Equity	Credit & Insurance	Multi-Asset Investing	Total
	(Dollars in Thousands)									
Fee-Earning Assets Under Management										
Balance, Beginning of Period	\$298,889,475	\$176,997,265	\$218,188,936	\$68,532,226	\$762,607,902	\$281,967,153	\$175,990,967	\$192,535,693	\$67,893,075	\$718,386,888
Inflows (a)	28,674,456	46,270,186	71,529,783	8,957,656	155,432,081	60,404,380	8,501,835	42,750,955	7,694,930	119,352,100
Outflows (b)	(23,207,214)	(7,997,715)	(6,391,518)	(8,768,766)	(46,365,213)	(18,176,929)	(737,831)	(12,485,948)	(10,461,779)	(41,862,487)
Net Inflows (Outflows)	5,467,242	38,272,471	65,138,265	188,890	109,066,868	42,227,451	7,764,004	30,265,007	(2,766,849)	77,489,613
Realizations (c)	(23,409,231)	(9,408,638)	(23,840,463)	(2,505,119)	(59,163,451)	(20,266,342)	(9,767,895)	(13,242,327)	(2,324,408)	(45,600,972)
Market Activity (d)(h)	(2,032,548)	6,321,798	5,130,822	8,777,212	18,197,284	(5,038,787)	3,010,189	8,630,563	5,730,408	12,332,373
Balance, End of Period (e)	\$278,914,938	\$212,182,896	\$264,617,560	\$74,993,209	\$830,708,603	\$298,889,475	\$176,997,265	\$218,188,936	\$68,532,226	\$762,607,902
Increase (Decrease)	\$ (19,974,537)	\$ 35,185,631	\$ 46,428,624	\$ 6,460,983	\$ 68,100,701	\$ 16,922,322	\$ 1,006,298	\$ 25,653,243	\$ 639,151	\$ 44,221,014
Increase (Decrease)	-7%	20%	21%	9%	9%	6%	1%	13%	1%	6%
Annualized Base Management Fee Rate (f)	0.93%	1.04%	0.65%	0.66%	0.85%	0.97%	1.09%	0.64%	0.69%	0.88%

	Year Ended December 31,				
	2022				
	Real Estate	Private Equity	Credit & Insurance	Multi-Asset Investing	Total
	(Dollars in Thousands)				
Fee-Earning Assets Under Management					
Balance, Beginning of Period	\$221,476,699	\$166,331,770	\$191,174,657	\$70,985,932	\$649,969,058
Inflows (a)	98,569,361	20,577,513	42,659,407	10,463,507	172,269,788
Outflows (b)	(20,168,572)	(4,311,749)	(19,184,148)	(14,428,904)	(58,093,373)
Net Inflows (Outflows)	78,400,789	16,265,764	23,475,259	(3,965,397)	114,176,415
Realizations (c)	(22,661,825)	(9,704,296)	(8,466,629)	(1,573,442)	(42,406,192)
Market Activity (d)(h)	4,751,490	3,097,729	(13,647,594)	2,445,982	(3,352,393)
Balance, End of Period (e)	\$281,967,153	\$175,990,967	\$192,535,693	\$67,893,075	\$718,386,888
Increase (Decrease)	\$ 60,490,454	\$ 9,659,197	\$ 1,361,036	\$ (3,092,857)	\$ 68,417,830
Increase (Decrease)	27%	6%	1%	-4%	11%
Annualized Base Management Fee Rate (f)	0.97%	1.09%	0.62%	0.74%	0.88%

- 
- (a) Inflows include contributions, capital raised, other increases in available capital (recallable capital and increased side-by-side commitments), purchases, inter-segment allocations and acquisitions.
- (b) Outflows represent redemptions, client withdrawals and decreases in available capital (expired capital, expense drawdowns and decreased side-by-side commitments).
- (c) Realizations represent realization proceeds from the disposition or other monetization of assets, current income or capital returned to investors from CLOs.
- (d) Market activity includes realized and unrealized gains (losses) on portfolio investments and the impact of foreign exchange rate fluctuations.
- (e) Total and Fee-Earning Assets Under Management are reported in the segment where the assets are managed.
- (f) Annualized Base Management Fee Rate represents annualized year to date Base Management Fee divided by the average of the beginning of year and each quarter end's Fee-Earning Assets Under Management in the reporting period.
- (g) For the year ended December 31, 2024, the impact to Total Assets Under Management from foreign exchange rate fluctuations was \$(4.7) billion, \$(1.3) billion, \$(1.2) billion, \$(652.0) million, and \$(7.8) billion for the Real Estate, Private Equity, Credit & Insurance, Multi-Asset Investing and Total segments, respectively. For the year ended December 31, 2023, the impact was \$2.2 billion, \$1.1 billion, \$1.1 billion, \$232.1 million and \$4.6 billion for the Real Estate, Private Equity, Credit & Insurance, Multi-Asset Investing and Total segments, respectively. For the year ended December 31, 2022, the impact was \$(6.6) billion, \$(1.5) billion, \$(2.1) billion and \$(10.8) billion for the Real Estate, Private Equity, Credit & Insurance and Total segments, respectively.
- (h) For the year ended December 31, 2024, the impact to Fee-Earning Assets Under Management from foreign exchange rate fluctuations was \$(3.0) billion, \$(278.0) million, \$(1.1) billion, \$(651.2) million, and \$(5.1) billion for the Real Estate, Private Equity, Credit & Insurance, Multi-Asset Investing and Total segments, respectively. For the year ended December 31, 2023, the impact was \$1.6 billion, \$110.2 million, \$1.0 billion, \$223.5 million and \$3.0 billion for the Real Estate, Private Equity, Credit & Insurance, Multi-Asset Investing and Total segments, respectively. For the year ended December 31, 2022, the impact was \$(3.5) billion, \$(1.7) billion and \$(5.9) billion for the Real Estate, Credit & Insurance and Total segments, respectively.

Effective during the third quarter of 2024, the residential debt business was transferred from Real Estate to Credit & Insurance to align with a change in Blackstone's management of those businesses. This organizational change resulted in a decrease (reflected as an outflow) for the year ended December 31, 2024 to Real Estate Total and Fee-Earning Assets Under Management and an increase (reflected as a contra-outflow) to Credit & Insurance Total and Fee-Earning Assets Under Management (the "Residential Debt Transfer"). These changes do not impact Blackstone's Total or Fee-Earning Assets Under Management or outflows in total.

Total Assets Under Management and Fee-Earning Assets Under Management may have differences in the measurement and timing of certain activities that affect each of inflows, outflows, realizations and market activity. These differences include, but are not limited to:

- For commitment-based drawdown funds, Total Assets Under Management inflows are generally reported at each fund closing whereas Fee-Earning Assets Under Management inflows are generally reported when a fund's investment period commences. Fund closings and the investment period commencement generally occur in different periods and as such, Fee-Earning Assets Under Management inflows in such funds may exceed Total Assets Under Management inflows in the period when the investment period commences. This is most prevalent in our Real Estate and Private Equity segments.
- For commitment-based drawdown funds, Total Assets Under Management realizations generally represents the total proceeds whereas Fee-Earning Assets Under Management generally represents only the invested capital. As such, Total Assets Under Management realizations typically exceeds Fee-Earning Assets Under Management realizations. This is most prevalent in our Real Estate and Private Equity segments.

- For commitment-based drawdown funds, Total Assets Under Management is reported based on invested capital at fair value and available capital whereas Fee-Earning Assets Under Management is reported based on committed or remaining invested capital. As such, Total Assets Under Management market activity generally exceeds Fee-Earning Assets Under Management market activity. This is most prevalent in our Real Estate and Private Equity segments.
- For certain credit funds, Total Assets Under Management are based on gross asset value while Fee-Earning Assets Under Management are based on net asset value. As such, Total Assets Under Management inflows, outflows, realizations and market activity for the period generally exceed the Fee-Earning Assets Under Management inflows, outflows, realizations and market activity for the period.

#### *Total Assets Under Management*

Total Assets Under Management were \$1,127.2 billion at December 31, 2024, an increase of \$87.0 billion compared to \$1,040.2 billion at December 31, 2023. The net increase was due to:

- In our Real Estate segment, a decrease of \$21.6 billion from \$336.9 billion at December 31, 2023 to \$315.4 billion at December 31, 2024. The net decrease was due to outflows of \$24.5 billion, realizations of \$22.2 billion and market depreciation of \$2.8 billion, offset by inflows of \$27.9 billion.
  - o Outflows were driven by \$12.5 billion due to the Residential Debt Transfer and \$9.4 billion from BREIT.
  - o Realizations were driven by \$8.2 billion from BREDS, \$6.8 billion from BREIT and \$3.8 billion from BREP and co-investment.
  - o Market depreciation was primarily driven by \$4.1 billion from BREP and co-investment (which included \$2.5 billion of foreign exchange depreciation) and \$3.4 billion from BPP and co-investment (which included \$2.0 billion of foreign exchange depreciation), partially offset by appreciation of \$3.8 billion from BREDS (which included \$26.9 million of foreign exchange depreciation) and \$1.0 billion from BREIT (which included \$134.9 million of foreign exchange depreciation).
  - o Inflows were driven by \$11.4 billion from BREDS, \$8.4 billion from BREIT and \$5.0 billion from BREP and co-investment.
- In our Private Equity segment, an increase of \$37.8 billion from \$314.4 billion at December 31, 2023 to \$352.2 billion at December 31, 2024. The net increase was due to inflows of \$41.3 billion and market appreciation of \$32.6 billion, offset by realizations of \$28.9 billion and outflows of \$7.2 billion.
  - o Inflows were driven by \$14.4 billion from Corporate Private Equity, \$10.2 billion from Infrastructure, \$6.7 billion from Secondaries and \$4.8 billion from Tactical Opportunities.
  - o Market appreciation was driven by \$14.7 billion from Corporate Private Equity (which included \$700.5 million of foreign exchange depreciation), \$7.4 billion from BIP (which included \$425.1 million of foreign exchange depreciation) and \$6.3 billion from Secondaries.
  - o Realizations were driven by \$15.1 billion from Corporate Private Equity and \$7.9 billion from Secondaries.
  - o Outflows were driven by \$2.2 billion from Secondaries, \$1.8 billion from Tactical Opportunities and \$1.5 billion from BIP.

- In our Credit & Insurance segment, an increase of \$62.8 billion from \$312.7 billion at December 31, 2023 to \$375.5 billion at December 31, 2024. The net increase was due to inflows of \$91.2 billion and market appreciation of \$11.3 billion, offset by realizations of \$33.3 billion and outflows of \$6.3 billion.
  - o Inflows were driven by \$39.0 billion from direct lending, \$21.9 billion from liquid corporate credit, \$22.2 billion from infrastructure and asset based credit strategies and \$4.3 billion from mezzanine funds.
  - o Market appreciation was driven by \$5.1 billion from direct lending (which included \$345.4 million of foreign exchange depreciation), \$2.0 billion from the insurance platform and \$1.6 billion from mezzanine funds.
  - o Realizations were driven by \$14.0 billion from direct lending, \$9.9 billion from liquid corporate credit and \$4.5 billion from infrastructure and asset based credit strategies.
  - o Outflows were driven by \$8.0 billion from liquid corporate credit, \$7.6 billion from direct lending and \$1.7 billion from the insurance platform, partially offset by \$(12.5) billion due to the Residential Debt Transfer.
- In our Multi-Asset Investing segment, an increase of \$8.0 billion from \$76.2 billion at December 31, 2023 to \$84.2 billion at December 31, 2024. The net increase was due to inflows of \$11.0 billion and market appreciation of \$9.3 billion, offset by outflows of \$9.7 billion and realizations of \$2.7 billion.
  - o Inflows were driven by \$7.9 billion from Absolute Return, \$2.7 billion from Multi-Strategy and \$441.7 million from Harvest.
  - o Market appreciation was driven by \$5.9 billion from Absolute Return, \$2.5 billion from Harvest and \$952.2 million from Multi-Strategy (which included \$652.0 million of foreign exchange depreciation).
  - o Outflows were driven by \$8.0 billion from Absolute Return, \$891.1 million from Multi-Strategy and \$770.0 million from Harvest.
  - o Realizations were driven by \$1.2 billion from Absolute Return, \$1.2 billion from Multi-Strategy and \$375.0 million from Harvest.

#### *Fee-Earning Assets Under Management*

Fee-Earning Assets Under Management were \$830.7 billion at December 31, 2024, an increase of \$68.1 billion compared to \$762.6 billion at December 31, 2023. The net increase was due to:

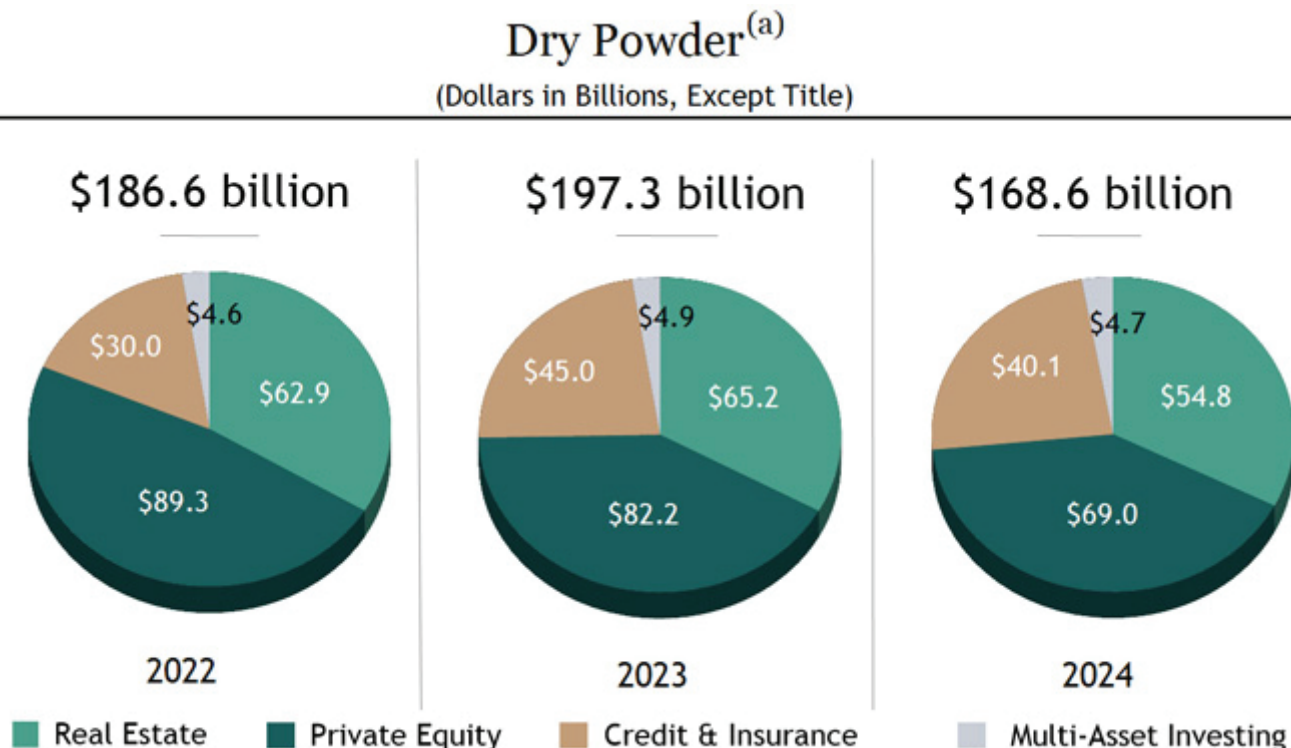
- In our Real Estate segment, a decrease of \$20.0 billion from \$298.9 billion at December 31, 2023 to \$278.9 billion at December 31, 2024. The net decrease was due to realizations of \$23.4 billion, outflows of \$23.2 billion and market depreciation of \$2.0 billion, offset by inflows of \$28.7 billion.
  - o Realizations were driven by \$11.0 billion from BREDS and \$6.8 billion from BREIT.
  - o Outflows were driven by \$12.1 billion due to the Residential Debt Transfer and \$9.4 billion from BREIT.
  - o Market depreciation was driven by \$3.2 billion from BPP and co-investment (which included \$2.0 billion of foreign exchange depreciation) and \$829.5 million from BREP and co-investment (which included \$854.7 million of foreign exchange depreciation), partially offset by appreciation of \$1.1 billion from BREDS (which included \$36.1 million of foreign exchange depreciation) and \$1.0 billion from BREIT (which included \$134.9 million of foreign exchange depreciation).
  - o Inflows were driven by \$10.1 billion from BREDS, \$8.4 billion from BREIT and \$6.0 billion from BREP and co-investment.

- In our Private Equity segment, an increase of \$35.2 billion from \$177.0 billion at December 31, 2023 to \$212.2 billion at December 31, 2024. The net increase was due to inflows of \$46.3 billion and market appreciation of \$6.3 billion, offset by realizations of \$9.4 billion and outflows of \$8.0 billion.
  - Inflows were driven by \$28.9 billion from Corporate Private Equity, \$6.1 billion from BIP, \$4.0 billion from Secondaries and \$3.3 billion from Tactical Opportunities.
  - Market appreciation was driven by \$6.0 billion from BIP (which included \$284.3 million of foreign exchange depreciation).
  - Realizations were driven by \$4.0 billion from Corporate Private Equity, \$2.5 billion from Secondaries and \$1.8 billion from Tactical Opportunities.
  - Outflows were driven by \$4.7 billion from Corporate Private Equity and \$1.5 billion from BIP.
  
- In our Credit & Insurance segment, an increase of \$46.4 billion from \$218.2 billion at December 31, 2023 to \$264.6 billion at December 31, 2024. The net increase was due to inflows of \$71.5 billion and market appreciation of \$5.1 billion, offset by realizations of \$23.8 billion and outflows of \$6.4 billion.
  - Inflows were driven by \$26.8 billion from direct lending, \$20.8 billion from liquid corporate credit and \$19.6 billion from infrastructure and asset based credit strategies.
  - Market appreciation was driven by \$4.0 billion from direct lending (which included \$266.6 million of foreign exchange depreciation).
  - Realizations were driven by \$9.8 billion from liquid corporate credit, \$7.6 billion from direct lending and \$4.1 billion from infrastructure and asset based credit strategies.
  - Outflows were driven by \$7.7 billion from liquid corporate credit, \$6.1 billion from direct lending (including \$4.0 billion as a result of an update to the methodology to exclude leverage that contributes to performance revenues but does not earn management fees), \$1.8 billion from mezzanine funds and \$1.7 billion from the insurance platform, partially offset by \$(12.1) billion due to the Residential Debt Transfer.
  
- In our Multi-Asset Investing segment, an increase of \$6.5 billion from \$68.5 billion at December 31, 2023 to \$75.0 billion at December 31, 2024. The net increase was due to inflows of \$9.0 billion and market appreciation of \$8.8 billion, offset by outflows of \$8.8 billion and realizations of \$2.5 billion.
  - Inflows were driven by \$6.9 billion from Absolute Return, \$1.7 billion from Multi-Strategy and \$373.4 million from Harvest.
  - Market appreciation was driven by \$5.6 billion from Absolute Return, \$2.3 billion from Harvest and \$908.5 million from Multi-Strategy (which included \$651.2 million of foreign exchange depreciation).
  - Outflows were driven by \$7.7 billion from Absolute Return, \$686.7 million from Harvest and \$428.9 million from Multi-Strategy.
  - Realizations were driven by \$1.1 billion from Absolute Return, \$1.1 billion from Multi-Strategy and \$292.6 million from Harvest.



## Dry Powder

The following presents our Dry Powder as of December 31 of each year:



Note: Totals may not add due to rounding.

(a) Represents illiquid drawdown funds, a component of Perpetual Capital and fee-paying co-investments; includes fee-paying third-party capital as well as general partner and employee capital that does not earn fees. Amounts are reduced by outstanding capital commitments, for which capital has not yet been invested.

## Net Accrued Performance Revenues

The following table presents the Accrued Performance Revenues, net of performance compensation, of the Blackstone Funds as of December 31, 2024 and 2023. Net Accrued Performance Revenues presented do not include clawback amounts, if any, which are disclosed in Note 18. "Commitments and Contingencies — Contingencies — Contingent Obligations (Clawback)" in the "Notes to Consolidated Financial Statements" in "—Item 8. Financial Statements and Supplementary Data" of this filing. See "— Non-GAAP Financial Measures" for our reconciliation of Net Accrued Performance Revenues.

	December 31,	
	2024	2023
	(Dollars in Millions)	
<b>Real Estate</b>		
BREP Global	\$ 873	\$1,323
BREP Europe	126	109
BREP Asia	98	92
BPP	42	129
BREDS	27	32
BTAS	19	2
Total Real Estate (a)	<u>1,186</u>	<u>1,687</u>
<b>Private Equity</b>		
BCP Global	1,733	1,562
BCP Asia	334	182
Energy/Energy Transition	568	306
Core Private Equity	247	234
Tactical Opportunities	201	229
Secondaries	1,072	731
Infrastructure	84	333
Life Sciences	197	82
BTAS/BXPE	229	185
Total Private Equity (a)	<u>4,665</u>	<u>3,844</u>
Credit & Insurance	401	286
Multi-Asset Investing	30	17
<b>Total Blackstone Net Accrued Performance Revenues</b>	<u>\$6,281</u>	<u>\$5,835</u>

Note: Totals may not add due to rounding.

(a) Real Estate and Private Equity include co-investments, as applicable

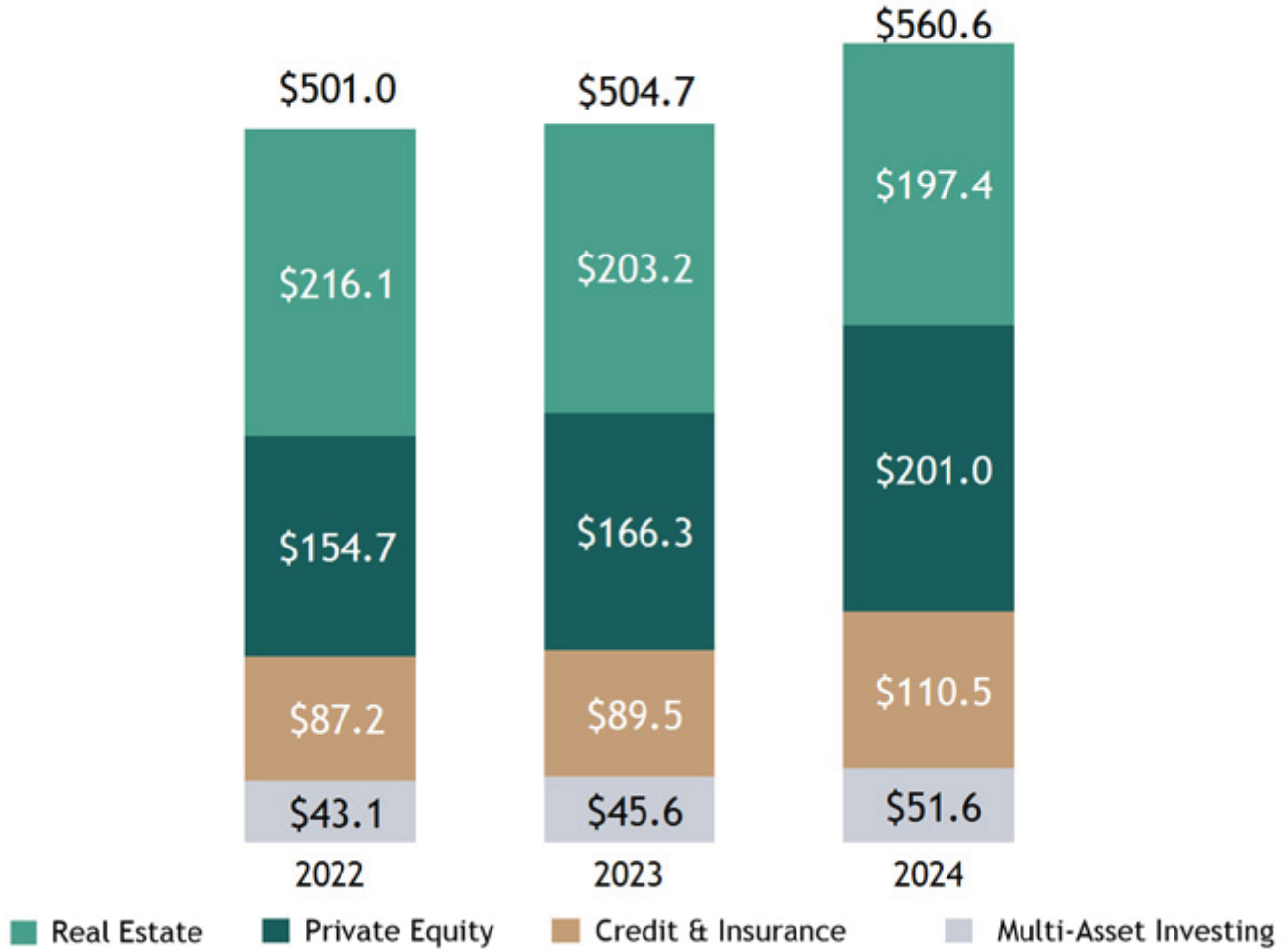
For the year ended December 31, 2024, Net Accrued Performance Revenues receivable increased due to Net Performance Revenues of \$3.1 billion, partially offset by net realized distributions of \$2.7 billion.

**Invested Performance Eligible Assets Under Management**

The following presents our Invested Performance Eligible Assets Under Management as of December 31 of each year:

## Invested Performance Eligible Assets Under Management

(Dollars in Billions)



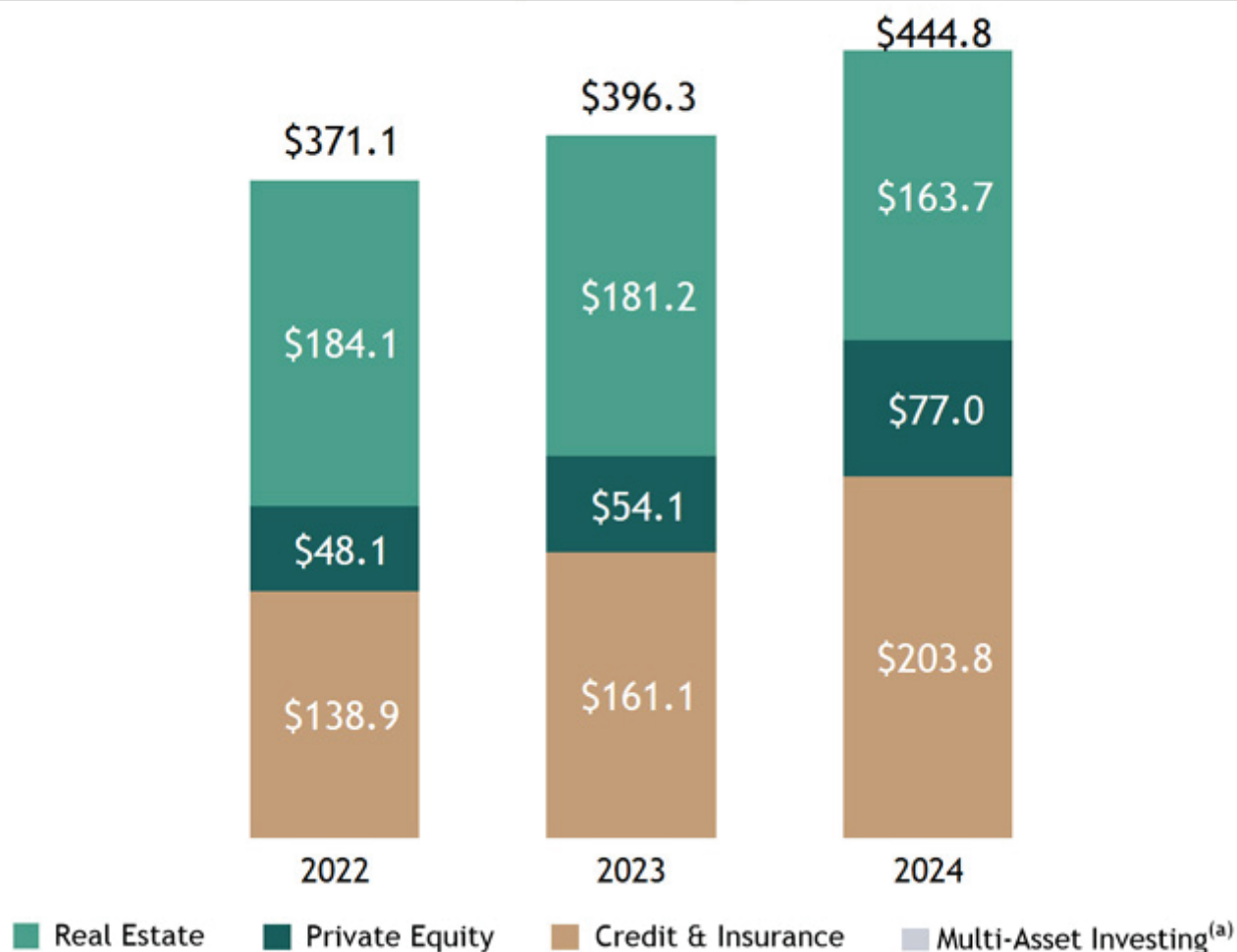
Note: Totals may not add due to rounding.

## Perpetual Capital

The following presents our Perpetual Capital Total Assets Under Management as of December 31 of each year:

### Perpetual Capital Total Assets Under Management

(Dollars in Billions)



Note: Totals may not add due to rounding.

(a) Perpetual Capital Total Assets Under Management for the Multi-Asset Investing segment was zero for the years ended December 31, 2022 and 2023, and \$247.1 million for year ended December 31, 2024.

Perpetual Capital Total Assets Under Management were \$444.8 billion as of December 31, 2024, an increase of \$48.5 billion, compared to \$396.3 billion as of December 31, 2023. Perpetual Capital Total Assets Under Management in our Credit & Insurance and Private Equity segments increased \$42.8 billion and \$22.9 billion, respectively, partially offset by a decrease in our Real Estate segment of \$17.5 billion. Principal drivers of this net increase were:

- In our Credit & Insurance segment, growth of \$26.3 billion in insurance capital managed in the segment, a portion of which was related to the perpetual capital portion of the Residential Debt Transfer, as well as growth of \$11.3 billion in BCRED.

- In our Private Equity segment, growth in BIP and BXPE capital managed in the segment resulted in increases of \$13.8 billion and \$5.5 billion, respectively.
- In our Real Estate segment, the decrease of \$17.5 billion was primarily due to the decreases of \$6.8 billion in BREIT and \$6.0 billion in BREDS, primarily reflecting the perpetual capital portion of the Residential Debt Transfer.

### ***Investment Records***

Fund returns information is included throughout this discussion and analysis to facilitate an understanding of our results of operations for the periods presented. The fund returns information reflected in this discussion and analysis is not indicative of the financial performance of Blackstone and is also not necessarily indicative of the future performance of any particular fund. An investment in Blackstone is not an investment in any of our funds. There can be no assurance that any of our funds or our other existing and future funds will achieve similar returns.

The following tables present the investment record of our significant and formerly significant carry/drawdown funds and select perpetual capital strategies from inception through December 31, 2024:

Carry/Drawdown Funds

Fund (Investment Period Beginning Date / Ending Date) (a)	Committed Capital	Available Capital (b)	Unrealized Investments			Realized Investments		Total Investments		Net IRRs (d)	
			Value	MOIC (c)	% Public	Value	MOIC (c)	Value	MOIC (c)	Realized	Total
(Dollars/Euros in Thousands, Except Where Noted)											
<b>Real Estate</b>											
Pre-BREP	\$ 140,714	\$ —	\$ —	n/a	—	\$ 345,190	2.5x	\$ 345,190	2.5x	33%	33%
BREP I (Sep 1994 / Oct 1996)	380,708	—	—	n/a	—	1,327,708	2.8x	1,327,708	2.8x	40%	40%
BREP II (Oct 1996 / Mar 1999)	1,198,339	—	—	n/a	—	2,531,614	2.1x	2,531,614	2.1x	19%	19%
BREP III (Apr 1999 / Apr 2003)	1,522,708	—	—	n/a	—	3,330,406	2.4x	3,330,406	2.4x	21%	21%
BREP IV (Apr 2003 / Dec 2005)	2,198,694	—	—	n/a	—	4,684,608	1.7x	4,684,608	1.7x	12%	12%
BREP V (Dec 2005 / Feb 2007)	5,539,418	—	6,711	n/a	—	13,463,448	2.3x	13,470,159	2.3x	11%	11%
BREP VI (Feb 2007 / Aug 2011)	11,060,122	—	5,033	n/a	—	27,761,681	2.5x	27,766,714	2.5x	13%	13%
BREP VII (Aug 2011 / Apr 2015)	13,505,657	1,016,699	1,515,050	0.5x	—	28,733,571	2.2x	30,248,621	1.9x	18%	14%
BREP VIII (Apr 2015 / Jun 2019)	16,626,351	1,673,758	10,625,834	1.3x	2%	22,891,220	2.3x	33,517,054	1.8x	23%	13%
BREP IX (Jun 2019 / Aug 2022)	21,349,948	3,313,697	22,447,870	1.3x	1%	9,136,965	2.2x	31,584,835	1.4x	54%	10%
*BREP X (Aug 2022 / Feb 2028)	30,644,637	20,405,498	11,567,610	1.1x	2%	632,157	1.2x	12,199,767	1.1x	7%	8%
<b>Total Global BREP</b>	<b>\$104,167,296</b>	<b>\$26,409,652</b>	<b>\$46,168,108</b>	<b>1.2x</b>	<b>1%</b>	<b>\$114,838,568</b>	<b>2.3x</b>	<b>\$161,006,676</b>	<b>1.8x</b>	<b>17%</b>	<b>15%</b>
BREP Int'l (Jan 2001 / Sep 2005)	€ 824,172	€ —	€ —	n/a	—	€ 1,373,170	2.1x	€ 1,373,170	2.1x	23%	23%
BREP Int'l II (Sep 2005 / Jun 2008) (e)	1,629,748	—	—	n/a	—	2,583,032	1.8x	2,583,032	1.8x	8%	8%
BREP Europe III (Jun 2008 / Sep 2013)	3,205,420	400,061	96,634	0.5x	—	5,896,568	2.1x	5,993,202	2.0x	15%	13%
BREP Europe IV (Sep 2013 / Dec 2016)	6,676,577	1,124,309	1,016,101	0.8x	—	10,170,138	1.9x	11,186,239	1.7x	17%	12%
BREP Europe V (Dec 2016 / Oct 2019)	7,997,397	814,656	4,251,304	0.8x	—	6,762,819	3.8x	11,014,123	1.5x	41%	7%
BREP Europe VI (Oct 2019 / Sep 2023)	9,934,901	3,037,326	8,529,750	1.2x	—	3,449,052	2.6x	11,978,802	1.4x	73%	11%
*BREP Europe VII (Sep 2023 / Mar 2029)	8,681,767	6,566,084	2,440,509	1.2x	—	—	n/a	2,440,509	1.2x	n/a	n/m
<b>Total BREP Europe</b>	<b>€ 38,949,982</b>	<b>€11,942,436</b>	<b>€16,334,298</b>	<b>1.0x</b>	<b>—</b>	<b>€ 30,234,779</b>	<b>2.3x</b>	<b>€ 46,569,077</b>	<b>1.6x</b>	<b>16%</b>	<b>11%</b>

continued...

Fund (Investment Period Beginning Date / Ending Date) (a)	Committed Capital	Available Capital (b)	Unrealized Investments			Realized Investments		Total Investments		Net IRRs (d)	
			Value	MOIC (c)	% Public	Value	MOIC (c)	Value	MOIC (c)	Realized	Total
(Dollars/Euros in Thousands, Except Where Noted)											
<b>Real Estate (continued)</b>											
BREP Asia I (Jun 2013 / Dec 2017)	\$ 4,262,075	\$ 898,555	\$ 1,551,149	1.7x	30%	\$ 7,250,832	1.9x	\$ 8,801,981	1.9x	16%	12%
BREP Asia II (Dec 2017 / Mar 2022)	7,356,455	1,274,879	6,161,561	1.2x	9%	2,221,602	1.8x	8,383,163	1.3x	24%	4%
*BREP Asia III (Mar 2022 / Sep 2027)	8,226,453	5,475,691	2,721,116	1.0x	—	7,244	1.6x	2,728,360	1.0x	n/a	-14%
Total BREP Asia	19,844,983	7,649,125	10,433,826	1.2x	10%	9,479,678	1.9x	19,913,504	1.4x	16%	7%
BREP Co-Investment (f)	7,597,969	102,615	1,012,900	1.5x	—	15,268,392	2.2x	16,281,292	2.2x	16%	16%
Total BREP	\$177,144,079	\$46,965,122	\$75,840,496	1.1x	2%	\$176,549,262	2.2x	\$252,389,758	1.7x	17%	14%
*BREDS High-Yield (Various) (g)	\$ 27,086,612	\$ 9,974,424	\$ 5,319,868	1.1x	—	\$ 21,728,008	1.3x	\$ 27,047,876	1.3x	10%	9%
<b>Private Equity</b>											
<b>Corporate Private Equity</b>											
BCP I (Oct 1987 / Oct 1993)	\$ 859,081	\$ —	\$ —	n/a	—	\$ 1,741,738	2.6x	\$ 1,741,738	2.6x	19%	19%
BCP II (Oct 1993 / Aug 1997)	1,361,100	—	—	n/a	—	3,268,627	2.5x	3,268,627	2.5x	32%	32%
BCP III (Aug 1997 / Nov 2002)	3,967,422	—	—	n/a	—	9,228,707	2.3x	9,228,707	2.3x	14%	14%
BCOM (Jun 2000 / Jun 2006)	2,137,330	24,575	195	n/a	—	2,995,106	1.4x	2,995,301	1.4x	6%	6%
BCP IV (Nov 2002 / Dec 2005)	6,773,182	195,824	374	n/a	—	21,720,334	2.9x	21,720,708	2.9x	36%	36%
BCP V (Dec 2005 / Jan 2011)	21,009,112	1,035,259	66,016	n/a	100%	38,806,330	1.9x	38,872,346	1.9x	8%	8%
BCP VI (Jan 2011 / May 2016)	15,195,360	1,341,143	4,138,595	2.1x	14%	28,966,019	2.3x	33,104,614	2.2x	14%	12%
BCP VII (May 2016 / Feb 2020)	18,870,216	1,462,359	17,565,769	1.6x	22%	19,772,664	2.6x	37,338,433	2.0x	25%	13%
BCP VIII (Feb 2020 / Apr 2024)	25,909,120	8,773,377	24,105,211	1.4x	7%	4,260,890	2.2x	28,366,101	1.5x	n/m	11%
*BCP IX (Apr 2024 / Apr 2029)	20,930,930	20,775,172	133,941	n/a	—	—	n/a	133,941	n/a	n/a	n/a
Energy I (Aug 2011 / Feb 2015)	2,441,558	174,492	543,965	1.7x	58%	4,194,257	2.0x	4,738,222	2.0x	14%	11%
Energy II (Feb 2015 / Feb 2020)	4,920,591	867,138	4,549,724	2.2x	70%	4,625,923	1.8x	9,175,647	2.0x	12%	9%
Energy III (Feb 2020 / Jun 2024)	4,356,820	1,739,292	5,001,338	2.0x	6%	2,108,325	2.7x	7,109,663	2.2x	45%	28%
*Energy Transition IV (Jun 2024 / Jun 2029)	5,233,885	5,166,812	138,706	n/a	—	—	n/a	138,706	n/a	n/a	n/a
BCP Asia I (Dec 2017 / Sep 2021)	2,437,080	417,510	2,667,487	2.1x	66%	2,847,272	3.2x	5,514,759	2.5x	46%	25%
*BCP Asia II (Sep 2021 / Sep 2027)	6,778,630	4,298,290	4,252,246	2.4x	31%	352,291	4.0x	4,604,537	2.5x	n/m	51%
Core Private Equity I (Jan 2017 / Mar 2021) (h)	4,760,130	1,178,572	7,669,957	2.0x	—	2,918,512	5.2x	10,588,469	2.4x	59%	17%
*Core Private Equity II (Mar 2021 / Mar 2026) (h)	8,450,662	5,295,462	4,617,109	1.3x	—	502,247	n/a	5,119,356	1.5x	n/a	14%
Total Corporate Private Equity	\$156,392,209	\$52,745,277	\$75,450,633	1.7x	17%	\$148,309,242	2.3x	\$223,759,875	2.0x	16%	15%

continued...

Fund (Investment Period Beginning Date / Ending Date) (a)	Committed Capital	Available Capital (b)	Unrealized Investments			Realized Investments		Total Investments		Net IRRs (d)	
			Value	MOIC (c)	% Public	Value	MOIC (c)	Value	MOIC (c)	Realized	Total
(Dollars/Euros in Thousands, Except Where Noted)											
<b>Private Equity (continued)</b>											
<b>Tactical Opportunities</b>											
*Tactical Opportunities (Various)	\$31,012,258	\$12,380,961	\$15,895,619	1.3x	5%	\$25,163,336	1.8x	\$41,058,955	1.6x	15%	10%
*Tactical Opportunities Co-Investment and Other (Various)	12,561,612	2,132,801	5,978,820	1.3x	2%	10,746,563	1.8x	16,725,383	1.5x	19%	16%
<b>Total Tactical Opportunities</b>	<b>\$43,573,870</b>	<b>\$14,513,762</b>	<b>\$21,874,439</b>	<b>1.3x</b>	<b>4%</b>	<b>\$35,909,899</b>	<b>1.8x</b>	<b>\$57,784,338</b>	<b>1.5x</b>	<b>16%</b>	<b>12%</b>
<b>Growth</b>											
*BXG I (Jul 2020 / Jul 2025)	\$ 5,008,477	\$ 922,294	\$ 3,801,964	1.0x	2%	\$ 526,827	2.6x	\$ 4,328,791	1.1x	n/m	-2%
BXG II (TBD)	4,204,439	4,204,439	—	n/a	—	—	n/a	—	n/a	n/a	n/a
<b>Total Growth</b>	<b>\$ 9,212,916</b>	<b>\$ 5,126,733</b>	<b>\$ 3,801,964</b>	<b>1.0x</b>	<b>2%</b>	<b>\$ 526,827</b>	<b>2.6x</b>	<b>\$ 4,328,791</b>	<b>1.1x</b>	<b>n/m</b>	<b>-2%</b>
<b>Strategic Partners (Secondaries)</b>											
Strategic Partners I-V (Various) (i)	\$11,035,527	\$ 9,759	\$ 7,741	n/a	—	\$16,782,783	n/a	\$16,790,524	1.7x	n/a	13%
Strategic Partners VI (Apr 2014 / Apr 2016) (i)	4,362,772	597,770	625,434	n/a	—	4,445,551	n/a	5,070,985	1.7x	n/a	13%
Strategic Partners VII (May 2016 / Mar 2019) (i)	7,489,970	1,659,369	2,937,628	n/a	—	7,765,917	n/a	10,703,545	1.9x	n/a	16%
Strategic Partners Real Assets II (May 2017 / Jun 2020) (i)	1,749,807	523,693	1,312,353	n/a	—	1,173,420	n/a	2,485,773	1.8x	n/a	15%
Strategic Partners VIII (Mar 2019 / Oct 2021) (i)	10,763,600	3,770,674	7,841,009	n/a	—	6,876,095	n/a	14,717,104	1.8x	n/a	23%
*Strategic Partners Real Estate, SMA and Other (Various) (i)	7,455,591	2,136,862	2,541,983	n/a	—	2,525,494	n/a	5,067,477	1.5x	n/a	12%
Strategic Partners Infrastructure III (Jun 2020 / Jun 2024) (i)	3,250,100	834,943	2,724,436	n/a	—	274,616	n/a	2,999,052	1.5x	n/a	20%
*Strategic Partners IX (Oct 2021 / Jan 2027) (i)	19,692,625	6,648,493	10,794,906	n/a	—	907,344	n/a	11,702,250	1.3x	n/a	18%
*Strategic Partners GP Solutions (Jun 2021 / Dec 2026) (i)	2,095,211	690,975	936,543	n/a	—	3,947	n/a	940,490	1.0x	n/a	-3%
*Strategic Partners Infrastructure IV (Jul 2024 / Jun 2029) (i)	2,432,184	1,878,879	—	n/a	—	—	n/a	—	n/a	n/a	n/a
<b>Total Strategic Partners (Secondaries)</b>	<b>\$70,327,387</b>	<b>\$18,751,417</b>	<b>\$29,722,033</b>	<b>n/a</b>	<b>—</b>	<b>\$40,755,167</b>	<b>n/a</b>	<b>\$70,477,200</b>	<b>1.6x</b>	<b>n/a</b>	<b>14%</b>
<b>Life Sciences</b>											
Clarus IV (Jan 2018 / Jan 2020)	\$ 910,000	\$ 56,714	\$ 739,540	2.2x	—	\$ 566,712	1.4x	\$ 1,306,252	1.7x	6%	10%
*BXL V (Jan 2020 / Jul 2025)	5,039,842	2,358,846	4,435,679	2.0x	1%	491,187	1.3x	4,926,866	1.8x	n/m	19%

continued...



Fund (Investment Period Beginning Date / Ending Date) (a)	Committed Capital	Available Capital (b)	Unrealized Investments			Realized Investments		Total Investments		Net IRRs (d)	
			Value	MOIC (c)	% Public	Value	MOIC (c)	Value	MOIC (c)	Realized	Total
(Dollars/Euros in Thousands, Except Where Noted)											
<b>Credit</b>											
Mezzanine / Opportunistic I (Jul 2007 / Oct 2011)	\$ 2,000,000	\$ 97,114	\$ —	n/a	—	\$ 4,809,113	1.6x	\$ 4,809,113	1.6x	n/a	17%
Mezzanine / Opportunistic II (Nov 2011 / Nov 2016)	4,120,000	993,260	71,353	0.2x	—	6,678,087	1.4x	6,749,440	1.4x	n/a	9%
Mezzanine / Opportunistic III (Sep 2016 / Jan 2021)	6,639,133	1,105,632	2,078,013	1.2x	39%	8,543,763	1.6x	10,621,776	1.5x	n/a	12%
*Mezzanine / Opportunistic IV (Jan 2021 / Jan 2026)	5,016,771	1,527,819	4,400,942	1.2x	1%	1,778,323	1.6x	6,179,265	1.3x	n/a	14%
Mezzanine / Opportunistic V (TBD)	3,225,846	3,225,846	—	n/a	—	—	n/a	—	n/a	n/a	n/a
Stressed / Distressed I (Sep 2009 / May 2013)	3,253,143	—	—	n/a	—	5,777,098	1.3x	5,777,098	1.3x	n/a	9%
Stressed / Distressed II (Jun 2013 / Jun 2018)	5,125,000	547,430	115,300	0.2x	—	5,471,571	1.2x	5,586,871	1.1x	n/a	1%
Stressed / Distressed III (Dec 2017 / Dec 2022)	7,356,380	1,023,698	2,033,182	1.0x	—	4,850,806	1.5x	6,883,988	1.3x	n/a	10%
Energy I (Nov 2015 / Nov 2018)	2,856,867	1,154,819	246,914	0.8x	—	3,335,250	1.6x	3,582,164	1.5x	n/a	10%
Energy II (Feb 2019 / Jun 2023)	3,616,081	1,475,543	1,023,478	1.1x	—	2,766,095	1.4x	3,789,573	1.3x	n/a	16%
*Green Energy III (May 2023 / May 2028)	6,477,000	3,627,742	3,010,359	1.0x	—	202,453	n/a	3,212,812	1.1x	n/a	15%
European Senior Debt I (Feb 2015 / Feb 2019)	€ 1,964,689	€ 147,189	€ 175,127	0.4x	—	€ 2,981,872	1.3x	€ 3,156,999	1.1x	n/a	1%
European Senior Debt II (Jun 2019 / Jun 2023) (j)	€ 4,088,344	€ 842,963	€ 3,902,298	0.9x	—	€ 3,017,599	2.6x	€ 6,919,897	1.3x	n/a	10%
<b>Total Credit Drawdown Funds (k)</b>	<b>\$56,591,880</b>	<b>\$15,804,206</b>	<b>\$17,201,715</b>	<b>0.9x</b>	<b>5%</b>	<b>\$51,068,185</b>	<b>1.5x</b>	<b>\$68,269,900</b>	<b>1.3x</b>	<b>n/a</b>	<b>10%</b>

Select Perpetual Capital Strategies (l)

Strategy (Inception Year) (a)	Investment Strategy	Total Assets Under Management	Total Net Return (m)
(Dollars in Thousands, Except Where Noted)			
<b>Real Estate</b>			
BPP—Blackstone Property Partners Platform (2013) (n)	Core+ Real Estate	\$61,401,469	5%
BREIT—Blackstone Real Estate Income Trust (2017) (o)	Core+ Real Estate	53,966,819	9%
<i>BREIT—Class I (p)</i>	Core+ Real Estate		9%
BXMT—Blackstone Mortgage Trust (2013) (q)	<i>Real Estate Debt</i>	5,814,824	6%
<b>Private Equity</b>			
BSCH—Blackstone Strategic Capital Holdings (2014) (r)	Secondaries - GP Stakes	10,999,962	13%
BIP—Blackstone Infrastructure Partners (2019) (s)	Infrastructure	43,370,836	17%
BXPE—Blackstone Private Equity Strategies Fund Program (2024) (t)	Private Equity	7,329,314	13%
<i>BXPE—Class I (u)</i>	<i>Private Equity</i>		14%
<b>Credit</b>			
BXSL—Blackstone Secured Lending Fund (2018) (v)	U.S. Direct Lending	13,277,747	11%
BCRED—Blackstone Private Credit Fund (2021) (w)	U.S. Direct Lending	75,799,683	10%
<i>BCRED—Class I (x)</i>	<i>U.S. Direct Lending</i>		10%

The returns presented herein represent those of the applicable Blackstone Funds and not those of Blackstone.

n/m Not meaningful generally due to the limited time since initial investment.

n/a Not applicable.

SMA Separately managed account.

\* Represents funds that are in their investment period as of December 31, 2024.

(a) Excludes investment vehicles where Blackstone does not earn fees.

(b) Available Capital represents total investable capital commitments, including side-by-side, adjusted for certain expenses and expired or callable capital and may include leverage, less invested capital. This amount is not reduced by outstanding commitments to investments.

(c) Multiple of Invested Capital (“MOIC”) represents carrying value, before management fees, expenses and Performance Revenues, divided by invested capital.

(d) Unless otherwise indicated, Net Internal Rate of Return (“IRR”) represents the annualized inception to December 31, 2024 IRR on total invested capital based on realized proceeds and unrealized value, as applicable, after management fees, expenses and Performance Revenues. IRRs are calculated using actual timing of limited partner cash flows. Initial inception date of cash flows may differ from the Investment Period Beginning Date.

(e) The 8% Realized Net IRR and 8% Total Net IRR exclude investors that opted out of the Hilton investment opportunity. Overall BREP International II performance reflects a 7% Realized Net IRR and a 7% Total Net IRR.

(f) BREP Co-Investment represents co-investment capital raised for various BREP investments. The Net IRR reflected is calculated by aggregating each co-investment’s realized proceeds and unrealized value, as applicable, after management fees, expenses and Performance Revenues.

(g) BREDS High-Yield represents the flagship real estate debt drawdown funds only.

(h) Blackstone Core Equity Partners is a core private equity strategy which invests with a more modest risk profile and longer hold period than traditional private equity.

(i) Strategic Partners’ Unrealized Investment Value, Realized Investment Value, Total Investment Value, Total MOIC and Total Net IRRs are reported on a three-month lag and therefore do not include the impact of economic and market activities in the current quarter. Realizations are treated as returns of capital until fully recovered and therefore Unrealized and Realized MOICs and Realized Net IRRs are not applicable. Committed Capital and Available Capital are presented as of the current quarter.

- (j) European Senior Debt II Levered has a net return of 15%, European Senior Debt II Unlevered has a net return of 8%.
- (k) Funds presented represent the flagship credit drawdown funds only. The Total Credit Net IRR is the combined IRR of the credit drawdown funds presented.
- (l) Represents the performance for select Perpetual Capital Strategies; strategies excluded consist primarily of (1) investment strategies that have been investing for less than one year, (2) perpetual capital assets managed for certain insurance clients, and (3) investment vehicles where Blackstone does not earn fees.
- (m) Unless otherwise indicated, Total Net Return represents the annualized inception to December 31, 2024 IRR on total invested capital based on realized proceeds and unrealized value, as applicable, after management fees, expenses and Performance Revenues. IRRs are calculated using actual timing of investor cash flows. Initial inception date of cash flows occurred during the Inception Year.
- (n) BPP represents the aggregate Total Assets Under Management and Total Net Return of the BPP Platform, which comprises over 30 funds, co-investment and separately managed account vehicles. It includes certain vehicles managed as part of the BPP Platform but not classified as Perpetual Capital. As of December 31, 2024, these vehicles represented \$2.8 billion of Total Assets Under Management.
- (o) The BREIT Total Net Return reflects a per share blended return, assuming BREIT had a single share class, reinvestment of all dividends received during the period, and no upfront selling commission, net of all fees and expenses incurred by BREIT. This return is not representative of the return experienced by any particular investor or share class. Total Net Return is presented on an annualized basis and is from January 1, 2017.
- (p) Represents the Total Net Return for BREIT's Class I shares, its largest share class. Performance varies by share class. Class I Total Net Return assumes reinvestment of all dividends received during the period, and no upfront selling commission, net of all fees and expenses incurred by BREIT. Class I Total Net Return is presented on an annualized basis and is from January 1, 2017.
- (q) The BXMT Total Net Return reflects annualized market return of a shareholder invested in BXMT since inception, May 22, 2013, assuming reinvestment of all dividends received during the period.
- (r) BSCH represents the aggregate Total Assets Under Management and Total Net Return of BSCH I and BSCH II funds that invest as part of the Secondaries—GP Stakes strategy, which targets minority investments in the general partners of private equity and other private-market alternative asset management firms globally. Including co-investment vehicles that do not pay fees, BSCH Total Assets Under Management is \$12.3 billion.
- (s) BIP represents the aggregate Total Assets Under Management and Total Net Return of infrastructure-focused funds for institutional investors with a primary focus on the U.S. and Europe. Including co-investment vehicles, BIP Total Assets Under Management is \$54.8 billion.
- (t) The BXPE Total Net Return reflects a per share blended return, assuming the BXPE fund program had a single vehicle and a single share class, reinvestment of any dividends received during the period, and no upfront selling commission, net of all fees and expenses incurred by BXPE. This return is not representative of the return experienced by any particular vehicle, investor or share class. Total Net Return is presented on an annualized basis and is from January 2, 2024. BXPE Total Assets Under Management reflects net asset value as of December 31, 2024. For purposes of segment Assets Under Management reporting, BXPE Assets Under Management is reported by the business managing the assets.
- (u) Represents the blended Total Net Return for the BXPE fund program's Class I shares, its largest share class across vehicles. Performance varies by vehicle and share class. Class I Total Net Return assumes reinvestment of any dividends received during the period, and no upfront selling commission, net of all fees and expenses incurred by the Class I shares. Class I Total Net Return is presented on an annualized basis and is from January 2, 2024.

- (v) The BXSL Total Assets Under Management and Total Net Return are presented as of September 30, 2024. Refer to BXSL public filings for current quarter results. BXSL Total Net Return reflects the change in Net Asset Value (“NAV”) per share, plus distributions per share (assuming dividends and distributions are reinvested in accordance with BXSL’s dividend reinvestment plan) divided by the beginning NAV per share. Total Net Returns are presented on an annualized basis and are from November 20, 2018.
- (w) The BCRED Total Net Return reflects a per share blended return, assuming BCRED had a single share class, reinvestment of all dividends received during the period, and no upfront selling commission, net of all fees and expenses incurred by BCRED. This return is not representative of the return experienced by any particular investor or share class. Total Net Return is presented on an annualized basis and is from January 7, 2021. Total Assets Under Management reflects gross asset value plus amounts borrowed or available to be borrowed under certain credit facilities. BCRED net asset value as of December 31, 2024 was \$38.9 billion.
- (x) Represents the Total Net Return for BCRED’s Class I shares, its largest share class. Performance varies by share class. Class I Total Net Return assumes reinvestment of all dividends received during the period, and no upfront selling commission, net of all fees and expenses incurred by BCRED. Class I Total Net Return is presented on an annualized basis and is from January 7, 2021.

## Segment Analysis

Discussed below is our Segment Distributable Earnings for each of our segments. This information is reflected in the manner utilized by our senior management to make operating decisions, assess performance and allocate resources. References to “our” sectors or investments may also refer to portfolio companies and investments of the underlying funds that we manage.

### Real Estate

The following table presents the results of operations for our Real Estate segment:

	Year Ended December 31,			2024 vs. 2023		2023 vs. 2022	
	2024	2023	2022	\$	%	\$	%
	(Dollars in Thousands)						
<b>Management Fees, Net</b>							
Base Management Fees	\$2,716,983	\$2,794,232	\$ 2,462,179	\$ (77,249)	-3%	\$ 332,053	13%
Transaction and Other Fees, Net	175,010	78,483	171,424	96,527	123%	(92,941)	-54%
Management Fee Offsets	(16,716)	(29,357)	(10,538)	12,641	-43%	(18,819)	179%
<b>Total Management Fees, Net</b>	<b>2,875,277</b>	<b>2,843,358</b>	<b>2,623,065</b>	<b>31,919</b>	<b>1%</b>	<b>220,293</b>	<b>8%</b>
Fee Related Performance Revenues	203,425	294,240	1,075,424	(90,815)	-31%	(781,184)	-73%
Fee Related Compensation	(674,965)	(675,880)	(1,039,125)	915	—	363,245	-35%
Other Operating Expenses	(380,321)	(325,050)	(315,331)	(55,271)	17%	(9,719)	3%
<b>Fee Related Earnings</b>	<b>2,023,416</b>	<b>2,136,668</b>	<b>2,344,033</b>	<b>(113,252)</b>	<b>-5%</b>	<b>(207,365)</b>	<b>-9%</b>
Realized Performance Revenues	200,974	244,358	2,985,713	(43,384)	-18%	(2,741,355)	-92%
Realized Performance Compensation	(101,011)	(123,299)	(1,168,045)	22,288	-18%	1,044,746	-89%
Realized Principal Investment Income	14,522	7,628	150,790	6,894	90%	(143,162)	-95%
<b>Net Realizations</b>	<b>114,485</b>	<b>128,687</b>	<b>1,968,458</b>	<b>(14,202)</b>	<b>-11%</b>	<b>(1,839,771)</b>	<b>-93%</b>
<b>Segment Distributable Earnings</b>	<b>\$2,137,901</b>	<b>\$2,265,355</b>	<b>\$ 4,312,491</b>	<b>\$(127,454)</b>	<b>-6%</b>	<b>\$(2,047,136)</b>	<b>-47%</b>

n/m Not meaningful.

*Year Ended December 31, 2024 Compared to Year Ended December 31, 2023*

Segment Distributable Earnings were \$2.1 billion for the year ended December 31, 2024, a decrease of \$127.5 million, compared to \$2.3 billion for the year ended December 31, 2023. The decrease in Segment Distributable Earnings was attributable to decreases of \$113.3 million in Fee Related Earnings and \$14.2 million in Net Realizations.

The performance of funds in our Real Estate segment in 2024 was negatively impacted by volatility in the 10-year Treasury yield, including a sharp increase in the fourth quarter, and a strong U.S. dollar. However, we believe a commercial real estate recovery is underway. Although the pace of such recovery is uncertain, the underpinnings are firmly in place, including a healthy economic backdrop that supports cash flow growth, meaningful improvements in the cost and availability of capital and a material decrease in construction starts. Subject to inflation subsiding, this should set the stage for a multi-year recovery. The constraints on future new supply, including in certain sectors in which our global opportunistic and Core+ real estate portfolios are concentrated, such as logistics and rental housing, should also support real estate values over time.

We additionally continue to believe that, despite recent speculation about data center demand, there will continue to be significant demand for digital infrastructure as artificial intelligence and other technological innovation is increasingly adopted and developed. Our Real Estate segment is well positioned to benefit from this trend. In certain markets and sectors with elevated near-term supply, including U.S. logistics and multifamily, however, growth has slowed and may moderate further. Life science office and traditional office valuations have also been negatively impacted by challenging sector dynamics and capital markets. While our NYSE-listed REIT, Blackstone Mortgage Trust (“BXMT”), is mostly focused in sectors with strong long-term fundamentals, its office exposure is higher than in our real estate equity business. Although this has posed challenges for the vehicle, its office exposure has been meaningfully reduced through loan resolutions and repayments. Given our conviction that a recovery is underway, our Real Estate funds deployed \$25.3 billion in 2024, a nearly 70% increase year over year. While we expect our real estate realization activity to remain muted as commercial real estate continues to recover, we believe the market for realizations will strengthen over time. In BREIT, improving investor sentiment throughout 2024 has contributed to favorable trends in net flows, with a 97% decline in net repurchase requests in December 2024 relative to their peak in January 2023.

*Fee Related Earnings*

Fee Related Earnings were \$2.0 billion for the year ended December 31, 2024, a decrease of \$113.3 million, compared to \$2.1 billion for the year ended December 31, 2023. The decrease in Fee Related Earnings was primarily attributable to a decrease of \$90.8 million in Fee Related Performance Revenues and an increase of \$55.3 million in Other Operating Expenses, partially offset by an increase of \$31.9 million in Management Fees, Net.

Fee Related Performance Revenues were \$203.4 million for the year ended December 31, 2024, a decrease of \$90.8 million, compared to \$294.2 million for the year ended December 31, 2023. The decrease was primarily due to lower Fee Related Performance Revenues in BPP and co-investment and BXMT.

Other Operating Expenses were \$380.3 million for the year ended December 31, 2024, an increase of \$55.3 million, compared to \$325.1 million for the year ended December 31, 2023. The increase was primarily due to higher sub-servicing fees and professional fees.

Management Fees, Net were \$2.9 billion for the year ended December 31, 2024, an increase of \$31.9 million, compared to \$2.8 billion for the year ended December 31, 2023, primarily driven by an increase in Transaction and Other Fees, Net, partially offset by a decrease in Base Management Fees. Transaction and Other Fees, Net increased \$96.5 million primarily due to an increase in acquisition fees paid to the advisor of our BREP funds. Base Management Fees decreased \$77.2 million primarily due to a decrease in Fee-Earning Assets Under Management in BREIT.

### Net Realizations

Net Realizations were \$114.5 million for the year ended December 31, 2024, a decrease of \$14.2 million, compared to \$128.7 million for the year ended December 31, 2023. The decrease in Net Realizations was primarily attributable to a decrease of \$43.4 million in Realized Performance Revenues, partially offset by a decrease of \$22.3 million in Realized Performance Compensation.

Realized Performance Revenues were \$201.0 million for the year ended December 31, 2024, a decrease of \$43.4 million, compared to \$244.4 million for the year ended December 31, 2023. The decrease was primarily due to lower Realized Performance Revenues in BREP.

Realized Performance Compensation was \$101.0 million for the year ended December 31, 2024, a decrease of \$22.3 million, compared to \$123.3 million for the year ended December 31, 2023. The decrease was primarily due to the decrease in Realized Performance Revenues.

### Fund Returns

Fund return information is included throughout this discussion and analysis to facilitate an understanding of our results of operations for the periods presented. The fund returns information reflected in this discussion and analysis is not indicative of the financial performance of Blackstone and is also not necessarily indicative of the future performance of any particular fund. An investment in Blackstone is not an investment in any of our funds. There can be no assurance that any of our funds or our other existing and future funds will achieve similar returns.

The following table presents the internal rates of return, except where noted, of our significant real estate funds:

Fund (a)	Year Ended December 31,						December 31, 2024 Inception to Date			
	2024		2023		2022		Realized		Total	
	Gross	Net	Gross	Net	Gross	Net	Gross	Net	Gross	Net
BREP VIII	-11%	-11%	-10%	-9%	8%	6%	30%	23%	18%	13%
BREP IX	-8%	-8%	-6%	-6%	18%	13%	80%	54%	15%	10%
BREP X	27%	15%	n/m	n/m	n/m	n/m	15%	7%	29%	8%
BREP Europe V (b)	-13%	-12%	-14%	-13%	-1%	-2%	50%	41%	11%	7%
BREP Europe VI (b)	3%	1%	10%	6%	10%	6%	97%	73%	19%	11%
BREP Asia II	-2%	-3%	-2%	-1%	2%	1%	35%	24%	7%	4%
BREP Asia III	6%	-7%	-4%	-19%	n/m	n/m	n/a	n/a	—	-14%
BREP Co-Investment (c)	-8%	-10%	1%	1%	26%	25%	18%	16%	18%	16%
BPP (d)	-2%	-3%	-8%	-8%	11%	9%	n/a	n/a	6%	5%
BREIT (e)	n/a	2%	n/a	-1%	n/a	8%	n/a	n/a	n/a	9%
BREIT - Class I (f)	n/a	2%	n/a	-1%	n/a	8%	n/a	n/a	n/a	9%
BREDS High-Yield (g)	17%	12%	12%	8%	3%	—	14%	10%	14%	9%
BXMT (h)	n/a	-8%	n/a	13%	n/a	-24%	n/a	n/a	n/a	6%

The returns presented herein represent those of the applicable Blackstone Funds and not those of Blackstone.

n/m Not meaningful generally due to the limited time since initial investment.

n/a Not applicable.

- (a) Net returns are based on the change in carrying value (realized and unrealized) after management fees, expenses and Performance Revenues. Excludes investment vehicles where Blackstone does not earn fees.
- (b) Euro-based internal rates of return.
- (c) BREP Co-Investment represents co-investment capital raised for various BREP investments. The Net IRR reflected is calculated by aggregating each co-investment's realized proceeds and unrealized value, as applicable, after management fees, expenses and Performance Revenues.
- (d) The BPP platform, which comprises over 30 funds, co-investment and separately managed account vehicles, represents the Core+ real estate funds which invest with a more modest risk profile and lower leverage.
- (e) Reflects a per share blended return for each respective period, assuming BREIT had a single share class, reinvestment of all dividends received during the period, and no upfront selling commission, net of all fees and expenses incurred by BREIT. These returns are not representative of the returns experienced by any particular investor or share class. Inception to date returns are presented on an annualized basis and are from January 1, 2017.
- (f) Represents the Total Net Return for BREIT's Class I shares, its largest share class. Performance varies by share class. Class I Total Net Return assumes reinvestment of all dividends received during the period, and no upfront selling commission, net of all fees and expenses incurred by BREIT. Inception to date return is from January 1, 2017.
- (g) BREDS High-Yield represents the flagship real estate debt drawdown funds only. Inception to date returns are from July 1, 2009.
- (h) Reflects annualized return of a shareholder invested in BXMT as of the beginning of each period presented, assuming reinvestment of all dividends received during the period, and net of all fees and expenses incurred by BXMT. Return incorporates the closing NYSE stock price as of each period end. Inception to date returns are from May 22, 2013.

*Funds with Closed Investment Periods as of December 31, 2024*

The Real Estate segment has thirteen funds with closed investment periods as of December 31, 2024: BREP IX, BREP VIII, BREP VII, BREP VI, BREP V, BREP Europe VI, BREP Europe V, BREP Europe IV, BREP Europe III, BREP Asia II, BREP Asia I, BREDS IV and BREDS III. As of December 31, 2024, BREP VII, BREP VI, BREP V, BREP Europe VI, BREP Europe IV, BREP Europe III and BREP Asia I were above their carried interest thresholds (i.e., the preferred return payable to its limited partners before the general partner is eligible to receive carried interest) and would have been above their carried interest thresholds even if all remaining investments were valued at zero. BREP IX, BREP VIII, BREP Europe V, BREDS IV and BREDS III were above their carried interest thresholds as of December 31, 2024, and BREP Asia II was below its carried interest threshold. Funds are considered above their carried interest thresholds based on the aggregate fund position, although individual limited partners may be below their respective carried interest thresholds in certain funds.

## Private Equity

The following table presents the results of operations for our Private Equity segment:

	Year Ended December 31,			2024 vs. 2023		2023 vs. 2022	
	2024	2023	2022	\$	%	\$	%
	(Dollars in Thousands)						
<b>Management and Advisory Fees, Net</b>							
Base Management Fees	\$ 2,027,855	\$ 1,903,972	\$ 1,882,197	\$ 123,883	7%	\$ 21,775	1%
Transaction, Advisory and Other Fees, Net	176,469	108,848	97,972	67,621	62%	10,876	11%
Management Fee Offsets	(6,044)	(5,228)	(56,078)	(816)	16%	50,850	-91%
<b>Total Management and Advisory Fees, Net</b>	<b>2,198,280</b>	<b>2,007,592</b>	<b>1,924,091</b>	<b>190,688</b>	<b>9%</b>	<b>83,501</b>	<b>4%</b>
Fee Related Performance Revenues	1,185,428	—	(648)	1,185,428	n/m	648	-100%
Fee Related Compensation	(1,164,237)	(619,678)	(599,758)	(544,559)	88%	(19,920)	3%
Other Operating Expenses	(391,309)	(329,221)	(314,967)	(62,088)	19%	(14,254)	5%
<b>Fee Related Earnings</b>	<b>1,828,162</b>	<b>1,058,693</b>	<b>1,008,718</b>	<b>769,469</b>	<b>73%</b>	<b>49,975</b>	<b>5%</b>
Realized Performance Revenues	1,392,447	1,343,865	1,206,594	48,582	4%	137,271	11%
Realized Performance Compensation	(633,491)	(584,154)	(550,306)	(49,337)	8%	(33,848)	6%
Realized Principal Investment Income	52,356	76,220	144,585	(23,864)	-31%	(68,365)	-47%
<b>Net Realizations</b>	<b>811,312</b>	<b>835,931</b>	<b>800,873</b>	<b>(24,619)</b>	<b>-3%</b>	<b>35,058</b>	<b>4%</b>
<b>Segment Distributable Earnings</b>	<b>\$ 2,639,474</b>	<b>\$ 1,894,624</b>	<b>\$ 1,809,591</b>	<b>\$ 744,850</b>	<b>39%</b>	<b>\$ 85,033</b>	<b>5%</b>

n/m Not meaningful.

### Year Ended December 31, 2024 Compared to Year Ended December 31, 2023

Segment Distributable Earnings were \$2.6 billion for the year ended December 31, 2024, an increase of \$744.9 million, compared to \$1.9 billion for the year ended December 31, 2023. The increase in Segment Distributable Earnings was attributable to an increase of \$769.5 million in Fee Related Earnings, partially offset by a decrease of \$24.6 million in Net Realizations.

Our Private Equity segment demonstrated resilience across all strategies in 2024. In addition to particular strength in Corporate Private Equity and Life Sciences, our Infrastructure business was a notable driver of Fee Related Performance Revenues in the fourth quarter due to a significant scheduled crystallization event. We continue to believe our Infrastructure business is well positioned to benefit from the expected increase in demand for investment in infrastructure, including digital infrastructure, over time. In Corporate Private Equity, our operating companies saw stable revenue growth and margin expansion during the year. Realization activity in the segment meaningfully increased toward the end of 2024, concentrated in Corporate Private Equity, and we see a more constructive environment for realizations in the segment through the course of 2025. Improved market sentiment has created positive momentum for deployment in the segment, which nearly doubled year-over-year, and for fundraising, including in our perpetual capital strategies.

#### Fee Related Earnings

Fee Related Earnings were \$1.8 billion for the year ended December 31, 2024, an increase of \$769.5 million, compared to \$1.1 billion for the year ended December 31, 2023. The increase in Fee Related Earnings was primarily attributable to increases of \$1.2 billion in Fee Related Performance Revenues and \$190.7 million in Management and Advisory Fees, Net, partially offset by an increase of \$544.6 million in Fee Related Compensation.



Fee Related Performance Revenues were \$1.2 billion for the year ended December 31, 2024, an increase of \$1.2 billion, compared to the year ended December 31, 2023. The increase was due to crystallization of performance revenues in BIP and BXPE.

Management and Advisory Fees, Net were \$2.2 billion for the year ended December 31, 2024, an increase of \$190.7 million, compared to \$2.0 billion for the year ended December 31, 2023, primarily driven by increases in Base Management Fees and Transaction, Advisory and Other Fees, Net. Base Management Fees increased \$123.9 million primarily due to an increase in Fee-Earning Assets Under Management in BIP and BXPE, as well as the investment period commencement and subsequent fee holiday expirations of BCP IX and BETP IV. Transaction, Advisory and Other Fees, Net increased \$67.6 million primarily due to increased volume of deal activity in BXCM.

Fee Related Compensation were \$1.2 billion for the year ended December 31, 2024, an increase of \$544.6 million, compared to \$619.7 million for the year ended December 31, 2023. The increase was primarily due to increases in Fee Related Performance Revenues and Management and Advisory Fees, Net, both of which impact Fee Related Compensation.

#### *Net Realizations*

Net Realizations were \$811.3 million for the year ended December 31, 2024, a decrease of \$24.6 million, compared to \$835.9 million for the year ended December 31, 2023. The decrease in Net Realizations was attributable to an increase of \$49.3 million in Realized Performance Compensation and a decrease of \$23.9 million in Realized Principal Investment Income, partially offset by an increase of \$48.6 million in Realized Performance Revenues.

Realized Performance Compensation was \$633.5 million for the year ended December 31, 2024, an increase of \$49.3 million, compared to \$584.2 million for the year ended December 31, 2023. The increase was primarily due to increases in Realized Performance Compensation in Corporate Private Equity and Tactical Opportunities, partially offset by decreases in Secondaries.

Realized Principal Investment Income was \$52.4 million for the year ended December 31, 2024, a decrease of \$23.9 million, compared to \$76.2 million for the year ended December 31, 2023. The decrease was primarily due to decreases in Realized Principal Investment Income in Corporate Private Equity.

Realized Performance Revenues were \$1.4 billion for the year ended December 31, 2024, an increase of \$48.6 million, compared to \$1.3 billion for the year ended December 31, 2023. The increase was primarily due to increases in Realized Performance Revenues in Tactical Opportunities and Corporate Private Equity, partially offset by decreases in Secondaries.

#### *Fund Returns*

Fund returns information is included throughout this discussion and analysis to facilitate an understanding of our results of operations for the periods presented. The fund returns information reflected in this discussion and analysis is not indicative of the financial performance of Blackstone and is also not necessarily indicative of the future performance of any particular fund. An investment in Blackstone is not an investment in any of our funds. There can be no assurance that any of our funds or our other existing and future funds will achieve similar returns.

The following table presents the internal rates of return of our significant private equity funds:

Fund (a)	Year Ended December 31,						December 31, 2024			
	2024		2023		2022		Realized		Total	
	Gross	Net	Gross	Net	Gross	Net	Gross	Net	Gross	Net
BCP VI	7%	6%	7%	6%	12%	11%	19%	14%	17%	12%
BCP VII	13%	10%	13%	10%	-12%	-11%	34%	25%	18%	13%
BCP VIII	14%	9%	12%	6%	4%	—	n/m	n/m	19%	11%
BEP II	40%	23%	12%	8%	36%	33%	15%	12%	14%	9%
BEP III	20%	15%	28%	20%	42%	31%	63%	45%	42%	28%
BCP Asia I	14%	12%	16%	13%	-38%	-35%	66%	46%	36%	25%
BCP Asia II	91%	76%	62%	23%	n/m	n/m	n/m	n/m	80%	51%
BCEP I	10%	8%	2%	2%	—	—	64%	59%	19%	17%
BCEP II	14%	10%	31%	24%	14%	9%	n/a	n/a	19%	14%
Tactical Opportunities	13%	9%	9%	5%	-2%	-4%	18%	15%	15%	10%
Tactical Opportunities Co-Investment and Other	13%	11%	7%	7%	—	4%	21%	19%	19%	16%
BXG I	2%	-2%	-2%	-5%	-13%	-13%	n/m	n/m	2%	-2%
Strategic Partners VI (b)	2%	—	-2%	-3%	-10%	-11%	n/a	n/a	18%	13%
Strategic Partners VII (b)	-1%	-2%	1%	—	-4%	-5%	n/a	n/a	20%	16%
Strategic Partners Real Assets II (b)	13%	11%	19%	16%	13%	12%	n/a	n/a	19%	15%
Strategic Partners VIII (b)	1%	—	-1%	-3%	3%	2%	n/a	n/a	30%	23%
Strategic Partners Real Estate, SMA and Other (b)	-1%	-6%	-6%	-7%	35%	32%	n/a	n/a	14%	12%
Strategic Partners Infrastructure III (b)	13%	10%	15%	11%	58%	45%	n/a	n/a	30%	20%
Strategic Partners IX (b)	25%	19%	15%	7%	n/m	n/m	n/a	n/a	28%	18%
Strategic Partners GP Solutions (b)	—	-3%	-16%	-11%	39%	29%	n/a	n/a	1%	-3%
BSCH (c)	35%	25%	8%	5%	4%	1%	n/a	n/a	21%	13%
BIP (d)	24%	20%	13%	10%	26%	20%	n/a	n/a	21%	17%
Clarus IV	22%	17%	-3%	-4%	4%	2%	11%	6%	16%	10%
BXLS V	42%	31%	43%	27%	10%	2%	n/m	n/m	31%	19%
BXPE (e)	n/a	13%	n/a	n/a	n/a	n/a	n/a	n/a	n/a	13%
BXPE - Class I (f)	n/a	14%	n/a	n/a	n/a	n/a	n/a	n/a	n/a	14%

**The returns presented herein represent those of the applicable Blackstone Funds and not those of Blackstone.**

n/m Not meaningful generally due to the limited time since initial investment.

n/a Not applicable.

SMA Separately managed account.

- (a) Net returns are based on the change in carrying value (realized and unrealized) after management fees, expenses and Performance Revenues. Excludes investment vehicles where Blackstone does not earn fees.
- (b) Gross and net returns are reported on a three-month lag, reflect Strategic Partners' fund financial performance as of the prior quarter and therefore do not include the impact of economic and market activities in the current quarter. Realizations are treated as returns of capital until fully recovered and therefore inception to date realized returns are not applicable.
- (c) Gross and net returns represent BSCH I and BSCH II GP Stakes funds. Returns include performance of investments in four public-market general partner stakes acquired in BSCH I, prior to a shift in GP Stakes' strategy in 2017 to focus exclusively on private-markets general partners.
- (d) Gross and net returns reflect infrastructure-focused funds for institutional investors.

- (e) Reflects a per share blended return for each respective period, assuming BXPE had a single vehicle and a single share class, reinvestment of any dividends received during the period, and no upfront selling commission, net of all fees and expenses incurred by BXPE. These returns are not representative of the returns experienced by any particular vehicle, investor or share class. Inception to date returns are presented on an annualized basis and are from January 2, 2024.
- (f) Represents the blended Total Net Return for BXPE's Class I shares, its largest share class across vehicles. Performance varies by vehicle and share class. Class I Total Net Return assumes reinvestment of any dividends received during the period, and no upfront selling commission, net of all fees and expenses incurred by the Class I shares. Class I Total Net Return is presented on an annualized basis from January 2, 2024.

*Funds With Closed Investment Periods as of December 31, 2024*

The Corporate Private Equity funds have eleven funds with closed investment periods: BCP IV, BCP V, BCP VI, BCP VII, BCP VIII, BCOM, BEP I, BEP II, BEP III, BCEP I and BCP Asia I. As of December 31, 2024, BCP IV was above its carried interest threshold (i.e., the preferred return payable to its limited partners before the general partner is eligible to receive carried interest) and would still be above its carried interest threshold even if all remaining investments were valued at zero. BCP V is comprised of two fund classes, the BCP V "main fund" and BCP V-AC fund. Within these fund classes, the general partner is subject to equalization such that (a) the general partner accrues carried interest when the respective carried interest for either fund class is positive and (b) the general partner realizes carried interest so long as clawback obligations, if any, for either of the respective fund classes are fully satisfied. BCP V, BCP VI, BCP VII, BCP VIII, BCOM, BEP I, BEP II, BEP III, BCEP I and BCP Asia I were above their respective carried interest thresholds. Funds are considered above their carried interest thresholds based on the aggregate fund position, although individual limited partners may be below their respective carried interest thresholds in certain funds.

Tactical Opportunities funds have various funds with closed investment periods, including but not limited to: BTOF-POOL, BTOF-POOL II, and BTOF-POOL III, which are each above their carried interest thresholds based on aggregate fund position. Blackstone Growth funds have no funds with closed investment periods. Secondaries funds have various funds with closed investment periods, including but not limited to: Strategic Partners Infrastructure III, Strategic Partners VIII, Strategic Partners Real Estate VII and BSCH I which are above their respective carried interest thresholds based on aggregate fund position. Blackstone Life Sciences funds have one fund with a closed investment period: Clarus IV, which was above its carried interest threshold.

## Credit & Insurance

The following table presents the results of operations for our Credit & Insurance segment:

	Year Ended December 31,			2024 vs. 2023		2023 vs. 2022	
	2024	2023	2022	\$	%	\$	%
(Dollars in Thousands)							
<b>Management Fees, Net</b>							
Base Management Fees	\$ 1,561,649	\$ 1,297,406	\$ 1,185,289	\$ 264,243	20%	\$ 112,117	9%
Transaction and Other Fees, Net	44,354	44,542	34,481	(188)	—	10,061	29%
Management Fee Offsets	(24,196)	(3,907)	(5,432)	(20,289)	519%	1,525	-28%
<b>Total Management Fees, Net</b>	<b>1,581,807</b>	<b>1,338,041</b>	<b>1,214,338</b>	<b>243,766</b>	<b>18%</b>	<b>123,703</b>	<b>10%</b>
Fee Related Performance Revenues	747,092	564,287	374,721	182,805	32%	189,566	51%
Fee Related Compensation	(755,620)	(628,064)	(512,727)	(127,556)	20%	(115,337)	22%
Other Operating Expenses	(371,354)	(323,773)	(260,028)	(47,581)	15%	(63,745)	25%
<b>Fee Related Earnings</b>	<b>1,201,925</b>	<b>950,491</b>	<b>816,304</b>	<b>251,434</b>	<b>26%</b>	<b>134,187</b>	<b>16%</b>
Realized Performance Revenues	313,092	317,620	147,285	(4,528)	-1%	170,335	116%
Realized Performance Compensation	(129,814)	(140,210)	(63,845)	10,396	-7%	(76,365)	120%
Realized Principal Investment Income	39,855	21,752	79,763	18,103	83%	(58,011)	-73%
<b>Net Realizations</b>	<b>223,133</b>	<b>199,162</b>	<b>163,203</b>	<b>23,971</b>	<b>12%</b>	<b>35,959</b>	<b>22%</b>
<b>Segment Distributable Earnings</b>	<b>\$ 1,425,058</b>	<b>\$ 1,149,653</b>	<b>\$ 979,507</b>	<b>\$ 275,405</b>	<b>24%</b>	<b>\$ 170,146</b>	<b>17%</b>

n/m Not meaningful.

### Year Ended December 31, 2024 Compared to Year Ended December 31, 2023

Segment Distributable Earnings were \$1.4 billion for the year ended December 31, 2024, an increase of \$275.4 million, compared to \$1.1 billion for the year ended December 31, 2023. The increase in Segment Distributable Earnings was attributable to increases of \$251.4 million in Fee Related Earnings and \$24.0 million in Net Realizations.

Our Credit & Insurance segment demonstrated consistently strong performance in 2024. Longer-term structural shifts in the lending market have contributed to attractive and sizeable deployment opportunities in the segment, which invested \$63.8 billion in 2024. Credit & Insurance funds have benefited from an environment of high interest rates, although these rates began to decrease in 2024. A further decline in interest rates and/or widening of credit spreads would make it more difficult for our credit funds to replicate recent strong performance. Nevertheless, even with modest base rate decreases, we continue to see significant opportunities to generate excess returns relative to liquid markets in our non-investment grade strategies. Moreover, rapidly expanding private credit markets and opportunities for corporate and bank partnerships should continue to be supportive of overall transaction activity, including deployment.

Fundraising in our Credit & Insurance segment, including in our perpetual capital strategies, continued to be positively impacted by the long-term structural shifts in the lending market. In addition to strong interest in non-investment grade strategies, such as opportunistic and direct lending, and a meaningful increase in demand for investment grade private credit, we see robust momentum in our perpetual capital strategies. At the same time, given the significant opportunities in the space, competition in the private credit markets has increased and is likely to increase further as a result of product innovation and customization by private credit managers. In addition, regulatory measures aimed at reducing burden on U.S. banks, such as less onerous bank regulatory capital requirements, may also increase competition.

### *Fee Related Earnings*

Fee Related Earnings were \$1.2 billion for the year ended December 31, 2024, an increase of \$251.4 million, compared to \$950.5 million for the year ended December 31, 2023. The increase in Fee Related Earnings was primarily attributable to increases of \$243.8 million in Management Fees, Net and \$182.8 million in Fee Related Performance Revenues, partially offset by an increase of \$127.6 million in Fee Related Compensation.

Management Fees, Net were \$1.6 billion for the year ended December 31, 2024, an increase of \$243.8 million, compared to \$1.3 billion for the year ended December 31, 2023, primarily driven by an increase in Base Management Fees. Base Management Fees increased \$264.2 million primarily due to an increase in Fee-Earning Assets Under Management in direct lending.

Fee Related Performance Revenues were \$747.1 million for the year ended December 31, 2024, an increase of \$182.8 million, compared to \$564.3 million for the year ended December 31, 2023. The increase was primarily due to higher net investment income and Fee-Earning Assets Under Management in BCRED.

Fee Related Compensation was \$755.6 million for the year ended December 31, 2024, an increase of \$127.6 million, compared to \$628.1 million for the year ended December 31, 2023. The increase was primarily due to increases in Management Fees, Net and Fee Related Performance Revenues, both of which impact Fee Related Compensation.

### *Net Realizations*

Net Realizations were \$223.1 million for the year ended December 31, 2024, an increase of \$24.0 million, compared to \$199.2 million for the year ended December 31, 2023. The increase in Net Realizations was primarily attributable to an increase of \$18.1 million in Realized Principal Investment Income, partially offset by a decrease of \$10.4 million in Realized Performance Compensation.

Realized Principal Investment Income was \$39.9 million for the year ended December 31, 2024, an increase of \$18.1 million, compared to \$21.8 million for the year ended December 31, 2023. The increase was primarily due to the impact of a realized loss related to the insurance platform in the year ended December 31, 2023.

Realized Performance Compensation was \$129.8 million for the year ended December 31, 2024, a decrease of \$10.4 million, compared to \$140.2 million for the year ended December 31, 2023. The decrease was primarily due to the decrease in Realized Performance Revenues.

### *Composite Returns*

Composite returns information is included throughout this discussion and analysis to facilitate an understanding of our results of operations for the periods presented. The composite returns information reflected in this discussion and analysis is not indicative of the financial performance of Blackstone and is also not necessarily indicative of the future results of any particular fund or composite. An investment in Blackstone is not an investment in any of our funds or composites. There can be no assurance that any of our funds or composites or our other existing and future funds or composites will achieve similar returns.

The following table presents the return information for the Private Credit and Liquid Credit composites:

Composite (a)	Year Ended December 31,						Inception to December 31, 2024	
	2024		2023		2022		Total	
	Gross	Net	Gross	Net	Gross	Net	Gross	Net
Private Credit (b)	16%	12%	16%	12%	7%	4%	12%	8%
Liquid Credit (b)	10%	9%	13%	12%	-3%	-3%	5%	5%

**The returns presented herein represent those of the applicable Blackstone Funds and not those of Blackstone.**

- (a) Net returns are based on the change in carrying value (realized and unrealized) after management fees, expenses and Performance Allocations, net of tax advances.
- (b) Private Credit returns include mezzanine lending funds and middle market direct lending funds (including BXSL and BCRED), stressed/distressed strategies (including stressed/distressed funds and credit alpha strategies) and energy strategies. Liquid Credit returns include CLOs, closed-ended funds, open-ended funds and separately managed accounts. Only fee-earning funds exceeding \$100 million of fair value at the beginning of each respective quarter-end are included. Funds in liquidation, funds investing primarily in investment grade corporate credit and asset based finance funds are excluded. Blackstone Funds that were contributed to BXC as part of Blackstone's acquisition of BXC in March 2008 and the pre-acquisition date performance for funds and vehicles acquired by BXC subsequent to March 2008, are also excluded. Private Credit and Liquid Credit's inception to date returns are from December 31, 2005.

#### Operating Metrics

The following table presents information regarding our Invested Performance Eligible Assets Under Management:

	Invested Performance Eligible Assets Under Management			Estimated % Above High Water Mark/Hurdle (a)		
	December 31,			December 31,		
	2024	2023	2022	2024	2023	2022
	(Dollars in Thousands)					
Credit & Insurance (b)	\$ 110,519,827	\$ 89,500,575	\$ 87,166,271	99%	97%	93%

- (a) Estimated % Above High Water Mark/Hurdle represents the percentage of Invested Performance Eligible Assets Under Management that as of the dates presented would earn performance fees when the applicable Credit & Insurance managed fund has positive investment performance relative to a hurdle, where applicable. Incremental positive performance in the applicable Blackstone Funds may cause additional assets to reach their respective High Water Mark or clear a hurdle return, thereby resulting in an increase in Estimated % Above High Water Mark/Hurdle.
- (b) For the Credit & Insurance managed funds, at December 31, 2024, the incremental appreciation needed for the 1% of Invested Performance Eligible Assets Under Management below their respective High Water Marks/Hurdles to reach their respective High Water Marks/Hurdles was \$2.2 billion, an increase of \$37.0 million, compared to \$2.1 billion at December 31, 2023. Of the Invested Performance Eligible Assets Under Management below their respective High Water Marks/Hurdles as of December 31, 2024, 5% were within 5% of reaching their respective High Water Mark.

## Multi-Asset Investing

The following table presents the results of operations for our Multi-Asset Investing segment:

	Year Ended December 31,			2024 vs. 2023		2023 vs. 2022	
	2024	2023	2022	\$	%	\$	%
	(Dollars in Thousands)						
<b>Management Fees, Net</b>							
Base Management Fees	\$ 474,395	\$ 470,237	\$ 515,373	\$ 4,158	1%	\$ (45,136)	-9%
Transaction and Other Fees, Net	3,855	4,019	6,240	(164)	-4%	(2,221)	-36%
Management Fee Offsets	(80)	(3)	(161)	(77)	n/m	158	-98%
<b>Total Management Fees, Net</b>	<b>478,170</b>	<b>474,253</b>	<b>521,452</b>	<b>3,917</b>	<b>1%</b>	<b>(47,199)</b>	<b>-9%</b>
Fee Related Compensation	(144,500)	(164,488)	(179,165)	19,988	-12%	14,677	-8%
Other Operating Expenses	(105,108)	(106,289)	(98,697)	1,181	-1%	(7,592)	8%
<b>Fee Related Earnings</b>	<b>228,562</b>	<b>203,476</b>	<b>243,590</b>	<b>25,086</b>	<b>12%</b>	<b>(40,114)</b>	<b>-16%</b>
Realized Performance Revenues	380,518	155,259	121,746	225,259	145%	33,513	28%
Realized Performance Compensation	(86,930)	(48,354)	(31,901)	(38,576)	80%	(16,453)	52%
Realized Principal Investment Income	(14,207)	5,332	21,118	(19,539)	n/m	(15,786)	-75%
<b>Net Realizations</b>	<b>279,381</b>	<b>112,237</b>	<b>110,963</b>	<b>167,144</b>	<b>149%</b>	<b>1,274</b>	<b>1%</b>
<b>Segment Distributable Earnings</b>	<b>\$ 507,943</b>	<b>\$ 315,713</b>	<b>\$ 354,553</b>	<b>\$ 192,230</b>	<b>61%</b>	<b>\$ (38,840)</b>	<b>-11%</b>

n/m Not meaningful.

### Year Ended December 31, 2024 Compared to Year Ended December 31, 2023

Segment Distributable Earnings were \$507.9 million for the year ended December 31, 2024, an increase of \$192.2 million, compared to \$315.7 million for the year ended December 31, 2023. The increase in Segment Distributable Earnings was attributable to increases of \$25.1 million in Fee Related Earnings and \$167.1 million in Net Realizations.

Nearly all strategies across our Multi-Asset Investing segment exhibited positive performance in 2024, with significantly less volatility than the broader markets. In particular, the Absolute Return Composite had its nineteenth consecutive quarter of positive performance and best year since 2009, benefiting from performance across strategies, including quantitative, macro and equities. Segment Distributable Earnings in the Multi-Asset Investing segment would likely be negatively impacted, however, by a significant or sustained weak market environment or decline in asset prices, including as a result of concerns over macroeconomic factors. In addition, certain of our strategies are designed to benefit from a high interest rate environment. Declining interest rates may make it more difficult for these Multi-Asset Investing strategies to replicate their positive performance. Conversely, if interest rates remain at sustained high levels for an extended period, certain investors may seek to reallocate capital away from traditional Multi-Asset Investing strategies in favor of fixed income investments. Outperformance by our Multi-Asset Investing segment strategies in a weak market environment has in some cases resulted in such strategies representing an increasing portion of the value of certain investors' portfolios, which may limit such investors' ability to allocate additional capital to certain funds in the segment, or result in such investors seeking to withdraw capital from such funds.

### Fee Related Earnings

Fee Related Earnings were \$228.6 million for the year ended December 31, 2024, an increase of \$25.1 million, compared to \$203.5 million for the year ended December 31, 2023. The increase in Fee Related Earnings was primarily attributable to a decrease of \$20.0 million in Fee Related Compensation.

Fee Related Compensation was \$144.5 million for the year ended December 31, 2024, a decrease of \$20.0 million, compared to \$164.5 million for the year ended December 31, 2023. The decrease was primarily due to lower compensation accruals.

#### *Net Realizations*

Net Realizations were \$279.4 million for the year ended December 31, 2024, an increase of \$167.1 million, compared to \$112.2 million for the year ended December 31, 2023. The increase in Net Realizations was primarily attributable to an increase of \$225.3 million in Realized Performance Revenues, partially offset by an increase of \$38.6 million in Realized Performance Compensation.

Realized Performance Revenues were \$380.5 million for the year ended December 31, 2024, an increase of \$225.3 million, compared to \$155.3 million for the year ended December 31, 2023. The increase was primarily due to higher Realized Performance Revenues in Absolute Return.

Realized Performance Compensation was \$86.9 million for the year ended December 31, 2024, an increase of \$38.6 million, compared to \$48.4 million for the year ended December 31, 2023. The increase was primarily due to the increase in Realized Performance Revenues.

#### *Composite Returns*

Composite returns information is included throughout this discussion and analysis to facilitate an understanding of our results of operations for the periods presented. The composite returns information reflected in this discussion and analysis is not indicative of the financial performance of Blackstone and is also not necessarily indicative of the future results of any particular fund or composite. An investment in Blackstone is not an investment in any of our funds or composites. There can be no assurance that any of our funds or composites or our other existing and future funds or composites will achieve similar returns.

The following table presents the return information of the Absolute Return Composite:

Composite	Average Annual Returns (a)							
	Periods Ended December 31, 2024							
	One Year		Three Year		Five Year		Historical	
	Gross	Net	Gross	Net	Gross	Net	Gross	Net
Absolute Return Composite (b)	13%	12%	9%	8%	8%	7%	7%	6%

**The returns presented herein represent those of the applicable Blackstone Funds and not those of Blackstone.**

- (a) Composite returns present a summarized asset-weighted return measure to evaluate the overall performance of the applicable class of Blackstone Funds.
- (b) Absolute Return Composite covers the period from January 2000 to present, although BXMA's inception date is September 1990. The Absolute Return Composite includes only BXMA-managed commingled and customized multi-manager funds and accounts and does not include BXMA's liquid solutions, seeding, Multi-Strategy, Harvest and advisory (non-discretionary) platforms, except for investments by Absolute Return funds directly into those platforms. BXMA-managed funds in liquidation and, in the case of net returns, non-fee-paying assets are also excluded. The funds/accounts that comprise the Absolute Return Composite are not managed within a single fund or account and are managed with different mandates. There is no guarantee that BXMA would have made the same mix of investments in a stand-alone fund/account. The Absolute Return Composite is not an investible product and, as such, the performance of the Absolute Return Composite does not represent the performance of an actual fund or account. The historical return is from January 1, 2000.



## Operating Metrics

The following table presents information regarding our Invested Performance Eligible Assets Under Management:

	Invested Performance Eligible Assets Under Management			Estimated % Above High Water Mark/Benchmark (a)		
	December 31,			December 31,		
	2024	2023	2022	2024	2023	2022
	(Dollars in Thousands)					
Multi-Asset Investing Managed Funds (b)	\$ 51,630,740	\$ 45,631,127	\$ 43,052,178	98%	95%	82%

- (a) Estimated % Above High Water Mark/Benchmark represents the percentage of Invested Performance Eligible Assets Under Management that as of the dates presented would earn performance fees when the applicable Multi-Asset Investing managed fund has positive investment performance relative to a benchmark, where applicable. Incremental positive performance in the applicable Blackstone Funds may cause additional assets to reach their respective High Water Mark or clear a benchmark return, thereby resulting in an increase in Estimated % Above High Water Mark/Benchmark.
- (b) For the Multi-Asset Investing managed funds, at December 31, 2024, the incremental appreciation needed for the 2% of Invested Performance Eligible Assets Under Management below their respective High Water Marks/Benchmarks to reach their respective High Water Marks/Benchmarks was \$116.0 million, a decrease of \$(462.3) million, compared to \$578.3 million at December 31, 2023. Of the Invested Performance Eligible Assets Under Management below their respective High Water Marks/Benchmarks as of December 31, 2024, 5% were within 5% of reaching their respective High Water Mark.

## Non-GAAP Financial Measures

These non-GAAP financial measures are presented without the consolidation of any Blackstone Funds that are consolidated into the consolidated financial statements. Consequently, all non-GAAP financial measures exclude the assets, liabilities and operating results related to the Blackstone Funds. See “— Key Financial Measures and Indicators” for our definitions of Distributable Earnings, Segment Distributable Earnings, Fee Related Earnings and Adjusted EBITDA.

The following table is a reconciliation of Net Income Attributable to Blackstone Inc. to Distributable Earnings, Total Segment Distributable Earnings, Fee Related Earnings and Adjusted EBITDA:

	Year Ended December 31,		
	2024	2023	2022
	(Dollars in Thousands)		
<b>Net Income Attributable to Blackstone Inc.</b>	\$ 2,776,508	\$ 1,390,880	\$ 1,747,631
Net Income Attributable to Non-Controlling Interests in Blackstone Holdings	2,248,764	1,074,736	1,276,402
Net Income Attributable to Non-Controlling Interests in Consolidated Entities	473,826	224,155	107,766
Net Loss Attributable to Redeemable Non-Controlling Interests in Consolidated Entities	(61,289)	(245,518)	(142,890)
<b>Net Income</b>	<b>5,437,809</b>	<b>2,444,253</b>	<b>2,988,909</b>
Provision for Taxes	1,021,671	513,461	472,880
<b>Net Income Before Provision for Taxes</b>	<b>6,459,480</b>	<b>2,957,714</b>	<b>3,461,789</b>
Transaction-Related and Non-Recurring Items (a)	56,372	25,981	57,133
Amortization of Intangibles (b)	29,332	33,457	60,481
Impact of Consolidation (c)	(412,537)	21,363	35,124
Unrealized Performance Revenues (d)	(371,407)	1,691,788	3,436,978
Unrealized Performance Allocations Compensation (e)	140,021	(654,403)	(1,470,588)
Unrealized Principal Investment (Income) Loss (f)	(271,868)	593,301	1,235,529
Other Revenues (g)	(123,166)	93,083	(183,754)
Equity-Based Compensation (h)	1,159,122	959,474	782,090
Administrative Fee Adjustment (i)	11,590	9,707	9,866
Taxes and Related Payables (j)	(710,197)	(670,510)	(791,868)
<b>Distributable Earnings</b>	<b>5,966,742</b>	<b>5,060,955</b>	<b>6,632,780</b>
Taxes and Related Payables (j)	710,197	670,510	791,868
Net Interest and Dividend (Income) Loss (k)	33,437	(106,120)	31,494
<b>Total Segment Distributable Earnings</b>	<b>6,710,376</b>	<b>5,625,345</b>	<b>7,456,142</b>
Realized Performance Revenues (l)	(2,287,031)	(2,061,102)	(4,461,338)
Realized Performance Compensation (m)	951,246	896,017	1,814,097
Realized Principal Investment Income (n)	(92,526)	(110,932)	(396,256)
<b>Fee Related Earnings</b>	<b>\$ 5,282,065</b>	<b>\$ 4,349,328</b>	<b>\$ 4,412,645</b>
<b>Adjusted EBITDA Reconciliation</b>			
<b>Distributable Earnings</b>	<b>\$ 5,966,742</b>	<b>\$ 5,060,955</b>	<b>\$ 6,632,780</b>
Interest Expense (o)	444,417	429,521	316,569
Taxes and Related Payables (j)	710,197	670,510	791,868
Depreciation and Amortization (p)	98,756	94,124	69,219
<b>Adjusted EBITDA</b>	<b>\$ 7,220,112</b>	<b>\$ 6,255,110</b>	<b>\$ 7,810,436</b>

- (a) This adjustment removes Transaction-Related and Non-Recurring Items, which are excluded from Blackstone's segment presentation. Transaction-Related and Non-Recurring Items arise from corporate actions including acquisitions, divestitures, Blackstone's initial public offering and non-recurring gains, losses, or other charges, if any. They consist primarily of equity-based compensation charges, gains and losses on contingent consideration arrangements, changes in the balance of the Tax Receivable Agreement resulting from a change in tax law or similar event, transaction costs, gains or losses associated with these corporate actions and non-recurring gains, losses or other charges that affect period-to-period comparability and are not reflective of Blackstone's operational performance. For the year ended December 31, 2024, this adjustment includes removal of an accrual for a liability for a legal matter.

- (b) This adjustment removes the amortization of transaction-related intangibles, which are excluded from Blackstone's segment presentation.
- (c) This adjustment reverses the effect of consolidating Blackstone Funds, which are excluded from Blackstone's segment presentation. This adjustment includes the elimination of Blackstone's interest in these funds and the removal of amounts associated with the ownership of Blackstone consolidated operating partnerships held by non-controlling interests.
- (d) This adjustment removes Unrealized Performance Revenues on a segment basis. The Segment Adjustment represents the add back of performance revenues earned from consolidated Blackstone Funds which have been eliminated in consolidation.

	Year Ended December 31,		
	2024	2023	2022
	(Dollars in Thousands)		
GAAP Unrealized Performance Allocations	\$371,407	\$(1,691,668)	\$(3,435,056)
Segment Adjustment	—	(120)	(1,922)
Unrealized Performance Revenues	<u>\$371,407</u>	<u>\$(1,691,788)</u>	<u>\$(3,436,978)</u>

- (e) This adjustment removes Unrealized Performance Allocations Compensation.
- (f) This adjustment removes Unrealized Principal Investment Income on a segment basis. The Segment Adjustment represents (1) the add back of Principal Investment Income, including general partner income, earned from consolidated Blackstone Funds which have been eliminated in consolidation, and (2) the removal of amounts associated with the ownership of Blackstone consolidated operating partnerships held by non-controlling interests.

	Year Ended December 31,		
	2024	2023	2022
	(Dollars in Thousands)		
GAAP Unrealized Principal Investment Income (Loss)	\$ 380,591	\$(603,154)	\$(1,563,849)
Segment Adjustment	(108,723)	9,853	328,320
Unrealized Principal Investment Income (Loss)	<u>\$ 271,868</u>	<u>\$(593,301)</u>	<u>\$(1,235,529)</u>

- (g) This adjustment removes Other Revenues on a segment basis. The Segment Adjustment represents the removal of certain Transaction-Related and Non-Recurring Items.

	Year Ended December 31,		
	2024	2023	2022
	(Dollars in Thousands)		
GAAP Other Revenue	\$123,693	\$(92,929)	\$184,557
Segment Adjustment	(527)	(154)	(803)
Other Revenues	<u>\$123,166</u>	<u>\$(93,083)</u>	<u>\$183,754</u>

- (h) This adjustment removes Equity-Based Compensation on a segment basis.
- (i) This adjustment adds an amount equal to an administrative fee collected on a quarterly basis from certain holders of Blackstone Holdings Partnership Units. The administrative fee is accounted for as a capital contribution under GAAP, but is reflected as a reduction of Other Operating Expenses in Blackstone's segment presentation.

- (j) Taxes represent the total GAAP tax provision adjusted to include only the current tax provision (benefit) calculated on Income (Loss) Before Provision (Benefit) for Taxes and adjusted to exclude the tax impact of any divestitures. Related Payables represent tax-related payables including the amount payable under the Tax Receivable Agreement. See “— Key Financial Measures and Indicators — Distributable Earnings” for the full definition of Taxes and Related Payables.

	Year Ended December 31,		
	2024	2023	2022
	(Dollars in Thousands)		
Taxes	\$604,508	\$580,925	\$693,443
Related Payables	105,689	89,585	98,425
Taxes and Related Payables	<u>\$710,197</u>	<u>\$670,510</u>	<u>\$791,868</u>

- (k) This adjustment removes Interest and Dividend Revenue less Interest Expense on a segment basis. The Segment Adjustment represents (1) the add back of Interest and Dividend Revenue earned from consolidated Blackstone Funds which have been eliminated in consolidation, and (2) the removal of interest expense associated with the Tax Receivable Agreement.

	Year Ended December 31,		
	2024	2023	2022
	(Dollars in Thousands)		
GAAP Interest and Dividend Revenue	\$411,159	\$516,497	\$271,612
Segment Adjustment	(179)	19,144	13,463
Interest and Dividend Revenue	410,980	535,641	285,075
GAAP Interest Expense	443,688	431,868	317,225
Segment Adjustment	729	(2,347)	(656)
Interest Expense	444,417	429,521	316,569
Net Interest and Dividend Income (Loss)	<u>\$ (33,437)</u>	<u>\$106,120</u>	<u>\$ (31,494)</u>

- (l) This adjustment removes the total segment amount of Realized Performance Revenues.  
(m) This adjustment removes the total segment amount of Realized Performance Compensation.  
(n) This adjustment removes the total segment amount of Realized Principal Investment Income.  
(o) This adjustment adds back Interest Expense on a segment basis, excluding interest expense related to the Tax Receivable Agreement.  
(p) This adjustment adds back Depreciation and Amortization on a segment basis.

The following tables are a reconciliation of Total GAAP Investments to Net Accrued Performance Revenues. Total GAAP Investments and Net Accrued Performance Revenues consist of the following:

	December 31,	
	2024	2023
	(Dollars in Thousands)	
Investments of Consolidated Blackstone Funds	\$ 3,890,732	\$ 4,319,483
Equity Method Investments		
Partnership Investments	6,546,728	5,924,275
Accrued Performance Allocations	12,397,366	10,775,355
Corporate Treasury Investments	1,147,328	803,870
Other Investments	5,818,412	4,323,639
Total GAAP Investments	<u>\$29,800,566</u>	<u>\$26,146,622</u>
Accrued Performance Allocations - GAAP	\$12,397,366	\$10,775,355
Due from Affiliates - GAAP (a)	489,086	313,838
Less: Net Realized Performance Revenues (b)	(1,050,026)	(552,249)
Less: Accrued Performance Compensation - GAAP (c)	<u>(5,555,870)</u>	<u>(4,702,363)</u>
Net Accrued Performance Revenues	<u>\$ 6,280,556</u>	<u>\$ 5,834,581</u>

(a) Represents GAAP accrued performance revenue recorded within Due from Affiliates.

(b) Represents Performance Revenues realized but not yet distributed as of the reporting date and are included in Distributable Earnings in the period they are realized.

(c) Represents GAAP accrued performance compensation associated with Accrued Performance Allocations and is recorded within Accrued Compensation and Benefits and Due to Affiliates.

## Liquidity and Capital Resources

### General

Blackstone's business model derives revenue primarily from third-party Assets Under Management. Blackstone is not a capital or balance sheet intensive business and targets operating expense levels such that total management and advisory fees exceed total operating expenses each period. As a result, we require limited capital resources to support the working capital or operating needs of our businesses. We draw primarily on the long-term committed or invested capital of investors in our investment vehicles to fund the investment requirements of the Blackstone Funds and use our own realizations and cash flows to invest in growth initiatives, make commitments to our own funds, where our minimum general partner commitments are generally less than 5% of the limited partner commitments of a fund, and pay dividends to stockholders and distributions to holders of Holdings Units.

Fluctuations in our statement of financial condition result primarily from activities of the Blackstone Funds that are consolidated as well as business transactions, such as the issuance of senior notes. The majority economic ownership interests of such consolidated Blackstone Funds are reflected as Redeemable Non-Controlling Interests in Consolidated Entities, and Non-Controlling Interests in Consolidated Entities in the consolidated financial statements. The consolidation of these Blackstone Funds has no net effect on Blackstone's Net Income or Equity. Additionally, fluctuations in our statement of financial condition also include appreciation or depreciation in Blackstone investments in the non-consolidated Blackstone Funds, additional investments and redemptions of such interests in the non-consolidated Blackstone Funds and the collection of receivables related to management and advisory fees.

Total Assets were \$43.5 billion as of December 31, 2024, an increase of \$3.2 billion from December 31, 2023. The increase in Total Assets was principally due to an increase of \$3.8 billion in total assets attributable to consolidated operating partnerships, partially offset by a decrease of \$485.7 million in total assets attributable to consolidated Blackstone funds.

- The increase in total assets attributable to consolidated operating partnerships was primarily due to increases of \$4.2 billion in Investments and \$938.6 million in Due from Affiliates, partially offset by a decrease of \$983.7 million in Cash and Cash Equivalents.
  - The increase in Investments was primarily due to appreciation in our Private Equity segment.
  - The increase in Due from Affiliates was primarily due to an increase in amounts due from certain non-controlling interest holders and Blackstone employees.
  - The decrease in Cash and Cash Equivalents was primarily due to ongoing operating activities.
- The decrease in total assets attributable to consolidated Blackstone funds was primarily due to decreases of \$428.8 million in Investments and \$112.1 million in Cash Held by Blackstone Funds and Other, which were primarily due to the deconsolidation of two CLOs during the year ended December 31, 2024.

Total Liabilities were \$24.0 billion as of December 31, 2024, an increase of \$1.8 billion from December 31, 2023. The increase in Total Liabilities was principally due to an increase of \$2.6 billion in total liabilities attributable to consolidated operating partnerships, partially offset by a decrease of \$866.0 million in total liabilities attributable to consolidated Blackstone funds.

- The increase in total liabilities attributable to consolidated operating partnerships was primarily due to increases of \$839.9 million in Accrued Compensation and Benefits, \$837.5 million in Accounts Payable, Accrued Expenses and Other Liabilities and \$616.5 million in Loans Payable.
  - The increase in Accrued Compensation and Benefits was primarily due to an increase in compensation-related accruals.
  - The increase in Accounts Payable, Accrued Expenses and Other Liabilities was primarily due to an increase in derivative liabilities.
  - The increase in Loans Payable was primarily due to the issuance of senior notes during the quarter ended December 31, 2024.
- The decrease in total liabilities attributable to consolidated Blackstone funds was primarily due to decreases of \$599.6 million in Loans Payable and \$322.4 million in Accounts Payable, Accrued Expenses and Other Liabilities, which were primarily due to the deconsolidation of two CLOs during the year ended December 31, 2024.

### ***Sources and Uses of Liquidity***

On December 6, 2024, Blackstone, through its indirect subsidiary Blackstone Reg Finance Co. L.L.C., issued \$750 million aggregate principal amount of 5.000% senior notes due December 6, 2034 pursuant to a Registration Statement on Form S-3. For additional information see Note 12. "Borrowings" in the "Notes to Consolidated Financial Statements" in "— Item 8. Financial Statements and Supplementary Data" of this filing and "— Notable Transactions".

We have multiple sources of liquidity to meet our capital needs, including annual cash flows, accumulated earnings in our businesses, the proceeds from our issuances of senior notes and other borrowings, liquid investments we hold on our balance sheet and access to our \$4.325 billion committed revolving credit facility (the "Revolving Credit Facility"). As of December 31, 2024, Blackstone had \$2.0 billion in Cash and Cash Equivalents, \$1.1 billion invested in Corporate Treasury Investments and \$5.8 billion in Other Investments (which included \$5.3 billion of liquid investments), against \$11.3 billion in borrowings from our bond issuances, and no borrowings outstanding under the Revolving Credit Facility. In February 2025, we drew \$900.0 million under the Revolving Credit Facility.

In addition to the cash we receive from our notes offerings and availability under the Revolving Credit Facility and other borrowings, we expect to receive (a) cash generated from operating activities, (b) Performance Revenue realizations, and (c) realizations on the fund investments that we make. The amounts received from these three sources in particular may vary substantially from year to year and quarter to quarter depending on the frequency and size of realization events or net returns experienced by our investment funds. Our available capital could be adversely affected if there are prolonged periods of few substantial realizations from our investment funds accompanied by substantial capital calls for new investments from those investment funds. Therefore, Blackstone's commitments to our funds are taken into consideration when managing our overall liquidity and cash position.

We expect that our primary liquidity needs will be cash to (a) provide capital to facilitate the growth of our existing businesses, which includes, without limitation, funding our general partner and co-investment commitments to our funds and warehousing investments for our funds, (b) provide capital for business expansion, (c) pay operating expenses, including cash compensation to our employees, and other obligations as they arise, including servicing debts, (d) pay income taxes and (e) pay dividends to our stockholders, make distributions to the holders of Blackstone Holdings Partnership Units and make repurchases under our share repurchase program. For a tabular presentation of Blackstone's contractual obligations and the expected timing of such see "— Contractual Obligations."

## Capital Commitments

Our own capital commitments to our funds, the funds we invest in and our investment strategies as of December 31, 2024 consisted of the following:

Fund	Blackstone and General Partner (a)		Senior Managing Directors and Certain Other Professionals (b)	
	Original Commitment	Remaining Commitment	Original Commitment	Remaining Commitment
	(Dollars in Thousands)			
<b>Real Estate</b>				
BREP VII	\$ 300,000	\$ 22,665	\$ 100,000	\$ 7,555
BREP VIII	300,000	31,334	100,000	10,445
BREP IX	300,000	46,352	100,000	15,451
BREP X	300,000	202,928	100,000	67,643
BREP Europe III	100,000	11,257	35,000	3,752
BREP Europe IV	130,000	19,109	43,333	6,370
BREP Europe V	150,000	16,097	43,333	4,650
BREP Europe VI	130,000	40,173	43,333	13,391
BREP Europe VII	130,000	97,712	43,333	32,571
BREP Asia I	50,392	10,342	16,797	3,447
BREP Asia II	70,707	12,525	23,569	4,175
BREP Asia III	81,078	52,598	27,026	17,533
BREDS III	50,000	11,721	16,667	3,907
BREDS IV	50,000	15,751	49,113	15,471
BREDS V	50,000	42,448	48,070	40,809
BPP	232,243	23,559	—	—
Other (c)	41,986	17,529	—	—
Total Real Estate	<u>2,466,406</u>	<u>674,100</u>	<u>789,574</u>	<u>247,170</u>

continued...



Fund	Blackstone and General Partner (a)		Senior Managing Directors and Certain Other Professionals (b)	
	Original Commitment	Remaining Commitment	Original Commitment	Remaining Commitment
	(Dollars in Thousands)			
<b>Private Equity</b>				
BCP V	629,356	30,642	—	—
BCP VI	719,718	81,400	250,000	28,275
BCP VII	500,000	30,128	225,000	13,557
BCP VIII	500,000	154,646	225,000	69,590
BCP IX	500,000	500,000	225,000	225,000
BEP I	50,000	4,728	—	—
BEP II	80,000	12,018	26,667	4,006
BEP III	80,000	32,198	26,667	10,733
BETP IV	80,000	80,000	26,667	26,667
BCEP I	117,747	27,016	18,992	4,358
BCEP II	160,000	98,311	32,640	20,055
BCP Asia I	40,000	5,869	13,333	1,956
BCP Asia II	100,000	70,478	33,333	23,493
Tactical Opportunities	492,772	196,071	164,257	65,357
Secondaries	1,501,922	702,125	1,166,636	563,675
BIP	428,876	74,227	—	—
BXLS	173,414	100,269	37,350	21,298
BXG	166,154	106,351	54,607	34,829
Other (c)	290,209	29,163	—	—
Total Private Equity	<u>6,610,168</u>	<u>2,335,640</u>	<u>2,526,149</u>	<u>1,112,849</u>
<b>Credit &amp; Insurance</b>				
Mezzanine / Opportunistic II	120,000	29,059	110,101	26,662
Mezzanine / Opportunistic III	130,783	34,664	98,118	26,006
Mezzanine / Opportunistic IV	122,000	57,092	115,979	54,275
Mezzanine / Opportunistic V	63,252	63,252	21,084	21,084
Stressed / Distressed II	125,000	51,695	119,878	49,576
Stressed / Distressed III	151,000	93,648	146,432	90,815
Energy I	80,000	36,700	75,445	34,611
Energy II	150,000	103,458	149,036	102,793
Green Energy III	127,000	98,481	119,036	92,305
Energy SMAs	53,937	25,956	2,528	1,130
European Senior Debt I	63,000	5,084	56,882	4,590
European Senior Debt II	92,288	32,492	89,599	31,589
European Senior Debt III	23,870	13,715	7,957	4,572
Credit Alpha Fund	52,102	19,752	50,670	19,209
Credit Alpha Fund II	25,500	12,550	24,385	12,001
Direct Lending SMAs	87,253	52,556	16,328	8,887
Other (c)	77,923	26,264	34,985	4,308
Total Credit & Insurance	<u>1,544,908</u>	<u>756,415</u>	<u>1,238,443</u>	<u>584,413</u>

continued...

Fund	Blackstone and General Partner (a)		Senior Managing Directors and Certain Other Professionals (b)	
	Original Commitment	Remaining Commitment	Original Commitment	Remaining Commitment
(Dollars in Thousands)				
<b>Multi-Asset Investing</b>				
Strategic Alliance II	50,000	1,482	—	—
Strategic Alliance III	22,000	23,617	—	—
Strategic Alliance IV	15,000	10,712	—	—
Dislocation	20,000	12,322	—	—
Other (c)	4,775	2,240	—	—
Total Multi-Asset Investing	111,775	50,373	—	—
<b>Other</b>				
Treasury (d)	2,758,552	2,563,381	—	—
	<u>\$13,491,809</u>	<u>\$6,379,912</u>	<u>\$4,554,166</u>	<u>\$1,944,432</u>

- (a) We expect our commitments to be drawn down over time and to be funded by available cash and cash generated from operations and realizations. Taking into account prevailing market conditions and both the liquidity and cash or liquid investment balances, we believe that the sources of liquidity described above will be more than sufficient to fund our working capital requirements. Additionally, for some of the general partner commitments shown in the table above, we require our senior managing directors and certain other professionals to fund a portion of the commitment even though the ultimate obligation to fund the aggregate commitment is ours pursuant to the governing agreements of the respective funds. The amounts of the aggregate applicable general partner original and remaining commitment are shown in the table above. Remaining commitment may exceed original commitment due to recallable capital.
- (b) Includes the full portion of our commitments (1) required to be funded by senior managing directors and certain other professionals and (2) that are elected by such individuals to be funded for the life of a fund, where such fund permits such election. Excludes amounts that are elected by such individuals to be funded on an annual basis and certain de minimis commitments funded by such individuals in certain carry funds.
- (c) Represents capital commitments to a number of other funds in each respective segment.
- (d) Represents loan origination commitments, revolver commitments and capital market commitments.

For a tabular presentation of the timing of Blackstone's remaining capital commitments to our funds, the funds we invest in and our investment strategies see "— Contractual Obligations".

### *Borrowings*

As of December 31, 2024, Blackstone Holdings Finance Co. L.L.C. and Blackstone Reg Finance Co. L.L.C. (each an "Issuer" and together the "Issuers"), both indirect subsidiaries of Blackstone, had issued and outstanding the following senior notes (collectively the "Notes"):

Senior Notes (a)	Aggregate Principal Amount (Dollars/Euros in Thousands)
2.000%, Due 5/19/2025	€ 300,000
1.000%, Due 10/5/2026	€ 600,000
3.150%, Due 10/2/2027	\$ 300,000
5.900%, Due 11/3/2027	\$ 600,000
1.625%, Due 8/5/2028	\$ 650,000
1.500%, Due 4/10/2029	€ 600,000
2.500%, Due 1/10/2030	\$ 500,000
1.600%, Due 3/30/2031	\$ 500,000
2.000%, Due 1/30/2032	\$ 800,000
2.550%, Due 3/30/2032	\$ 500,000
6.200%, Due 4/22/2033	\$ 900,000
3.500%, Due 6/1/2034	€ 500,000
5.000%, Due 12/6/2034 (b)	\$ 750,000
6.250%, Due 8/15/2042	\$ 250,000
5.000%, Due 6/15/2044	\$ 500,000
4.450%, Due 7/15/2045	\$ 350,000
4.000%, Due 10/2/2047	\$ 300,000
3.500%, Due 9/10/2049	\$ 400,000
2.800%, Due 9/30/2050	\$ 400,000
2.850%, Due 8/5/2051	\$ 550,000
3.200%, Due 1/30/2052	\$ 1,000,000
	<u>\$11,320,800</u>

- (a) The Notes are unsecured and unsubordinated obligations of the Issuers, as applicable, and are fully and unconditionally guaranteed, jointly and severally, by Blackstone Inc. and each of the Blackstone Holdings Partnerships (the “Guarantors”). The Notes contain customary covenants and financial restrictions that, among other things, limit the Issuers and the guarantors’ ability, subject to certain exceptions, to incur indebtedness secured by liens on voting stock or profit participating equity interests of their subsidiaries or merge, consolidate or sell, transfer or lease assets. The Notes also contain customary events of default. All or a portion of the Notes may be redeemed at our option, in whole or in part, at any time and from time to time, prior to their stated maturity, at the make-whole redemption price set forth in the Notes. If a change of control repurchase event occurs, the Notes are subject to repurchase at the repurchase price as set forth in the Notes.
- (b) The Registered 2034 Notes’ Guarantors and Issuer, Blackstone Reg Finance Co. L.L.C. (collectively, the “Obligor Group”) do not have material assets, liabilities and results of operations, with the exception of certain amounts already disclosed in our consolidated financial statements (specifically, goodwill, the majority of our deferred tax assets, the Tax Receivable Agreement liability and the Registered 2034 Notes). Therefore, we have excluded the summarized financial information for the Obligor Group due to management’s belief that such summarized financial information would be repetitive and would not provide material information to investors. For additional information see “— Notable Transactions” and Note 12. “Borrowings” in the “Notes to Consolidated Financial Statements” in “— Item 8. Financial Statements and Supplementary Data” of this filing.

Blackstone, through Blackstone Holdings Finance Co. L.L.C., has a \$4.325 billion unsecured revolving credit facility (the “Revolving Credit Facility”) with Citibank, N.A., as administrative agent with a maturity date of December 15, 2028. Borrowings may also be made in U.K. sterling, euros, Swiss francs, Japanese yen or Canadian dollars, in each case subject to certain sub-limits. The Revolving Credit Facility contains customary representations, covenants and events of default. Financial covenants consist of a maximum net leverage ratio and a requirement to keep a minimum amount of fee-earning assets under management, each tested quarterly.

For a tabular presentation of the payment timing of principal and interest due on Blackstone’s issued notes and the Revolving Credit Facility see “— Contractual Obligations”.

#### *Contractual Obligations*

The following table sets forth information relating to our contractual obligations as of December 31, 2024 on a consolidated basis and on a basis deconsolidating the Blackstone Funds:

Contractual Obligations	2025	2026-2027	2028-2029	Thereafter	Total
	(Dollars in Thousands)				
Operating Lease Obligations (a)	\$ 180,493	\$ 367,948	\$ 380,512	\$ 919,296	\$ 1,848,249
Purchase Obligations	126,174	148,459	19,991	976	295,600
Blackstone Operating Borrowings (b)	318,843	1,538,876	1,285,330	8,217,700	11,360,749
Interest on Blackstone Operating Borrowings (c)	422,762	825,184	714,130	3,368,535	5,330,611
Borrowings of Consolidated Blackstone Funds	—	—	—	99,419	99,419
Interest on Borrowings of Consolidated Blackstone Funds	—	15,662	15,662	14,032	45,356
Blackstone Funds Capital Commitments to Investee Funds (d)	127,215	—	—	—	127,215
Due to Certain Non-Controlling Interest Holders in Connection with Tax Receivable Agreements (e)	43,954	205,716	252,970	1,342,197	1,844,837
Unrecognized Tax Benefits, Including Interest and Penalties (f)	—	—	—	—	—
Blackstone Operating Entities Capital Commitments to Blackstone Funds and Other (g)	6,379,912	—	—	—	6,379,912
<b>Consolidated Contractual Obligations</b>	<b>7,599,353</b>	<b>3,101,845</b>	<b>2,668,595</b>	<b>13,962,155</b>	<b>27,331,948</b>
Borrowings of Consolidated Blackstone Funds	—	—	—	(99,419)	(99,419)
Interest on Borrowings of Consolidated Blackstone Funds	—	(15,662)	(15,662)	(14,032)	(45,356)
Blackstone Funds Capital Commitments to Investee Funds (d)	(127,215)	—	—	—	(127,215)
<b>Blackstone Operating Entities Contractual Obligations</b>	<b>\$7,472,138</b>	<b>\$3,086,183</b>	<b>\$2,652,933</b>	<b>\$13,848,704</b>	<b>\$27,059,958</b>

(a) We lease our primary office space and certain office equipment under agreements that expire through 2043. Occupancy lease agreements, in addition to contractual rent payments, generally include additional payments for certain costs incurred by the landlord, such as building expenses and utilities. To the extent these are fixed or determinable they are included in the table above. The table above includes operating leases that are recognized as Operating Lease Liabilities, short-term leases that are not recorded as Operating Lease Liabilities and leases that have been signed but not yet commenced which are not recorded as Operating Lease Liabilities. The amounts in this table are presented net of contractual sublease commitments.

- (b) Represents the principal amounts due on our senior notes and secured borrowings. For our senior notes, we assume no pre-payments and the borrowings are held until their final maturity. For our secured borrowings we project prepayments based on the performance of the underlying assets and principal may be paid down in full prior to their stated maturity. As of December 31, 2024, we had no borrowings outstanding under the Revolving Credit Facility. In February 2025, we drew \$900.0 million under the Revolving Credit Facility.
- (c) Represents interest to be paid over the maturity of our senior notes and secured borrowings. For our senior notes, we assume no pre-payments and the borrowings are held until their final maturity. For our secured borrowings, we project pre-payments based on the performance of the underlying assets with interest payments based on the estimated principal outstanding, inclusive of projected pre-payments. These amounts include commitment fees for unutilized borrowings under the Revolving Credit Facility.
- (d) These obligations represent commitments of the consolidated Blackstone Funds to make capital contributions to investee funds and portfolio companies. These amounts are generally due on demand and are therefore presented in the less than one year category.
- (e) Represents obligations by Blackstone's corporate subsidiary to make payments under the Tax Receivable Agreements to certain non-controlling interest holders for the tax savings realized from the taxable purchases of their interests in connection with the reorganization at the time of Blackstone's IPO in 2007 and subsequent purchases. The obligation represents the amount of the payments currently expected to be made, which are dependent on the tax savings actually realized as determined annually without discounting for the timing of the payments. As required by GAAP, the amount of the obligation included in the consolidated financial statements and shown in Note 17. "Related Party Transactions" (see " — Item 8. Financial Statements and Supplementary Data") differs to reflect the net present value of the payments due to certain non-controlling interest holders.
- (f) Blackstone is not able to make a reasonably reliable estimate of the timing of payments in individual years in connection with gross unrecognized benefits of \$250.9 million and interest of \$87.3 million as of December 31, 2024; therefore, such amounts are not included in the above contractual obligations table.
- (g) These obligations represent commitments by us to provide general partner capital funding to the Blackstone Funds, limited partner capital funding to other funds and Blackstone principal investment commitments. These amounts are generally due on demand and are therefore presented in the less than one year category; however, a substantial amount of the capital commitments are expected to be called over the next three years. We expect to continue to make these general partner capital commitments as we raise additional amounts for our investment funds over time.

#### *Guarantees*

Blackstone and certain of its consolidated funds provide financial guarantees. The amounts and nature of these guarantees are described in Note 18. "Commitments and Contingencies — Contingencies — Guarantees" in the "Notes to Consolidated Financial Statements" in " — Item 8. Financial Statements and Supplementary Data" of this filing.

#### *Indemnifications*

In many of its service contracts, Blackstone agrees to indemnify the third-party service provider under certain circumstances. The terms of the indemnities vary from contract to contract and the amount of indemnification liability, if any, cannot be determined and has not been included in the above contractual obligations table or recorded in our consolidated financial statements as of December 31, 2024.

## *Clawback Obligations*

Performance Allocations are subject to clawback to the extent that the Performance Allocations received to date with respect to a fund exceed the amount due to Blackstone based on cumulative results of that fund. The amounts and nature of Blackstone's clawback obligations are described in Note 18. "Commitments and Contingencies — Contingencies — Contingent Obligations (Clawback)" in the "Notes to Consolidated Financial Statements" in " — Item 8. Financial Statements and Supplementary Data" of this filing.

## ***Share Repurchase Program***

On July 16, 2024, Blackstone's board of directors authorized the repurchase of up to \$2.0 billion of common stock and Blackstone Holdings Partnership Units. This authorization replaced Blackstone's prior \$2.0 billion repurchase authorization. Under the repurchase program, repurchases may be made from time to time in open market transactions, in privately negotiated transactions or otherwise. The timing and the actual number repurchased will depend on a variety of factors, including legal requirements, price and economic and market conditions. The repurchase program may be changed, suspended or discontinued at any time and does not have a specified expiration date.

During the year ended December 31, 2024, Blackstone repurchased 4.0 million shares of common stock at a total cost of \$520.4 million. As of December 31, 2024, the amount remaining available for repurchases under the program was \$1.8 billion.

## ***Dividends***

Our intention is to pay to holders of common stock a quarterly dividend representing approximately 85% of Blackstone Inc.'s share of Distributable Earnings, subject to adjustment by amounts determined by our board of directors to be necessary or appropriate to provide for the conduct of our business, to make appropriate investments in our business and funds, to comply with applicable law, any of our debt instruments or other agreements, or to provide for future cash requirements such as tax-related payments, clawback obligations and dividends to stockholders for any ensuing quarter. The dividend amount could also be adjusted upward in any one quarter.

For Blackstone's definition of Distributable Earnings, see "—Key Financial Measures and Indicators."

All of the foregoing is subject to the qualification that the declaration and payment of any dividends are at the sole discretion of our board of directors, and our board of directors may change our dividend policy at any time, including, without limitation, to reduce such quarterly dividends or even to eliminate such dividends entirely.

Because the publicly traded entity and/or its wholly owned subsidiaries must pay taxes and make payments under the tax receivable agreements, the amounts ultimately paid as dividends by Blackstone to common stockholders in respect of each fiscal year are generally expected to be less, on a per share or per unit basis, than the amounts distributed by the Blackstone Holdings Partnerships to the Blackstone personnel and others who are limited partners of the Blackstone Holdings Partnerships in respect of their Blackstone Holdings Partnership Units.

Dividends are treated as qualified dividends to the extent of Blackstone's current and accumulated earnings and profits, with any excess dividends treated as a return of capital to the extent of the stockholder's basis.

The following graph shows fiscal quarterly and annual per common stockholder dividends for 2024, 2023 and 2022. Dividends are declared and paid in the quarter subsequent to the quarter in which they are earned.

## Common Stockholder Dividends by Fiscal Year

(Dollars Per Share of Common Stock)



With respect to fiscal year 2024, we paid to stockholders of our common stock a dividend of \$0.83, \$0.82, \$0.86 and \$1.44 per share in respect of the first, second, third and fourth quarters, respectively, aggregating to \$3.95 per share of common stock. With respect to fiscal years 2023 and 2022, we paid stockholders of our common stock aggregate dividends of \$3.35 per share and \$4.40 per share, respectively.

### **Leverage**

We may under certain circumstances use leverage opportunistically and over time to create the most efficient capital structure for Blackstone and our stockholders. In addition to the borrowings from our note issuances and our revolving credit facility, we may use asset based financing arrangements, including but not limited to, margin loans, reverse repurchase agreements, repurchase agreements and securities sold, not yet purchased. Reverse repurchase agreements are entered into primarily to take advantage of opportunistic yields otherwise absent in the overnight markets and also to use the collateral received to cover securities sold, not yet purchased. Repurchase agreements are entered into primarily to opportunistically yield higher spreads on purchased securities. The balances held in these financial instruments fluctuate based on Blackstone's liquidity needs, market conditions and investment risk profiles.

The following table presents information regarding these financial instruments which are included in Accounts Payable, Accrued Expenses and Other Liabilities in our Consolidated Statements of Financial Condition:

	Repurchase Agreements	Securities Sold, Not Yet Purchased
	(Dollars in Millions)	
Balance, December 31, 2024	\$ 6.8	\$ 1.9
Balance, December 31, 2023	\$ —	\$ 3.9
Year Ended December 31, 2024		
Average Daily Balance	\$ 56.8	\$ 3.7
Maximum Daily Balance	\$ 268.5	\$ 4.0

### Critical Accounting Policies

We prepare our consolidated financial statements in accordance with GAAP. In applying many of these accounting principles, we need to make assumptions, estimates and/or judgments that affect the reported amounts of assets, liabilities, revenues and expenses in our consolidated financial statements. We base our estimates and judgments on historical experience and other assumptions that we believe are reasonable under the circumstances. These assumptions, estimates and/or judgments, however, are often subjective. Actual results may be affected negatively based on changing circumstances. If actual amounts are ultimately different from our estimates, the revisions are included in our results of operations for the period in which the actual amounts become known. We believe the following critical accounting policies could potentially produce materially different results if we were to change underlying assumptions, estimates and/or judgments. For a description of our accounting policies, see Note 2. “Summary of Significant Accounting Policies” in the “Notes to Consolidated Financial Statements” in “ — Item 8. Financial Statements and Supplementary Data” of this filing.

### Principles of Consolidation

For a description of our accounting policy on consolidation, see Note 2. “Summary of Significant Accounting Policies — Consolidation” and Note 8. “Variable Interest Entities” in the “Notes to Consolidated Financial Statements” in “ — Item 8. Financial Statements and Supplementary Data” for detailed information on Blackstone’s involvement with VIEs. The following discussion is intended to provide supplemental information about how the application of consolidation principles impact our financial results, and management’s process for implementing those principles including areas of significant judgment.

The determination that Blackstone holds a controlling financial interest in a Blackstone Fund or investment vehicle significantly changes the presentation of our consolidated financial statements. In our Consolidated Statements of Financial Position included in this filing, we present 100% of the assets and liabilities of consolidated VIEs along with a non-controlling interest which represents the portion of the consolidated vehicle’s interests held by third parties. However, assets of our consolidated VIEs can only be used to settle obligations of the consolidated VIE and are not available for general use by Blackstone. Further, the liabilities of our consolidated VIEs do not have recourse to the general credit of Blackstone. In the Consolidated Statements of Operations, we eliminate any management fees, Incentive Fees, or Performance Allocations received or accrued from consolidated VIEs as they are considered intercompany transactions. We recognize 100% of the consolidated VIE’s investment income (loss) and allocate the portion of that income (loss) attributable to third-party ownership to non-controlling interests in arriving at Net Income Attributable to Blackstone Inc.

The assessment of whether we consolidate a Blackstone Fund or investment vehicle we manage requires the application of significant judgment. These judgments are applied both at the time we become involved with the VIE and on an ongoing basis and include, but are not limited to:

- Determining whether our management fees, Incentive Fees or Performance Allocations represent variable interests — We make judgments as to whether the fees we earn are commensurate with the level of effort required for those fees and at market rates. In making this judgment, we consider, among other things, the extent of third-party investment in the entity and the terms of any other interests we hold in the VIE.



- Determining whether kick-out rights are substantive — We make judgments as to whether the third-party investors in a partnership entity have the ability to remove the general partner, the investment manager or its equivalent, or to dissolve (liquidate) the partnership entity, through a simple majority vote. This includes an evaluation of whether barriers to exercise these rights exist.
- Concluding whether Blackstone has an obligation to absorb losses or the right to receive benefits that could potentially be significant to the VIE — As there is no explicit threshold in GAAP to define “potentially significant,” management must apply judgment and evaluate both quantitative and qualitative factors to conclude whether this threshold is met.

### **Revenue Recognition**

For a description of our accounting policy on revenue recognition, see Note 2. “Summary of Significant Accounting Policies — Revenue Recognition” in the “Notes to Consolidated Financial Statements” in “ — Item 8. Financial Statements and Supplementary Data.” For an additional description of the nature of our revenue arrangements, including how management fees, Incentive Fees, and Performance Allocations are generated, please refer to “Part I. Item 1. Business — Fee Structure/Incentive Arrangements.” The following discussion is intended to provide supplemental information about how the application of revenue recognition principles impact our financial results, and management’s process for implementing those principles including areas of significant judgment.

*Management and Advisory Fees, Net* — Blackstone earns base management fees from its customers at a fixed percentage of a calculation base. The range of management fee rates and the calculation base from which they are earned, generally, are as follows:

For vehicles within the Real Estate segment:

- 0.35% to 1.50% of committed capital or invested capital during the investment period or subsequent to the investment period, respectively, for certain drawdown vehicles and co-investment vehicles,
- 0.40% to 1.25% of net asset value for other vehicles, including separately managed accounts, certain perpetual capital vehicles, drawdown vehicles, and co-investment vehicles, and
- 1.50% of BXMT’s net proceeds received from equity offerings and accumulated “distributable earnings” (which is generally equal to its GAAP net income excluding certain non-cash and other items), subject to certain adjustments.

For vehicles within the Private Equity segment:

- 0.40% to 1.75% of committed capital during the investment period or invested capital or gross investment value subsequent to the investment period for drawdown vehicles and certain co-investment vehicles,
- 0.50% to 1.75% of invested capital for separately managed accounts and certain co-investment vehicles, and
- 0.75% to 1.25% of net asset value for perpetual capital vehicles.

For vehicles within the Credit & Insurance segment:

- 0.20% to 1.25% of net asset value or fair value of investments for certain separately managed accounts and open-ended vehicles,

- 0.35% to 1.25% of net asset value or gross asset value of our BDCs and certain registered investment companies,
- 0.20% to 0.50% of the aggregate par amount of collateral assets, including principal cash, for CLO vehicles, and
- 0.20% to 1.50% of invested capital for drawdown vehicles and certain separately managed accounts.

For vehicles within the Multi-Asset Investing segment:

- 0.20% to 1.50% of net asset value for all vehicles.

Management fee calculations based on committed capital or invested capital are mechanical in nature and therefore do not require the use of significant estimates or judgments. Management fee calculations based on net asset value, gross asset value, or investment fair value depend on the fair value of the underlying investments within the funds. Estimates and assumptions are made when determining the fair value of the underlying investments within the funds and could vary depending on the valuation methodology that is used as well as economic conditions. See “ — Fair Value” below for further discussion of the judgment required for determining the fair value of the underlying investments.

*Investment Income (Loss)* — Performance Allocations are made to the general partner based on cumulative fund performance to date, subject to a preferred return to limited partners. Blackstone has concluded that investments made alongside its limited partners in a partnership which entitle Blackstone to a Performance Allocation represent equity method investments that are not in the scope of the GAAP guidance on accounting for revenues from contracts with customers. Blackstone accounts for these arrangements under the equity method of accounting. Under the equity method, Blackstone’s share of earnings (losses) from equity method investments is determined using a balance sheet approach referred to as the hypothetical liquidation at book value (“HLBV”) method. Under the HLBV method, at the end of each reporting period Blackstone calculates the accrued Performance Allocations that would be due to Blackstone for each fund pursuant to the fund agreements as if the fair value of the underlying investments were realized as of such date, irrespective of whether such amounts have been realized. Performance Allocations are subject to clawback to the extent that the Performance Allocation received to date exceeds the amount due to Blackstone based on cumulative results.

The change in the fair value of the investments held by certain Blackstone Funds is a significant input into the accrued Performance Allocation calculation and accrual for potential repayment of previously received Performance Allocations. Estimates and assumptions are made when determining the fair value of the underlying investments within the funds. See “ — Fair Value” below for further discussion related to significant estimates and assumptions used for determining fair value of the underlying investments.

### ***Fair Value***

Blackstone uses fair value throughout the reporting process. For a description of our accounting policies related to valuation, see Note 2. “Summary of Significant Accounting Policies — Fair Value of Financial Instruments” and “Summary of Significant Accounting Policies — Investments, at Fair Value” in the “Notes to Consolidated Financial Statements” in “ — Item 8. Financial Statements and Supplementary Data” of this filing. The following discussion is intended to provide supplemental information about how the application of fair value principles impact our financial results, and management’s process for implementing those principles including areas of significant judgment.

The fair value of the investments held by Blackstone Funds is the primary input to the calculation of certain of our management fees, Incentive Fees, Performance Allocations and the related Compensation we recognize. Generally, Blackstone Funds are accounted for in accordance with the GAAP guidance on investment companies, and under the American Institute of Certified Public Accountants Audit and Accounting Guide, *Investment*

*Companies*, and reflect their investments, including majority-owned and controlled investments, at fair value. In the absence of observable market prices, we utilize valuation methodologies applied on a consistent basis and assumptions that we believe market participants would use to determine the fair value of the investments. For investments where little market activity exists management's determination of fair value is based on the best information available in the circumstances, which may incorporate management's own assumptions and involves a significant degree of judgment, and the consideration of a combination of internal and external factors, including the appropriate risk adjustments for non-performance and liquidity risks.

Blackstone has also elected the fair value option for certain instruments it owns directly, including loans and receivables, investments in private debt securities and other proprietary investments. Blackstone is required to measure certain financial instruments at fair value, including debt instruments, equity securities and freestanding derivatives.

#### *Fair Value of Investments or Instruments that are Publicly Traded*

Securities that are publicly traded and for which a quoted market exists will be valued at the closing price of such securities in the principal market in which the security trades, or in the absence of a principal market, in the most advantageous market on the valuation date. When a quoted price in an active market exists, no block discounts or control premiums are permitted regardless of the size of the public security held. In some cases, securities will include legal and contractual restrictions limiting their purchase and sale for a period of time. A discount to the publicly traded price may be appropriate in instances where a legal restriction is a characteristic of the security, such as may be required under SEC Rule 144. The amount of the discount, if taken, shall be determined based on the time period that must pass before the restricted security becomes unrestricted or otherwise available for sale.

#### *Fair Value of Investments or Instruments that are not Publicly Traded*

Investments for which market prices are not observable include private investments in the equity or debt of operating companies or real estate properties. Our primary methodology for determining the fair values of such investments is generally the income approach which provides an indication of fair value based on the present value of cash flows that a business, security, or property is expected to generate in the future. The most widely used methodology under the income approach is the discounted cash flow method which includes significant assumptions about the underlying investment's projected net earnings or cash flows, discount rate, capitalization rate and exit multiple. Our secondary methodology, generally used to corroborate the results of the income approach, is typically the market approach. The most widely used methodology under the market approach relies upon valuations for comparable public companies, transactions, or assets, and includes making judgments about which companies, transactions, or assets are comparable. Depending on the facts and circumstances associated with the investment, different primary and secondary methodologies may be used including option value, contingent claims or scenario analysis, yield analysis, projected cash flow through maturity or expiration, discount to sale, probability weighted methods or recent round of financing.

In certain cases debt and equity securities are valued on the basis of prices from an orderly transaction between market participants provided by reputable dealers or pricing services. In determining the value of a particular investment, pricing services may use certain information with respect to transactions in such investments, quotations from dealers, pricing matrices and market transactions in comparable investments and various relationships between investments.

### *Management Process on Fair Value*

Due to the importance of fair value throughout the consolidated financial statements and the significant judgment required to be applied in arriving at those fair values, we have developed a process around valuation that incorporates several levels of approval and review from both internal and external sources. Investments held by Blackstone Funds and investment vehicles are valued on at least a quarterly basis by our internal valuation or asset management teams, which are independent from our investment teams. For investments held by vehicles managed by more than one business unit, Blackstone has developed a process designed to facilitate coordination and alignment, as appropriate, of the fair value of in-scope investments across business units.

For investments valued utilizing the income method and where Blackstone has information rights, we generally have a direct line of communication with each of the companies' and underlying assets' finance teams and collect financial data used to support projections used in a discounted cash flow analysis. The valuation team then analyzes the data received and updates the valuation models reflecting any changes in the underlying cash flow projections, weighted-average cost of capital, exit multiple or capitalization rate, and any other valuation input relevant to economic conditions.

The results of all valuations of investments held by Blackstone Funds and investment vehicles are reviewed by the relevant business unit's valuation sub-committee, which is comprised of key personnel from the business unit, typically the chief investment officer, chief operating officer, chief financial officer, chief compliance officer (or their respective equivalents where applicable) and other senior managing directors in the business. To further corroborate results, each business unit also generally obtains either a positive assurance opinion or a range of value from an independent valuation party, at least annually for internally prepared valuations for investments that have been held by Blackstone Funds and investment vehicles for greater than a year and quarterly for certain investments. Our firmwide valuation committee, chaired by our Chief Financial Officer and comprised of senior members of our businesses and representatives from corporate functions, including legal and finance, reviews the valuation process for investments held by us and our investment vehicles, including the application of appropriate valuation standards on a consistent basis. Each quarter, the valuation process is also reviewed by the audit committee of our board of directors, which is comprised of our non-employee directors.

### ***Income Tax***

For a description of our accounting policy on taxes and additional information on taxes see Note 2. "Summary of Significant Accounting Policies" and Note 14. "Income Taxes," in the "Notes to Consolidated Financial Statements" in " — Item 8. Financial Statements and Supplementary Data" of this filing.

Our provision for income taxes is comprised of current and deferred taxes. Current income taxes approximate taxes to be paid or refunded for the current period. Deferred income taxes reflect the net tax effects of temporary differences between the financial reporting and tax bases of assets and liabilities and are measured using the applicable enacted tax rates and laws that will be in effect when such differences are expected to reverse.

Additionally, significant judgment is required in estimating the provision for (benefit from) income taxes, current and deferred tax balances (including any valuation allowance), accrued interest or penalties and uncertain tax positions. In evaluating these judgments, we consider, among other items, projections of taxable income (including the character of such income), beginning with historic results and incorporating assumptions of the amount of future pretax operating income. These assumptions about future taxable income require significant judgment and are consistent with the plans and estimates that Blackstone uses to manage its business. To the extent any portion of the deferred tax assets are not considered to be more likely than not to be realized, a valuation allowance is recorded.

Revisions in estimates and/or actual costs of a tax assessment may ultimately be materially different from the recorded accruals and unrecognized tax benefits, if any.

## Recent Accounting Developments

Information regarding recent accounting developments and their impact on Blackstone, if any, can be found in Note 2. “Summary of Significant Accounting Policies” in the “Notes to Consolidated Financial Statements” in “ — Item 8. Financial Statements and Supplementary Data” of this filing.

## Item 7A. Quantitative and Qualitative Disclosures About Market Risk

Our predominant exposure to market risk is related to our role as general partner or investment adviser to the Blackstone Funds and the sensitivities to movements in the fair value of their investments, including the effect on management fees, performance revenues and investment income. See “Part I. — Item 1. Business — Investment Process and Risk Management.”

### Effect on Fund Management Fees

Blackstone earns base management fees from its customers at a fixed percentage of a calculation base. For a description of our accounting policy on revenue recognition and management fee calculation bases, generally, see Note 2. “Summary of Significant Accounting Policies — Revenue Recognition” in the “Notes to Consolidated Financial Statements” in “ — Item 8. Financial Statements and Supplementary Data.” Management fees will only be directly affected by short-term changes in market conditions to the extent they are based on NAV, gross asset value (“GAV”), or represent permanent impairments of value. These management fees will be increased (or reduced) in direct proportion to the effect of changes in the fair value of our investments in the related funds. The proportion of our management fees that are based on NAV or GAV is dependent on the number and types of Blackstone Funds, vehicles, or separately managed accounts in existence and the current stage of each fund’s life cycle. For the years ended December 31, 2024 and December 31, 2023, the percentages of our fund management fees based on the NAV or GAV of the applicable funds or separately managed accounts, were as follows:

	Year Ended December 31,	
	2024	2023
Fund Management Fees Based on the NAV or GAV of the Applicable Funds or Separately Managed Accounts	47%	47%

### Market Risk

The Blackstone Funds hold investments which are reported at fair value and Blackstone invests directly in securities measured at fair value. Based on the fair value as of December 31, 2024 and December 31, 2023, we estimate that a 10% decline in the fair value of investments, excluding equity securities without a readily determinable fair value measured in accordance with the measurement alternative, and certain freestanding derivative instruments would result in the following declines in Management and Advisory Fees, Net, Unrealized Performance Allocations, Net and Unrealized Principal Investment Income:

	December 31,					
	2024			2023		
	Management and Advisory Fees, Net (a)	Unrealized Performance Allocations, Net (b)	Unrealized Principal Investment Income (c)	Management and Advisory Fees, Net (a)	Unrealized Performance Allocations, Net (b)	Unrealized Principal Investment Income (c)
	(Dollars in Thousands)					
10% Decline in Fair Value of the Investments	\$ 424,575	\$ 2,399,495	\$ 802,964	\$ 392,340	\$ 2,172,376	\$ 835,037

(a) Represents the annualized effect of the 10% decline.

(b) Represents the reporting date effect of the 10% decline. Presented net of Unrealized Performance Allocations Compensation.

(c) Represents the reporting date effect of the 10% decline. Also includes the net effect of consolidated funds, which reflects the change on Net Gains from Fund Investment Activities, net of Non-Controlling Interests.

The fair value of the investments, derivatives and securities subject to the market risk sensitivities can vary significantly based on a number of factors, including the diversity of the Blackstone Funds' investment portfolio, market conditions, trading values, similar transactions, financial metrics, and industry comparatives. See "Part I. Item 1A. Risk Factors" above. Also see " — Item 7. Management's Discussion and Analysis of Financial Condition and Results of Operations — Critical Accounting Policies — Fair Value." We believe these fair value amounts should be utilized with caution as our intent and strategy is to hold investments and securities until prevailing market conditions are beneficial for investment sales.

### Exchange Rate Risk

Blackstone and the Blackstone Funds hold investments that are denominated in non-U.S. dollar currencies that may be affected by movements in the rate of exchange between the U.S. dollar and non-U.S. dollar currencies. Additionally, a portion of our management fees are denominated in non-U.S. dollar currencies. We estimate that as of December 31, 2024 and December 31, 2023, a 10% decline in the rate of exchange of all foreign currencies against the U.S. dollar would result in the following declines in Management and Advisory Fees, Net, Unrealized Performance Allocations, Net and Unrealized Principal Investment Income:

	December 31,					
	2024			2023		
	Management and Advisory Fees, Net (a)	Unrealized Performance Allocations, Net (b)(c)	Unrealized Principal Investment Income (b)	Management and Advisory Fees, Net (a)	Unrealized Performance Allocations, Net (b)(c)	Unrealized Principal Investment Income (b)
	(Dollars in Thousands)					
10% Decline in the Rate of Exchange of All Foreign Currencies Against the U.S. Dollar	\$ 52,416	\$ 683,852	\$ 82,194	\$ 40,373	\$ 596,201	\$ 74,707

(a) Represents the annualized effect of the 10% decline.

(b) Represents the reporting date effect of the 10% decline.

(c) Presented net of Unrealized Performance Allocations Compensation.

## Interest Rate Risk

Blackstone may have debt obligations payable that accrue interest at variable rates. Interest rate changes may therefore affect the amount of our interest payments, future earnings and cash flows. As of December 31, 2024 and 2023, Blackstone had \$39.9 million outstanding under the Secured Borrowings that is subject to interest at a variable rate. The annualized increase in interest expense due to a 1% increase in interest rates would be \$0.4 million as a result of these borrowings for the year ended December 31, 2024 and 2023.

Blackstone has a diversified portfolio of liquid assets to meet the liquidity needs of various businesses. This portfolio includes cash, open-ended money market mutual funds, open-ended bond mutual funds, marketable investment securities, freestanding derivative contracts, repurchase and reverse repurchase agreements and other investments. If interest rates were to increase by one percentage point, we estimate that our annualized investment income would decrease, offset by an estimated increase in interest income on an annual basis from interest on floating rate assets, as follows:

	December 31,			
	2024		2023	
Annualized Decrease in Investment Income	Annualized Increase in Interest Income from Floating Rate Assets	Annualized Decrease in Investment Income	Annualized Increase in Interest Income from Floating Rate Assets	
(Dollars in Thousands)				
One Percentage Point Increase in Interest Rates	\$4,042 (a)	\$ 4,807	\$6,504 (a)	\$ 12,881

(a) As of December 31, 2024 and 2023, this represents 0.1% of our portfolio of liquid assets.

Blackstone has U.S. dollar and non-U.S. dollar based interest rate derivatives whose future cash flows and present value may be affected by movement in their respective underlying yield curves. We estimate that as of December 31, 2024 and December 31, 2023, a one percentage point increase parallel shift in global yield curves would result in the following impact on Other Revenue:

	December 31,	
	2024	2023
(Dollars in Thousands)		
Annualized Increase (Decrease) in Other Revenue Due to a One Percentage Point Increase in Interest Rates	\$ 2,388	\$ 1,352

## Credit Risk

Certain Blackstone Funds and the Investee Funds are subject to certain inherent risks through their investments.

Our portfolio of liquid assets contains certain credit risks including, but not limited to, exposure to uninsured deposits with financial institutions, unsecured corporate bonds and mortgage-backed securities. These exposures are actively monitored on a continuous basis and positions are reallocated based on changes in risk profile, market or economic conditions.

We estimate that our annualized investment income would decrease, if credit spreads were to increase by one percentage point, as follows:

	<u>December 31,</u>	
	<u>2024</u>	<u>2023</u>
	<b>(Dollars in Thousands)</b>	
Decrease in Annualized Investment Income Due to a One Percentage Point Increase in Credit Spreads (a)	\$ 1,524	\$ 5,343

(a) As of December 31, 2024 and 2023, this represents less than 0.1% and 0.1% of our portfolio of liquid assets, respectively.

Certain of our entities hold derivative instruments that contain an element of risk in the event that the counterparties may be unable to meet the terms of such agreements. We minimize our risk exposure by limiting the counterparties with which we enter into contracts to banks and investment banks that meet established credit and capital guidelines. We do not expect any counterparty to default on its obligations and therefore do not expect to incur any loss due to counterparty default.



## Item 8. Financial Statements and Supplementary Data

### Index to Consolidated Financial Statements

	<u>Page</u>
<a href="#"><u>Report of Independent Registered Public Accounting Firm (PCAOB ID 34)</u></a>	153
<a href="#"><u>Consolidated Statements of Financial Condition as of December 31, 2024 and 2023</u></a>	156
<a href="#"><u>Consolidated Statements of Operations for the Years Ended December 31, 2024, 2023 and 2022</u></a>	158
<a href="#"><u>Consolidated Statements of Comprehensive Income for the Years Ended December 31, 2024, 2023 and 2022</u></a>	159
<a href="#"><u>Consolidated Statements of Changes in Equity for the Years Ended December 31, 2024, 2023 and 2022</u></a>	160
<a href="#"><u>Consolidated Statements of Cash Flows for the Years Ended December 31, 2024, 2023 and 2022</u></a>	163
<a href="#"><u>Notes to Consolidated Financial Statements</u></a>	165
	152

## Report of Independent Registered Public Accounting Firm

To the Stockholders and the Board of Directors of Blackstone Inc.:

### Opinions on the Financial Statements and Internal Control over Financial Reporting

We have audited the accompanying consolidated statements of financial condition of Blackstone Inc. and subsidiaries (“Blackstone”) as of December 31, 2024 and 2023, the related consolidated statements of operations, comprehensive income, changes in equity, and cash flows for each of the three years in the period ended December 31, 2024, and the related notes (collectively referred to as the “financial statements”). We also have audited Blackstone’s internal control over financial reporting as of December 31, 2024, based on criteria established in *Internal Control—Integrated Framework (2013)* issued by the Committee of Sponsoring Organizations of the Treadway Commission (COSO).

In our opinion, the financial statements referred to above present fairly, in all material respects, the financial position of Blackstone as of December 31, 2024 and 2023, and the results of its operations and its cash flows for each of the three years in the period ended December 31, 2024, in conformity with accounting principles generally accepted in the United States of America. Also, in our opinion, Blackstone maintained, in all material respects, effective internal control over financial reporting as of December 31, 2024, based on criteria established in *Internal Control — Integrated Framework (2013)* issued by COSO.

### Basis for Opinions

Blackstone’s management is responsible for these financial statements, for maintaining effective internal control over financial reporting, and for its assessment of the effectiveness of internal control over financial reporting, included in the accompanying management’s report on internal control over financial reporting. Our responsibility is to express an opinion on these financial statements and an opinion on Blackstone’s internal control over financial reporting based on our audits. We are a public accounting firm registered with the Public Company Accounting Oversight Board (United States) (“PCAOB”) and are required to be independent with respect to Blackstone in accordance with the U.S. federal securities laws and the applicable rules and regulations of the Securities and Exchange Commission and the PCAOB.

We conducted our audits in accordance with the standards of the PCAOB. Those standards require that we plan and perform the audits to obtain reasonable assurance about whether the financial statements are free of material misstatement, whether due to error or fraud, and whether effective internal control over financial reporting was maintained in all material respects.

Our audits of the financial statements included performing procedures to assess the risks of material misstatement of the financial statements, whether due to error or fraud, and performing procedures to respond to those risks. Such procedures included examining, on a test basis, evidence regarding the amounts and disclosures in the financial statements. Our audits also included evaluating the accounting principles used and significant estimates made by management, as well as evaluating the overall presentation of the financial statements. Our audit of internal control over financial reporting included obtaining an understanding of internal control over financial reporting, assessing the risk that a material weakness exists, and testing and evaluating the design and operating effectiveness of internal control based on the assessed risk. Our audits also included performing such other procedures as we considered necessary in the circumstances. We believe that our audits provide a reasonable basis for our opinions.

## Definition and Limitations of Internal Control over Financial Reporting

A company's internal control over financial reporting is a process designed to provide reasonable assurance regarding the reliability of financial reporting and the preparation of financial statements for external purposes in accordance with generally accepted accounting principles. A company's internal control over financial reporting includes those policies and procedures that (1) pertain to the maintenance of records that, in reasonable detail, accurately and fairly reflect the transactions and dispositions of the assets of the company, (2) provide reasonable assurance that transactions are recorded as necessary to permit preparation of financial statements in accordance with generally accepted accounting principles, and that receipts and expenditures of the company are being made only in accordance with authorizations of management and directors of the company, and (3) provide reasonable assurance regarding prevention or timely detection of unauthorized acquisition, use, or disposition of the company's assets that could have a material effect on the financial statements.

Because of its inherent limitations, internal control over financial reporting may not prevent or detect misstatements. Also, projections of any evaluation of effectiveness to future periods are subject to the risk that controls may become inadequate because of changes in conditions, or that the degree of compliance with the policies or procedures may deteriorate.

### Critical Audit Matter

The critical audit matter communicated below is a matter arising from the current-period audit of the financial statements that was communicated or required to be communicated to the audit committee and that (1) relates to accounts or disclosures that are material to the financial statements and (2) involved our especially challenging, subjective, or complex judgments. The communication of critical audit matters does not alter in any way our opinion on the financial statements, taken as a whole, and we are not, by communicating the critical audit matter below, providing a separate opinion on the critical audit matter or on the accounts or disclosures to which it relates.

### ***Fair Value of Certain Underlying Investments to determine Performance Allocations and Accrued Performance Allocations — Refer to Notes 2 and 4 to the financial statements***

#### *Critical Audit Matter Description*

Blackstone, as a general partner, is entitled to an allocation of income from certain carry fund and open-ended structures ("Blackstone Funds") assuming certain investment returns are achieved, referred to as "Performance Allocations". Performance Allocations are made based on either cumulative fund performance to date, subject to a preferred return to limited partners or based on fund or vehicle performance over a period of time, subject to a high water mark and preferred return to investors. The change in the fair value of the underlying investments held by the Blackstone Funds is the significant input into this calculation.

As the fair value of underlying investments varies between reporting periods, adjustments are made to amounts recorded as Accrued Performance Allocations to reflect either (a) positive performance resulting in an increase in the Accrued Performance Allocation or (b) negative performance that would cause the amount due to the general partner to be less than the amount previously recognized as revenue, resulting in a negative adjustment to the Accrued Performance Allocation to the general partner.

We considered the valuation of certain investments without readily determinable fair values used in the calculation of Performance Allocations and Accrued Performance Allocations as a critical audit matter because of the valuation techniques, assumptions, market impacts and the degree of subjectivity of certain unobservable inputs used in the valuation. Auditing the fair value of these investments required a high degree of auditor judgment and increased effort, including the involvement of our internal fair value specialists as needed, who possess significant fair value methodology and modeling expertise.

### *How the Critical Audit Matter Was Addressed in the Audit*

Our audit procedures related to testing the fair values of certain investments without readily determinable fair values included the following, among others:

- We assessed the design and tested the operating effectiveness of controls, including those related to management's review of the techniques and assumptions used in the determination of fair value.
- We evaluated the appropriateness of management's assumptions through independent analysis and comparison to external sources.
- We utilized more experienced audit team members and, as needed, our internal fair value specialists, to assist in the evaluation of management's valuation methodologies and assumptions (or "inputs").
- We performed an iterative risk assessment and based on our evaluation altered the nature, timing and extent of our procedures to focus our testing on the relevant inputs that required a higher degree of management judgment (e.g., cash flow projections, guideline public companies, certain components of the discount rates, capitalization rates and exit multiples used in the calculation of the terminal value). Our procedures included testing the underlying source information of the assumptions, as well as developing a range of independent estimates and comparing those to the inputs used by management.
- We evaluated management's valuation methodologies and modeling techniques for appropriateness with the expected methodologies of market participants in developing a fair value estimate.
- We evaluated the impact of current market events and conditions, as well as relevant comparable transactions, on the valuation techniques and assumptions used by management (e.g., industry and sector performance, cash flow projections, other market fundamentals, and interest rates).
- When applicable, we inspected industry reports to evaluate the consistency of current valuations with expected industry performance and inclusion of significant economic or industry events.
- We evaluated management's ability to accurately estimate fair value by comparing previous estimates of fair value to subsequent executed investment transactions with third parties.

*/s/ DELOITTE & TOUCHE LLP*

New York, New York  
February 28, 2025

We have served as Blackstone's auditor since 2006.

**Blackstone Inc.**  
**Consolidated Statements of Financial Condition**  
(Dollars in Thousands, Except Share Data)

	December 31, 2024	December 31, 2023
<b>Assets</b>		
Cash and Cash Equivalents	\$ 1,972,140	\$ 2,955,866
Cash Held by Blackstone Funds and Other	204,052	316,197
Investments	29,800,566	26,146,622
Accounts Receivable	237,930	193,365
Due from Affiliates	5,409,315	4,466,521
Intangible Assets, Net	165,243	201,208
Goodwill	1,890,202	1,890,202
Other Assets	947,859	944,848
Right-of-Use Assets	838,620	841,307
Deferred Tax Assets	2,003,948	2,331,394
<b>Total Assets</b>	<b>\$ 43,469,875</b>	<b>\$ 40,287,530</b>
<b>Liabilities and Equity</b>		
Loans Payable	\$ 11,320,956	\$ 11,304,059
Due to Affiliates	2,808,148	2,393,410
Accrued Compensation and Benefits	6,087,700	5,247,766
Operating Lease Liabilities	965,742	989,823
Accounts Payable, Accrued Expenses and Other Liabilities	2,792,314	2,277,258
<b>Total Liabilities</b>	<b>23,974,860</b>	<b>22,212,316</b>
<b>Commitments and Contingencies</b>		
<b>Redeemable Non-Controlling Interests in Consolidated Entities</b>	<b>801,399</b>	<b>1,179,073</b>
<b>Equity</b>		
Stockholders' Equity of Blackstone Inc.		
Common Stock, \$0.00001 par value, 90 billion shares authorized, (731,925,965 shares issued and outstanding as of December 31, 2024; 719,358,114 shares issued and outstanding as of December 31, 2023)	7	7
Series I Preferred Stock, \$0.00001 par value, 999,999,000 shares authorized, (1 share issued and outstanding as of December 31, 2024 and December 31, 2023)	—	—
Series II Preferred Stock, \$0.00001 par value, 1,000 shares authorized, (1 share issued and outstanding as of December 31, 2024 and December 31, 2023)	—	—
Additional Paid-in-Capital	7,444,561	6,175,190
Retained Earnings	808,079	660,734
Accumulated Other Comprehensive Loss	(40,326)	(19,133)
<b>Total Stockholders' Equity of Blackstone Inc.</b>	<b>8,212,321</b>	<b>6,816,798</b>
Non-Controlling Interests in Consolidated Entities	6,154,943	5,177,255
Non-Controlling Interests in Blackstone Holdings	4,326,352	4,902,088
<b>Total Equity</b>	<b>18,693,616</b>	<b>16,896,141</b>
<b>Total Liabilities and Equity</b>	<b>\$ 43,469,875</b>	<b>\$ 40,287,530</b>

continued...

See notes to consolidated financial statements.

**Blackstone Inc.**  
**Consolidated Statements of Financial Condition**  
(Dollars in Thousands)

The following presents the asset and liability portion of the consolidated balances presented in the Consolidated Statements of Financial Condition attributable to consolidated Blackstone Funds which are variable interest entities. The following assets may only be used to settle obligations of these consolidated Blackstone Funds and these liabilities are only the obligations of these consolidated Blackstone Funds and they do not have recourse to the general credit of Blackstone.

	December 31, 2024	December 31, 2023
<b>Assets</b>		
Cash Held by Blackstone Funds and Other	\$ 204,052	\$ 316,197
Investments	3,890,732	4,319,483
Accounts Receivable	45,993	6,995
Due from Affiliates	19,956	12,762
Other Assets	9,807	770
<b>Total Assets</b>	<b>\$ 4,170,540</b>	<b>\$ 4,656,207</b>
<b>Liabilities</b>		
Loans Payable	\$ 87,488	\$ 687,122
Due to Affiliates	229,478	123,909
Accounts Payable, Accrued Expenses and Other Liabilities	68,763	391,172
<b>Total Liabilities</b>	<b>\$ 385,729</b>	<b>\$ 1,202,203</b>

See notes to consolidated financial statements.

**Blackstone Inc.**  
**Consolidated Statements of Operations**  
(Dollars in Thousands, Except Share and Per Share Data)

	Year Ended December 31,		
	2024	2023	2022
<b>Revenues</b>			
Management and Advisory Fees, Net	\$ 7,188,936	\$ 6,671,260	\$ 6,303,315
Incentive Fees	964,178	695,171	525,127
Investment Income (Loss)			
Performance Allocations			
Realized	3,457,746	2,223,841	5,381,640
Unrealized	371,407	(1,691,668)	(3,435,056)
Principal Investments			
Realized	332,258	303,823	850,327
Unrealized	380,591	(603,154)	(1,563,849)
Total Investment Income	4,542,002	232,842	1,233,062
Interest and Dividend Revenue	411,159	516,497	271,612
Other	123,693	(92,929)	184,557
<b>Total Revenues</b>	<b>13,229,968</b>	<b>8,022,841</b>	<b>8,517,673</b>
<b>Expenses</b>			
Compensation and Benefits			
Compensation	3,048,229	2,785,447	2,569,780
Incentive Fee Compensation	373,586	281,067	207,998
Performance Allocations Compensation			
Realized	1,432,217	900,859	2,225,264
Unrealized	140,021	(654,403)	(1,470,588)
Total Compensation and Benefits	4,994,053	3,312,970	3,532,454
General, Administrative and Other	1,361,909	1,117,305	1,092,671
Interest Expense	443,688	431,868	317,225
Fund Expenses	19,676	118,987	30,675
<b>Total Expenses</b>	<b>6,819,326</b>	<b>4,981,130</b>	<b>4,973,025</b>
<b>Other Income (Loss)</b>			
Change in Tax Receivable Agreement Liability	(41,246)	(27,196)	22,283
Net Gains (Losses) from Fund Investment Activities	90,084	(56,801)	(105,142)
<b>Total Other Income (Loss)</b>	<b>48,838</b>	<b>(83,997)</b>	<b>(82,859)</b>
<b>Income Before Provision for Taxes</b>	<b>6,459,480</b>	<b>2,957,714</b>	<b>3,461,789</b>
<b>Provision for Taxes</b>	<b>1,021,671</b>	<b>513,461</b>	<b>472,880</b>
<b>Net Income</b>	<b>5,437,809</b>	<b>2,444,253</b>	<b>2,988,909</b>
<b>Net Loss Attributable to Redeemable Non-Controlling Interests in Consolidated Entities</b>	<b>(61,289)</b>	<b>(245,518)</b>	<b>(142,890)</b>
<b>Net Income Attributable to Non-Controlling Interests in Consolidated Entities</b>	<b>473,826</b>	<b>224,155</b>	<b>107,766</b>
<b>Net Income Attributable to Non-Controlling Interests in Blackstone Holdings</b>	<b>2,248,764</b>	<b>1,074,736</b>	<b>1,276,402</b>
<b>Net Income Attributable to Blackstone Inc.</b>	<b>\$ 2,776,508</b>	<b>\$ 1,390,880</b>	<b>\$ 1,747,631</b>
<b>Net Income Per Share of Common Stock</b>			
Basic	\$ 3.62	\$ 1.84	\$ 2.36
Diluted	\$ 3.62	\$ 1.84	\$ 2.36
<b>Weighted-Average Shares of Common Stock Outstanding</b>			
Basic	766,487,450	755,204,556	740,664,038
Diluted	766,646,508	755,419,936	740,942,399

See notes to consolidated financial statements.

**Blackstone Inc.**  
**Consolidated Statements of Comprehensive Income**  
**(Dollars in Thousands)**

	Year Ended December 31,		
	2024	2023	2022
Net Income	\$ 5,437,809	\$ 2,444,253	\$ 2,988,909
Other Comprehensive Income (Loss) - Currency Translation Adjustment	(76,662)	59,698	(32,523)
Comprehensive Income	<u>5,361,147</u>	<u>2,503,951</u>	<u>2,956,386</u>
Less:			
Comprehensive Loss Attributable to Redeemable Non-Controlling Interests in Consolidated Entities	(95,256)	(199,998)	(163,263)
Comprehensive Income Attributable to Non-Controlling Interests in Consolidated Entities	473,826	224,155	107,766
Comprehensive Income Attributable to Non-Controlling Interests in Blackstone Holdings	<u>2,227,262</u>	<u>1,080,572</u>	<u>1,272,101</u>
Comprehensive Income Attributable to Non-Controlling Interests	<u>2,605,832</u>	<u>1,104,729</u>	<u>1,216,604</u>
Comprehensive Income Attributable to Blackstone Inc.	<u>\$ 2,755,315</u>	<u>\$ 1,399,222</u>	<u>\$ 1,739,782</u>

See notes to consolidated financial statements.



**Blackstone Inc.**  
**Consolidated Statement of Changes in Equity**  
(Dollars in Thousands, Except Share Data)

	Blackstone Inc. (a)									
	Shares of Blackstone Inc. (a)	Common Stock		Additional Paid-in- Capital	Retained Earnings (Deficit)	Accumulated Other Compre- hensive Income (Loss)	Total Stockholders' Equity	Non- Controlling Interests in Consolidated Entities	Non- Controlling Interests in Blackstone Holdings	Total Equity
<b>Balance at December 31, 2021</b>	704,339,774	\$ 7	\$5,794,727	\$ 3,647,785	\$ (19,626)	\$ 9,422,893	\$ 5,600,653	\$ 6,614,472	\$ 21,638,018	\$ 68,028
Transfer In Due to Consolidation of Fund Entities	—	—	—	—	—	—	—	—	—	1,146,410
Net Income (Loss)	—	—	—	1,747,631	—	1,747,631	107,766	1,276,402	3,131,799	(142,890)
Currency Translation Adjustment	—	—	—	—	(7,849)	(7,849)	—	(4,301)	(12,150)	(20,373)
Capital Contributions	—	—	—	—	—	—	739,660	9,868	749,528	555,693
Capital Distributions	—	—	—	(3,647,310)	—	(3,647,310)	(1,091,798)	(2,881,343)	(7,620,451)	(180,200)
Transfer of Non-Controlling Interests in Consolidated Entities	—	—	—	—	—	—	(299,801)	—	(299,801)	288,338
Deferred Tax Effects on Equity Transactions	—	—	6,690	—	—	6,690	—	—	6,690	—
Equity-Based Compensation	—	—	504,738	—	—	504,738	—	333,645	838,383	—
Net Delivery of Vested Blackstone Holdings Partnership Units and Shares of Common Stock	5,407,340	—	(73,987)	—	—	(73,987)	—	—	(73,987)	—
Repurchase of Shares of Common Stock and Blackstone Holdings Partnership Units	(3,850,000)	—	(391,968)	—	—	(391,968)	—	—	(391,968)	—
Change in Blackstone Inc.'s Ownership Interest	—	—	36,824	—	—	36,824	—	(36,824)	—	—
Conversion of Blackstone Holdings Partnership Units to Shares of Common Stock	4,379,809	—	58,249	—	—	58,249	—	(58,249)	—	—
<b>Balance at December 31, 2022</b>	<u>710,276,923</u>	<u>\$ 7</u>	<u>\$5,935,273</u>	<u>\$ 1,748,106</u>	<u>\$ (27,475)</u>	<u>\$ 7,655,911</u>	<u>\$ 5,056,480</u>	<u>\$ 5,253,670</u>	<u>\$ 17,966,061</u>	<u>\$ 1,715,006</u>

(a) During the period presented, Blackstone also had one share outstanding of each of Series I and Series II preferred stock, with par value of each less than one cent.

continued...

See notes to consolidated financial statements.

**Blackstone Inc.**  
**Consolidated Statement of Changes in Equity**  
(Dollars in Thousands, Except Share Data)

	Blackstone Inc. (a)										
	Shares of Blackstone Inc. (a)					Accumulated Other Compre- hensive Income (Loss)	Total Stockholders' Equity	Non- Controlling Interests in Consolidated Entities	Non- Controlling Interests in Blackstone Holdings	Total Equity	Redeemable Non- Controlling Interests in Consolidated Entities
	Common Stock	Common Stock	Additional Paid-in- Capital	Retained Earnings (Deficit)							
<b>Balance at December 31, 2022</b>	710,276,923	\$ 7	\$5,935,273	\$ 1,748,106	\$ (27,475)	\$ 7,655,911	\$ 5,056,480	\$ 5,253,670	\$ 17,966,061	\$ 1,715,006	
Transfer Out Due to Deconsolidation of Fund Entities	—	—	—	—	—	—	—	—	—	(53,713)	
Net Income (Loss)	—	—	—	1,390,880	—	1,390,880	224,155	1,074,736	2,689,771	(245,518)	
Currency Translation Adjustment	—	—	—	—	8,342	8,342	—	5,836	14,178	45,520	
Capital Contributions	—	—	—	—	—	—	571,559	9,706	581,265	150,533	
Capital Distributions	—	—	—	(2,478,252)	—	(2,478,252)	(666,668)	(1,799,901)	(4,944,821)	(432,755)	
Transfer and Repurchase of Non-Controlling Interests in Consolidated Entities	—	—	40	—	—	40	(8,271)	—	(8,231)	—	
Deferred Tax Effects on Equity Transactions	—	—	2,467	—	—	2,467	—	—	2,467	—	
Equity-Based Compensation	—	—	614,645	—	—	614,645	—	398,830	1,013,475	—	
Net Delivery of Vested Blackstone Holdings Partnership Units and Shares of Common Stock	7,745,355	—	(66,762)	—	—	(66,762)	—	—	(66,762)	—	
Repurchase of Shares of Common Stock and Blackstone Holdings Partnership Units	(3,718,169)	—	(351,262)	—	—	(351,262)	—	—	(351,262)	—	
Change in Blackstone Inc.'s Ownership Interest	—	—	(15,047)	—	—	(15,047)	—	15,047	—	—	
Conversion of Blackstone Holdings Partnership Units to Shares of Common Stock	5,054,005	—	55,836	—	—	55,836	—	(55,836)	—	—	
<b>Balance at December 31, 2023</b>	<u>719,358,114</u>	<u>\$ 7</u>	<u>\$6,175,190</u>	<u>\$ 660,734</u>	<u>\$ (19,133)</u>	<u>\$ 6,816,798</u>	<u>\$ 5,177,255</u>	<u>\$ 4,902,088</u>	<u>\$ 16,896,141</u>	<u>\$ 1,179,073</u>	

(a) During the period presented, Blackstone also had one share outstanding of each of Series I and Series II preferred stock, with par value of each less than one cent.

continued...

See notes to consolidated financial statements.

**Blackstone Inc.**  
**Consolidated Statement of Changes in Equity**  
(Dollars in Thousands, Except Share Data)

	Shares of Blackstone Inc. (a)		Blackstone Inc. (a)							Redeemable Non-Controlling Interests in Consolidated Entities
	Common Stock	Common Stock	Additional Paid-in-Capital	Retained Earnings (Deficit)	Accumulated Other Comprehensive Income (Loss)	Total Stockholders' Equity	Non-Controlling Interests in Consolidated Entities	Non-Controlling Interests in Blackstone Holdings	Total Equity	
<b>Balance at December 31, 2023</b>	719,358,114	\$ 7	\$6,175,190	\$ 660,734	\$ (19,133)	\$ 6,816,798	\$ 5,177,255	\$ 4,902,088	\$ 16,896,141	\$ 1,179,073
Transfer In Due to Consolidation of Fund Entities	—	—	—	—	—	—	87,643	—	87,643	1,065
Net Income (Loss)	—	—	—	2,776,508	—	2,776,508	473,826	2,248,764	5,499,098	(61,289)
Currency Translation Adjustment	—	—	—	—	(21,193)	(21,193)	—	(21,502)	(42,695)	(33,967)
Capital Contributions	—	—	—	—	—	—	936,217	11,588	947,805	70,483
Capital Distributions	—	—	—	(2,629,163)	—	(2,629,163)	(579,631)	(1,806,608)	(5,015,402)	(284,875)
Transfer and Repurchase of Non-Controlling Interests in Consolidated Entities	—	—	(134)	—	—	(134)	59,633	—	59,499	(69,091)
Deferred Tax Effects on Equity Transactions	—	—	(196,172)	—	—	(196,172)	—	—	(196,172)	—
Equity-Based Compensation	—	—	686,218	—	—	686,218	—	432,546	1,118,764	—
Net Delivery of Vested Blackstone Holdings Partnership Units and Shares of Common Stock	10,565,137	—	(140,636)	—	—	(140,636)	—	—	(140,636)	—
Repurchase of Shares of Common Stock and Blackstone Holdings Partnership Units	(3,964,353)	—	(520,429)	—	—	(520,429)	—	—	(520,429)	—
Change in Blackstone Inc.'s Ownership Interest	—	—	1,382,158	—	—	1,382,158	—	(1,382,158)	—	—
Conversion of Blackstone Holdings Partnership Units to Shares of Common Stock	5,967,067	—	58,366	—	—	58,366	—	(58,366)	—	—
<b>Balance at December 31, 2024</b>	<u>731,925,965</u>	<u>\$ 7</u>	<u>\$7,444,561</u>	<u>\$ 808,079</u>	<u>\$ (40,326)</u>	<u>\$ 8,212,321</u>	<u>\$ 6,154,943</u>	<u>\$ 4,326,352</u>	<u>\$ 18,693,616</u>	<u>\$ 801,399</u>

(a) During the period presented, Blackstone also had one share outstanding of each of Series I and Series II preferred stock, with par value of each less than one cent.

See notes to consolidated financial statements.

**Blackstone Inc.**  
**Consolidated Statements of Cash Flows**  
(Dollars in Thousands)

	Year Ended December 31,		
	2024	2023	2022
<b>Operating Activities</b>			
Net Income	\$ 5,437,809	\$ 2,444,253	\$ 2,988,909
Adjustments to Reconcile Net Income to Net Cash Provided by Operating Activities			
Net Realized Gains on Investments	(4,172,938)	(2,989,636)	(6,474,051)
Changes in Unrealized (Gains) Losses on Investments	(487,013)	683,715	1,828,364
Non-Cash Performance Allocations	(371,407)	1,691,668	3,435,055
Non-Cash Performance Allocations and Incentive Fee Compensation	1,941,899	473,364	931,288
Equity-Based Compensation Expense	1,168,435	987,549	846,349
Amortization of Intangibles	35,965	40,075	67,097
Other Non-Cash Amounts Included in Net Income	(444,772)	(835,230)	(1,341,059)
Cash Flows Due to Changes in Operating Assets and Liabilities			
Cash Acquired with Consolidation of Fund Entity	39,729	—	31,791
Cash Relinquished with Deconsolidation of Fund Entities	(113,224)	(113,589)	—
Accounts Receivable	(78,284)	237,623	177,832
Due from Affiliates	(386,755)	331,623	654,290
Other Assets	(560)	(47,299)	(26,853)
Accrued Compensation and Benefits	(1,211,545)	(1,071,559)	(2,197,446)
Accounts Payable, Accrued Expenses and Other Liabilities	194,581	(40,283)	158,019
Due to Affiliates	16,930	85,733	117,219
Investments Purchased	(2,429,824)	(5,010,341)	(5,228,723)
Cash Proceeds from Sale of Investments	4,342,636	7,189,240	10,368,172
Net Cash Provided by Operating Activities	<u>3,481,662</u>	<u>4,056,906</u>	<u>6,336,253</u>
<b>Investing Activities</b>			
Purchase of Furniture, Equipment and Leasehold Improvements	(61,409)	(224,231)	(235,497)
Net Cash Paid for Acquisitions, Net of Cash Acquired	—	(5,420)	—
Net Cash Used in Investing Activities	<u>(61,409)</u>	<u>(229,651)</u>	<u>(235,497)</u>
<b>Financing Activities</b>			
Distributions to Non-Controlling Interest Holders in Consolidated Entities	(874,024)	(1,003,715)	(1,271,907)
Contributions from Non-Controlling Interest Holders in Consolidated Entities	907,267	708,410	1,268,297
Payments Under Tax Receivable Agreement	(87,508)	(64,634)	(46,880)
Net Settlement of Vested Common Stock and Repurchase of Common Stock	(661,065)	(418,024)	(465,956)

continued...

See notes to consolidated financial statements.

**Blackstone Inc.**  
**Consolidated Statements of Cash Flows**  
(Dollars in Thousands)

	Year Ended December 31,		
	2024	2023	2022
<b>Financing Activities (Continued)</b>			
Proceeds from Loans Payable	\$ 741,173	\$ 494,975	\$ 3,521,544
Repayment and Repurchase of Loans Payable	(103,221)	(502,460)	(280,768)
Dividends/Distributions to Stockholders and Unitholders	(4,424,183)	(4,268,447)	(6,518,785)
Net Cash Used in Financing Activities	(4,501,561)	(5,053,895)	(3,794,455)
Effect of Exchange Rate Changes on Cash and Cash Equivalents and Cash Held by Blackstone Funds and Other	(14,563)	4,988	(12,318)
<b>Cash and Cash Equivalents and Cash Held by Blackstone Funds and Other</b>			
Net Increase (Decrease)	(1,095,871)	(1,221,652)	2,293,983
Beginning of Period	3,272,063	4,493,715	2,199,732
<b>End of Period</b>	<b>\$ 2,176,192</b>	<b>\$ 3,272,063</b>	<b>\$ 4,493,715</b>
<b>Supplemental Disclosure of Cash Flows Information</b>			
Payments for Interest	\$ 407,333	\$ 400,333	\$ 261,886
Payments for Income Taxes	\$ 646,872	\$ 569,381	\$ 683,171
<b>Supplemental Disclosure of Non-Cash Investing and Financing Activities</b>			
Non-Cash Contributions from Non-Controlling Interest Holders	\$ 101,429	\$ 22,049	\$ 34,286
Non-Cash Distributions to Non-Controlling Interest Holders	\$ (2,070)	\$ (105,414)	\$ —
Notes Issuance Costs	\$ 6,082	\$ —	\$ 30,240
Transfer of Interests to Non-Controlling Interest Holders	\$ (9,458)	\$ (8,231)	\$ (11,463)
Net Settlement of Vested Common Stock	\$ 972,398	\$ 681,004	\$ 387,332
Deferred Tax Asset Effects from Equity Transactions	\$ (26,035)	\$ (117,459)	\$ (120,167)
Change in Due to Affiliates Related to the Impact of Conversions on Tax Receivable Agreements	\$ 208,676	\$ 114,992	\$ 113,477

The following table provides a reconciliation of Cash and Cash Equivalents and Cash Held by Blackstone Funds and Other reported within the Consolidated Statements of Financial Condition:

	December 31, 2024	December 31, 2023
Cash and Cash Equivalents	\$ 1,972,140	\$ 2,955,866
Cash Held by Blackstone Funds and Other	204,052	316,197
	<b>\$ 2,176,192</b>	<b>\$ 3,272,063</b>

See notes to consolidated financial statements.

**Blackstone Inc.**  
**Notes to Consolidated Financial Statements**  
**(All Dollars are in Thousands, Except Share and Per Share Data, Except Where Noted)**

---

## **1. Organization**

Blackstone Inc., together with its consolidated subsidiaries (“Blackstone” or the “Company”), is the world’s largest alternative asset manager. Blackstone’s asset management business includes global investment strategies focused on real estate, private equity, infrastructure, life sciences, growth equity, credit, real assets, secondaries and hedge funds. “Blackstone Funds” refers to the funds and other vehicles that are managed by Blackstone. Blackstone’s business is organized into four segments: Real Estate, Private Equity, Credit & Insurance and Multi-Asset Investing.

Blackstone Inc. was initially formed as The Blackstone Group L.P., a Delaware limited partnership, on March 12, 2007. Prior to its conversion on July 1, 2019 to a Delaware corporation, Blackstone Inc. was managed and operated by Blackstone Group Management L.L.C., which is wholly owned by Blackstone’s senior managing directors and controlled by one of Blackstone’s founders, Stephen A. Schwarzman (the “Founder”).

The activities of Blackstone are conducted through its holding partnerships: Blackstone Holdings I L.P., Blackstone Holdings AI L.P., Blackstone Holdings II L.P., Blackstone Holdings III L.P. and Blackstone Holdings IV L.P. (collectively, “Blackstone Holdings,” “Blackstone Holdings Partnerships” or the “Holding Partnerships”). Blackstone, through its wholly owned subsidiaries, is the sole general partner of each of the Holding Partnerships. Generally, holders of the limited partner interests in the Holding Partnerships may, four times each year, exchange their limited partnership interests (“Partnership Units”) for Blackstone common stock, on a one-to-one basis, exchanging one Partnership Unit from each of the Holding Partnerships for one share of Blackstone common stock.

## **2. Summary of Significant Accounting Policies**

### **Basis of Presentation**

The accompanying consolidated financial statements of Blackstone have been prepared in accordance with accounting principles generally accepted in the United States of America (“GAAP”).

The consolidated financial statements include the accounts of Blackstone, its wholly owned or majority-owned subsidiaries, the consolidated entities which are considered to be variable interest entities and for which Blackstone is considered the primary beneficiary, and certain partnerships or similar entities which are not considered variable interest entities but in which the general partner is determined to have control.

All intercompany balances and transactions have been eliminated in consolidation.

### **Use of Estimates**

The preparation of the consolidated financial statements in accordance with GAAP requires management to make estimates that affect the amounts reported in the consolidated financial statements and accompanying notes. Management believes that estimates utilized in the preparation of the consolidated financial statements are prudent and reasonable. Such estimates include those used in the valuation of investments and financial instruments, the measurement of deferred tax balances (including any valuation allowances) and the accounting for Goodwill and equity-based compensation. Actual results could differ from those estimates and such differences could be material.

### **Consolidation**

Blackstone consolidates all entities that it controls through a majority voting interest or otherwise, including those Blackstone Funds in which the general partner has a controlling financial interest. Blackstone has a controlling financial interest in Blackstone Holdings because the limited partners do not have the right to dissolve the partnerships or have substantive kick-out rights or participating rights that would overcome the control held by Blackstone. Accordingly, Blackstone consolidates Blackstone Holdings and records non-controlling interests to reflect the economic interests of the limited partners of Blackstone Holdings.

**Blackstone Inc.**  
**Notes to Consolidated Financial Statements—Continued**  
**(All Dollars are in Thousands, Except Share and Per Share Data, Except Where Noted)**

---

In addition, Blackstone consolidates all variable interest entities (“VIE”) for which it is the primary beneficiary. An enterprise is determined to be the primary beneficiary if it holds a controlling financial interest. A controlling financial interest is defined as (a) the power to direct the activities of a VIE that most significantly impact the entity’s economic performance and (b) the obligation to absorb losses of the entity or the right to receive benefits from the entity that could potentially be significant to the VIE. The consolidation guidance requires an analysis to determine (a) whether an entity in which Blackstone holds a variable interest is a VIE and (b) whether Blackstone’s involvement, through holding interests directly or indirectly in the entity or contractually through other variable interests, would give it a controlling financial interest. Performance of that analysis requires the exercise of judgment.

Blackstone determines whether it is the primary beneficiary of a VIE at the time it becomes involved with a variable interest entity and continuously reconsiders that conclusion. In determining whether Blackstone is the primary beneficiary, Blackstone evaluates its control rights as well as economic interests in the entity held either directly or indirectly by Blackstone. The consolidation analysis can generally be performed qualitatively; however, if it is not readily apparent that Blackstone is not the primary beneficiary, a quantitative analysis may also be performed. Investments and redemptions (either by Blackstone, affiliates of Blackstone or third parties) or amendments to the governing documents of the respective Blackstone Funds could affect an entity’s status as a VIE or the determination of the primary beneficiary. At each reporting date, Blackstone assesses whether it is the primary beneficiary and will consolidate or deconsolidate accordingly.

Assets of consolidated VIEs that can only be used to settle obligations of the consolidated VIE and liabilities of a consolidated VIE for which creditors (or beneficial interest holders) do not have recourse to the general credit of Blackstone are presented in a separate section in the Consolidated Statements of Financial Condition.

Blackstone’s other disclosures regarding VIEs are discussed in Note 8. “Variable Interest Entities.”

### **Revenue Recognition**

Revenues primarily consist of management and advisory fees, incentive fees, investment income, interest and dividend revenue and other.

Management and advisory fees and incentive fees are accounted for as contracts with customers. Under the guidance for contracts with customers, an entity is required to (a) identify the contract(s) with a customer, (b) identify the performance obligations in the contract, (c) determine the transaction price, (d) allocate the transaction price to the performance obligations in the contract, and (e) recognize revenue when (or as) the entity satisfies a performance obligation. In determining the transaction price, an entity may include variable consideration only to the extent that it is probable that a significant reversal in the amount of cumulative revenue recognized would not occur when the uncertainty associated with the variable consideration is resolved. See Note 19. “Segment Reporting” for a disaggregated presentation of revenues from contracts with customers.

*Management and Advisory Fees, Net* — Management and Advisory Fees, Net are comprised of management fees, including base management fees, transaction, advisory and other fees net of management fee reductions and offsets.

Blackstone earns base management fees from its customers at a fixed percentage of a calculation base which is typically net asset value, gross asset value, total fair value of investments, committed capital, total invested capital or remaining invested capital. Blackstone identifies its customers on a fund by fund basis in accordance with

**Blackstone Inc.**  
**Notes to Consolidated Financial Statements—Continued**  
**(All Dollars are in Thousands, Except Share and Per Share Data, Except Where Noted)**

---

the terms and circumstances of the individual fund. Generally the customer is identified as the investors in its managed funds and investment vehicles, but for certain widely held funds or vehicles, the fund or vehicle itself may be identified as the customer. These customer contracts require Blackstone to provide investment management services, which represents a performance obligation that Blackstone satisfies over time. Management fees are a form of variable consideration because the fees Blackstone is entitled to vary based on fluctuations in the basis for the management fee. The amount recorded as revenue is generally determined at the end of the period because these management fees are payable on a regular basis (typically quarterly) and are not subject to clawback once paid.

Transaction, advisory and other fees are principally fees charged to the investors of funds indirectly through the managed funds and portfolio companies. The investment advisory agreements generally require that the investment adviser reduce the amount of management fees payable by the investors to Blackstone (“management fee reductions”) by an amount equal to a portion of the transaction and other fees paid to Blackstone by the portfolio companies. The amount of the reduction varies by fund, the type of fee paid by the portfolio company and the previously incurred expenses of the fund. These fees and associated management fee reductions are a component of the transaction price for Blackstone’s performance obligation to provide investment management services to the investors of funds and are recognized as changes to the transaction price in the period in which they are charged and the services are performed.

Management fee offsets are reductions to management fees payable by the investors of the Blackstone Funds, which are based on the amount such investors reimburse the Blackstone Funds or Blackstone primarily for placement fees. Providing investment management services requires Blackstone to arrange for services on behalf of its customers. In those situations where Blackstone is acting as an agent on behalf of the investors of funds, it presents the cost of services as net against management fee revenue. In all other situations, Blackstone is primarily responsible for fulfilling the services and is therefore acting as a principal for those arrangements. As a result, the cost of those services is presented as Compensation or General, Administrative and Other expense, as appropriate, with any reimbursement from the investors of the funds recorded as Management and Advisory Fees, Net. In cases where the investors of the funds are determined to be the customer in an arrangement, placement fees may be capitalized as a cost to acquire a customer contract. Capitalized placement fees are amortized over the life of the customer contract, are recorded within Other Assets in the Consolidated Statements of Financial Condition and amortization is recorded within General, Administrative and Other within the Consolidated Statements of Operations. In cases where the Blackstone Funds are determined to be the customer in the arrangement, placement fees are generally expensed as incurred. Blackstone may also pay ongoing investor servicing fees to certain distributors of its products. Where Blackstone is the principal in those arrangements, ongoing investor servicing fees are expensed as incurred and are recorded within General, Administrative and Other expense.

Accrued but unpaid Management and Advisory Fees, net of management fee reductions and management fee offsets, as of the reporting date are included in Due from Affiliates in the Consolidated Statements of Financial Condition.

*Incentive Fees* — Contractual fees earned based on the performance of Blackstone vehicles (“Incentive Fees”) are a form of variable consideration in Blackstone’s contracts with customers to provide investment management services. Incentive Fees are earned based on performance of the vehicle during the period, subject to the achievement of minimum return levels, or high water marks, in accordance with the respective terms set out in each vehicle’s governing agreements. Incentive Fees will not be recognized as revenue until (a) it is probable that a significant reversal in the amount of cumulative revenue recognized will not occur, or (b) the uncertainty associated with the variable consideration is subsequently resolved. Incentive Fees are typically recognized as revenue when realized at the end of the measurement period. Once realized, such fees are not subject to clawback or reversal. Accrued but unpaid Incentive Fees charged directly to investors in Blackstone vehicles as of the reporting date are recorded within Due from Affiliates in the Consolidated Statements of Financial Condition.



**Blackstone Inc.**  
**Notes to Consolidated Financial Statements—Continued**  
**(All Dollars are in Thousands, Except Share and Per Share Data, Except Where Noted)**

---

*Investment Income (Loss)* — Investment Income (Loss) represents the unrealized and realized gains and losses on Blackstone’s Performance Allocations and Principal Investments.

In carry fund structures and certain open-ended structures, Blackstone, through its subsidiaries, invests alongside its limited partners in a partnership and is entitled to its pro-rata share of the results of the fund vehicle (a “pro-rata allocation”). In addition to a pro-rata allocation, and assuming certain investment returns are achieved, Blackstone is entitled to a disproportionate allocation of the income otherwise allocable to the limited partners, commonly referred to as carried interest (“Performance Allocations”).

Performance Allocations are made to the general partner based either on cumulative fund performance to date, subject to a preferred return to limited partners or based on vehicle performance over a period of time, subject to a high water mark and preferred return to investors. At the end of each reporting period, Blackstone calculates the balance of accrued Performance Allocations (“Accrued Performance Allocations”) that would be due to Blackstone for each fund, pursuant to the fund agreements, as if the fair value of the underlying investments were realized as of such date, irrespective of whether such amounts have been realized. As the fair value of underlying investments varies between reporting periods, it is necessary to make adjustments to amounts recorded as Accrued Performance Allocations to reflect either (a) positive performance resulting in an increase in the Accrued Performance Allocation to the general partner or (b) negative performance that would cause the amount due to Blackstone to be less than the amount previously recognized as revenue, resulting in a negative adjustment to the Accrued Performance Allocation to the general partner. In each scenario, it is necessary to calculate the Accrued Performance Allocation on cumulative results compared to the Accrued Performance Allocation recorded to date and make the required positive or negative adjustments. Blackstone ceases to record negative Performance Allocations once previously Accrued Performance Allocations for such fund have been fully reversed. Blackstone is not obligated to pay guaranteed returns or hurdles, and therefore, cannot have negative Performance Allocations over the life of a fund. Accrued Performance Allocations as of the reporting date are reflected in Investments in the Consolidated Statements of Financial Condition.

Performance Allocations in carry fund structures are realized when an underlying investment is profitably disposed of and the fund’s cumulative returns are in excess of the preferred return or, in limited instances, after certain thresholds for return of capital are met. Performance Allocations in carry fund structures are subject to clawback to the extent that the Performance Allocation received to date exceeds the amount due to Blackstone based on cumulative results. As such, the accrual for potential repayment of previously received Performance Allocations, which is a component of Due to Affiliates, represents all amounts previously distributed to Blackstone Holdings and non-controlling interest holders that would need to be repaid to the Blackstone carry funds if the Blackstone carry funds were to be liquidated based on the current fair value of the underlying funds’ investments as of the reporting date. The actual clawback liability, however, generally does not become realized until the end of a fund’s life except for certain funds, which may have an interim clawback liability. Performance Allocations in open-ended structures are realized based on the stated time period in the agreements and are generally not subject to clawback once paid.

Principal Investments include the unrealized and realized gains and losses on Blackstone’s principal investments, including its investments in Blackstone Funds that are not consolidated and receive pro-rata allocations, its equity method investments, and other principal investments. Income (Loss) on Principal Investments is realized when Blackstone redeems all or a portion of its investment or when Blackstone receives cash income, such as dividends or distributions. Unrealized Income (Loss) on Principal Investments results from changes in the fair value of the underlying investment as well as the reversal of unrealized gain (loss) at the time an investment is realized.

*Interest and Dividend Revenue* — Interest and Dividend Revenue comprises primarily interest and dividend income earned on principal investments not accounted for under the equity method held by Blackstone.

**Blackstone Inc.**  
**Notes to Consolidated Financial Statements—Continued**  
**(All Dollars are in Thousands, Except Share and Per Share Data, Except Where Noted)**

---

*Other Revenue* — Other Revenue consists of miscellaneous income and foreign exchange gains and losses arising on transactions denominated in currencies other than U.S. dollars.

**Fair Value of Financial Instruments**

GAAP establishes a hierarchical disclosure framework which prioritizes and ranks the level of market price observability used in measuring financial instruments at fair value. Market price observability is affected by a number of factors, including the type of financial instrument, the characteristics specific to the financial instrument and the state of the marketplace, including the existence and transparency of transactions between market participants. Financial instruments with readily available quoted prices in active markets generally will have a higher degree of market price observability and a lesser degree of judgment used in measuring fair value.

Financial instruments measured and reported at fair value are classified and disclosed based on the observability of inputs used in the determination of fair values, as follows:

- Level I — Quoted prices are available in active markets for identical financial instruments as of the reporting date. The types of financial instruments in Level I include listed equities, listed derivatives and mutual funds with quoted prices. Blackstone does not adjust the quoted price for these investments, even in situations where Blackstone holds a large position and a sale could reasonably impact the quoted price.
- Level II — Pricing inputs are other than quoted prices in active markets, which are either directly or indirectly observable as of the reporting date, and fair value is determined through the use of models or other valuation methodologies. Financial instruments which are generally included in this category include corporate bonds and loans, including corporate bonds and loans held within consolidated collateralized loan obligations (“CLO”) vehicles, government and agency securities, less liquid and restricted equity securities, and certain over-the-counter derivatives where the fair value is based on observable inputs. Notes issued by consolidated CLO vehicles are classified within Level II of the fair value hierarchy.
- Level III — Pricing inputs are unobservable for the financial instruments and includes situations where there is little, if any, market activity for the financial instrument. The inputs into the determination of fair value require significant management judgment or estimation. Financial instruments that are included in this category generally include private investments in the equity of operating companies, real estate properties, distressed debt and non-investment grade residual interests in securitizations, investments in non-consolidated CLOs and certain over-the-counter derivatives where the fair value is based on unobservable inputs. For certain investments where the fair value is not readily determinable, net asset value (“NAV”) is applied as a practical expedient.

In certain cases, the inputs used to measure fair value may fall into different levels of the fair value hierarchy. In such cases, the determination of which category within the fair value hierarchy is appropriate for any given financial instrument is based on the lowest level of input that is significant to the fair value measurement. Blackstone’s assessment of the significance of a particular input to the fair value measurement in its entirety requires judgment and considers factors specific to the financial instrument.

***Level II Valuation Techniques***

Financial instruments classified within Level II of the fair value hierarchy comprise debt instruments, debt securities sold, not yet purchased and certain equity securities and derivative instruments valued using observable inputs.

**Blackstone Inc.**  
**Notes to Consolidated Financial Statements—Continued**  
**(All Dollars are in Thousands, Except Share and Per Share Data, Except Where Noted)**

---

The valuation techniques used to value financial instruments classified within Level II of the fair value hierarchy are as follows:

- Debt Instruments and Equity Securities are valued on the basis of prices from an orderly transaction between market participants including those provided by reputable dealers or pricing services. In determining the value of a particular investment, pricing services may use certain information with respect to transactions in such investments, quotations from dealers, pricing matrices and market transactions in comparable investments and various relationships between investments. The valuation of certain equity securities is based on an observable price for an identical security adjusted for the effect of a restriction.
- Freestanding Derivatives are valued using contractual cash flows and observable inputs comprising yield curves, foreign currency rates and credit spreads.
- Notes issued by consolidated CLO vehicles are measured based on the more observable fair value of CLO assets less (a) the fair value of any beneficial interests held by Blackstone, and (b) the carrying value of any beneficial interests that represent compensation for services.

***Level III Valuation Techniques***

In the absence of observable market prices, Blackstone values its investments using valuation methodologies applied on a consistent basis. For some investments little market activity may exist; management's determination of fair value is then based on the best information available in the circumstances, and may incorporate management's own assumptions and involves a significant degree of judgment, taking into consideration a combination of internal and external factors, including the appropriate risk adjustments for non-performance and liquidity risks. Investments for which market prices are not observable include private investments in the equity of operating companies, real estate properties and investments in non-consolidated CLO vehicles.

*Real Estate Investments* — The fair values of real estate investments are determined by considering projected operating cash flows, sales of comparable assets, if any, and replacement costs, among other measures and considerations. The methods used to estimate the fair value of real estate investments include the discounted cash flow method, where value is calculated by discounting the estimated cash flows and the estimated terminal value of the subject investment by the assumed buyer's weighted-average cost of capital. A terminal value is derived by reference to an exit multiple, such as for estimates of earnings before interest, taxes, depreciation and amortization ("EBITDA"), or a capitalization rate, such as for estimates of net operating income ("NOI"). Valuations may also be derived by the performance multiple or market approach, by reference to observable valuation measures for comparable companies or assets (for example, dividing NOI by a relevant capitalization rate observed for comparable companies or transactions), adjusted by management for differences between the investment and the referenced comparables.

*Private Equity Investments* — The fair values of private equity investments are determined by reference to projected net earnings, EBITDA, public market or private transactions, valuations for comparable companies and other measures which, in many cases, are based on unaudited information at the time received. The methods used to estimate the fair value of private equity investments include the discounted cash flow method. Where a discounted cash flow method is used, a terminal value is derived by reference to EBITDA or price/earnings exit multiples. Valuations may also be derived by reference to observable valuation measures for comparable companies or transactions (for example, multiplying a key performance metric of the investee company, such as EBITDA, by a relevant valuation multiple observed in the range of comparable companies or transactions), adjusted by management for differences between the investment and the referenced comparables, and in some instances by reference to option pricing models or other similar methods.

**Blackstone Inc.**  
**Notes to Consolidated Financial Statements—Continued**  
**(All Dollars are in Thousands, Except Share and Per Share Data, Except Where Noted)**

---

*Credit-Focused Investments* — The fair values of credit-focused investments are generally determined on the basis of prices between market participants provided by reputable dealers or pricing services. For credit-focused investments that are not publicly traded or whose market prices are not readily available, Blackstone may utilize other valuation techniques, including the discounted cash flow method or a market approach. The discounted cash flow method projects the expected cash flows of the debt instrument based on contractual terms, and discounts such cash flows back to the valuation date using a market-based yield. The market-based yield is generally estimated using yields of publicly traded debt instruments issued by companies operating in similar industries as the subject investment or based on changes in credit spreads of a broader benchmark index applicable to a subject investment.

The market approach is generally used to determine the enterprise value of the issuer of a credit investment, and considers valuation multiples of comparable companies or transactions. The resulting enterprise value will dictate whether or not such credit investment has adequate enterprise value coverage. In cases of distressed credit instruments, the market approach may be used to estimate a recovery value in the event of a restructuring.

**Investments, at Fair Value**

Generally, the Blackstone Funds are accounted for as investment companies in accordance with the GAAP guidance on investment companies, and under the American Institute of Certified Public Accountants Audit and Accounting Guide, *Investment Companies*, and reflect their investments, including majority-owned and controlled investments, at fair value. Such consolidated funds' investments are reflected in Investments on the Consolidated Statements of Financial Condition at fair value, with unrealized gains and losses resulting from changes in fair value reflected as a component of Net Gains (Losses) from Fund Investment Activities in the Consolidated Statements of Operations. Fair value is the amount that would be received to sell an asset or paid to transfer a liability, in an orderly transaction between market participants at the measurement date, at current market conditions (i.e., the exit price).

Certain principal investments are presented at fair value with unrealized appreciation or depreciation and realized gains and losses recognized in the Consolidated Statements of Operations within Investment Income (Loss).

For certain instruments, Blackstone has elected the fair value option. Such election is irrevocable and is applied on an investment by investment basis at initial recognition or other eligible election dates. Blackstone has applied the fair value option for certain loans and receivables, unfunded loan commitments and certain investments that otherwise would not have been carried at fair value with gains and losses recorded in net income. The methodology for measuring the fair value of such investments is consistent with the methodology applied to private equity, real estate and credit-focused investments. Changes in the fair value of such instruments are recognized in Investment Income (Loss) in the Consolidated Statements of Operations. Interest income on interest bearing loans and receivables and debt securities on which the fair value option has been elected is based on stated coupon rates adjusted for the accretion of purchase discounts and the amortization of purchase premiums. This interest income is recorded within Interest and Dividend Revenue.

Blackstone has elected the fair value option for the assets of consolidated CLO vehicles. As permitted under GAAP, Blackstone measures notes issued by consolidated CLO vehicles as (a) the sum of the fair value of the consolidated CLO assets and the carrying value of any non-financial assets held temporarily, less (b) the sum of the fair value of any beneficial interests retained by Blackstone (other than those that represent compensation for services) and Blackstone's carrying value of any beneficial interests that represent compensation for services. As a result of this measurement alternative, there is no attribution of amounts to Non-Controlling Interests for consolidated CLO vehicles. Assets of the consolidated CLOs are presented within Investments within the Consolidated Statements of Financial Condition and notes payable within Loans Payable for the amounts due to unaffiliated third parties. Changes in the fair value of consolidated CLO assets and liabilities and related interest, dividend and other income are presented within Net Gains (Losses) from Fund Investment Activities. Expenses of consolidated CLO vehicles are presented in Fund Expenses.

**Blackstone Inc.**  
**Notes to Consolidated Financial Statements—Continued**  
**(All Dollars are in Thousands, Except Share and Per Share Data, Except Where Noted)**

---

Blackstone has elected the fair value option for certain proprietary investments that would otherwise have been accounted for using the equity method of accounting. The fair value of such investments is based on quoted prices in an active market, quoted prices that are published on a regular basis and are the basis for current transactions or using the discounted cash flow method. Changes in fair value are recognized in Investment Income (Loss) in the Consolidated Statements of Operations.

Further disclosure on instruments for which the fair value option has been elected is presented in Note 6. “Fair Value Option.”

Blackstone may elect to measure certain proprietary investments in equity securities without readily determinable fair values under the measurement alternative, which reflects cost less impairment, with adjustments in value resulting from observable price changes arising from orderly transactions of the same or a similar security from the same issuer. If the measurement alternative election is not made, the equity security is measured at fair value. The measurement alternative election is made on an instrument by instrument basis. The election is reassessed each reporting period to determine whether investments under the measurement alternative have readily determinable fair values, in which case they would no longer be eligible for this election.

Certain investments of Blackstone and the consolidated Blackstone funds are valued at NAV per share pursuant to the practical expedient. In limited circumstances, Blackstone may determine, based on its own due diligence and investment procedures, that NAV per share does not represent fair value. In such circumstances, Blackstone will estimate the fair value in good faith and in a manner that it reasonably chooses, in accordance with the requirements of GAAP.

The terms of the investee’s investment generally provide for minimum holding periods or lock-ups, the institution of gates on redemptions or the suspension of redemptions or an ability to side pocket investments, at the discretion of the investee’s fund manager, and as a result, investments may not be redeemable at, or within three months of, the reporting date.

Security and loan transactions are recorded on a trade date basis.

#### **Equity Method Investments**

Investments in which Blackstone is deemed to exert significant influence, but not control, are accounted for using the equity method of accounting except in cases where the fair value option has been elected. Blackstone has significant influence over all Blackstone Funds in which it invests but does not consolidate. Therefore, its investments in such Blackstone Funds, which generally include both a proportionate and disproportionate allocation of the profits and losses (as is the case with funds that include a Performance Allocation), are accounted for under the equity method. Under the equity method of accounting, Blackstone’s share of earnings (losses) from equity method investments is included in Investment Income (Loss) in the Consolidated Statements of Operations.

In cases where Blackstone’s equity method investments provide for a disproportionate allocation of the profits and losses (as is the case with funds that include a Performance Allocation), Blackstone’s share of earnings (losses) from equity method investments is determined using a balance sheet approach referred to as the hypothetical liquidation at book value (“HLBV”) method. Under the HLBV method, at the end of each reporting period, Blackstone calculates the Accrued Performance Allocations that would be due to Blackstone for each fund pursuant to the fund agreements as if the fair value of the underlying investments were realized as of such date, irrespective of whether such amounts have been realized. As the fair value of underlying investments varies between reporting periods, it is necessary to make adjustments to amounts recorded as Accrued Performance Allocations to reflect either (a) positive performance resulting in an increase in the Accrued Performance Allocation to the general partner, or (b) negative performance that would cause the amount due to Blackstone to be less than the amount previously recognized as revenue, resulting in a negative adjustment to the Accrued

**Blackstone Inc.**  
**Notes to Consolidated Financial Statements—Continued**  
**(All Dollars are in Thousands, Except Share and Per Share Data, Except Where Noted)**

---

Performance Allocation to the general partner. In each scenario, it is necessary to calculate the Accrued Performance Allocation on cumulative results compared to the Accrued Performance Allocation recorded to date and make the required positive or negative adjustments. Blackstone ceases to record negative Performance Allocations once previously Accrued Performance Allocations for such fund have been fully reversed. Blackstone is not obligated to pay guaranteed returns or hurdles, and therefore, cannot have negative Performance Allocations over the life of a fund. The carrying amounts of equity method investments are reflected in Investments in the Consolidated Statements of Financial Condition.

Strategic Partners' results presented in Blackstone's consolidated financial statements are reported on a three-month lag from Strategic Partners' fund financial statements, which report the performance of underlying investments generally on a same quarter basis, if available. Therefore, Strategic Partners' results presented herein do not reflect the impact of economic and market activity in the current quarter. Current quarter market activity of Strategic Partners' underlying investments is expected to affect Blackstone's reported results in upcoming periods.

#### **Cash and Cash Equivalents**

Cash and Cash Equivalents represents cash on hand, cash held in banks, money market funds and liquid investments with original maturities of three months or less. Interest income from cash and cash equivalents is recorded in Interest and Dividend Revenue in the Consolidated Statements of Operations.

#### **Cash Held by Blackstone Funds and Other**

Cash Held by Blackstone Funds and Other represents cash and cash equivalents held by consolidated Blackstone Funds and other consolidated entities. Such amounts are not available to fund the general liquidity needs of Blackstone.

#### **Accounts Receivable and Due from Affiliates**

Accounts Receivable and Due from Affiliates is comprised of management and incentive fees receivable from limited partners, receivables from managed investment vehicles and portfolio companies, placement and advisory fees receivables, receivables relating to unsettled sale transactions and loans extended to affiliates and to unaffiliated third parties. Accounts Receivable, excluding those for which the fair value option has been elected, are assessed periodically for collectability. Amounts determined to be uncollectible are charged directly to General, Administrative and Other Expenses in the Consolidated Statements of Operations.

#### **Intangibles and Goodwill**

Blackstone's intangible assets consist of contractual rights to earn future fee income, including management and advisory fees, Incentive Fees and Performance Allocations. Identifiable finite-lived intangible assets are amortized on a straight-line basis over their estimated useful lives, ranging from three to twenty years, reflecting the contractual lives of such assets. Amortization expense is included within General, Administrative and Other in the Consolidated Statements of Operations. Intangible assets are reviewed for impairment when events or changes in circumstances indicate that the carrying amount may not be recoverable.

Goodwill comprises goodwill arising from the contribution and reorganization of Blackstone's predecessor entities in 2007 immediately prior to its initial public offering ("IPO") and the acquisitions of GSO Capital Partners LP in 2008, Strategic Partners in 2013, Harvest Fund Advisors LLC in 2017, Clarus Ventures LLC in 2018 and DCI LLC in 2020. Goodwill is reviewed for impairment at least annually utilizing a qualitative or quantitative approach, and more frequently if circumstances indicate impairment may have occurred. The impairment testing for goodwill under the qualitative approach is based first on a qualitative assessment to determine if it is more likely than not that the fair value of Blackstone's operating segments is less than their respective carrying values.

**Blackstone Inc.**  
**Notes to Consolidated Financial Statements—Continued**  
**(All Dollars are in Thousands, Except Share and Per Share Data, Except Where Noted)**

---

The operating segments are considered the reporting units for testing the impairment of goodwill. If it is determined that it is more likely than not that an operating segment's fair value is less than its carrying value or when the quantitative approach is used, an impairment loss is recognized to the extent by which the carrying value exceeds the fair value, not to exceed the total amount of goodwill allocated to that reporting unit.

**Furniture, Equipment and Leasehold Improvements**

Furniture, equipment and leasehold improvements consist primarily of leasehold improvements, furniture, fixtures and equipment, computer hardware and software and are recorded at cost less accumulated depreciation and amortization. Depreciation and amortization are calculated using the straight-line method over the assets' estimated useful economic lives, which for leasehold improvements, furniture and fittings and other fixed assets were the lesser of the lease term or the life of the asset, the lesser of seven years or the lease term, or three to five years, respectively. Blackstone evaluates long-lived assets for impairment whenever events or changes in circumstances indicate that the carrying amount may not be recoverable.

**Foreign Currency**

In the normal course of business, Blackstone may enter into transactions denominated in currencies other than United States dollars. Foreign exchange gains and losses arising on such transactions are recorded as Other Revenue in the Consolidated Statements of Operations. Foreign currency transaction gains and losses arising within consolidated Blackstone Funds are recorded in Net Gains (Losses) from Fund Investment Activities. In addition, Blackstone consolidates a number of entities that have a non-U.S. dollar functional currency. Non-U.S. dollar denominated assets and liabilities are translated to U.S. dollars at the exchange rate prevailing at the reporting date and income, expenses, gains and losses are translated at the prevailing exchange rate on the dates that they were recorded. Cumulative translation adjustments arising from the translation of non-U.S. dollar denominated operations are recorded in Other Comprehensive Income and allocated to Non-Controlling Interests in Consolidated Entities and Non-Controlling Interests in Blackstone Holdings, as applicable.

**Comprehensive Income**

Comprehensive Income consists of Net Income and Other Comprehensive Income. Blackstone's Other Comprehensive Income is comprised of foreign currency cumulative translation adjustments.

**Compensation and Benefits**

*Compensation and Benefits — Compensation* — Compensation consists of (a) salary and bonus, and benefits paid and payable to employees and senior managing directors and (b) equity-based compensation associated with the grants of equity-based awards to employees and senior managing directors. Compensation cost relating to the issuance of equity-based awards to senior managing directors and employees is measured at fair value at the grant date, and expensed over the vesting period on a straight-line basis, taking into consideration expected forfeitures, except in the case of (a) equity-based awards that do not require future service, which are expensed immediately, and (b) certain awards to recipients that meet criteria making them eligible for retirement (allowing such recipient to keep a percentage of those awards upon departure from Blackstone after becoming eligible for retirement), for which the expense for the portion of the award that would be retained in the event of retirement is either expensed immediately or amortized to the retirement date. Cash settled equity-based awards and awards settled in a variable number of shares are classified as liabilities and are remeasured at the end of each reporting period.

*Compensation and Benefits — Incentive Fee Compensation* — Incentive Fee Compensation consists of compensation paid based on Incentive Fees.

**Blackstone Inc.**  
**Notes to Consolidated Financial Statements—Continued**  
**(All Dollars are in Thousands, Except Share and Per Share Data, Except Where Noted)**

---

*Compensation and Benefits — Performance Allocations Compensation* — Performance Allocation Compensation consists of compensation paid based on Performance Allocations (which may be distributed in cash or in-kind). Such compensation expense is subject to both positive and negative adjustments. Performance Allocations Compensation is generally based on the performance of individual investments held by a fund rather than on a fund by fund basis. These amounts may also include allocations of investment income from Blackstone’s principal investments, to senior managing directors and employees participating in certain profit sharing initiatives.

**Non-Controlling Interests in Consolidated Entities**

Non-Controlling Interests in Consolidated Entities represent the component of Equity in general partner entities and consolidated Blackstone Funds held by third-party investors and employees. The percentage interests in consolidated Blackstone Funds held by third parties and employees is adjusted for general partner allocations and by subscriptions and redemptions in funds of hedge funds and certain credit-focused funds which occur during the reporting period. Income (Loss) and other comprehensive income, if applicable, arising from the respective entities is allocated to non-controlling interests in consolidated entities based on the relative ownership interests of third-party investors and employees after considering any contractual arrangements that govern the allocation of income (loss) such as fees allocable to Blackstone Inc.

**Redeemable Non-Controlling Interests in Consolidated Entities**

Investors in certain consolidated vehicles may be granted redemption rights that allow for quarterly or monthly redemption, as outlined in the relevant governing documents. Such redemption rights may be subject to certain limitations, including limits on the aggregate amount of interests that may be redeemed in a given period, may only allow for redemption following the expiration of a specified period of time, or may be withdrawn subject to a redemption fee during the period when capital may not be withdrawn. As a result, amounts relating to third-party interests in such consolidated vehicles are presented as Redeemable Non-Controlling Interests in Consolidated Entities within the Consolidated Statements of Financial Condition. When redeemable amounts become legally payable to investors, they are classified as a liability and included in Accounts Payable, Accrued Expenses and Other Liabilities in the Consolidated Statements of Financial Condition. For all consolidated vehicles in which redemption rights have not been granted, non-controlling interests are presented within Equity in the Consolidated Statements of Financial Condition as Non-Controlling Interests in Consolidated Entities.

**Non-Controlling Interests in Blackstone Holdings**

Non-Controlling Interests in Blackstone Holdings represent the component of Equity in the consolidated Blackstone Holdings Partnerships held by Blackstone personnel and others who are limited partners of the Blackstone Holdings Partnerships.

Certain costs and expenses are borne directly by the Holdings Partnerships. Income (Loss), excluding those costs directly borne by and attributable to the Holdings Partnerships, is attributable to Non-Controlling Interests in Blackstone Holdings. This residual attribution is based on the year to date average percentage of Blackstone Holdings Partnership Units and unvested participating Holdings Partnership Units held by Blackstone personnel and others who are limited partners of the Blackstone Holdings Partnerships. Unvested participating Holdings Partnership Units are excluded from the attribution in periods of loss as they are not contractually obligated to share in losses of the Holdings Partnerships.

**Other Income**

Net Gains (Losses) from Fund Investment Activities in the Consolidated Statements of Operations include net realized gains (losses) from realizations and sales of investments, the net change in unrealized gains (losses) resulting from changes in the fair value of investments and interest income and expense and dividends attributable to the consolidated Blackstone Funds’ investments.



**Blackstone Inc.**  
**Notes to Consolidated Financial Statements—Continued**  
**(All Dollars are in Thousands, Except Share and Per Share Data, Except Where Noted)**

---

Expenses incurred by consolidated Blackstone funds are separately presented within Fund Expenses in the Consolidated Statements of Operations.

Other Income also includes amounts attributable to the Reduction of the Tax Receivable Agreement Liability. See Note 14. “Income Taxes — Other Income — Change in the Tax Receivable Agreement Liability” for additional information.

**Income Taxes**

Blackstone Inc. is a corporation for U.S. federal income tax purposes and thus is subject to U.S. federal, state and local income taxes on Blackstone’s share of taxable income. The Blackstone Holdings Partnerships and certain of their subsidiaries operate in the U.S. as partnerships for U.S. federal income tax purposes and generally as corporate entities in non-U.S. jurisdictions. Accordingly, these entities in some cases are subject to New York City unincorporated business taxes or non-U.S. income taxes. In addition, certain of the wholly owned subsidiaries of Blackstone and the Blackstone Holdings Partnerships will be subject to federal, state and local corporate income taxes at the entity level and the related tax provision attributable to Blackstone’s share of this income tax is reflected in the consolidated financial statements. Cash paid for transferrable tax credits is reflected in Payments for Income Taxes in the Consolidated Statements of Cash Flows.

***Provision for Income Taxes***

Income taxes are provided for using the asset and liability method under which deferred tax assets and liabilities are recognized for temporary differences between the financial reporting and tax bases of assets and liabilities, resulting in all pretax amounts being appropriately tax effected in the period, irrespective of which tax return year items will be reflected. Blackstone reports interest expense and tax penalties related to income tax matters in provision for income taxes.

***Deferred Income Taxes***

Deferred income taxes reflect the net tax effects of temporary differences between the financial reporting and tax bases of assets and liabilities. These temporary differences result in taxable or deductible amounts in future years and are measured using the tax rates and laws that will be in effect when such differences are expected to reverse. Valuation allowances are established to reduce the deferred tax assets to the amount that is more likely than not to be realized. Deferred tax assets are separately stated, and deferred tax liabilities are included in Accounts Payable, Accrued Expenses, and Other Liabilities in the consolidated financial statements.

***Unrecognized Tax Benefits***

Blackstone recognizes tax positions in the consolidated financial statements when it is more likely than not that the position will be sustained on examination by the relevant taxing authority based on the technical merits of the position. A position that meets this standard is measured at the largest amount of benefit that will more likely than not be realized on settlement. A liability is established for differences between positions taken in the return and amounts recognized in the consolidated financial statements. Accrued interest and penalties related to unrecognized tax benefits are reported on the related liability line in the consolidated financial statements.

**Blackstone Inc.**  
**Notes to Consolidated Financial Statements—Continued**  
**(All Dollars are in Thousands, Except Share and Per Share Data, Except Where Noted)**

---

**Net Income (Loss) Per Share of Common Stock**

Basic Income (Loss) Per Share of Common Stock is calculated by dividing Net Income (Loss) Attributable to Blackstone Inc. by the weighted-average shares of common stock, unvested participating shares of common stock outstanding for the period and vested deferred restricted shares of common stock that have been earned for which issuance of the related shares of common stock is deferred until future periods. Diluted Income (Loss) Per Share of Common Stock reflects the impact of all dilutive securities. Unvested participating shares of common stock are excluded from the computation in periods of loss as they are not contractually obligated to share in losses.

Blackstone applies the treasury stock method to determine the dilutive weighted-average common shares outstanding for certain equity-based compensation awards. Blackstone applies the “if-converted” method to the Blackstone Holdings Partnership Units to determine the dilutive impact, if any, of the exchange right included in the Blackstone Holdings Partnership Units. Blackstone applies the contingently issuable share model to contracts that may require the issuance of shares.

**Reverse Repurchase and Repurchase Agreements**

Securities purchased under agreements to resell (“reverse repurchase agreements”) and securities sold under agreements to repurchase (“repurchase agreements”), generally comprised of U.S. and non-U.S. government and agency securities, asset backed securities and corporate debt, represent collateralized financing transactions. Such transactions are recorded within Accounts Payable, Accrued Expenses and Other Liabilities in the Consolidated Statements of Financial Condition at their contractual amounts and include accrued interest. The carrying value of reverse repurchase and repurchase agreements approximates fair value.

Blackstone manages credit exposure arising from reverse repurchase agreements and repurchase agreements by, in appropriate circumstances, entering into master netting agreements and collateral arrangements with counterparties that provide Blackstone, in the event of a counterparty default, the right to liquidate collateral and the right to offset a counterparty’s rights and obligations.

Blackstone takes possession of securities purchased under reverse repurchase agreements and is permitted to repledge, deliver or otherwise use such securities. Blackstone also pledges its financial instruments to counterparties to collateralize repurchase agreements. Financial instruments pledged that can be repledged, delivered or otherwise used by the counterparty are recorded in Investments in the Consolidated Statements of Financial Condition. Additional disclosures relating to repurchase agreements are included in Note 9. “Repurchase Agreements.”

Blackstone does not offset assets and liabilities relating to reverse repurchase agreements and repurchase agreements in its Consolidated Statements of Financial Condition. Additional disclosures relating to offsetting are discussed in Note 11. “Offsetting of Assets and Liabilities.”

**Securities Sold, Not Yet Purchased**

Securities Sold, Not Yet Purchased consist of equity and debt securities that Blackstone has borrowed and sold. Blackstone is required to “cover” its short sale in the future by purchasing the security at prevailing market prices and delivering it to the counterparty from which it borrowed the security. Blackstone is exposed to loss in the event that the price at which a security may have to be purchased to cover a short sale exceeds the price at which the borrowed security was sold short.

Securities Sold, Not Yet Purchased are recorded at fair value within Accounts Payable, Accrued Expenses and Other Liabilities in the Consolidated Statements of Financial Condition.

**Blackstone Inc.**  
**Notes to Consolidated Financial Statements—Continued**  
**(All Dollars are in Thousands, Except Share and Per Share Data, Except Where Noted)**

---

### **Derivative Instruments**

Blackstone recognizes all derivatives as assets or liabilities on its Consolidated Statements of Financial Condition at fair value. On the date Blackstone enters into a derivative contract, it designates and documents each derivative contract as one of the following: (a) a hedge of a recognized asset or liability (“fair value hedge”), (b) a hedge of a forecasted transaction or of the variability of cash flows to be received or paid related to a recognized asset or liability (“cash flow hedge”), (c) a hedge of a net investment in a foreign operation, or (d) a derivative instrument not designated as a hedging instrument (“freestanding derivative”).

For freestanding derivative contracts, Blackstone presents changes in fair value in current period earnings. Changes in the fair value of derivative instruments held by consolidated Blackstone Funds are reflected in Net Gains (Losses) from Fund Investment Activities or, where derivative instruments are held by Blackstone, within Investment Income (Loss) in the Consolidated Statements of Operations. The fair value of freestanding derivative assets of the consolidated Blackstone Funds are recorded within Investments, the fair value of freestanding derivative assets that are not part of the consolidated Blackstone Funds are recorded within Other Assets and the fair value of freestanding derivative liabilities are recorded within Accounts Payable, Accrued Expenses and Other Liabilities in the Consolidated Statements of Financial Condition.

Blackstone has elected to not offset derivative assets and liabilities or financial assets in its Consolidated Statements of Financial Condition, including cash, that may be received or paid as part of collateral arrangements, even when an enforceable master netting agreement is in place that provides Blackstone, in the event of counterparty default, the right to liquidate collateral and the right to offset a counterparty’s rights and obligations.

Blackstone’s other disclosures regarding derivative financial instruments are discussed in Note 5. “Derivative Financial Instruments.”

Blackstone’s disclosures regarding offsetting are discussed in Note 11. “Offsetting of Assets and Liabilities.”

### **Leases**

Blackstone determines if an arrangement is a lease at inception of the arrangement. Blackstone primarily enters into operating leases, as the lessee, for office space. Operating leases are included in Right-of-Use (“ROU”) Assets and Operating Lease Liabilities in the Consolidated Statement of Financial Condition. ROU Assets and Operating Lease Liabilities are recognized based on the present value of the future minimum lease payments over the lease term at the commencement date. Blackstone determines the present value of the lease payments using an incremental borrowing rate based on information available at the inception date. Leases may include options to extend or terminate the lease which are included in the ROU Assets and Operating Lease Liability when they are reasonably certain of exercise.

Certain leases include lease and nonlease components, which are accounted for as one single lease component. Occupancy lease agreements, in addition to contractual rent payments, generally include additional payments for certain costs incurred by the landlord, such as building expenses and utilities. To the extent these are fixed or determinable, they are included as part of the minimum lease payments used to measure the Operating Lease Liability. Operating lease expense associated with minimum lease payments is recognized on a straight-line basis over the lease term. When additional payments are based on usage or vary based on other factors, they are expensed when incurred as variable lease expense.

Minimum lease payments for leases with an initial term of twelve months or less are not recorded on the Consolidated Statement of Financial Condition. Blackstone recognizes lease expense for these leases on a straight-line basis over the lease term.

**Blackstone Inc.**  
**Notes to Consolidated Financial Statements—Continued**  
**(All Dollars are in Thousands, Except Share and Per Share Data, Except Where Noted)**

Additional disclosures relating to leases are discussed in Note 13. “Leases.”

**Affiliates**

Blackstone considers its Founder, senior managing directors, employees, the Blackstone Funds and the portfolio companies to be affiliates.

**Dividends**

Dividends are reflected in the consolidated financial statements when declared.

**Recent Accounting Developments**

In June 2022, the Financial Accounting Standards Board issued amended guidance addressing certain sale restrictions on equity securities measured at fair value. The guidance requires that reporting entities not consider contractual sale restrictions that prohibit the sale of equity securities when measuring fair value and introduces new disclosure requirements for equity securities subject to contractual sale restrictions. The new guidance was effective for Blackstone beginning January 1, 2024, was adopted on a prospective basis and did not result in a change in measurement of equity securities upon adoption. Related disclosures are included within the consolidated financial statements.

**3. Goodwill and Intangible Assets**

The carrying value of Goodwill was \$1.9 billion as of December 31, 2024 and 2023. At December 31, 2024 and 2023, Blackstone determined there was no evidence of Goodwill impairment.

At December 31, 2024 and 2023, Goodwill has been allocated to each of Blackstone’s four segments as follows: Real Estate (\$421.7 million), Private Equity (\$870.0 million), Credit & Insurance (\$366.7 million) and Multi-Asset Investing (\$231.8 million).

Intangible Assets, Net consists of the following:

	December 31,	
	2024	2023
Finite-Lived Intangible Assets/Contractual Rights	\$ 1,769,372	\$ 1,769,372
Accumulated Amortization	(1,604,129)	(1,568,164)
Intangible Assets, Net	<u>\$ 165,243</u>	<u>\$ 201,208</u>

Changes in Blackstone’s Intangible Assets, Net consists of the following:

	Year Ended December 31,		
	2024	2023	2022
Balance, Beginning of Year	\$ 201,208	\$ 217,287	\$ 284,384
Amortization Expense	(35,965)	(40,075)	(67,097)
Acquisitions	—	23,996	—
Balance, End of Year	<u>\$ 165,243</u>	<u>\$ 201,208</u>	<u>\$ 217,287</u>

Amortization of Intangible Assets held at December 31, 2024 is expected to be \$35.9 million, \$35.7 million, \$34.6 million, \$17.8 million and \$16.6 million for each of the years ending December 31, 2025, 2026, 2027, 2028 and 2029, respectively. Blackstone’s Intangible Assets as of December 31, 2024 are expected to amortize over a weighted-average period of 5.3 years.

**Blackstone Inc.**  
**Notes to Consolidated Financial Statements—Continued**  
**(All Dollars are in Thousands, Except Share and Per Share Data, Except Where Noted)**

**4. Investments**

Investments consist of the following:

	December 31,	
	2024	2023
Investments of Consolidated Blackstone Funds	\$ 3,890,732	\$ 4,319,483
Equity Method Investments		
Partnership Investments	6,546,728	5,924,275
Accrued Performance Allocations	12,397,366	10,775,355
Corporate Treasury Investments	1,147,328	803,870
Other Investments	5,818,412	4,323,639
	<u>\$29,800,566</u>	<u>\$26,146,622</u>

Blackstone's share of Investments of Consolidated Blackstone Funds totaled \$439.7 million and \$1.0 billion at December 31, 2024 and December 31, 2023, respectively.

Where appropriate, the accounting for Blackstone's investments incorporates the changes in fair value of those investments as determined under GAAP. The significant inputs and assumptions required to determine the change in fair value of the investments of Consolidated Blackstone Funds, Corporate Treasury Investments and Other Investments are discussed in more detail in Note 7. "Fair Value Measurements of Financial Instruments."

**Investments of Consolidated Blackstone Funds**

The following table presents the Realized and Net Change in Unrealized Gains (Losses) on investments held by the consolidated Blackstone Funds and a reconciliation to Other Income (Loss) — Net Gains (Losses) from Fund Investment Activities in the Consolidated Statements of Operations:

	Year Ended December 31,		
	2024	2023	2022
Realized Gains (Losses)	\$(19,139)	\$ (42,756)	\$ 99,457
Net Change in Unrealized Gains (Losses)	92,834	(80,416)	(264,204)
Realized and Net Change in Unrealized Gains (Losses) from Consolidated Blackstone Funds	73,695	(123,172)	(164,747)
Interest and Dividend Revenue, Foreign Exchange Gains and Other Gains			
Attributable to Consolidated Blackstone Funds	16,389	66,371	59,605
Other Income (Loss) — Net Gains (Losses) from Fund Investment Activities	<u>\$ 90,084</u>	<u>\$ (56,801)</u>	<u>\$(105,142)</u>

**Equity Method Investments**

Blackstone's equity method investments include Partnership Investments, which represent the pro-rata investments, and any associated Accrued Performance Allocations, in Blackstone Funds, excluding any equity method investments for which the fair value option has been elected. Blackstone evaluates each of its equity method investments, excluding Accrued Performance Allocations, to determine if any were significant as defined by guidance from the United States Securities and Exchange Commission. As of and for the years ended December 31, 2024, 2023 and 2022, no individual equity method investment held by Blackstone met the significance criteria.

**Blackstone Inc.**  
**Notes to Consolidated Financial Statements—Continued**  
**(All Dollars are in Thousands, Except Share and Per Share Data, Except Where Noted)**

**Partnership Investments**

Blackstone recognized net gains related to its Partnership Investments accounted for under the equity method of \$605.4 million, \$245.8 million and \$292.1 million for the years ended December 31, 2024, 2023 and 2022, respectively.

The summarized financial information of Blackstone’s equity method investments for December 31, 2024 are as follows:

	December 31, 2024 and the Year Then Ended				Total
	Real Estate	Private Equity	Credit & Insurance	Multi-Asset Investing	
<b>Statement of Financial Condition</b>					
<b>Assets</b>					
Investments	\$270,306,524	\$226,288,905	\$120,658,563	\$33,758,058	\$651,012,050
Other Assets	14,990,868	7,948,890	6,511,331	2,409,862	31,860,951
<b>Total Assets</b>	<u>\$285,297,392</u>	<u>\$234,237,795</u>	<u>\$127,169,894</u>	<u>\$36,167,920</u>	<u>\$682,873,001</u>
<b>Liabilities and Equity</b>					
Debt	\$112,085,824	\$ 27,581,552	\$ 49,403,806	\$ 266,931	\$189,338,113
Other Liabilities	6,752,800	3,773,648	4,680,341	645,001	15,851,790
<b>Total Liabilities</b>	<u>118,838,624</u>	<u>31,355,200</u>	<u>54,084,147</u>	<u>911,932</u>	<u>205,189,903</u>
Equity	166,458,768	202,882,595	73,085,747	35,255,988	477,683,098
<b>Total Liabilities and Equity</b>	<u>\$285,297,392</u>	<u>\$234,237,795</u>	<u>\$127,169,894</u>	<u>\$36,167,920</u>	<u>\$682,873,001</u>
<b>Statement of Operations</b>					
Interest Income	\$ 4,539,867	\$ 697,624	\$ 9,567,357	\$ 204,281	\$ 15,009,129
Other Income	10,702,305	2,618,913	1,151,506	10,959	14,483,683
Interest Expense	(7,581,761)	(1,718,896)	(2,913,721)	(10,922)	(12,225,300)
Other Expenses	(11,570,892)	(2,223,931)	(2,020,440)	(153,459)	(15,968,722)
Net Realized and Unrealized Gain (Loss) from					
Investments	(4,805,753)	23,076,302	2,056,892	3,621,672	23,949,113
<b>Net Income (Loss)</b>	<u>\$ (8,716,234)</u>	<u>\$ 22,450,012</u>	<u>\$ 7,841,594</u>	<u>\$ 3,672,531</u>	<u>\$ 25,247,903</u>

**Blackstone Inc.**  
**Notes to Consolidated Financial Statements—Continued**  
**(All Dollars are in Thousands, Except Share and Per Share Data, Except Where Noted)**

The summarized financial information of Blackstone’s equity method investments for December 31, 2023 are as follows:

	December 31, 2023 and the Year Then Ended				Total
	Real Estate	Private Equity	Credit & Insurance	Multi-Asset Investing	
<b>Statement of Financial Condition</b>					
<b>Assets</b>					
Investments	\$283,919,193	\$196,798,070	\$91,574,839	\$30,667,406	\$602,959,508
Other Assets	12,496,703	5,514,318	4,995,562	4,354,754	27,361,337
<b>Total Assets</b>	<b><u>\$296,415,896</u></b>	<b><u>\$202,312,388</u></b>	<b><u>\$96,570,401</u></b>	<b><u>\$35,022,160</u></b>	<b><u>\$630,320,845</u></b>
<b>Liabilities and Equity</b>					
Debt	\$113,462,431	\$ 22,205,324	\$37,327,026	\$ 179,610	\$173,174,391
Other Liabilities	7,365,824	2,791,378	4,008,215	3,145,046	17,310,463
<b>Total Liabilities</b>	<b><u>120,828,255</u></b>	<b><u>24,996,702</u></b>	<b><u>41,335,241</u></b>	<b><u>3,324,656</u></b>	<b><u>190,484,854</u></b>
Equity	175,587,641	177,315,686	55,235,160	31,697,504	439,835,991
<b>Total Liabilities and Equity</b>	<b><u>\$296,415,896</u></b>	<b><u>\$202,312,388</u></b>	<b><u>\$96,570,401</u></b>	<b><u>\$35,022,160</u></b>	<b><u>\$630,320,845</u></b>
<b>Statement of Operations</b>					
Interest Income	\$ 4,673,775	\$ 1,779,971	\$ 8,890,426	\$ 20,995	\$ 15,365,167
Other Income	10,786,480	1,130,841	324,061	382,840	12,624,222
Interest Expense	(6,614,272)	(1,340,522)	(2,583,654)	(5,872)	(10,544,320)
Other Expenses	(11,705,874)	(2,631,916)	(1,691,066)	(273,193)	(16,302,049)
Net Realized and Unrealized Gain (Loss) from					
Investments	(7,330,220)	12,955,425	1,124,916	2,579,602	9,329,723
<b>Net Income (Loss)</b>	<b><u>\$ (10,190,111)</u></b>	<b><u>\$ 11,893,799</u></b>	<b><u>\$ 6,064,683</u></b>	<b><u>\$ 2,704,372</u></b>	<b><u>\$ 10,472,743</u></b>

**Blackstone Inc.**  
**Notes to Consolidated Financial Statements—Continued**  
**(All Dollars are in Thousands, Except Share and Per Share Data, Except Where Noted)**

The summarized financial information of Blackstone’s equity method investments for December 31, 2022 are as follows:

	December 31, 2022 and the Year Then Ended				Total
	Real Estate	Private Equity	Credit & Insurance	Multi-Asset Investing	
<b>Statement of Financial Condition</b>					
<b>Assets</b>					
Investments	\$295,985,447	\$190,972,309	\$87,362,311	\$29,969,945	\$604,290,012
Other Assets	13,601,083	3,529,890	6,345,260	3,743,263	27,219,496
<b>Total Assets</b>	<b>\$309,586,530</b>	<b>\$194,502,199</b>	<b>\$93,707,571</b>	<b>\$33,713,208</b>	<b>\$631,509,508</b>
<b>Liabilities and Equity</b>					
Debt	\$118,075,949	\$ 23,197,140	\$39,049,599	\$ 244,796	\$180,567,484
Other Liabilities	7,735,780	2,187,967	5,644,625	1,215,788	16,784,160
<b>Total Liabilities</b>	<b>125,811,729</b>	<b>25,385,107</b>	<b>44,694,224</b>	<b>1,460,584</b>	<b>197,351,644</b>
Equity	183,774,801	169,117,092	49,013,347	32,252,624	434,157,864
<b>Total Liabilities and Equity</b>	<b>\$309,586,530</b>	<b>\$194,502,199</b>	<b>\$93,707,571</b>	<b>\$33,713,208</b>	<b>\$631,509,508</b>
<b>Statement of Operations</b>					
Interest Income	\$ 2,917,115	\$ 2,017,933	\$ 5,764,150	\$ 11,052	\$ 10,710,250
Other Income	9,432,802	1,047,067	690,193	64,156	11,234,218
Interest Expense	(3,644,118)	(761,405)	(1,450,447)	(2,743)	(5,858,713)
Other Expenses	(11,089,520)	(2,246,183)	(1,303,902)	(141,596)	(14,781,201)
Net Realized and Unrealized Gain (Loss) from Investments	7,807,056	2,252,738	(1,330,895)	377,489	9,106,388
<b>Net Income</b>	<b>\$ 5,423,335</b>	<b>\$ 2,310,150</b>	<b>\$ 2,369,099</b>	<b>\$ 308,358</b>	<b>\$ 10,410,942</b>

**Accrued Performance Allocations**

Accrued Performance Allocations to Blackstone were as follows:

	Real Estate	Private Equity	Credit & Insurance	Multi-Asset Investing	Total
Accrued Performance Allocations, December 31, 2023	\$ 2,990,602	\$ 7,093,920	\$ 599,779	\$ 91,054	\$ 10,775,355
Performance Allocations as a Result of Changes in Fund Fair Values	(490,902)	3,801,294	471,043	222,708	4,004,143
Foreign Exchange Gain	5,124	—	—	—	5,124
Fund Distributions	(518,807)	(1,433,278)	(268,973)	(166,198)	(2,387,256)
<b>Accrued Performance Allocations, December 31, 2024</b>	<b>\$ 1,986,017</b>	<b>\$ 9,461,936</b>	<b>\$ 801,849</b>	<b>\$ 147,564</b>	<b>\$ 12,397,366</b>

**Corporate Treasury Investments**

The portion of corporate treasury investments included in Investments represents Blackstone’s investments into primarily fixed income securities, mutual fund interests, and other fund interests. These strategies are managed by a combination of Blackstone personnel and third-party advisors. The following table presents the Realized and Net Change in Unrealized Gains (Losses) on these investments:



**Blackstone Inc.**  
**Notes to Consolidated Financial Statements—Continued**  
**(All Dollars are in Thousands, Except Share and Per Share Data, Except Where Noted)**

	Year Ended December 31,		
	2024	2023	2022
Realized Gains (Losses)	\$ (3,234)	\$ (4,881)	\$(21,511)
Net Change in Unrealized Gains	17,269	17,392	(57,426)
	<u>\$ 14,035</u>	<u>\$12,511</u>	<u>\$(78,937)</u>

**Other Investments**

Other Investments consist of equity method investments where Blackstone has elected the fair value option and other proprietary investment securities held by Blackstone, including equity securities carried at fair value, equity investments without readily determinable fair values, and senior secured and subordinated notes in non-consolidated CLO vehicles. Equity investments without a readily determinable fair value had a carrying value of \$356.3 million as of December 31, 2024. In the period of acquisition and upon remeasurement in connection with an observable transaction, such investments are reported at fair value. See Note 7. "Fair Value Measurements of Financial Instruments" for additional detail. Upward and downward adjustments related to such investments held as of December 31, 2024 were \$20.4 million and \$7.6 million, respectively, during the year ended December 31, 2024, and \$211.3 million and \$12.4 million on a cumulative basis since the inception of the investments, respectively. The following table presents Blackstone's Realized and Net Change in Unrealized Gains (Losses) in Other Investments:

	Year Ended December 31,		
	2024	2023	2022
Realized Gains (Losses)	\$ 6,570	\$(19,346)	\$ 203,327
Net Change in Unrealized Gains (Losses)	436,061	(47,017)	(1,128,244)
	<u>\$442,631</u>	<u>\$(66,363)</u>	<u>\$ (924,917)</u>

**5. Derivative Financial Instruments**

Blackstone and the consolidated Blackstone Funds enter into derivative contracts in the normal course of business to achieve certain risk management objectives and for general investment and business purposes. Blackstone may enter into derivative contracts in order to hedge its interest rate risk exposure against the effects of interest rate changes. Additionally, Blackstone may also enter into derivative contracts in order to hedge its foreign currency risk exposure against the effects of a portion of its non-U.S. dollar denominated currency net investments. As a result of the use of derivative contracts, Blackstone and the consolidated Blackstone Funds are exposed to the risk that counterparties will fail to fulfill their contractual obligations. To mitigate such counterparty risk, Blackstone and the consolidated Blackstone Funds enter into contracts with certain major financial institutions, all of which have investment grade ratings. Counterparty credit risk is evaluated in determining the fair value of derivative instruments.

**Freestanding Derivatives**

Freestanding derivatives are instruments that Blackstone and certain of the consolidated Blackstone Funds have entered into as part of their overall risk management and investment strategies. These derivative contracts are not designated as hedging instruments for accounting purposes. Such contracts may include interest rate swaps, foreign exchange contracts, equity swaps, options, futures and other derivative contracts.

**Blackstone Inc.**  
**Notes to Consolidated Financial Statements—Continued**  
**(All Dollars are in Thousands, Except Share and Per Share Data, Except Where Noted)**

The table below summarizes the aggregate notional amount and fair value of the derivative financial instruments. The notional amount represents the absolute value amount of all outstanding derivative contracts.

	December 31, 2024				December 31, 2023			
	Assets		Liabilities		Assets		Liabilities	
	Notional	Fair Value	Notional	Fair Value	Notional	Fair Value	Notional	Fair Value
<b>Freestanding Derivatives</b>								
Blackstone								
Interest Rate Contracts	\$ 624,740	\$166,126	\$ 600,000	\$ 107,425	\$ 634,840	\$145,798	\$ 607,000	\$ 86,589
Foreign Currency Contracts	239,365	4,030	479,383	14,198	387,102	11,442	334,228	3,538
Credit Default Swaps	—	—	640	10	3,108	479	3,748	508
Total Return Swaps	58,263	10,153	—	—	63,158	13,171	—	—
Equity Options	—	—	1,139,400	938,216	—	—	1,110,490	563,986
	<u>922,368</u>	<u>180,309</u>	<u>2,219,423</u>	<u>1,059,849</u>	<u>1,088,208</u>	<u>170,890</u>	<u>2,055,466</u>	<u>654,621</u>
Investments of Consolidated Blackstone Funds								
Interest Rate Contracts	785,790	13,243	915,215	15,918	855,683	19,189	—	—
	<u>785,790</u>	<u>13,243</u>	<u>915,215</u>	<u>15,918</u>	<u>855,683</u>	<u>19,189</u>	<u>—</u>	<u>—</u>
	<u>\$1,708,158</u>	<u>\$193,552</u>	<u>\$3,134,638</u>	<u>\$1,075,767</u>	<u>\$1,943,891</u>	<u>\$190,079</u>	<u>\$2,055,466</u>	<u>\$654,621</u>

The table below summarizes the impact to the Consolidated Statements of Operations from derivative financial instruments:

	Year Ended December 31,		
	2024	2023	2022
<b>Freestanding Derivatives</b>			
Realized Gains (Losses)			
Interest Rate Contracts	\$ 1,051	\$ 24,291	\$ 15,319
Foreign Currency Contracts	9,193	443	(8,520)
Credit Default Swaps	75	(413)	(231)
Total Return Swaps	21,080	15,775	1,654
	<u>31,399</u>	<u>40,096</u>	<u>8,222</u>
Net Change in Unrealized Gains (Losses)			
Interest Rate Contracts	10,291	(87,177)	167,706
Foreign Currency Contracts	(17,954)	3,288	9,666
Credit Default Swaps	(55)	363	73
Total Return Swaps	(2,837)	6,381	5,290
Equity Options	(374,230)	(515,405)	(48,581)
	<u>(384,785)</u>	<u>(592,550)</u>	<u>134,154</u>
	<u>\$ (353,386)</u>	<u>\$ (552,454)</u>	<u>\$ 142,376</u>

As of December 31, 2024, 2023 and 2022, Blackstone had not designated any derivatives as fair value, cash flow or net investment hedges.

**Blackstone Inc.**  
**Notes to Consolidated Financial Statements—Continued**  
**(All Dollars are in Thousands, Except Share and Per Share Data, Except Where Noted)**

**6. Fair Value Option**

The following table summarizes the financial instruments for which the fair value option has been elected:

	December 31,	
	2024	2023
<b>Assets</b>		
Loans and Receivables	\$ 100,866	\$ 60,738
Equity and Preferred Securities	4,498,617	2,894,302
Debt Securities	63,671	63,486
Assets of Consolidated CLO Vehicles		
Corporate Loans	62,426	938,801
	<u>\$4,725,580</u>	<u>\$3,957,327</u>
<b>Liabilities</b>		
CLO Notes Payable	\$ 87,488	\$ 687,122
Corporate Treasury Commitments	368	1,264
	<u>\$ 87,856</u>	<u>\$ 688,386</u>

**Blackstone Inc.**  
**Notes to Consolidated Financial Statements—Continued**  
**(All Dollars are in Thousands, Except Share and Per Share Data, Except Where Noted)**

The following table presents the Realized and Net Change in Unrealized Gains (Losses) on financial instruments on which the fair value option was elected:

	Year Ended December 31,					
	2024		2023		2022	
	Realized Gains (Losses)	Net Change in Unrealized Gains (Losses)	Realized Gains (Losses)	Net Change in Unrealized Gains (Losses)	Realized Gains (Losses)	Net Change in Unrealized Gains (Losses)
<b>Assets</b>						
Loans and Receivables	\$(4,849)	\$ 12	\$ (8,053)	\$ 4,886	\$(10,733)	\$ (464)
Equity and Preferred Securities	9,431	(48,209)	(1,439)	(122,605)	22,285	(91,338)
Debt Securities	—	(2,694)	—	(3,884)	(22,240)	(19,490)
<b>Assets of Consolidated CLO Vehicles</b>						
Corporate Loans	(3,828)	2,889	(6,063)	8,728	—	—
	<u>\$ 754</u>	<u>\$ (48,002)</u>	<u>\$ (15,555)</u>	<u>\$ (112,875)</u>	<u>\$ (10,688)</u>	<u>\$ (111,292)</u>
<b>Liabilities</b>						
CLO Notes Payable	\$ —	\$ 2,178	\$ —	\$ 282	\$ —	\$ —
Corporate Treasury Commitments	—	896	—	6,880	—	(7,508)
	<u>\$ —</u>	<u>\$ 3,074</u>	<u>\$ —</u>	<u>\$ 7,162</u>	<u>\$ —</u>	<u>\$ (7,508)</u>

The following table presents information for those financial instruments for which the fair value option was elected:

	December 31, 2024			December 31, 2023		
	For Financial Assets Past Due (a)			For Financial Assets Past Due (a)		
	Excess (Deficiency) of Fair Value Over Principal	Fair Value	Excess (Deficiency) of Fair Value Over Principal	Excess (Deficiency) of Fair Value Over Principal	Fair Value	Excess (Deficiency) of Fair Value Over Principal
Loans and Receivables	\$ 2,769	\$ —	\$ —	\$ 675	\$ —	\$ —
Debt Securities	(55,890)	—	—	(52,577)	—	—
<b>Assets of Consolidated CLO Vehicles</b>						
Corporate Loans	(2,478)	1,359	—	(8,751)	1,345	—
	<u>\$ (55,599)</u>	<u>\$ 1,359</u>	<u>\$ —</u>	<u>\$ (60,653)</u>	<u>\$ 1,345</u>	<u>\$ —</u>

(a) Assets are classified as past due if contractual payments are more than 90 days past due.

As of December 31, 2024 and 2023, no Loans and Receivables for which the fair value option was elected were past due or in non-accrual status. As of December 31, 2024 and 2023, there were two Corporate Loans included within the Assets of Consolidated CLO Vehicles for which the fair value option was elected that were past due but was not in non-accrual status.

**Blackstone Inc.**  
**Notes to Consolidated Financial Statements—Continued**  
**(All Dollars are in Thousands, Except Share and Per Share Data, Except Where Noted)**

**7. Fair Value Measurements of Financial Instruments**

**Financial Assets and Liabilities by the Fair Value Hierarchy**

The following tables summarize the valuation of Blackstone's financial assets and liabilities by the fair value hierarchy:

	December 31, 2024				
	Level I	Level II	Level III	NAV (a)	Total
<b>Assets</b>					
Cash and Cash Equivalents	\$ 60,799	\$ —	\$ —	\$ —	\$ 60,799
<b>Investments</b>					
Investments of Consolidated Blackstone Funds					
Equity Securities, Partnerships and LLC Interests (b)	12,076	155,316	3,158,254	473,496	3,799,142
Debt Instruments	—	63,159	15,188	—	78,347
Freestanding Derivatives	—	13,243	—	—	13,243
Total Investments of Consolidated Blackstone Funds	12,076	231,718	3,173,442	473,496	3,890,732
Corporate Treasury Investments	67,729	565,968	450,345	63,286	1,147,328
Other Investments	2,089,838	3,182,353	179,522	6,289	5,458,002
<b>Total Investments</b>	<b>2,169,643</b>	<b>3,980,039</b>	<b>3,803,309</b>	<b>543,071</b>	<b>10,496,062</b>
Accounts Receivable — Loans and Receivables	—	—	100,866	—	100,866
Other Assets — Freestanding Derivatives	—	170,156	10,153	—	180,309
	<u>\$2,230,442</u>	<u>\$4,150,195</u>	<u>\$3,914,328</u>	<u>\$543,071</u>	<u>\$10,838,036</u>
<b>Liabilities</b>					
Loans Payable — CLO Notes Payable	\$ —	\$ 87,488	\$ —	\$ —	\$ 87,488
<b>Accounts Payable, Accrued Expenses and Other Liabilities</b>					
Consolidated Blackstone Funds — Freestanding Derivatives	—	15,918	—	—	15,918
Freestanding Derivatives	—	121,633	938,216	—	1,059,849
Contingent Consideration	—	—	504	—	504
Corporate Treasury Commitments	—	—	368	—	368
Securities Sold, Not Yet Purchased	1,916	—	—	—	1,916
<b>Total Accounts Payable, Accrued Expenses and Other Liabilities</b>	<b>1,916</b>	<b>137,551</b>	<b>939,088</b>	<b>—</b>	<b>1,078,555</b>
	<u>\$ 1,916</u>	<u>\$ 225,039</u>	<u>\$ 939,088</u>	<u>\$ —</u>	<u>\$ 1,166,043</u>

**Blackstone Inc.**  
**Notes to Consolidated Financial Statements—Continued**  
**(All Dollars are in Thousands, Except Share and Per Share Data, Except Where Noted)**

	December 31, 2023				
	Level I	Level II	Level III	NAV	Total
<b>Assets</b>					
Cash and Cash Equivalents	\$ 263,574	\$ —	\$ —	\$ —	\$ 263,574
<b>Investments</b>					
Investments of Consolidated Blackstone Funds					
Equity Securities, Partnerships and LLC Interests (b)	11,118	123,022	2,653,246	558,259	3,345,645
Debt Instruments	—	924,264	30,385	—	954,649
Freestanding Derivatives	—	19,189	—	—	19,189
Total Investments of Consolidated Blackstone Funds	11,118	1,066,475	2,683,631	558,259	4,319,483
Corporate Treasury Investments	72,071	435,430	296,369	—	803,870
Other Investments	1,564,112	2,355,423	223,441	7,275	4,150,251
<b>Total Investments</b>	<b>1,647,301</b>	<b>3,857,328</b>	<b>3,203,441</b>	<b>565,534</b>	<b>9,273,604</b>
Accounts Receivable — Loans and Receivables	—	—	60,738	—	60,738
Other Assets — Freestanding Derivatives	90	157,629	13,171	—	170,890
	<u>\$1,910,965</u>	<u>\$4,014,957</u>	<u>\$3,277,350</u>	<u>\$565,534</u>	<u>\$9,768,806</u>
<b>Liabilities</b>					
Loans Payable — CLO Notes Payable	\$ —	\$ 687,122	\$ —	\$ —	\$ 687,122
<b>Accounts Payable, Accrued Expenses and Other Liabilities</b>					
Freestanding Derivatives	436	90,199	563,986	—	654,621
Contingent Consideration	—	—	387	—	387
Corporate Treasury Commitments	—	—	1,264	—	1,264
Securities Sold, Not Yet Purchased	3,886	—	—	—	3,886
<b>Total Accounts Payable, Accrued Expenses and Other Liabilities</b>	<b>4,322</b>	<b>90,199</b>	<b>565,637</b>	<b>—</b>	<b>660,158</b>
	<u>\$ 4,322</u>	<u>\$ 777,321</u>	<u>\$ 565,637</u>	<u>\$ —</u>	<u>\$1,347,280</u>

LLC Limited Liability Company.

(a) A summary of the investments where the fair value is not readily determinable and NAV is used as a practical expedient as of December 31, 2024 is presented by strategy type below:

Strategy	Fair Value	Unfunded Commitments	Redemption Frequency (if currently eligible)	Redemption Notice Period
Equity	\$421,052	\$ —	(1)	(1)
Real Estate	52,444	—	(2)	(2)
Private Equity	63,286	50,400	(3)	(3)
Other	6,289	—	(4)	(4)
	<u>\$543,071</u>	<u>\$ 50,400</u>		

(1) The Equity category includes investments in hedge funds that invest primarily in domestic and international equity securities. Investments representing 69% of the fair value of the investments in this category may not be redeemed at, or within three months of, the reporting date. Investments representing 31% of the fair value of the investments in this category are redeemable as of the reporting date.

**Blackstone Inc.**  
**Notes to Consolidated Financial Statements—Continued**  
**(All Dollars are in Thousands, Except Share and Per Share Data, Except Where Noted)**

---

- (2) The Real Estate category includes investments in funds that primarily invest in real estate assets. All investments in this category are redeemable as of the reporting date.
  - (3) The Private Equity category includes investments in funds that primarily invest in infrastructure. All investments in these categories may not be redeemed at, or within three months of, the reporting date.
  - (4) Other is composed of the Credit Driven category, the Commodities category and the Diversified Instruments category. The Credit Driven category includes investments in hedge funds that invest primarily in domestic and international bonds. The Commodities category includes investments in commodities-focused funds that primarily invest in futures and physical-based commodity driven strategies. The Diversified Instruments category includes investments in funds that invest across multiple strategies. All investments in these categories may not be redeemed at, or within three months of, the reporting date.
- (b) Equity Securities, Partnership and LLC Interest includes investments in investment funds.

**Equity Securities Subject to Sale Restrictions**

Within Investments of Consolidated Blackstone Funds and Other Investments, Blackstone held equity securities subject to sale restrictions with a fair value of \$630.9 million as of December 31, 2024. The nature of such restrictions are contractual or legal in nature and deemed an attribute of the holder rather than the investment. Contractual restrictions include certain phased restrictions on sale or transfer, underwriter lock-ups and sale or transfer restrictions applicable to certain Investments of Consolidated Blackstone Funds pledged as collateral. Restrictions will generally lapse over time or after a predetermined date and the weighted-average remaining duration of such restrictions is 2.2 years. Level III equity securities included in Investments of Consolidated Blackstone Funds are illiquid and privately negotiated in nature and may also be subject to contractual sale or transfer restrictions including those pursuant to their respective governing or similar agreements. Investments within Other Investments subject to restrictions on sale or transfer as a result of pledge arrangements are discussed in Note 18. “Commitments and Contingencies — Contingencies — Strategic Ventures.”

**Blackstone Inc.**  
**Notes to Consolidated Financial Statements—Continued**  
**(All Dollars are in Thousands, Except Share and Per Share Data, Except Where Noted)**

**Level III Quantitative Inputs and Assumptions**

The following table summarizes the quantitative inputs and assumptions used for items categorized in Level III of the fair value hierarchy as of December 31, 2024. Consistent with presentation in these Notes to Consolidated Financial Statements, this table presents the Level III Investments only of Consolidated Blackstone Funds and therefore does not reflect any other Blackstone Funds.

	Fair Value	Valuation Techniques	Unobservable Inputs	Ranges	Weighted- Average (a)	Impact to Valuation from an Increase in Input
<b>Financial Assets</b>						
Investments of Consolidated Blackstone Funds						
Equity Securities, Partnership and LLC Interests	\$3,158,254	Discounted Cash Flows	Discount Rate	4.2% - 39.1%	10.4%	Lower
			Exit Multiple - EBITDA	4.0x - 30.6x	15.4x	Higher
			Exit Capitalization Rate	3.1% - 15.0%	5.2%	Lower
Debt Instruments	15,188	Third-Party Pricing	n/a			
Total Investments of Consolidated Blackstone Funds	3,173,442					
Corporate Treasury Investments	450,345	Third-Party Pricing	n/a			
		Transaction Price	n/a			
Loans and Receivables	100,866	Discounted Cash Flows	Discount Rate	8.4% - 11.2%	9.3%	Lower
Other Investments (b)	189,675	Discounted Cash Flows	Discount Rate	7.1% - 7.7%	7.4%	Lower
		Third-Party Pricing	n/a			
	<u>\$3,914,328</u>					
<b>Financial Liabilities</b>						
Freestanding Derivatives (c)	\$ 938,216	Option Pricing Model	Volatility	6.0%	n/a	Higher
Other Liabilities (d)	872	Third-Party Pricing	n/a			
		Other	n/a			
	<u>\$ 939,088</u>					



**Blackstone Inc.**  
**Notes to Consolidated Financial Statements—Continued**  
**(All Dollars are in Thousands, Except Share and Per Share Data, Except Where Noted)**

The following table summarizes the quantitative inputs and assumptions used for items categorized in Level III of the fair value hierarchy as of December 31, 2023:

	Fair Value	Valuation Techniques	Unobservable Inputs	Ranges	Weighted-Average (a)	Impact to Valuation from an Increase in Input
<b>Financial Assets</b>						
Investments of Consolidated Blackstone Funds						
Equity Securities, Partnership and LLC Interests	\$2,653,246	Discounted Cash Flows	Discount Rate	3.3% - 38.0%	9.7%	Lower
			Exit Multiple - EBITDA	4.0x - 30.6x	15.0x	Higher
			Exit Capitalization Rate	3.1% - 12.8%	5.1%	Lower
Debt Instruments	30,385	Third-Party Pricing	n/a			
Total Investments of Consolidated Blackstone Funds	2,683,631					
Corporate Treasury Investments	296,369	Discounted Cash Flows	Discount Rate	11.2% - 22.4%	17.1%	Lower
		Transaction Price	n/a			
Loans and Receivables	60,738	Discounted Cash Flows	Discount Rate	8.8% - 14.9%	10.3%	Lower
Other Investments (b)	236,612	Third-Party Pricing	n/a			
		Transaction Price	n/a			
	<u>\$3,277,350</u>					
<b>Financial Liabilities</b>						
Freestanding Derivatives (c)	\$ 563,986	Option Pricing Model	Volatility	6.3%	n/a	Higher
Other Liabilities (d)	1,651	Third-Party Pricing	n/a			
		Other	n/a			
	<u>\$ 565,637</u>					

n/a	Not applicable.
EBITDA	Earnings before interest, taxes, depreciation and amortization.
Exit Multiple	Ranges include the last twelve months EBITDA and forward EBITDA multiples.
Third-Party Pricing	Third-Party Pricing is generally determined on the basis of unadjusted prices between market participants provided by reputable dealers or pricing services.
Transaction Price	Includes recent acquisitions or transactions.
(a)	Unobservable inputs were weighted based on the fair value of the investments included in the range.
(b)	As of December 31, 2024 and 2023, Other Investments includes Level III Freestanding Derivatives.
(c)	The volatility of the historical performance of the underlying reference entity is used to project the expected returns relevant for the fair value of the derivative.
(d)	As of December 31, 2024 and 2023, Other Liabilities includes Level III Contingent Consideration and Level III Corporate Treasury Commitments.

During the year ended December 31, 2024, there have been no changes in valuation techniques within Level II and Level III that have had a material impact on the valuation of financial instruments.

**Blackstone Inc.**  
**Notes to Consolidated Financial Statements—Continued**  
**(All Dollars are in Thousands, Except Share and Per Share Data, Except Where Noted)**

**Rollforward of Level III Financial Assets and Liabilities**

The following tables summarize the changes in financial assets and liabilities measured at fair value for which Blackstone has used Level III inputs to determine fair value and does not include gains or losses that were reported in Level III in prior years or for instruments that were transferred out of Level III prior to the end of the respective reporting period. These tables also exclude financial assets and liabilities measured at fair value on a non-recurring basis. Total realized and unrealized gains and losses recorded for Level III investments are reported in either Investment Income (Loss) or Net Gains (Losses) from Fund Investment Activities in the Consolidated Statements of Operations.

	Level III Financial Assets at Fair Value							
	Year Ended December 31,							
	2024				2023			
	Investments of Consolidated Funds	Loans and Receivables	Other Investments (a)	Total	Investments of Consolidated Funds	Loans and Receivables	Other Investments (a)	Total
Balance, Beginning of Period	\$ 2,683,631	\$ 60,738	\$ 373,024	\$ 3,117,393	\$ 4,249,832	\$ 315,039	\$ 30,971	\$ 4,595,842
Transfer In Due to Consolidation and Acquisition	85,540	—	—	85,540	—	—	—	—
Transfer Out Due to Deconsolidation	(14,237)	—	—	(14,237)	(1,453,837)	—	—	(1,453,837)
Transfer Into Level III (b)	35,547	—	109,347	144,894	28,190	—	898	29,088
Transfer Out of Level III (b)	(35,373)	—	(58)	(35,431)	(18,197)	—	(3,374)	(21,571)
Purchases	694,710	857,245	465,775	2,017,730	294,789	284,002	354,202	932,993
Sales	(214,743)	(784,457)	(307,926)	(1,307,126)	(289,721)	(563,732)	(14,542)	(867,995)
Issuances	—	30,028	—	30,028	—	68,450	—	68,450
Settlements (c)	—	(74,742)	(21,261)	(96,003)	—	(70,419)	(8,252)	(78,671)
Changes in Gains (Losses) Included in Earnings	(61,633)	12,054	5,511	(44,068)	(127,425)	27,398	13,121	(86,906)
<b>Balance, End of Period</b>	<b>\$ 3,173,442</b>	<b>\$ 100,866</b>	<b>\$ 624,412</b>	<b>\$ 3,898,720</b>	<b>\$ 2,683,631</b>	<b>\$ 60,738</b>	<b>\$ 373,024</b>	<b>\$ 3,117,393</b>
Changes in Unrealized Gains (Losses) Included in Earnings Related to Financial Assets Still Held at the Reporting Date	\$ (9,279)	\$ (1,297)	\$ (1,368)	\$ (11,944)	\$ (94,828)	\$ 2,227	\$ 7,725	\$ (84,876)

	Level III Financial Liabilities at Fair Value					
	Year Ended December 31,					
	2024			2023		
	Freestanding Derivatives	Other Liabilities	Total	Freestanding Derivatives	Other Liabilities	Total
Balance, Beginning of Period	\$ 563,986	\$ 1,651	\$ 565,637	\$ 48,581	\$ 8,144	\$ 56,725
Transfer In (Out) Due to Consolidation and Acquisition	—	—	—	—	800	800
Sales	—	—	—	—	(413)	(413)
Changes in Losses (Gains) Included in Earnings	374,230	(779)	373,451	515,405	(6,880)	508,525
<b>Balance, End of Period</b>	<b>\$ 938,216</b>	<b>\$ 872</b>	<b>\$ 939,088</b>	<b>\$ 563,986</b>	<b>\$ 1,651</b>	<b>\$ 565,637</b>
Changes in Unrealized Losses (Gains) Included in Earnings Related to Financial Liabilities Still Held at the Reporting Date	\$ 374,230	\$ (779)	\$ 373,451	\$ 515,405	\$ (6,880)	\$ 508,525

(a) Represents freestanding derivatives, corporate treasury investments and Other Investments.

(b) Transfers in and out of Level III financial assets and liabilities were due to changes in the observability of inputs used in the valuation of such assets and liabilities.

**Blackstone Inc.**  
**Notes to Consolidated Financial Statements—Continued**  
**(All Dollars are in Thousands, Except Share and Per Share Data, Except Where Noted)**

(c) For Freestanding Derivatives included within Other Investments, Settlements includes all ongoing contractual cash payments made or received over the life of the instrument.

**8. Variable Interest Entities**

Pursuant to GAAP consolidation guidance, Blackstone consolidates certain VIEs for which it is the primary beneficiary either directly or indirectly, through a consolidated entity or affiliate. VIEs include certain private equity, real estate, credit-focused or funds of hedge funds entities and CLO vehicles. The purpose of such VIEs is to provide strategy specific investment opportunities for investors in exchange for management and performance-based fees. The investment strategies of the Blackstone Funds differ by product; however, the fundamental risks of the Blackstone Funds are similar, including loss of invested capital and loss of management fees and performance-based fees. In Blackstone's role as general partner, collateral manager or investment adviser, it generally considers itself the sponsor of the applicable Blackstone Fund. Blackstone does not provide performance guarantees and has no other financial obligation to provide funding to consolidated VIEs other than its own capital commitments.

The assets of consolidated variable interest entities may only be used to settle obligations of these entities. In addition, there is no recourse to Blackstone for the consolidated VIEs' liabilities.

Blackstone holds variable interests in certain VIEs which are not consolidated as it is determined that Blackstone is not the primary beneficiary. Blackstone's involvement with such entities is in the form of direct and indirect equity interests and fee arrangements. The maximum exposure to loss represents the loss of assets recognized by Blackstone relating to non-consolidated VIEs and any clawback obligation relating to previously distributed Performance Allocations. Blackstone's maximum exposure to loss relating to non-consolidated VIEs was as follows:

	<u>December 31,</u> <u>2024</u>	<u>December 31,</u> <u>2023</u>
Investments	\$4,537,481	\$3,751,591
Due from Affiliates	242,109	203,187
Potential Clawback Obligation	41,908	72,119
Maximum Exposure to Loss	<u>\$4,821,498</u>	<u>\$4,026,897</u>
Amounts Due to Non-Consolidated VIEs	<u>\$ 855</u>	<u>\$ 223</u>

**9. Repurchase Agreements**

As of December 31, 2024, Blackstone pledged securities with a carrying value of \$6.8 million. As of December 31, 2023, Blackstone had no Repurchase Agreements and hence no pledged securities.

**Blackstone Inc.**  
**Notes to Consolidated Financial Statements—Continued**  
**(All Dollars are in Thousands, Except Share and Per Share Data, Except Where Noted)**

The following table provides information regarding Blackstone’s Repurchase Agreements obligation by type of collateral pledged as of December 31, 2024.

	December 31, 2024				
	Remaining Contractual Maturity of the Agreements				
	Overnight and Continuous	Up to 30 Days	30 - 90 Days	Greater than 90 days	Total
<b>Repurchase Agreements</b>					
Loans	\$ —	\$6,758	\$ —	\$ —	\$6,758
Gross Amount of Recognized Liabilities for Repurchase Agreements in Note 11. “Offsetting of Assets and Liabilities”					\$6,758
Amounts Related to Agreements Not Included in Offsetting Disclosure in Note 11. “Offsetting of Assets and Liabilities”					\$ —

**10. Other Assets**

Other Assets consists of the following:

	December 31,	
	2024	2023
Furniture, Equipment and Leasehold Improvements	\$ 989,518	\$ 937,355
Less: Accumulated Depreciation	(483,200)	(394,602)
Furniture, Equipment and Leasehold Improvements, Net	506,318	542,753
Prepaid Expenses	192,777	207,886
Freestanding Derivatives	180,309	170,890
Other	68,455	23,319
	<u>\$ 947,859</u>	<u>\$ 944,848</u>

Depreciation expense of \$98.8 million, \$94.1 million and \$69.2 million related to furniture, equipment and leasehold improvements for the years ended December 31, 2024, 2023 and 2022, respectively, is included in General, Administrative and Other in the Consolidated Statements of Operations.

**11. Offsetting of Assets and Liabilities**

The following tables present the offsetting of assets and liabilities as of December 31, 2024 and 2023:

	December 31, 2024			
	Gross and Net Amounts of Assets Presented in the Statement of Financial Condition	Gross Amounts Not Offset in the Statement of Financial Condition		Net Amount
		Financial Instruments (a)	Cash Collateral Received	
<b>Assets</b>				
Freestanding Derivatives	\$ 193,552	\$ 122,391	\$ 54,388	\$ 16,773

**Blackstone Inc.**  
**Notes to Consolidated Financial Statements—Continued**  
**(All Dollars are in Thousands, Except Share and Per Share Data, Except Where Noted)**

	December 31, 2024				
	Gross and Net Amounts of Liabilities Presented in the Statement of Financial Condition	Gross Amounts Not Offset in the Statement of Financial Condition			Net Amount
		Financial	Cash Collateral	Net	
		Instruments (a)	Pledged		
<b>Liabilities</b>					
Freestanding Derivatives	\$ 137,551	\$ 125,056	\$ 10	\$ 12,485	
Repurchase Agreements	6,758	6,758	—	—	
	<u>\$ 144,309</u>	<u>\$ 131,814</u>	<u>\$ 10</u>	<u>\$ 12,485</u>	

	December 31, 2023				
	Gross and Net Amounts of Assets Presented in the Statement of Financial Condition	Gross Amounts Not Offset in the Statement of Financial Condition			Net Amount
		Financial	Cash Collateral	Net	
		Instruments (a)	Received		
<b>Assets</b>					
Freestanding Derivatives	\$ 190,079	\$ 107,330	\$ 49,532	\$ 33,217	

	December 31, 2023				
	Gross and Net Amounts of Liabilities Presented in the Statement of Financial Condition	Gross Amounts Not Offset in the Statement of Financial Condition			Net Amount
		Financial	Cash Collateral	Net	
		Instruments (a)	Pledged		
<b>Liabilities</b>					
Freestanding Derivatives	\$ 90,635	\$ 87,777	\$ 625	\$ 2,233	

(a) Amounts presented are inclusive of both legally enforceable master netting agreements and financial instruments received or pledged as collateral. Financial instruments received or pledged as collateral offset derivative counterparty risk exposure, but do not reduce net balance sheet exposure.

Repurchase Agreements and Freestanding Derivative liabilities are included in Accounts Payable, Accrued Expenses and Other Liabilities in the Consolidated Statements of Financial Condition. Freestanding Derivative assets are included in Other Assets in the Consolidated Statements of Financial Condition. See Note 10. "Other Assets" for the components of Other Assets.

**Blackstone Inc.**  
**Notes to Consolidated Financial Statements—Continued**  
**(All Dollars are in Thousands, Except Share and Per Share Data, Except Where Noted)**

---

### **Notional Pooling Arrangements**

Blackstone has notional cash pooling arrangements with financial institutions for cash management purposes. These arrangements allow for cash withdrawals based upon aggregate cash balances on deposit at the same financial institution. Cash withdrawals cannot exceed aggregate cash balances on deposit. The net balance of cash on deposit and overdrafts is used as a basis for calculating net interest expense or income. As of December 31, 2024, the aggregate cash balance on deposit relating to the cash pooling arrangements was \$981.9 million, which was offset and reported net of the accompanying overdraft of \$981.8 million.

### **12. Borrowings**

On December 6, 2024, Blackstone, through its indirect subsidiary Blackstone Reg Finance Co. L.L.C., issued \$750 million aggregate principal amount of senior notes due December 6, 2034 pursuant to a Registration Statement on Form S-3 (the “Registered 2034 Notes”). The Registered 2034 Notes have an interest rate of 5.000% per annum, accruing from December 6, 2024. Interest on the Registered 2034 Notes is payable semi-annually in arrears on June 6 and December 6 of each year commencing on June 6, 2025.

All of Blackstone’s outstanding senior notes as of December 31, 2024 are unsecured and unsubordinated obligations of Blackstone Holdings Finance Co. L.L.C. or Blackstone Reg Finance Co. L.L.C. (together, the “Issuers”), as applicable, both indirect subsidiaries of Blackstone, that are fully and unconditionally guaranteed by Blackstone Inc. and its indirect subsidiaries, Blackstone Holdings I L.P., Blackstone Holdings AI L.P., Blackstone Holdings II L.P., Blackstone Holdings III L.P. and Blackstone Holdings IV L.P. (the “Guarantors”). The guarantees are unsecured and unsubordinated obligations of the Guarantors. Transaction costs related to senior note issuances have been capitalized and are amortized over the life of each respective note.

Blackstone borrows and enters into credit agreements for its general operating and investment purposes and certain Blackstone Funds borrow to meet financing needs of their operating and investing activities. Borrowing facilities have been established for the benefit of selected Blackstone Funds. When a Blackstone Fund borrows from the facility in which it participates, the proceeds from the borrowing are strictly limited for its intended use by the borrowing fund and not available for other Blackstone purposes. Blackstone’s credit facilities consist of the following:

**Blackstone Inc.**  
**Notes to Consolidated Financial Statements—Continued**  
**(All Dollars are in Thousands, Except Share and Per Share Data, Except Where Noted)**

	December 31,					
	2024			2023		
	Credit Available	Borrowing Outstanding	Effective Interest Rate	Credit Available	Borrowing Outstanding	Effective Interest Rate
Revolving Credit Facility (a)	\$ 4,325,000	\$ —	-	\$ 4,325,000	\$ —	—
Blackstone Issued Senior Notes (b)						
2.000%, Due 5/19/2025	310,620	310,620	2.10%	331,170	331,170	2.16%
1.000%, Due 10/5/2026	621,240	621,240	1.13%	662,340	662,340	1.16%
3.150%, Due 10/2/2027	300,000	300,000	3.30%	300,000	300,000	3.30%
5.900%, Due 11/3/2027	600,000	600,000	6.13%	600,000	600,000	6.13%
1.625%, Due 8/5/2028	650,000	650,000	1.79%	650,000	650,000	1.79%
1.500%, Due 4/10/2029	621,240	621,240	1.56%	662,340	662,340	1.60%
2.500%, Due 1/10/2030	500,000	500,000	2.73%	500,000	500,000	2.73%
1.600%, Due 3/30/2031	500,000	500,000	1.71%	500,000	500,000	1.71%
2.000%, Due 1/30/2032	800,000	800,000	2.18%	800,000	800,000	2.18%
2.550%, Due 3/30/2032	500,000	500,000	2.67%	500,000	500,000	2.67%
6.200%, Due 4/22/2033	900,000	900,000	6.33%	900,000	900,000	6.33%
3.500%, Due 6/1/2034	517,700	517,700	3.79%	551,950	551,950	3.90%
5.000%, Due 12/6/2034	750,000	750,000	5.23%	—	—	—
6.250%, Due 8/15/2042	250,000	250,000	6.65%	250,000	250,000	6.65%
5.000%, Due 6/15/2044	500,000	500,000	5.16%	500,000	500,000	5.16%
4.450%, Due 7/15/2045	350,000	350,000	4.56%	350,000	350,000	4.56%
4.000%, Due 10/2/2047	300,000	300,000	4.20%	300,000	300,000	4.20%
3.500%, Due 9/10/2049	400,000	400,000	3.61%	400,000	400,000	3.61%
2.800%, Due 9/30/2050	400,000	400,000	2.88%	400,000	400,000	2.88%
2.850%, Due 8/5/2051	550,000	550,000	2.91%	550,000	550,000	2.91%
3.200%, Due 1/30/2052	1,000,000	1,000,000	3.27%	1,000,000	1,000,000	3.27%
	<u>15,645,800</u>	<u>11,320,800</u>		<u>15,032,800</u>	<u>10,707,800</u>	
Other (c)						
Secured Borrowing, Due 10/27/2033	19,949	19,949	6.94%	19,949	19,949	7.69%
Secured Borrowing, Due 1/29/2035	20,000	20,000	6.94%	20,000	20,000	3.72%
	<u>15,685,749</u>	<u>11,360,749</u>		<u>15,072,749</u>	<u>10,747,749</u>	
Borrowings of Consolidated Blackstone Funds						
CLO Notes Payable (d)	99,419	99,419	8.72%	858,133	858,133	7.57%
	<u>99,419</u>	<u>99,419</u>		<u>858,133</u>	<u>858,133</u>	
	<u>\$15,785,168</u>	<u>\$11,460,168</u>		<u>\$15,930,882</u>	<u>\$11,605,882</u>	

(a) Represents the Revolving Credit Facility of Blackstone, through Blackstone Holdings Finance Co. L.L.C. Interest on the borrowings is based on an adjusted Secured Overnight Finance Rate (“SOFR”) or alternate base rate, in each case plus a margin, and undrawn commitments bear a commitment fee of 0.06%. The margin above adjusted SOFR used to calculate interest on borrowings was 0.75% plus an additional credit spread adjustment of 0.10% to account for the difference between London Interbank Offered Rate (“LIBOR”) and SOFR. The

**Blackstone Inc.**  
**Notes to Consolidated Financial Statements—Continued**  
**(All Dollars are in Thousands, Except Share and Per Share Data, Except Where Noted)**

---

margin is subject to change based on Blackstone's credit rating. Borrowings may also be made in U.K. sterling, euros, Swiss francs, Japanese yen or Canadian dollars, in each case subject to certain sub-limits. The Revolving Credit Facility contains customary representations, covenants and events of default. Financial covenants consist of a maximum net leverage ratio and a requirement to keep a minimum amount of fee-earning assets under management, each tested quarterly. As of December 31, 2024 and 2023, Blackstone had outstanding but undrawn letters of credit against the Revolving Credit Facility of \$38.9 million and \$40.3 million, respectively. The amount Blackstone can draw from the Credit Facility is reduced by the undrawn letters of credit, however the Credit Available presented herein is not reduced by the undrawn letters of credit. In February 2025, Blackstone drew \$900.0 million under the Revolving Credit Facility.

- (b) The Issuers have issued long-term borrowings in the form of senior notes (the "Notes"). The Notes are unsecured and unsubordinated obligations of the Issuers. The Notes are fully and unconditionally guaranteed, jointly and severally, by Blackstone, the Guarantors and the Issuers. The guarantees are unsecured and unsubordinated obligations of the Guarantors. Transaction costs related to the issuance of the Notes have been deducted from the Note liability and are being amortized over the life of the Notes. The indentures include covenants, including limitations on the Issuers' and the Guarantors' ability to, subject to exceptions, incur indebtedness secured by liens on voting stock or profit participating equity interests of their subsidiaries or merge, consolidate or sell, transfer or lease assets. The indentures also provide for events of default and further provide that the trustee or the holders of not less than 25% in aggregate principal amount of the outstanding Notes may declare the Notes immediately due and payable upon the occurrence and during the continuance of any event of default after expiration of any applicable grace period. In the case of specified events of bankruptcy, insolvency, receivership or reorganization, the principal amount of the Notes and any accrued and unpaid interest on the Notes automatically become due and payable. All or a portion of the Notes may be redeemed at the Issuers' option in whole or in part, at any time and from time to time, prior to their stated maturity, at the make-whole redemption price set forth in the Notes. If a change of control repurchase event occurs, the holders of the Notes may require the Issuers to repurchase the Notes at a repurchase price in cash equal to 101% of the aggregate principal amount of the Notes repurchased plus any accrued and unpaid interest on the Notes repurchased to, but not including, the date of repurchase.
- (c) Principal on the Secured Borrowings will be paid over the term with repayment amounts dependent on the performance of the underlying assets securing each borrowing. Repayment amounts from the underlying assets are restricted to solely satisfy the Secured Borrowings obligations. As of December 31, 2024, the fair value of the assets securing both Secured Borrowings equaled \$49.6 million.
- (d) CLO Notes Payable have maturity dates ranging from June 2025 to January 2037. A portion of the borrowing outstanding is comprised of subordinated notes which do not have contractual interest rates but instead pay distributions from the excess cash flows of the CLO vehicles.

The following table presents the general characteristics of each of Blackstone's borrowings as of December 31, 2024 and 2023, as well as their carrying value and fair value. The borrowings are included in Loans Payable within the Consolidated Statements of Financial Condition. Each of the Senior Notes were issued at a discount through Blackstone Holdings Finance Co. L.L.C. or Blackstone Reg Finance Co. L.L.C., as applicable, both indirect subsidiaries of Blackstone. The Senior Notes accrue interest from the issue date thereof and pay interest in arrears on a semi-annual basis or annual basis. The Secured Borrowings were issued at par, accrue interest from the issue date thereof and pay interest in arrears on a quarterly basis. CLO Notes Payable pay interest in arrears on a quarterly basis.



**Blackstone Inc.**  
**Notes to Consolidated Financial Statements—Continued**  
**(All Dollars are in Thousands, Except Share and Per Share Data, Except Where Noted)**

Description	December 31,			
	2024		2023	
	Carrying Value	Fair Value	Carrying Value	Fair Value
<b>Blackstone Operating Borrowings</b>				
Senior Notes (a)				
2.000%, Due 5/19/2025	\$ 315,860	\$ 309,502	\$ 336,005	\$ 324,778
1.000%, Due 10/5/2026	624,078	601,801	664,085	620,864
3.150%, Due 10/2/2027	298,864	287,007	298,476	283,059
5.900%, Due 11/3/2027	596,505	617,550	595,411	625,158
1.625%, Due 8/5/2028	646,374	579,189	645,406	566,508
1.500%, Due 4/10/2029	626,043	584,295	666,655	601,272
2.500%, Due 1/10/2030	494,568	444,970	493,573	431,005
1.600%, Due 3/30/2031	496,911	403,415	496,447	391,955
2.000%, Due 1/30/2032	790,508	644,816	789,283	633,153
2.550%, Due 3/30/2032	496,146	417,830	495,670	410,755
6.200%, Due 4/22/2033	892,561	946,818	891,899	962,037
3.500%, Due 6/1/2034	489,624	522,877	521,549	536,319
5.000%, Due 12/6/2034	741,218	726,023	—	—
6.250%, Due 8/15/2042	239,756	254,095	239,457	263,270
5.000%, Due 6/15/2044	490,261	457,335	489,975	464,560
4.450%, Due 7/15/2045	344,840	290,836	344,691	297,486
4.000%, Due 10/2/2047	291,372	230,337	291,149	233,685
3.500%, Due 9/10/2049	392,618	277,496	392,436	294,608
2.800%, Due 9/30/2050	394,252	238,256	394,103	252,008
2.850%, Due 8/5/2051	543,478	329,791	543,317	352,457
3.200%, Due 1/30/2052	987,682	652,770	987,401	696,740
	<u>11,193,519</u>	<u>9,817,009</u>	<u>10,576,988</u>	<u>9,241,677</u>
Other				
Secured Borrowing, Due 10/27/2033	19,949	19,949	19,949	19,949
Secured Borrowing, Due 1/29/2035	20,000	20,000	20,000	20,000
	<u>11,233,468</u>	<u>9,856,958</u>	<u>10,616,937</u>	<u>9,281,626</u>
<b>Borrowings of Consolidated</b>				
Blackstone Funds				
CLO Notes Payable	87,488	87,488	687,122	687,122
	<u>87,488</u>	<u>87,488</u>	<u>687,122</u>	<u>687,122</u>
	<u>\$11,320,956</u>	<u>\$9,944,446</u>	<u>\$11,304,059</u>	<u>\$9,968,748</u>

(a) Fair value is determined by broker quote and these notes would be classified as Level II within the fair value hierarchy.

**Blackstone Inc.**  
**Notes to Consolidated Financial Statements—Continued**  
**(All Dollars are in Thousands, Except Share and Per Share Data, Except Where Noted)**

Scheduled principal payments for borrowings at December 31, 2024 were as follows:

	Blackstone Operating Borrowings	Borrowings of Consolidated Blackstone Funds	Total Borrowings
2025	\$ 318,843	\$ —	\$ 318,843
2026	627,287	—	627,287
2027	911,589	—	911,589
2028	660,131	—	660,131
2029	625,199	—	625,199
Thereafter	8,217,700	99,419	8,317,119
	<u>\$11,360,749</u>	<u>\$ 99,419</u>	<u>\$11,460,168</u>

### 13. Leases

Blackstone enters into non-cancelable lease and sublease agreements primarily for office space, which expire on various dates through 2043. In addition to contractual rent payments, which are generally subject to escalation provisions, occupancy lease agreements may include payments for certain costs incurred by the landlord, such as building expenses and utilities. To the extent these costs are fixed or determinable, they are included as part of the minimum lease payments used to measure the Operating Lease Liability and are included in Straight-Line Lease Cost. At December 31, 2024 and 2023, Blackstone maintained irrevocable standby letters of credit and cash deposits as security for the leases of \$14.1 million and \$14.7 million, respectively. As of December 31, 2024, the weighted-average remaining lease term was 8.1 years, and the weighted-average discount rate was 3.4%.

The components of lease expense were as follows:

	Year Ended December 31,		
	2024	2023	2022
<b>Operating Lease Cost</b>			
Straight-Line Lease Cost (a)	\$ 156,680	\$ 160,534	\$ 139,740
Variable Lease Cost (b)	20,222	15,268	12,072
Sublease Income	(65)	(63)	(888)
	<u>\$ 176,837</u>	<u>\$ 175,739</u>	<u>\$ 150,924</u>

(a) Straight-line lease cost includes short-term leases, which are immaterial.

(b) Variable lease cost approximates variable lease cash payments.

Supplemental cash flow information related to leases was as follows:

	Year Ended December 31,		
	2024	2023	2022
Operating Cash Flows for Operating Lease Liabilities	\$ 145,388	\$ 127,183	\$ 107,249
Non-Cash Right-of-Use Assets Obtained in Exchange for New Operating Lease Liabilities	\$ 129,451	\$ 117,155	\$ 278,010

**Blackstone Inc.**  
**Notes to Consolidated Financial Statements—Continued**  
**(All Dollars are in Thousands, Except Share and Per Share Data, Except Where Noted)**

The following table shows the undiscounted cash flows on an annual basis for Operating Lease Liabilities as of December 31, 2024:

2025	\$ 178,730
2026	176,178
2027	173,142
2028	167,033
2029	106,720
Thereafter	281,538
Total Lease Payments (a)	1,083,341
Less: Imputed Interest	(117,599)
Present Value of Operating Lease Liabilities	<u>\$ 965,742</u>

(a) Excludes signed leases that have not yet commenced.

#### 14. Income Taxes

The Income Before Provision for Taxes consists of the following:

	Year Ended December 31,		
	2024	2023	2022
<b>Income Before Provision (Benefit) for Taxes</b>			
U.S. Domestic Income	\$ 6,029,702	\$ 2,577,184	\$ 3,023,588
Foreign Income	429,778	380,530	438,201
	<u>\$ 6,459,480</u>	<u>\$ 2,957,714</u>	<u>\$ 3,461,789</u>

The Provision for Taxes consists of the following:

	Year Ended December 31,		
	2024	2023	2022
<b>Current</b>			
Federal Income Tax	\$ 424,659	\$ 362,144	\$ 503,075
Foreign Income Tax	128,757	112,861	75,859
State and Local Income Tax	120,454	186,851	255,421
	<u>673,870</u>	<u>661,856</u>	<u>834,355</u>
<b>Deferred</b>			
Federal Income Tax	265,749	(94,732)	(312,961)
Foreign Income Tax	(471)	(7,020)	(3,048)
State and Local Income Tax	82,523	(46,643)	(45,466)
	<u>347,801</u>	<u>(148,395)</u>	<u>(361,475)</u>
Provision for Taxes	<u>\$ 1,021,671</u>	<u>\$ 513,461</u>	<u>\$ 472,880</u>

**Blackstone Inc.**  
**Notes to Consolidated Financial Statements—Continued**  
**(All Dollars are in Thousands, Except Share and Per Share Data, Except Where Noted)**

The following table summarizes Blackstone’s tax position:

	Year Ended December 31,		
	2024	2023	2022
Income Before Provision for Taxes	\$6,459,480	\$2,957,714	\$3,461,789
Provision for Taxes	\$1,021,671	\$ 513,461	\$ 472,880
Effective Income Tax Rate	15.8%	17.4%	13.7%

The following table reconciles the effective income tax rate to the U.S. federal statutory tax rate:

	Year Ended December 31,			2024 vs. 2023	2023 vs. 2022
	2024	2023	2022		
Statutory U.S. Federal Income Tax Rate	21.0%	21.0%	21.0%	—	—
Income Passed Through to Non-Controlling Interest Holders	-9.0%	-8.2%	-8.1%	-0.8%	-0.1%
State and Local Income Taxes	2.9%	4.3%	6.0%	-1.4%	-1.7%
Basis Adjustment (a)	—	—	-4.6%	—	4.6%
Other	0.9%	0.3%	-0.6%	0.6%	0.9%
Effective Income Tax Rate	<u>15.8%</u>	<u>17.4%</u>	<u>13.7%</u>	<u>-1.6%</u>	<u>3.7%</u>

(a) Represents the impact of the out-of-period adjustment made during the year ended December 31, 2022 to revise the book investment basis used to calculate deferred tax assets and the deferred tax provision.

Deferred income taxes reflect the net tax effects of temporary differences that may exist between the carrying amounts of assets and liabilities for financial reporting purposes and the amounts used for income tax purposes using enacted tax rates in effect for the year in which the differences are expected to reverse. A summary of the tax effects of the temporary differences is as follows:

	December 31,	
	2024	2023
<b>Deferred Tax Assets</b>		
Investment Basis Differences/Net Unrealized Gains and Losses	\$1,737,508	\$2,210,974
Other	287,639	120,420
Total Deferred Tax Assets Before Valuation Allowance	2,025,147	2,331,394
Valuation Allowance	(21,199)	—
<b>Total Deferred Tax Assets</b>	<u>2,003,948</u>	<u>2,331,394</u>
<b>Deferred Tax Liabilities</b>		
Investment Basis Differences/Net Unrealized Gains and Losses	12,282	18,333
Other	1,953	2,163
<b>Total Deferred Tax Liabilities</b>	<u>14,235</u>	<u>20,496</u>
<b>Net Deferred Tax Assets</b>	<u>\$1,989,713</u>	<u>\$2,310,898</u>

The decrease in the Net Deferred Tax Assets for the year ended December 31, 2024, compared to the year ended December 31, 2023, was primarily due to an out-of-period adjustment Blackstone recorded to correct the allocation of book equity between Additional Paid-In-Capital and Non-Controlling Interests in Blackstone Holdings

**Blackstone Inc.**  
**Notes to Consolidated Financial Statements—Continued**  
**(All Dollars are in Thousands, Except Share and Per Share Data, Except Where Noted)**

related to change in ownership transactions, including repurchases, which had a corresponding impact to the investment basis used to calculate deferred taxes. The cumulative impact of the correction related to prior years resulted in a decrease of \$317.1 million in Deferred Tax Assets as of December 31, 2024, with a corresponding increase to Additional Paid-in-Capital as of December 31, 2024. Realization of deferred tax assets depends on the expectation and character of future taxable income. Blackstone has no significant net operating losses carryforward as of December 31, 2024. See Note 15. “Earnings Per Share and Stockholders’ Equity — Share Repurchase Program” for further information on the out-of-period adjustment.

Blackstone has determined that deferred tax assets recorded during the period related to certain state and local tax credits are not more likely than not to be realized and therefore has established a valuation allowance of \$21.2 million as of December 31, 2024.

In evaluating the ability to realize deferred tax assets, Blackstone among other things, considers projections of taxable income (including character of such income), beginning with historic results and incorporating assumptions of the amount of future pretax operating income. These assumptions about future taxable income require significant judgment and are consistent with the plans and estimates that Blackstone uses to manage its business. To the extent any portion of the deferred tax assets are not considered to be more likely than not to be realized, valuation allowances are recorded.

Currently, Blackstone does not believe it meets the indefinite reversal criteria that would preclude Blackstone from recognizing a deferred tax liability with respect to its foreign subsidiaries. Therefore, if applicable Blackstone recorded a deferred tax liability for any outside basis difference of an investment in a foreign subsidiary.

Blackstone files its tax returns as prescribed by the tax laws of the jurisdictions in which it operates. In the normal course of business, Blackstone is subject to examination by federal and certain state, local and foreign tax authorities. As of December 31, 2024, the most material jurisdictions where Blackstone entities are under active examination are New York State and City. The following are the major filing jurisdictions and their respective earliest open period subject to examination:

<u>Jurisdiction</u>	<u>Year</u>
Federal	2021
New York City	2009
New York State	2016
United Kingdom	2011

Blackstone’s unrecognized tax benefits, excluding related interest and penalties, were:

	<u>December 31,</u>		
	<u>2024</u>	<u>2023</u>	<u>2022</u>
Unrecognized Tax Benefits — January 1	\$210,778	\$153,624	\$ 47,501
Additions Based on Tax Positions Related to Current Year	46,572	19,807	—
Reductions for Tax Positions of Current Year	—	(19,737)	—
Additions for Tax Positions of Prior Years	—	57,081	106,059
Reductions for Tax Positions of Prior Years	(6,111)	—	—
Exchange Rate Fluctuations	218	3	64
Unrecognized Tax Benefits — December 31	<u>\$251,457</u>	<u>\$210,778</u>	<u>\$153,624</u>

**Blackstone Inc.**  
**Notes to Consolidated Financial Statements—Continued**  
**(All Dollars are in Thousands, Except Share and Per Share Data, Except Where Noted)**

If recognized, the above tax benefits would reduce the annual effective rate. Blackstone believes the liability established for unrecognized tax benefits is adequate in relation to the potential for additional assessments. It is reasonably possible that significant changes in the balance of unrecognized tax benefits may occur during the twelve months subsequent to December 31, 2024; however, it is not possible to estimate the expected change to the total unrecognized tax benefits and its impact on Blackstone's effective tax rate during the twelve months subsequent to December 31, 2024.

The unrecognized tax benefits are recorded in Accounts Payable, Accrued Expenses and Other Liabilities in the Consolidated Statements of Financial Condition.

During the years ended December 31, 2024, 2023 and 2022, Blackstone accrued no penalties and accrued interest expense related to unrecognized tax benefits of \$29.1 million, \$22.8 million, and \$32.6 million, respectively.

**Other Income — Change in Tax Receivable Agreement Liability**

In 2024 and 2023, the \$(41.2) million and \$(27.2) million, respectively, Change in Tax Receivable Agreement Liability was primarily attributable to a change in Blackstone's state tax apportionment.

**15. Earnings Per Share and Stockholders' Equity**

**Earnings Per Share**

Basic and diluted net income per share of common stock for the years ended December 31, 2024, 2023 and 2022 was calculated as follows:

	Year Ended December 31,		
	2024	2023	2022
<b>Net Income for Per Share of Common Stock Calculations</b>			
Net Income Attributable to Blackstone Inc., Basic and Diluted	\$ 2,776,508	\$ 1,390,880	\$ 1,747,631
<b>Shares/Units Outstanding</b>			
Weighted-Average Shares of Common Stock Outstanding, Basic	766,487,450	755,204,556	740,664,038
Weighted-Average Shares of Unvested Deferred Restricted Common Stock (a)	159,058	215,380	278,361
Weighted-Average Shares of Common Stock Outstanding, Diluted	766,646,508	755,419,936	740,942,399
<b>Net Income Per Share of Common Stock</b>			
Basic	\$ 3.62	\$ 1.84	\$ 2.36
Diluted	\$ 3.62	\$ 1.84	\$ 2.36
<b>Dividends Declared Per Share of Common Stock (b)</b>	<b>\$ 3.45</b>	<b>\$ 3.32</b>	<b>\$ 4.94</b>

- (a) For the years ended December 31, 2024 and 2023, this includes shares to be issued under the contingently issuable share model for an acquisition-related compensation arrangement.
- (b) Dividends declared reflects the calendar date of the declaration for each distribution. The fourth quarter dividends, if any, for any fiscal year will be declared and paid in the subsequent fiscal year.

In computing the dilutive effect that the exchange of Blackstone Holdings Partnership Units would have on Net Income Per Share of Common Stock, Blackstone considered that net income available to holders of shares of common stock would increase due to the elimination of non-controlling interests in Blackstone Holdings, inclusive of any tax impact. The hypothetical conversion may be dilutive to the extent there is activity at the Blackstone Inc. level that has not previously been attributed to the non-controlling interests or if there is a change in tax rate as a result of a hypothetical conversion.

**Blackstone Inc.**  
**Notes to Consolidated Financial Statements—Continued**  
**(All Dollars are in Thousands, Except Share and Per Share Data, Except Where Noted)**

The following table summarizes the anti-dilutive securities for the periods indicated:

	Year Ended December 31,		
	2024	2023	2022
Weighted-Average Blackstone Holdings Partnership Units	455,306,643	460,897,953	466,083,269

#### Stockholders' Equity

As of December 31, 2024, Blackstone had 10 billion shares of preferred stock authorized with a par value of \$0.00001 per share, of which (a) 999,999,000 shares are designated as Series I preferred stock and (b) 1,000 shares are designated as Series II preferred stock. The remaining nine billion shares may be designated from time to time in accordance with Blackstone's certificate of incorporation. There was one share of Series I preferred stock and one share of Series II preferred stock issued and outstanding as of December 31, 2024.

Under Blackstone's certificate of incorporation and Delaware law, holders of Blackstone's common stock are entitled to vote, together with holders of Blackstone's Series I preferred stock, voting as a single class, on a number of significant matters, including certain sales, exchanges or other dispositions of all or substantially all of Blackstone's assets, a merger, consolidation or other business combination, the removal of the Series II Preferred Stockholder and forced transfer by the Series II Preferred Stockholder of its shares of Series II preferred stock and the designation of a successor Series II Preferred Stockholder. The Series II Preferred Stockholder elects Blackstone's directors. Holders of Blackstone's Series I preferred stock and Series II preferred stock are not entitled to dividends from Blackstone, or receipt of any of Blackstone's assets in the event of any dissolution, liquidation or winding up. Blackstone Partners L.L.C. is the sole holder of the Series I preferred stock and Blackstone Group Management L.L.C. is the sole holder of the Series II preferred stock.

#### Share Repurchase Program

On July 16, 2024, Blackstone's board of directors authorized the repurchase of up to \$2.0 billion of common stock and Blackstone Holdings Partnership Units. This authorization replaced Blackstone's prior \$2.0 billion repurchase authorization. Under the repurchase program, repurchases may be made from time to time in open market transactions, in privately negotiated transactions or otherwise. The timing and the actual numbers repurchased will depend on a variety of factors, including legal requirements, price and economic and market conditions. The repurchase program may be changed, suspended or discontinued at any time and does not have a specified expiration date.

During the year ended December 31, 2022, Blackstone repurchased 3.9 million shares of common stock at a total cost of \$392.0 million. During the year ended December 31, 2023, Blackstone repurchased 3.7 million shares of common stock at a total cost of \$351.3 million. During the year ended December 31, 2024, Blackstone repurchased 4.0 million shares of common stock at a total cost of \$520.4 million. As of December 31, 2024, the amount remaining available for repurchases under the program was \$1.8 billion.

#### Change in Blackstone Inc. Ownership Interest

During the year ended December 31, 2024, Blackstone recorded an out-of-period adjustment to correct the allocation of book equity between Additional Paid-In-Capital and Non-Controlling Interests in Blackstone Holdings related to change in ownership transactions, including repurchases, and the corresponding impact to the investment basis used to calculate deferred taxes. The cumulative impact of the correction related to prior years

**Blackstone Inc.**  
**Notes to Consolidated Financial Statements—Continued**  
**(All Dollars are in Thousands, Except Share and Per Share Data, Except Where Noted)**

resulted in a decrease of \$1.1 billion in Non-Controlling Interests in Blackstone Holdings as of December 31, 2024, a decrease of \$317.1 million in Deferred Tax Assets as of December 31, 2024, and a net increase of \$781.6 million in Additional Paid-In-Capital as of December 31, 2024. The impact of the out-of-period adjustment is reflected in Change in Blackstone Inc.'s Ownership Interest and Deferred Tax Effects Resulting from Change in Blackstone Inc.'s Ownership Interest within the Consolidated Statement of Changes in Equity. Blackstone concluded the out-of-period adjustment was not material to the current or prior periods.

**Shares Eligible for Dividends and Distributions**

As of December 31, 2024, the total shares of common stock and Blackstone Holdings Partnership Units entitled to participate in dividends and distributions were as follows:

	<b>Shares/Units</b>
Common Stock Outstanding	731,925,965
Unvested Participating Common Stock	36,796,276
<b>Total Participating Common Stock</b>	<b>768,722,241</b>
Participating Blackstone Holdings Partnership Units	452,448,896
	<b>1,221,171,137</b>

**16. Equity-Based Compensation**

Blackstone has granted equity-based compensation awards to Blackstone's senior managing directors, non-partner professionals, non-professionals and selected external advisers under Blackstone's Amended and Restated 2007 Equity Incentive Plan (the "Equity Plan"). The Equity Plan allows for the granting of options, share appreciation rights or other share-based awards (shares, restricted shares, restricted shares of common stock, deferred restricted shares of common stock, phantom restricted shares of common stock or other share-based awards based in whole or in part on the fair value of shares of common stock or Blackstone Holdings Partnership Units) which may contain certain service or performance requirements. As of January 1, 2024, Blackstone had the ability to grant 173,443,452 shares under the Equity Plan.

For the years ended December 31, 2024, 2023 and 2022, Blackstone recorded compensation expense of \$1.2 billion, \$987.5 million, and \$846.3 million, respectively, in relation to its equity-based awards with corresponding tax benefits of \$298.2 million, \$183.4 million, and \$135.9 million, respectively.

As of December 31, 2024, there was \$2.5 billion of estimated unrecognized compensation expense related to unvested awards, including compensation with performance conditions where it is probable that the performance condition will be met. This cost is expected to be recognized over a weighted-average period of 3.4 years.

Total vested and unvested outstanding shares, including common stock, Blackstone Holdings Partnership Units and deferred restricted shares of common stock, were 1,221,159,186 as of December 31, 2024. Total outstanding phantom shares were 83,228 as of December 31, 2024.



**Blackstone Inc.**  
**Notes to Consolidated Financial Statements—Continued**  
**(All Dollars are in Thousands, Except Share and Per Share Data, Except Where Noted)**

A summary of the status of Blackstone’s unvested equity-based awards as of December 31, 2024 and of changes during the period January 1, 2024 through December 31, 2024 is presented below:

Unvested Shares/Units	Blackstone Holdings		Blackstone Inc.			
	Partnership Units	Weighted- Average Grant Date Fair Value	Equity Settled Awards		Cash Settled Awards	
			Deferred Restricted Shares of Common Stock	Weighted- Average Grant Date Fair Value	Phantom Shares	Weighted- Average Grant Date Fair Value
Balance, December 31, 2023	4,585,893	\$ 38.94	36,456,644	\$ 86.05	85,447	\$114.50
Granted	—	—	11,894,835	131.67	38,819	121.94
Vested	(3,700,053)	40.06	(12,165,823)	79.92	(32,886)	144.80
Forfeited	(35,431)	46.58	(2,257,086)	101.29	(20,863)	130.85
Balance, December 31, 2024	<u>850,409</u>	<u>\$ 33.38</u>	<u>33,928,570</u>	<u>\$103.44</u>	<u>70,517</u>	<u>\$187.66</u>

**Shares/Units Expected to Vest**

The following unvested shares and units, after expected forfeitures, as of December 31, 2024, are expected to vest:

	Shares/Units	Weighted-Average Service Period in Years
Blackstone Holdings Partnership Units	828,312	0.6
Deferred Restricted Shares of Common Stock	30,826,072	2.8
Total Equity-Based Awards	<u>31,654,384</u>	<u>2.7</u>
Phantom Shares	<u>59,807</u>	<u>2.9</u>

**Deferred Restricted Shares of Common Stock and Phantom Shares**

Blackstone has granted deferred restricted shares of common stock to certain senior and non-senior managing director professionals, analysts and senior finance and administrative personnel and selected external advisers and phantom shares (cash settled equity-based awards) to other senior and non-senior managing director employees. Holders of deferred restricted shares of common stock and phantom shares are not entitled to any voting rights. Only phantom shares are to be settled in cash. Deferred restricted shares of common stock where the number of shares have not been set are liability classified and excluded from the above tables.

The fair values of deferred restricted shares of common stock have been derived based on the closing price of common stock on the date of the grant, multiplied by the number of unvested awards and expensed over the assumed service period, which ranges from 1 to 5 years. Additionally, the calculation of the compensation expense assumes forfeiture rates based on historical turnover rates, ranging from 1.0% to 13.8% annually by employee class, and a per share discount on non-participating shares, ranging from \$1.07 to \$21.53.

The phantom shares vest over the assumed service period, which ranges from 1 to 5 years. On each such vesting date, Blackstone delivered or will deliver cash to the holder in an amount equal to the number of phantom shares held multiplied by the then fair market value of Blackstone’s common stock on such date. Additionally, the calculation of the compensation expense assumes a forfeiture rate based on historical turnover rates, ranging from 6.8% to 13.8% annually by employee class. Blackstone is accounting for these cash settled awards as a liability.

**Blackstone Inc.**  
**Notes to Consolidated Financial Statements—Continued**  
**(All Dollars are in Thousands, Except Share and Per Share Data, Except Where Noted)**

Blackstone paid \$3.9 million, \$1.7 million, and \$0.6 million to employees in settlement of phantom shares for the years ended December 31, 2024, 2023 and 2022, respectively.

**Performance-Based Compensation**

During the year ended December 31, 2021, Blackstone issued performance-based compensation, the dollar value of which is based on the future achievement of established business performance conditions. The number of vested shares of common stock to be issued is variable based on the 30-day volume weighted-average price at the end of the performance period. Due to the nature of settlement, the performance-based compensation is classified as a liability. Compensation expense is recognized over the performance period based upon the probable outcome of the performance condition. Due to the variable share settlement, the tables above exclude the impact of this performance-based compensation, as the number of shares to be issued is based on the probability of achieving the performance condition and not yet set.

**Blackstone Holdings Partnership Units**

Blackstone has granted deferred restricted Blackstone Holdings Partnership Units to certain current and former senior managing directors. Holders of deferred restricted Blackstone Holdings Partnership Units are not entitled to any voting rights.

The fair values of deferred restricted Blackstone Holdings Partnership Units have been derived based on the closing price of Blackstone's common units on the date of the grant, multiplied by the number of unvested awards and expensed over the assumed service period up to 1 year. Additionally, the calculation of the compensation expense assumes a forfeiture rate of 6.8%, based on historical experience.

**17. Related Party Transactions**

**Affiliate Receivables and Payables**

Due from Affiliates and Due to Affiliates consisted of the following:

	December 31,	
	2024	2023
<b>Due from Affiliates</b>		
Management Fees, Performance Revenues, Reimbursable Expenses and Other Receivables from Non-Consolidated Entities and Portfolio Companies	\$4,049,707	\$3,638,948
Due from Certain Non-Controlling Interest Holders and Blackstone Employees	1,191,527	720,743
Accrual for Potential Clawback of Previously Distributed Performance Allocations	168,081	106,830
	<u>\$5,409,315</u>	<u>\$4,466,521</u>

**Blackstone Inc.**  
**Notes to Consolidated Financial Statements—Continued**  
**(All Dollars are in Thousands, Except Share and Per Share Data, Except Where Noted)**

	December 31,	
	2024	2023
<b>Due to Affiliates</b>		
Due to Certain Non-Controlling Interest Holders in Connection with the Tax Receivable Agreements	\$1,844,978	\$1,681,516
Due to Non-Consolidated Entities	208,537	124,560
Due to Certain Non-Controlling Interest Holders and Blackstone Employees	255,086	305,816
Accrual for Potential Repayment of Previously Received Performance Allocations	499,547	281,518
	<u>\$2,808,148</u>	<u>\$2,393,410</u>

**Interests of the Founder, Senior Managing Directors, Employees and Other Related Parties**

The Founder, senior managing directors, employees and certain other related parties invest on a discretionary basis in the consolidated Blackstone Funds both directly and through consolidated entities. These investments generally are subject to preferential management fee and performance allocation or incentive fee arrangements. As of December 31, 2024 and 2023, such investments aggregated to \$2.0 billion and \$1.7 billion, respectively. Their share of the Net Income Attributable to Redeemable Non-Controlling and Non-Controlling Interests in Consolidated Entities aggregated \$176.0 million, \$87.8 million, and \$10.9 million for the years ended December 31, 2024, 2023 and 2022, respectively.

**Contingent Repayment Guarantee**

Blackstone and its personnel who have received Performance Allocation distributions have guaranteed payment on a several basis (subject to a cap) to the carry funds of any clawback obligation with respect to the excess Performance Allocation allocated to the general partners of such funds and indirectly received thereby to the extent that either Blackstone or its personnel fails to fulfill its clawback obligation, if any. The Accrual for Potential Repayment of Previously Received Performance Allocations represents amounts previously paid to Blackstone Holdings and non-controlling interest holders that would need to be repaid to the Blackstone Funds if the carry funds were to be liquidated based on the fair value of their underlying investments as of December 31, 2024. See Note 18. “Commitments and Contingencies — Contingencies — Contingent Obligations (Clawback).”

**Tax Receivable Agreements**

Blackstone used a portion of the proceeds from the IPO and other sales of shares to purchase interests in the predecessor businesses from the predecessor owners. In addition, holders of Blackstone Holdings Partnership Units may exchange their Blackstone Holdings Partnership Units for shares of Blackstone common stock on a one-for-one basis. The purchase and subsequent exchanges are expected to result in increases in the tax basis of the tangible and intangible assets of Blackstone Holdings and therefore reduce the amount of tax that Blackstone would otherwise be required to pay in the future.

Blackstone has entered into tax receivable agreements with each of the predecessor owners. In addition, others who acquire Blackstone Holdings Partnership Units, including senior managing directors, execute tax receivable agreements. The agreements provide for the payment by the corporate taxpayer to such owners of 85% of the amount of cash savings, if any, in U.S. federal, state and local income tax that the corporate taxpayers actually realize as a result of the aforementioned increases in tax basis and of certain other tax benefits related to entering into these tax receivable agreements. For purposes of the tax receivable agreements, cash savings in income tax will be computed by comparing the actual income tax liability of the corporate taxpayers to the amount of such taxes that the corporate taxpayers would have been required to pay had there been no increase to the tax basis of the tangible and intangible assets of Blackstone Holdings as a result of the exchanges and had the corporate taxpayers not entered into the tax receivable agreements.

**Blackstone Inc.**  
**Notes to Consolidated Financial Statements—Continued**  
**(All Dollars are in Thousands, Except Share and Per Share Data, Except Where Noted)**

---

Assuming no future material changes in the relevant tax law and that the corporate taxpayers earn sufficient taxable income to realize the full tax benefit of the increased amortization of the assets, the expected future payments under the tax receivable agreements (which are taxable to the recipients) will aggregate \$1.8 billion over the next 15 years. The after-tax net present value of these estimated payments totals \$529.9 million assuming a 15% discount rate and using Blackstone's most recent projections relating to the estimated timing of the benefit to be received. Future payments under the tax receivable agreements in respect of subsequent exchanges would be in addition to these amounts. The payments under the tax receivable agreements are not conditioned upon continued ownership of Blackstone equity interests by the pre-IPO owners and the others mentioned above. Subsequent to December 31, 2024, payments totaling \$46.3 million were made to certain pre-IPO owners and others mentioned above in accordance with the tax receivable agreement and related to tax benefits Blackstone received for the 2023 taxable year.

Amounts related to the deferred tax asset resulting from the increase in tax basis from the exchange of Blackstone Holdings Partnership Units to shares of Blackstone common stock, the resulting remeasurement of net deferred tax assets at the Blackstone ownership percentage at the balance sheet date, the due to affiliates for the future payments resulting from the tax receivable agreements and resulting adjustment to partners' capital are included as Deferred Tax Asset Effects from Equity Transactions in the Supplemental Disclosure of Non-Cash Investing and Financing Activities in the Consolidated Statements of Cash Flows.

#### **Other**

Blackstone does business with and on behalf of some of its Portfolio Companies; all such arrangements are on a negotiated basis.

Additionally, please see Note 18. "Commitments and Contingencies — Contingencies — Guarantees" for information regarding guarantees provided to a lending institution for certain loans held by employees.

### **18. Commitments and Contingencies**

#### **Commitments**

##### ***Investment Commitments***

Blackstone had \$6.4 billion of investment commitments as of December 31, 2024 representing general partner capital funding commitments to the Blackstone Funds, limited partner capital funding to other funds and Blackstone principal investment commitments, including loan commitments. The consolidated Blackstone Funds had signed investment commitments of \$127.2 million as of December 31, 2024 which includes \$104.0 million of signed investment commitments for portfolio company acquisitions in the process of closing.

##### ***Regulated Entities***

Certain U.S. and non-U.S. entities are subject to various investment adviser and other financial regulatory rules and requirements that may include minimum net capital requirements. These entities have continuously operated in excess of these requirements. This includes a number of U.S. entities that are registered as investment advisers with the SEC.

These regulatory capital requirements may restrict Blackstone's ability to withdraw capital from its entities. At December 31, 2024, \$92.8 million of net assets of consolidated entities may be restricted as to the payment of cash dividends and advances to Blackstone.

**Blackstone Inc.**  
**Notes to Consolidated Financial Statements—Continued**  
**(All Dollars are in Thousands, Except Share and Per Share Data, Except Where Noted)**

---

## **Contingencies**

### ***Guarantees***

Certain of Blackstone's consolidated real estate funds guarantee payments to third parties in connection with the ongoing business activities and/or acquisitions of their Portfolio Companies. There is no direct recourse to Blackstone to fulfill such obligations. To the extent that underlying funds are required to fulfill guarantee obligations, Blackstone's invested capital in such funds is at risk. Total investments at risk in respect of guarantees extended by consolidated real estate funds was \$28.4 million as of December 31, 2024.

The Blackstone Holdings Partnerships provided guarantees to a lending institution for certain loans held by employees either for investment in Blackstone Funds or for members' capital contributions to Blackstone Europe LLP. The amount guaranteed as of December 31, 2024 was \$91.5 million.

### ***Strategic Ventures***

In December 2022 and January 2023, Blackstone entered into long-term strategic ventures ("UC strategic ventures") with the Regents of the University of California ("UC Investments"), an institutional investor that subscribed for \$4.5 billion of Blackstone Real Estate Income Trust, Inc. ("BREIT") Class I shares during the three months ended March 31, 2023. The UC strategic ventures provide a waterfall structure with UC Investments receiving an 11.25% target annualized net return on its \$4.5 billion investment in BREIT shares and upside from its investment. This target return, while not guaranteed, is supported by a pledge by Blackstone of \$1.1 billion of its holdings in BREIT as of the subscription dates, including any appreciation or dividends received by Blackstone in respect thereof. Pursuant to the UC strategic ventures, Blackstone is entitled to receive an incremental 5% cash payment from UC Investments on any returns received in excess of the target return. An asset or liability is recognized based on fair value with the maximum potential future obligation capped at the fair value of the assets pledged by Blackstone in connection with the above arrangements. As of December 31, 2024, the fair value of the assets pledged was \$1.1 billion and the total liability recognized was \$938.2 million.

### ***Litigation***

Blackstone may from time to time be involved in litigation and claims incidental to the conduct of its business. Blackstone's businesses are also subject to extensive regulation, which may result in regulatory proceedings against Blackstone.

Blackstone accrues a liability for legal proceedings only when those matters present loss contingencies that are both probable and reasonably estimable. In such cases, there may be an exposure to loss in excess of any amounts accrued. Although there can be no assurance of the outcome of such legal actions, based on information known by management, Blackstone does not have any unaccrued liability related to any current legal proceeding or claim that would individually or in the aggregate materially affect its results of operations, financial position or cash flows.

In December 2017, eight pension plan members of the Kentucky Retirement System ("KRS") filed a derivative lawsuit on behalf of KRS in Franklin County Circuit Court in Kentucky (the "Mayberry Action"). Plaintiffs alleged breaches of fiduciary duty and other violations of Kentucky law in connection with KRS's investment in three hedge funds of funds, including a fund managed by Blackstone Alternative Asset Management L.P. ("BLP"). The suit named more than 30 defendants, including, among others, The Blackstone Group L.P. (now Blackstone Inc.); BLP; Stephen A. Schwarzman, as Chairman and CEO of Blackstone; and J. Tomilson Hill, as then-CEO of BLP (collectively, the "Blackstone Defendants"). In July 2020, the Kentucky Supreme Court directed the Circuit Court to dismiss the action for lack of standing.

**Blackstone Inc.**  
**Notes to Consolidated Financial Statements—Continued**  
**(All Dollars are in Thousands, Except Share and Per Share Data, Except Where Noted)**

---

In July 2020, the Kentucky Attorney General (the “AG”) filed its own action asserting substantially identical claims against largely the same defendants (the “July 2020 Action”). In May 2024, the Court denied the Blackstone Defendants’ and most other defendants’ motions to dismiss the July 2020 Action. In April 2024, the AG amended its complaint, adding breach-of-contract claims against the fund manager defendants. Defendants moved to dismiss this amended complaint in June 2024. Those motions are pending.

In August 2022, KRS was ordered to disclose a 2021 report it commissioned to investigate the investment activities underlying the lawsuit. The report “did not find any violations of fiduciary duty or illegal activity by [BLP],” and quotes communications by KRS staff during the period of the investment recognizing that BLP was exceeding KRS’s returns benchmark, providing KRS with “far fewer negative months than any liquid market comparable,” and that BLP “[h]as killed it.”

In January 2021, certain former plaintiffs in the Mayberry Action filed a separate action (“Taylor I”) against the Blackstone Defendants and other defendants in the Mayberry Action, asserting substantially similar allegations as the AG’s July 2020 action did, but styled as a direct class action. Taylor I was removed to the U.S. District Court for the Eastern District of Kentucky and stayed pending the outcome of the AG’s July 2020 action.

In August 2021, a group of KRS members—including those that filed Taylor I—filed an action in Franklin County Circuit Court (“Taylor II”) substantially similar to Taylor I, against the Blackstone Defendants, other defendants named in the Mayberry Action, and other KRS officials. The Court denied most defendants’ motions to dismiss this action in May 2024. Defendants subsequently filed appeals, including a cross-appeal by the Blackstone Defendants, which is currently pending. Additionally, the Blackstone Defendants and the other fund manager defendants filed a petition for a writ of prohibition. On November 12, 2024, the Kentucky Court of Appeals denied defendants’ writ of prohibition, and defendants subsequently appealed to the Kentucky Supreme Court. Taylor II is stayed pending review of these appeals and cross-appeals.

In April 2021, the AG filed an action (the “Declaratory Judgment Action”) against BLP and the other fund manager defendants from the Mayberry Action in Franklin County Circuit Court, seeking a declaration that certain provisions in the subscription agreements with KRS violate the Kentucky Constitution. In August 2024, the Kentucky Supreme Court granted BLP’s motion for discretionary review of the Circuit Court’s grant of summary judgment to the AG. The appeal is pending.

In July 2021, BLP filed a breach-of-contract action against defendants affiliated with KRS, alleging that the Mayberry Action and the Declaratory Judgment Action breach the parties’ subscription agreements and seeking damages. In February 2024, the Kentucky Supreme Court granted BLP’s motion for discretionary review of the Circuit Court’s dismissal on ripeness grounds. The appeal is fully briefed and pending.

On January 3, 2025, we and several other defendants entered into a settlement agreement with KRS and the Commonwealth of Kentucky to, subject to approval by the Franklin County Circuit Court and certain requirements, resolve all claims against these defendants in the AG’s actions, resolve BLP’s breach-of-contract claims, and bar all claims against the Blackstone Defendants in Taylor I and Taylor II without any admission of wrongdoing. The settlement includes an \$82.5 million cash settlement divided among several defendants, of which our portion is expected to be covered by insurance. On January 8, 2025, the settling parties moved for court approval of the settlement. Taylor II plaintiffs objected and requested, in part, that the court refer their matter to mediation. On February 14, 2025, the court ordered the Taylor II parties to conduct a mediation in March 2025 and scheduled an approval hearing for the defendants’ settlement with KRS and the Commonwealth to follow on March 26, 2025. Our financial results for the year ended December 31, 2024 include an accrual for the estimated liability related to this matter.

**Blackstone Inc.**  
**Notes to Consolidated Financial Statements—Continued**  
**(All Dollars are in Thousands, Except Share and Per Share Data, Except Where Noted)**

In October 2022, as part of a sweep of private equity and other investment advisory firms, the SEC sent us a request for information relating to the retention of certain types of electronic business communications, including text messages, that may be required to be preserved under certain SEC rules. In January 2025, we entered into a settlement agreement with the SEC to resolve this matter and paid a civil monetary penalty of \$12 million. During the three months ended December 31, 2024, we updated our accrued liability to reflect the settlement amount, which was less than the amount we previously accrued during 2024.

**Contingent Obligations (Clawback)**

Performance Allocations are subject to clawback to the extent that the Performance Allocations received to date with respect to a fund exceeds the amount due to Blackstone based on cumulative results of that fund. The actual clawback liability, however, generally does not become realized until the end of a fund’s life except for certain Blackstone funds, which may have an interim clawback liability. The lives of the funds, including available contemplated extensions, for which a liability for potential clawback obligations has been recorded for financial reporting purposes, are currently anticipated to expire at various points through 2032. Further extensions of such terms may be implemented under given circumstances.

For financial reporting purposes, when applicable, the general partners record a liability for potential clawback obligations to the limited partners of some of the funds due to changes in the unrealized value of a fund’s remaining investments and where the fund’s general partner has previously received Performance Allocation distributions with respect to such fund’s realized investments.

The following table presents the clawback obligations by segment:

Segment	December 31,					
	2024			2023		
	Blackstone Holdings	Current and Former Personnel (a)	Total (b)	Blackstone Holdings	Current and Former Personnel (a)	Total (b)
Real Estate	\$316,749	\$ 158,346	\$475,095	\$145,435	\$ 90,337	\$235,772
Private Equity	15,044	6,273	21,317	29,046	16,231	45,277
Credit & Insurance	1,468	1,667	3,135	207	262	469
	<u>\$333,261</u>	<u>\$ 166,286</u>	<u>\$499,547</u>	<u>\$174,688</u>	<u>\$ 106,830</u>	<u>\$281,518</u>

- (a) The split of clawback between Blackstone Holdings and Current and Former Personnel is based on the performance of individual investments held by a fund rather than on a fund by fund basis.
- (b) Total is a component of Due to Affiliates. See Note 17. “Related Party Transactions — Affiliate Receivables and Payables — Due to Affiliates.”

During the year ended December 31, 2024, the Blackstone general partners paid an interim cash clawback obligation of \$2.1 million related to a Private Equity segment fund, of which \$1.2 million was paid by Blackstone Holdings and \$0.9 million by current and former Blackstone personnel.

For Private Equity, Real Estate, and certain Credit & Insurance Funds, a portion of the Performance Allocations paid to current and former Blackstone personnel is held in segregated accounts in the event of a cash clawback obligation. These segregated accounts are not included in the Consolidated Financial Statements of Blackstone, except to the extent a portion of the assets held in the segregated accounts may be allocated to a consolidated Blackstone fund of hedge funds. At December 31, 2024, \$1.1 billion was held in segregated accounts for the purpose of meeting any clawback obligations of current and former personnel if such payments are required.

**Blackstone Inc.**  
**Notes to Consolidated Financial Statements—Continued**  
**(All Dollars are in Thousands, Except Share and Per Share Data, Except Where Noted)**

---

In the Credit & Insurance segment, payment of Performance Allocations to Blackstone by the majority of the stressed/distressed, mezzanine and credit alpha strategies funds are substantially deferred under the terms of the partnership agreements. This deferral mitigates the need to hold funds in segregated accounts in the event of a cash clawback obligation.

If, at December 31, 2024, all of the investments held by Blackstone's carry funds were deemed worthless, a possibility that management views as remote, the amount of Performance Allocations subject to potential clawback would be \$7.3 billion, on an after-tax basis where applicable, of which Blackstone Holdings is potentially liable for \$6.7 billion if current and former Blackstone personnel default on their share of the liability, a possibility that management also views as remote.

## **19. Segment Reporting**

Blackstone conducts its alternative asset management businesses through four segments:

- Real Estate – Blackstone's Real Estate segment primarily comprises its management of opportunistic real estate funds, Core+ real estate funds, and real estate debt strategies.
- Private Equity – Blackstone's Private Equity segment includes its management of flagship Corporate Private Equity funds, sector and geographically-focused Corporate Private Equity funds, core private equity funds, an opportunistic investment platform, a secondary funds business and GP Stakes, infrastructure-focused funds, a life sciences investment platform, a growth equity investment platform, an investment platform offering eligible individual investors access to Blackstone's private equity capabilities, a multi-asset investment program for eligible high net worth investors and a capital markets services business.
- Credit & Insurance – Blackstone's Credit & Insurance segment consists principally of Blackstone Credit & Insurance, which is organized into three overarching strategies: private corporate credit, liquid corporate credit and infrastructure and asset based credit. In addition, the segment includes an insurer-focused platform.
- Multi-Asset Investing – Multi-Asset Investing is organized into two primary platforms: Absolute Return and Multi-Strategy. In addition, the segment also includes a publicly traded energy infrastructure, renewables and master limited partnership investment platform.

These business segments are differentiated by their various investment strategies. Each of the segments primarily earns its income from management fees and investment returns on assets under management. Blackstone's chief operating decision makers are its Chief Executive Officer and Co-Founder and its President and Chief Operating Officer.

Segment Distributable Earnings is Blackstone's segment profitability measure used to make operating decisions and assess performance across Blackstone's four segments.

Segment Distributable Earnings represents the net realized earnings of Blackstone's segments and is the sum of Fee Related Earnings and Net Realizations for each segment. Blackstone's segments are presented on a basis that deconsolidates Blackstone Funds, eliminates non-controlling ownership interests in Blackstone's consolidated operating partnerships, removes the amortization of intangible assets and removes Transaction-Related and Non-Recurring Items. Transaction-Related and Non-Recurring Items arise from corporate actions including acquisitions, divestitures, Blackstone's initial public offering and non-recurring gains, losses, or other charges, if any. They consist primarily of equity-based compensation charges, gains and losses on contingent consideration arrangements, changes in the balance of the tax receivable agreement resulting from a change in tax law or similar event, transaction costs, gains or losses associated with these corporate actions and non-recurring gains, losses or other charges that affect period-to-period comparability and are not reflective of Blackstone's operational performance.



**Blackstone Inc.**  
**Notes to Consolidated Financial Statements—Continued**  
**(All Dollars are in Thousands, Except Share and Per Share Data, Except Where Noted)**

For segment reporting purposes, Segment Distributable Earnings is presented along with its major components, Fee Related Earnings and Net Realizations. Fee Related Earnings is used to assess Blackstone’s ability to generate profits from revenues that are measured and received on a recurring basis and not subject to future realization events. Net Realizations is the sum of Realized Principal Investment Income and Realized Performance Revenues less Realized Performance Compensation. Performance Allocations and Incentive Fees are presented together and referred to collectively as Performance Revenues or Performance Compensation.

**Geographic Information**

Blackstone conducts its business primarily in the United States with domestically generated revenues making up 68%, 70% and 77% of total GAAP revenues for the years ended December 31, 2024, 2023 and 2022, respectively. The table below presents the percentage of total GAAP revenues generated by Blackstone by geographic region. Revenues attributed to a geographic region are generally based on the geography of investments held by Blackstone and Blackstone Funds. The geography of an investment is generally the country of domicile for an asset or where a portfolio company is headquartered.

	<u>Year Ended December 31,</u>		
	<u>2024</u>	<u>2023</u>	<u>2022</u>
Americas	76%	78%	83%
Europe, Middle East and Africa	16%	15%	15%
Asia-Pacific	8%	7%	2%
	<u>100%</u>	<u>100%</u>	<u>100%</u>

Blackstone’s long-lived assets are comprised of Right-of-Use Assets and Furniture, Equipment and Leasehold Improvements, Net. As of December 31, 2024 and 2023, Blackstone held long-lived assets in the United States of \$1.1 billion. As of December 31, 2023, Blackstone held long-lived assets in the United Kingdom of \$141.7 million. No individual foreign country constituted more than 10% of Blackstone’s total long-lived assets as of December 31, 2024.

**Major Customer Information**

For the years ended December 31, 2024 and 2023, Blackstone Private Credit Fund (“BCRED”) accounted for an aggregate of \$980.6 million and \$762.6 million of Management and Advisory Fees, Net and Incentive Fees, respectively. For the years ended December 31, 2023 and 2022, BREIT accounted for \$839.9 million and \$841.3 million of Blackstone’s Management and Advisory Fees, Net, respectively. BCRED and BREIT are vehicles in Blackstone’s Credit & Insurance segment and Real Estate segment, respectively. Generally, for purposes of major customer analysis, Blackstone identifies the customer as the investors in its managed investment vehicles. For certain widely held vehicles like BCRED and BREIT, however, the investment vehicle is determined to be the customer. Blackstone evaluates the major customer disclosure in the context of its revenue streams as determined under the GAAP guidance for contracts with customers which includes Management and Advisory Fees, Net and Incentive Fees.

**Blackstone Inc.**  
**Notes to Consolidated Financial Statements—Continued**  
**(All Dollars are in Thousands, Except Share and Per Share Data, Except Where Noted)**

**Segment Presentation**

The following tables present the financial data for Blackstone’s four segments as of December 31, 2024 and 2023, and for the years ended December 31, 2024, 2023 and 2022.

	December 31, 2024 and the Year Then Ended				
	Real Estate	Private Equity	Credit & Insurance	Multi-Asset Investing	Total Segments
Management and Advisory Fees, Net					
Base Management Fees	\$ 2,716,983	\$ 2,027,855	\$1,561,649	\$ 474,395	\$ 6,780,882
Transaction, Advisory and Other Fees, Net	175,010	176,469	44,354	3,855	399,688
Management Fee Offsets	(16,716)	(6,044)	(24,196)	(80)	(47,036)
<b>Total Management and Advisory Fees, Net</b>	<b>2,875,277</b>	<b>2,198,280</b>	<b>1,581,807</b>	<b>478,170</b>	<b>7,133,534</b>
Fee Related Performance Revenues	203,425	1,185,428	747,092	—	2,135,945
Fee Related Compensation	(674,965)	(1,164,237)	(755,620)	(144,500)	(2,739,322)
Other Operating Expenses	(380,321)	(391,309)	(371,354)	(105,108)	(1,248,092)
<b>Fee Related Earnings</b>	<b>2,023,416</b>	<b>1,828,162</b>	<b>1,201,925</b>	<b>228,562</b>	<b>5,282,065</b>
Realized Performance Revenues	200,974	1,392,447	313,092	380,518	2,287,031
Realized Performance Compensation	(101,011)	(633,491)	(129,814)	(86,930)	(951,246)
Realized Principal Investment Income	14,522	52,356	39,855	(14,207)	92,526
<b>Total Net Realizations</b>	<b>114,485</b>	<b>811,312</b>	<b>223,133</b>	<b>279,381</b>	<b>1,428,311</b>
<b>Total Segment Distributable Earnings</b>	<b>\$ 2,137,901</b>	<b>\$ 2,639,474</b>	<b>\$1,425,058</b>	<b>\$ 507,943</b>	<b>\$ 6,710,376</b>
<b>Segment Assets</b>	<b>\$11,573,910</b>	<b>\$18,027,030</b>	<b>\$8,668,716</b>	<b>\$1,958,735</b>	<b>\$40,228,391</b>

**Blackstone Inc.**  
**Notes to Consolidated Financial Statements—Continued**  
**(All Dollars are in Thousands, Except Share and Per Share Data, Except Where Noted)**

	December 31, 2023 and the Year Then Ended				
	Real Estate	Private Equity	Credit & Insurance	Multi-Asset Investing	Total Segments
Management and Advisory Fees, Net					
Base Management Fees	\$ 2,794,232	\$ 1,903,972	\$1,297,406	\$ 470,237	\$ 6,465,847
Transaction, Advisory and Other Fees, Net	78,483	108,848	44,542	4,019	235,892
Management Fee Offsets	(29,357)	(5,228)	(3,907)	(3)	(38,495)
<b>Total Management and Advisory Fees, Net</b>	<b>2,843,358</b>	<b>2,007,592</b>	<b>1,338,041</b>	<b>474,253</b>	<b>6,663,244</b>
Fee Related Performance Revenues	294,240	—	564,287	—	858,527
Fee Related Compensation	(675,880)	(619,678)	(628,064)	(164,488)	(2,088,110)
Other Operating Expenses	(325,050)	(329,221)	(323,773)	(106,289)	(1,084,333)
<b>Fee Related Earnings</b>	<b>2,136,668</b>	<b>1,058,693</b>	<b>950,491</b>	<b>203,476</b>	<b>4,349,328</b>
Realized Performance Revenues	244,358	1,343,865	317,620	155,259	2,061,102
Realized Performance Compensation	(123,299)	(584,154)	(140,210)	(48,354)	(896,017)
Realized Principal Investment Income	7,628	76,220	21,752	5,332	110,932
<b>Total Net Realizations</b>	<b>128,687</b>	<b>835,931</b>	<b>199,162</b>	<b>112,237</b>	<b>1,276,017</b>
<b>Total Segment Distributable Earnings</b>	<b>\$ 2,265,355</b>	<b>\$ 1,894,624</b>	<b>\$1,149,653</b>	<b>\$ 315,713</b>	<b>\$ 5,625,345</b>
<b>Segment Assets</b>	<b>\$13,016,980</b>	<b>\$14,901,682</b>	<b>\$6,705,647</b>	<b>\$1,819,602</b>	<b>\$36,443,911</b>

	Year Ended December 31, 2022				
	Real Estate	Private Equity	Credit & Insurance	Multi-Asset Investing	Total Segments
Management and Advisory Fees, Net					
Base Management Fees	\$ 2,462,179	\$ 1,882,197	\$1,185,289	\$ 515,373	\$ 6,045,038
Transaction, Advisory and Other Fees, Net	171,424	97,972	34,481	6,240	310,117
Management Fee Offsets	(10,538)	(56,078)	(5,432)	(161)	(72,209)
<b>Total Management and Advisory Fees, Net</b>	<b>2,623,065</b>	<b>1,924,091</b>	<b>1,214,338</b>	<b>521,452</b>	<b>6,282,946</b>
Fee Related Performance Revenues	1,075,424	(648)	374,721	—	1,449,497
Fee Related Compensation	(1,039,125)	(599,758)	(512,727)	(179,165)	(2,330,775)
Other Operating Expenses	(315,331)	(314,967)	(260,028)	(98,697)	(989,023)
<b>Fee Related Earnings</b>	<b>2,344,033</b>	<b>1,008,718</b>	<b>816,304</b>	<b>243,590</b>	<b>4,412,645</b>
Realized Performance Revenues	2,985,713	1,206,594	147,285	121,746	4,461,338
Realized Performance Compensation	(1,168,045)	(550,306)	(63,845)	(31,901)	(1,814,097)
Realized Principal Investment Income	150,790	144,585	79,763	21,118	396,256
<b>Total Net Realizations</b>	<b>1,968,458</b>	<b>800,873</b>	<b>163,203</b>	<b>110,963</b>	<b>3,043,497</b>
<b>Total Segment Distributable Earnings</b>	<b>\$ 4,312,491</b>	<b>\$ 1,809,591</b>	<b>\$ 979,507</b>	<b>\$ 354,553</b>	<b>\$ 7,456,142</b>

**Blackstone Inc.**  
**Notes to Consolidated Financial Statements—Continued**  
**(All Dollars are in Thousands, Except Share and Per Share Data, Except Where Noted)**

**Reconciliations of Total Segment Amounts**

The following tables reconcile the Total Segment Revenues, Expenses and Distributable Earnings to their equivalent GAAP measure for the years ended December 31, 2024, 2023 and 2022 along with Total Assets as of December 31, 2024 and 2023:

	Year Ended December 31,		
	2024	2023	2022
<b>Revenues</b>			
<b>Total GAAP Revenues</b>	\$ 13,229,968	\$ 8,022,841	\$ 8,517,673
Less: Unrealized Performance Revenues (a)	(371,407)	1,691,788	3,436,978
Less: Unrealized Principal Investment (Income) Loss (b)	(271,868)	593,301	1,235,529
Less: Interest and Dividend Revenue (c)	(410,980)	(535,641)	(285,075)
Less: Other Revenue (d)	(123,166)	93,083	(183,754)
Impact of Consolidation (e)	(444,828)	(200,237)	(109,379)
Transaction-Related and Non-Recurring Items (f)	39,272	25,672	(24,656)
Intersegment Eliminations	2,045	2,998	2,721
<b>Total Segment Revenue (g)</b>	<u>\$ 11,649,036</u>	<u>\$ 9,693,805</u>	<u>\$ 12,590,037</u>

	Year Ended December 31,		
	2024	2023	2022
<b>Expenses</b>			
<b>Total GAAP Expenses</b>	\$ 6,819,326	\$ 4,981,130	\$ 4,973,025
Less: Unrealized Performance Allocations Compensation (h)	(140,021)	654,403	1,470,588
Less: Equity-Based Compensation (i)	(1,159,122)	(959,474)	(782,090)
Less: Interest Expense (j)	(444,417)	(429,521)	(316,569)
Impact of Consolidation (e)	(81,129)	(137,603)	(61,644)
Amortization of Intangibles (k)	(29,332)	(33,457)	(60,481)
Transaction-Related and Non-Recurring Items (f)	(17,100)	(309)	(81,789)
Administrative Fee Adjustment (l)	(11,590)	(9,707)	(9,866)
Intersegment Eliminations	2,045	2,998	2,721
<b>Total Segment Expenses (m)</b>	<u>\$ 4,938,660</u>	<u>\$ 4,068,460</u>	<u>\$ 5,133,895</u>

	Year Ended December 31,		
	2024	2023	2022
<b>Other Income</b>			
<b>Total GAAP Other Income (Loss)</b>	\$ 48,838	\$ (83,997)	\$ (82,859)
Impact of Consolidation (e)	(48,838)	83,997	82,859
<b>Total Segment Other Income</b>	<u>\$ —</u>	<u>\$ —</u>	<u>\$ —</u>

**Blackstone Inc.**  
**Notes to Consolidated Financial Statements—Continued**  
**(All Dollars are in Thousands, Except Share and Per Share Data, Except Where Noted)**

	Year Ended December 31,		
	2024	2023	2022
<b>Income Before Provision for Taxes</b>			
<b>Total GAAP Income Before Provision for Taxes</b>	\$6,459,480	\$2,957,714	\$ 3,461,789
Less: Unrealized Performance Revenues (a)	(371,407)	1,691,788	3,436,978
Less: Unrealized Principal Investment (Income) Loss (b)	(271,868)	593,301	1,235,529
Less: Interest and Dividend Revenue (c)	(410,980)	(535,641)	(285,075)
Less: Other Revenue (d)	(123,166)	93,083	(183,754)
Plus: Unrealized Performance Allocations Compensation (h)	140,021	(654,403)	(1,470,588)
Plus: Equity-Based Compensation (i)	1,159,122	959,474	782,090
Plus: Interest Expense (j)	444,417	429,521	316,569
Impact of Consolidation (e)	(412,537)	21,363	35,124
Amortization of Intangibles (k)	29,332	33,457	60,481
Transaction-Related and Non-Recurring Items (f)	56,372	25,981	57,133
Administrative Fee Adjustment (l)	11,590	9,707	9,866
<b>Total Segment Distributable Earnings</b>	<u>\$6,710,376</u>	<u>\$5,625,345</u>	<u>\$ 7,456,142</u>
		<b>As of December 31,</b>	
		<b>2024</b>	<b>2023</b>
<b>Total Assets</b>			
<b>Total GAAP Assets</b>		\$43,469,875	\$40,287,530
Impact of Consolidation (e)		(3,241,484)	(3,843,619)
<b>Total Segment Assets</b>		<u>\$40,228,391</u>	<u>\$36,443,911</u>

Segment basis presents revenues and expenses on a basis that deconsolidates the investment funds Blackstone manages and excludes the amortization of intangibles and Transaction-Related and Non-Recurring Items.

- (a) This adjustment removes Unrealized Performance Revenues on a segment basis.
- (b) This adjustment removes Unrealized Principal Investment (Income) Loss on a segment basis.
- (c) This adjustment removes Interest and Dividend Revenue on a segment basis.
- (d) This adjustment removes Other Revenue on a segment basis. For the years ended December 31, 2024, 2023 and 2022, Other Revenue on a GAAP basis was \$123.7 million, \$(92.9) million and \$184.6 million and included \$122.3 million, \$(94.7) million, and \$182.9 million of foreign exchange gains (losses), respectively.
- (e) This adjustment reverses the effect of consolidating Blackstone Funds, which are excluded from Blackstone's segment presentation. This adjustment includes the elimination of Blackstone's interest in these funds, the removal of amounts attributable to the reimbursement of certain expenses by the Blackstone Funds and certain NAV-based fee arrangements, which are presented on a gross basis under GAAP but as a reduction of Management and Advisory Fees, Net in the Total Segment measures, and the removal of amounts associated with the ownership of Blackstone consolidated operating partnerships held by non-controlling interests.
- (f) This adjustment removes Transaction-Related and Non-Recurring Items, which are excluded from Blackstone's segment presentation. Transaction-Related and Non-Recurring Items arise from corporate actions including acquisitions, divestitures, Blackstone's initial public offering and non-recurring gains, losses, or other charges, if any. They consist primarily of equity-based compensation charges, gains and losses on contingent consideration arrangements, changes in the balance of the Tax Receivable Agreement resulting from a change in tax law or similar event, transaction costs, gains or losses associated with these corporate actions and non-recurring gains, losses or other charges that affect period-to-period comparability and are not reflective of Blackstone's operational performance. For the year ended December 31, 2024, this adjustment includes removal of an accrual for a liability for a legal matter.

**Blackstone Inc.**  
**Notes to Consolidated Financial Statements—Continued**  
**(All Dollars are in Thousands, Except Share and Per Share Data, Except Where Noted)**

(g) Total Segment Revenues is comprised of the following:

	Year Ended December 31,		
	2024	2023	2022
Total Segment Management and Advisory Fees, Net	\$ 7,133,534	\$ 6,663,244	\$ 6,282,946
Total Segment Fee Related Performance Revenues	2,135,945	858,527	1,449,497
Total Segment Realized Performance Revenues	2,287,031	2,061,102	4,461,338
Total Segment Realized Principal Investment Income	92,526	110,932	396,256
<b>Total Segment Revenues</b>	<b>\$11,649,036</b>	<b>\$9,693,805</b>	<b>\$12,590,037</b>

(h) This adjustment removes Unrealized Performance Allocations Compensation.

(i) This adjustment removes Equity-Based Compensation on a segment basis.

(j) This adjustment adds back Interest Expense on a segment basis, excluding interest expense related to the Tax Receivable Agreement.

(k) This adjustment removes the amortization of transaction-related intangibles, which are excluded from Blackstone's segment presentation.

(l) This adjustment adds an amount equal to an administrative fee collected on a quarterly basis from certain holders of Blackstone Holdings Partnership Units. The administrative fee is accounted for as a capital contribution under GAAP, but is reflected as a reduction of Other Operating Expenses in Blackstone's segment presentation.

(m) Total Segment Expenses is comprised of the following:

	Year Ended December 31,		
	2024	2023	2022
Total Segment Fee Related Compensation	\$2,739,322	\$ 2,088,110	\$ 2,330,775
Total Segment Realized Performance Compensation	951,246	896,017	1,814,097
Total Segment Other Operating Expenses	1,248,092	1,084,333	989,023
<b>Total Segment Expenses</b>	<b>\$4,938,660</b>	<b>\$ 4,068,460</b>	<b>\$ 5,133,895</b>

#### Reconciliations of Total Segment Components

The following tables reconcile the components of Total Segments to their equivalent GAAP measures, reported on the Consolidated Statement of Operations for the years ended December 31, 2024, 2023 and 2022:

	Year Ended December 31,		
	2024	2023	2022
<b>Management and Advisory Fees, Net</b>			
GAAP	\$7,188,936	\$ 6,671,260	\$ 6,303,315
Segment Adjustment (a)	(55,402)	(8,016)	(20,369)
<b>Total Segment</b>	<b>\$7,133,534</b>	<b>\$ 6,663,244</b>	<b>\$ 6,282,946</b>

**Blackstone Inc.**  
**Notes to Consolidated Financial Statements—Continued**  
**(All Dollars are in Thousands, Except Share and Per Share Data, Except Where Noted)**

	Year Ended December 31,		
	2024	2023	2022
<b>GAAP Realized Performance Revenues to Total Segment Fee Related Performance Revenues</b>			
GAAP			
Incentive Fees	\$ 964,178	\$ 695,171	\$ 525,127
Investment Income — Realized Performance Allocations	3,457,746	2,223,841	5,381,640
<b>GAAP</b>	<b>4,421,924</b>	<b>2,919,012</b>	<b>5,906,767</b>
Total Segment			
Less: Realized Performance Revenues	(2,287,031)	(2,061,102)	(4,461,338)
Segment Adjustment (b)	1,052	617	4,068
<b>Total Segment</b>	<b>\$ 2,135,945</b>	<b>\$ 858,527</b>	<b>\$ 1,449,497</b>

	Year Ended December 31,		
	2024	2023	2022
<b>GAAP Compensation to Total Segment Fee Related Compensation</b>			
GAAP			
Compensation	\$ 3,048,229	\$ 2,785,447	\$ 2,569,780
Incentive Fee Compensation	373,586	281,067	207,998
Realized Performance Allocations Compensation	1,432,217	900,859	2,225,264
<b>GAAP</b>	<b>4,854,032</b>	<b>3,967,373</b>	<b>5,003,042</b>
Total Segment			
Less: Realized Performance Compensation	(951,246)	(896,017)	(1,814,097)
Less: Equity-Based Compensation — Fee Related Compensation	(1,143,054)	(946,575)	(772,170)
Less: Equity-Based Compensation — Performance Compensation	(16,068)	(12,899)	(9,920)
Segment Adjustment (c)	(4,342)	(23,772)	(76,080)
<b>Total Segment</b>	<b>\$ 2,739,322</b>	<b>\$ 2,088,110</b>	<b>\$ 2,330,775</b>

	Year Ended December 31,		
	2024	2023	2022
<b>GAAP General, Administrative and Other to Total Segment Other Operating Expenses</b>			
GAAP			
Segment Adjustment (d)	\$ 1,361,909	\$ 1,117,305	\$ 1,092,671
	(113,817)	(32,972)	(103,648)
<b>Total Segment</b>	<b>\$ 1,248,092</b>	<b>\$ 1,084,333</b>	<b>\$ 989,023</b>

**Blackstone Inc.**  
**Notes to Consolidated Financial Statements—Continued**  
**(All Dollars are in Thousands, Except Share and Per Share Data, Except Where Noted)**

	Year Ended December 31,		
	2024	2023	2022
<b>Realized Performance Revenues</b>			
GAAP			
Incentive Fees	\$ 964,178	\$ 695,171	\$ 525,127
Investment Income — Realized Performance Allocations	3,457,746	2,223,841	5,381,640
<b>GAAP</b>	<b>4,421,924</b>	<b>2,919,012</b>	<b>5,906,767</b>
Total Segment			
Less: Fee Related Performance Revenues	(2,135,945)	(858,527)	(1,449,497)
Segment Adjustment (b)	1,052	617	4,068
<b>Total Segment</b>	<b>\$ 2,287,031</b>	<b>\$ 2,061,102</b>	<b>\$ 4,461,338</b>

	Year Ended December 31,		
	2024	2023	2022
<b>Realized Performance Compensation</b>			
GAAP			
Incentive Fee Compensation	\$ 373,586	\$ 281,067	\$ 207,998
Realized Performance Allocations Compensation	1,432,217	900,859	2,225,264
<b>GAAP</b>	<b>1,805,803</b>	<b>1,181,926</b>	<b>2,433,262</b>
Total Segment			
Less: Fee Related Performance Compensation (e)	(838,489)	(273,010)	(609,245)
Less: Equity-Based Compensation — Performance Compensation	(16,068)	(12,899)	(9,920)
<b>Total Segment</b>	<b>\$ 951,246</b>	<b>\$ 896,017</b>	<b>\$ 1,814,097</b>

	Year Ended December 31,		
	2024	2023	2022
<b>Realized Principal Investment Income</b>			
GAAP			
GAAP	\$ 332,258	\$ 303,823	\$ 850,327
Segment Adjustment (f)	(239,732)	(192,891)	(454,071)
<b>Total Segment</b>	<b>\$ 92,526</b>	<b>\$ 110,932</b>	<b>\$ 396,256</b>

Segment basis presents revenues and expenses on a basis that deconsolidates the investment funds Blackstone manages and excludes the amortization of intangibles, the expense of equity-based awards and Transaction-Related and Non-Recurring Items.

- (a) Represents (1) the add back of net management fees earned from consolidated Blackstone Funds which have been eliminated in consolidation, and (2) the removal of amounts attributable to the reimbursement of certain expenses by the Blackstone Funds and certain NAV-based fee arrangements, which are presented on a gross basis under GAAP but as a reduction of Management and Advisory Fees, Net in the Total Segment measures.
- (b) Represents the add back of Performance Revenues earned from consolidated Blackstone Funds which have been eliminated in consolidation.
- (c) Represents the removal of Transaction-Related and Non-Recurring Items that are not recorded in the Total Segment measures.



**Blackstone Inc.**  
**Notes to Consolidated Financial Statements—Continued**  
**(All Dollars are in Thousands, Except Share and Per Share Data, Except Where Noted)**

---

- (d) Represents the (1) removal of Transaction-Related and Non-Recurring Items that are not recorded in the Total Segment measures, (2) removal of amounts attributable to certain expenses that are reimbursed by the Blackstone Funds and certain NAV-based fee arrangements, which are presented on a gross basis under GAAP but as a reduction of Management and Advisory Fees, Net in the Total Segment measures, and (3) a reduction equal to an administrative fee collected on a quarterly basis from certain holders of Blackstone Holdings Partnership Units which is accounted for as a capital contribution under GAAP, but is reflected as a reduction of Other Operating Expenses in Blackstone's segment presentation. For the year ended December 31, 2024, this adjustment includes removal of an accrual for a liability for a legal matter.
- (e) Fee related performance compensation may include equity-based compensation based on fee related performance revenues.
- (f) Represents (1) the add back of Principal Investment Income, including general partner income, earned from consolidated Blackstone Funds which have been eliminated in consolidation, and (2) the removal of amounts associated with the ownership of Blackstone consolidated operating partnerships held by non-controlling interests.

**20. Subsequent Events**

There have been no events since December 31, 2024 that require recognition or disclosure in the consolidated financial statements.

Item 8A. Unaudited Supplemental Presentation of Statements of Financial Condition

**Blackstone Inc.**  
**Unaudited Consolidating Statements of Financial Condition**  
(Dollars in Thousands)

	December 31, 2024			
	Consolidated Operating Partnerships	Consolidated Blackstone Funds (a)	Reclasses and Eliminations	Consolidated
<b>Assets</b>				
Cash and Cash Equivalents	\$ 1,972,140	\$ —	\$ —	\$ 1,972,140
Cash Held by Blackstone Funds and Other	—	204,052	—	204,052
Investments	26,791,383	3,890,732	(881,549)	29,800,566
Accounts Receivable	191,937	45,993	—	237,930
Due from Affiliates	5,436,866	21,089	(48,640)	5,409,315
Intangible Assets, Net	165,243	—	—	165,243
Goodwill	1,890,202	—	—	1,890,202
Other Assets	938,052	9,807	—	947,859
Right-of-Use Assets	838,620	—	—	838,620
Deferred Tax Assets	2,003,948	—	—	2,003,948
<b>Total Assets</b>	<u>\$40,228,391</u>	<u>\$4,171,673</u>	<u>\$(930,189)</u>	<u>\$43,469,875</u>
<b>Liabilities and Equity</b>				
Loans Payable	\$11,233,468	\$ 87,488	\$ —	\$11,320,956
Due to Affiliates	2,582,178	276,789	(50,819)	2,808,148
Accrued Compensation and Benefits	6,087,700	—	—	6,087,700
Operating Lease Liabilities	965,742	—	—	965,742
Accounts Payable, Accrued Expenses and Other Liabilities	2,723,551	68,763	—	2,792,314
<b>Total Liabilities</b>	<u>23,592,639</u>	<u>433,040</u>	<u>(50,819)</u>	<u>23,974,860</u>
<b>Redeemable Non-Controlling Interests in Consolidated Entities</b>	<u>1</u>	<u>801,398</u>	<u>—</u>	<u>801,399</u>
<b>Equity</b>				
Common Stock	7	—	—	7
Series I Preferred Stock	—	—	—	—
Series II Preferred Stock	—	—	—	—
Additional Paid-in-Capital	7,444,561	878,014	(878,014)	7,444,561
Retained Earnings	808,079	1,356	(1,356)	808,079
Accumulated Other Comprehensive Loss	(20,590)	(19,736)	—	(40,326)
Non-Controlling Interests in Consolidated Entities	4,077,342	2,077,601	—	6,154,943
Non-Controlling Interests in Blackstone Holdings	4,326,352	—	—	4,326,352
<b>Total Equity</b>	<u>16,635,751</u>	<u>2,937,235</u>	<u>(879,370)</u>	<u>18,693,616</u>
<b>Total Liabilities and Equity</b>	<u>\$40,228,391</u>	<u>\$4,171,673</u>	<u>\$(930,189)</u>	<u>\$43,469,875</u>

**Blackstone Inc.**  
**Unaudited Consolidating Statements of Financial Condition—Continued**  
(Dollars in Thousands)

	December 31, 2023			
	Consolidated Operating Partnerships	Consolidated Blackstone Funds (a)	Reclasses and Eliminations	Consolidated
<b>Assets</b>				
Cash and Cash Equivalents	\$ 2,955,866	\$ —	\$ —	\$ 2,955,866
Cash Held by Blackstone Funds and Other	—	316,197	—	316,197
Investments	22,595,236	4,319,483	(768,097)	26,146,622
Accounts Receivable	186,370	6,995	—	193,365
Due from Affiliates	4,498,250	13,901	(45,630)	4,466,521
Intangible Assets, Net	201,208	—	—	201,208
Goodwill	1,890,202	—	—	1,890,202
Other Assets	944,078	770	—	944,848
Right-of-Use Assets	841,307	—	—	841,307
Deferred Tax Assets	2,331,394	—	—	2,331,394
<b>Total Assets</b>	<b>\$36,443,911</b>	<b>\$4,657,346</b>	<b>\$(813,727)</b>	<b>\$40,287,530</b>
<b>Liabilities and Equity</b>				
Loans Payable	\$10,616,937	\$ 687,122	\$ —	\$11,304,059
Due to Affiliates	2,273,008	220,758	(100,356)	2,393,410
Accrued Compensation and Benefits	5,247,766	—	—	5,247,766
Operating Lease Liabilities	989,823	—	—	989,823
Accounts Payable, Accrued Expenses and Other Liabilities	1,886,086	391,172	—	2,277,258
<b>Total Liabilities</b>	<b>21,013,620</b>	<b>1,299,052</b>	<b>(100,356)</b>	<b>22,212,316</b>
<b>Redeemable Non-Controlling Interests in Consolidated Entities</b>	<b>9</b>	<b>1,179,064</b>	<b>—</b>	<b>1,179,073</b>
<b>Equity</b>				
Common Stock	7	—	—	7
Series I Preferred Stock	—	—	—	—
Series II Preferred Stock	—	—	—	—
Additional Paid-in-Capital	6,175,190	701,792	(701,792)	6,175,190
Retained Earnings	660,734	11,579	(11,579)	660,734
Accumulated Other Comprehensive Income (Loss)	(36,175)	17,042	—	(19,133)
Non-Controlling Interests in Consolidated Entities	3,728,438	1,448,817	—	5,177,255
Non-Controlling Interests in Blackstone Holdings	4,902,088	—	—	4,902,088
<b>Total Equity</b>	<b>15,430,282</b>	<b>2,179,230</b>	<b>(713,371)</b>	<b>16,896,141</b>
<b>Total Liabilities and Equity</b>	<b>\$36,443,911</b>	<b>\$4,657,346</b>	<b>\$(813,727)</b>	<b>\$40,287,530</b>

(a) The Consolidated Blackstone Funds consisted of the following:

Blackstone Annex Onshore Fund L.P.  
Blackstone Horizon Fund L.P.  
BTD CP Holdings LP

Blackstone Dislocation Fund L.P.  
Blackstone European Property Income Fund (Master) FCP\*  
Blackstone European Property Income Fund SICAV\*  
BEPIF (Aggregator) SCSp  
BX Shipston SCSp\*\*  
Blackstone Infrastructure Partners Europe F (CYM) L.P.\*  
Blackstone Infrastructure Partners Europe Lower Fund 1 (LUX) SCSp\*  
Blackstone Infrastructure Partners F.4 L.P.\*  
Blackstone Infrastructure Strategies L.P.\*  
Blackstone Private Equity Strategies Fund L.P.\*\*  
Blackstone Private Equity Strategies Fund SICAV\*\*  
Blackstone Private Equity Strategies Fund (Master) FCP\*\*  
Clover Credit Partners CLO III, Ltd.  
Bayswater Park CLO, Ltd.\*\*  
Peebles Park CLO, Ltd.\*\*  
Private equity side-by-side investment vehicles  
Real estate side-by-side investment vehicles

\* Consolidated as of December 31, 2024 only

\*\* Consolidated as of December 31, 2023 only

## **Item 9. Changes in and Disagreements With Accountants on Accounting and Financial Disclosure**

None.

## **Item 9A. Controls and Procedures**

### **Evaluation of Disclosure Controls and Procedures**

We maintain “disclosure controls and procedures,” as such term is defined in Rules 13a-15(e) and 15d-15(e) under the Securities Exchange Act of 1934, as amended (the “Exchange Act”), that are designed to ensure that information required to be disclosed by us in reports that we file or submit under the Exchange Act is recorded, processed, summarized and reported within the time periods specified in Securities and Exchange Commission rules and forms, and that such information is accumulated and communicated to our management, including our Chief Executive Officer and Chief Financial Officer, as appropriate, to allow timely decisions regarding required disclosure. In designing disclosure controls and procedures, our management necessarily was required to apply its judgment in evaluating the cost-benefit relationship of possible disclosure controls and procedures. The design of any disclosure controls and procedures also is based in part upon certain assumptions about the likelihood of future events, and there can be no assurance that any design will succeed in achieving its stated goals under all potential future conditions. Any controls and procedures, no matter how well designed and operated, can provide only reasonable assurance of achieving the desired objectives.

Our management, including our Chief Executive Officer and Chief Financial Officer, evaluated the effectiveness of our disclosure controls and procedures pursuant to Rule 13a-15 and 15d-15(e) under the Exchange Act as of the end of the period covered by this report. Based on that evaluation, our Chief Executive Officer and Chief Financial Officer have concluded that, as of the end of the period covered by this Annual Report on Form 10-K, our disclosure controls and procedures (as defined in Rule 13a-15(e) and 15d-15(e) under the Exchange Act) are effective at the reasonable assurance level to accomplish their objectives of ensuring that information we are required to disclose in reports that we file or submit under the Exchange Act is recorded, processed, summarized and reported within the time periods specified in Securities and Exchange Commission rules and forms, and that such information is accumulated and communicated to our management, including our Chief Executive Officer and Chief Financial Officer, as appropriate, to allow timely decisions regarding required disclosure.

### **Changes in Internal Control over Financial Reporting**

No change in our internal control over financial reporting (as such term is defined in Rules 13a-15(f) and 15d-15(f) under the Exchange Act) occurred during our most recent quarter that has materially affected, or is reasonably likely to materially affect, our internal control over financial reporting.

### **Management’s Report on Internal Control Over Financial Reporting**

Management of Blackstone Inc. and subsidiaries (“Blackstone”) is responsible for establishing and maintaining adequate internal control over financial reporting. Blackstone’s internal control over financial reporting is a process designed under the supervision of its principal executive and principal financial officers to provide reasonable assurance regarding the reliability of financial reporting and the preparation of its consolidated financial statements for external reporting purposes in accordance with accounting principles generally accepted in the United States of America.

Blackstone’s internal control over financial reporting includes policies and procedures that pertain to the maintenance of records that, in reasonable detail, accurately and fairly reflect transactions and dispositions of assets; provide reasonable assurances that transactions are recorded as necessary to permit preparation of financial statements in accordance with generally accepted accounting principles, and that receipts and expenditures are being made only in accordance with authorizations of management and the directors; and provide reasonable assurance regarding prevention or timely detection of unauthorized acquisition, use or disposition of Blackstone’s assets that could have a material effect on its financial statements.

Because of its inherent limitations, internal control over financial reporting may not prevent or detect misstatements. In addition, projections of any evaluation of effectiveness to future periods are subject to the risk that controls may become inadequate because of changes in conditions or that the degree of compliance with the policies or procedures may deteriorate.

Management conducted an assessment of the effectiveness of Blackstone's internal control over financial reporting as of December 31, 2024 based on the framework established in *Internal Control — Integrated Framework (2013)* issued by the Committee of Sponsoring Organizations of the Treadway Commission. Based on this assessment, management has determined that Blackstone's internal control over financial reporting as of December 31, 2024 was effective.

Deloitte & Touche LLP, an independent registered public accounting firm, has audited Blackstone's financial statements included in this Annual Report on Form 10-K and issued its report on the effectiveness of Blackstone's internal control over financial reporting as of December 31, 2024, which is included herein.

## **Item 9B. Other Information**

### **Section 13(r) Disclosure**

Pursuant to Section 219 of the Iran Threat Reduction and Syria Human Rights Act of 2012, which added Section 13(r) of the Exchange Act, Blackstone hereby incorporates by reference herein Exhibit 99.1 of this report, which includes disclosures provided to us by Mundys S.p.A.

## **Item 9C. Disclosures Regarding Foreign Jurisdictions that Prevent Inspections**

Not applicable.

## Part III.

### Item 10. Directors, Executive Officers and Corporate Governance

#### Directors and Executive Officers of Blackstone Inc.

Our directors and executive officers as of the date of this filing are:

<u>Name</u>	<u>Age</u>	<u>Position</u>
Stephen A. Schwarzman	78	Co-Founder, Chairman and Chief Executive Officer and Director
Jonathan D. Gray	55	President, Chief Operating Officer and Director
Michael S. Chae	56	Vice Chairman and Chief Financial Officer
John G. Finley	68	Chief Legal Officer
Vikrant Sawhney	54	Chief Administrative Officer and Global Head of Institutional Client Solutions
Joseph P. Baratta	54	Director
James W. Breyer	63	Director
Reginald J. Brown	57	Director
Rochelle B. Lazarus	77	Director
William G. Parrett	79	Director
Ruth Porat	67	Director

**Stephen A. Schwarzman** is the Chairman, Chief Executive Officer and Co-Founder of Blackstone and the Chairman of our board of directors. Mr. Schwarzman was elected Chairman of the board of directors effective March 20, 2007. He also sits on the firm's Management Committee. Mr. Schwarzman has been involved in all phases of the firm's development since its founding in 1985. Mr. Schwarzman is an active philanthropist with a history of supporting education, as well as culture and the arts, among other things. In 2020, he signed The Giving Pledge, committing to give the majority of his wealth to philanthropic causes. In both business and philanthropy, Mr. Schwarzman has dedicated himself to tackling big problems with transformative solutions. Since 2019, he has donated £185 million to the University of Oxford to help redefine the study of the humanities for the 21st century. His gift – the largest single donation to Oxford since the renaissance – will create a new Centre for the Humanities which unites all humanities faculties under one roof for the first time in Oxford's history and will offer new performing arts and exhibition venues as well as a new Institute for Ethics in AI. In October 2018, he announced a foundational \$350 million gift to establish the MIT Schwarzman College of Computing, an interdisciplinary hub which will reorient MIT to address the opportunities and challenges presented by the rise of artificial intelligence, including critical ethical and policy considerations to ensure that the technologies are employed for the common good. Since 2015, Mr. Schwarzman has donated \$162.8 million to Yale University to establish the Schwarzman Center, a first-of-its-kind campus center in Yale's historic "Commons" building, and also gave a founding gift of \$40 million to the Inner-City Scholarship Fund, which provides tuition assistance to underprivileged children attending Catholic schools in the Archdiocese of New York. In 2013, he founded an international scholarship program, "Schwarzman Scholars," at Tsinghua University in Beijing to educate future leaders about China. At over \$575 million, the program is modeled on the Rhodes Scholarship and is the single largest philanthropic effort in China's history coming largely from international donors. Mr. Schwarzman is Co-Chair of the board of trustees of Schwarzman Scholars. In 2007, Mr. Schwarzman donated \$100 million to the New York Public Library on whose board he serves. In 2019, Mr. Schwarzman published his first book, *What It Takes: Lessons in the Pursuit of Excellence*, a New York Times Best Seller which draws from his experiences in business, philanthropy and public service. Mr. Schwarzman is a member of The Council on Foreign Relations, The Business Council, The Business Roundtable, and The International Business Council of the World Economic Forum. He is the former co-chair of the Partnership for New York City and serves on the boards of The Asia Society and New York Presbyterian Hospital, as well as on The Advisory Board of the School of Economics and Management at Tsinghua University, Beijing. He is a Trustee of The Frick Collection in New York City and Chairman Emeritus of the board of directors of The John F.

Kennedy Center for the Performing Arts. In 2007, Mr. Schwarzman was included in TIME's "100 Most Influential People." In 2016, he topped Forbes Magazine's list of the most influential people in finance and in 2018 was ranked in the Top 50 on Forbes' list of the "World's Most Powerful People." The Republic of France has awarded Mr. Schwarzman both the Légion d'Honneur and the Ordre des Arts et des Lettres at the Commandeur level. Mr. Schwarzman is one of the only Americans to receive both awards recognizing significant contributions to France. He was also awarded the Order of the Aztec Eagle, Mexico's highest honor for foreigners, for his work on behalf of the U.S. in support of the U.S.-Mexico-Canada Agreement in 2018. In 2024, Mr. Schwarzman was appointed as an Honorary Knight of the Most Excellent Order of the British Empire (KBE) in recognition of his services to philanthropy. Mr. Schwarzman holds a BA from Yale University and an MBA from Harvard Business School. He has served as an adjunct professor at the Yale School of Management and on the Harvard Business School Board of Dean's Advisors.

**Jonathan D. Gray** is President and Chief Operating Officer of Blackstone and has been a member of our board of directors since February 2012. He sits on the firm's Management Committee and nearly all of its investment committees. Mr. Gray was appointed to his current role in 2018. Mr. Gray previously served as Global Head of Real Estate, helping build that business into the largest commercial real estate platform in the world. He joined Blackstone in 1992 in the M&A and Private Equity areas. Mr. Gray has served as chairman of the board of directors of Hilton Worldwide Holdings Inc. since 2007 and is also on the board of directors of XRG. He previously served on the board of directors of Corebridge Financial. Mr. Gray and his wife, Mindy, established the Basser Center for BRCA at the University of Pennsylvania School of Medicine in 2012 focused on the prevention and treatment of BRCA-related cancers. They have also established numerous programs for low-income children in New York, including creating NYC Kids RISE, college savings initiative provided to every NYC public school kindergartner. The Grays have been named to The Chronicle of Philanthropy's list of the largest donors in the U.S. Mr. Gray received a BS in Economics from the Wharton School, as well as a BA in English from the College of Arts and Sciences at the University of Pennsylvania.

**Michael S. Chae** is Blackstone's Vice Chairman and Chief Financial Officer and a member of the firm's Management Committee and investment committees across most of the firm's businesses. Mr. Chae has served as Blackstone's Vice Chairman and Chief Financial Officer since January 2025 and August 2015, respectively. He chairs our firmwide valuation and enterprise risk committees. Since joining Blackstone in 1997, Mr. Chae has served in a broad range of leadership roles including Head of International Private Equity, Head of Private Equity for Asia/Pacific, and as a senior partner in the U.S. private equity business, where he led numerous investments and served on the boards of many private and publicly traded portfolio companies. Before joining Blackstone, Mr. Chae worked at The Carlyle Group and Dillon, Read & Co. Mr. Chae received an AB from Harvard College, an MPhil. in International Relations from Cambridge University and a JD from Yale Law School. Mr. Chae serves on the boards of the Harvard Management Company, the Robin Hood Foundation, the Asia Society and St. Bernard's School. He previously served as the President of the board of trustees of the Lawrenceville School where he remains a trustee emeritus. He is a member of the Council on Foreign Relations and founded the Chae Initiative in Private Sector Leadership at Yale Law School.

**John G. Finley** is Chief Legal Officer of Blackstone and a member of the firm's Management Committee. Before joining Blackstone in September 2010, Mr. Finley had been a partner with Simpson Thacher & Bartlett where he was a member of that law firm's Executive Committee and Co-Head of Global Mergers & Acquisitions. Mr. Finley is an Adviser on the American Law Institute's Restatement of the Law, Corporate Governance project and a member of the Dean's Advisory Board of Harvard Law School, Gettysburg Foundation, and Board of Advisors of the Penn Institute for Law and Economics. Mr. Finley previously served as a director at Tradeweb. He has served on the U.S. Advisory Council on Historic Preservation, the Committee of Securities Regulation of the New York State Bar Association and the Board of Advisors of the Knight-Bagehot Fellowship in Economics and Business Journalism at Columbia University. Mr. Finley received a BS in Economics from the Wharton School of the University of Pennsylvania, a BA in History from the College of Arts and Sciences of the University of Pennsylvania, and a JD from Harvard Law School.



**Vikrant Sawhney** is Blackstone's Chief Administrative Officer and Global Head of Institutional Client Solutions and a member of the firm's Management Committee. Mr. Sawhney has served as Blackstone's Chief Administrative Officer and Global Head of Institutional Client Services since September 2019. Since joining Blackstone in 2007, Mr. Sawhney started Blackstone Capital Markets and also served as the Chief Operating Officer of the Private Equity group. Before joining Blackstone, Mr. Sawhney worked as a Managing Director at Deutsche Bank, and prior to that at the law firm of Simpson Thacher & Bartlett. Mr. Sawhney currently sits on the Board of the Blackstone Charitable Foundation. He is also the chair of the board of directors of Dream, an east Harlem-based educational and social services organization, and a Trustee of Quinnipiac University. He graduated magna cum laude from Dartmouth College, where he was elected to Phi Beta Kappa. He received a JD, cum laude, from Harvard Law School.

**Joseph P. Baratta** is Global Head of Private Equity Strategies at Blackstone and a member of the board of directors. Mr. Baratta joined the board of directors in March 2020 and has served as Blackstone's Global Head of Private Equity since July 2012. He also sits on the firm's Management Committee. Mr. Baratta joined Blackstone in 1998, and in 2001 he moved to London to help establish Blackstone's corporate private equity business in Europe. Before joining Blackstone, Mr. Baratta was with Tincum Incorporated and McCown De Leeuw & Company. Mr. Baratta also worked at Morgan Stanley in its mergers and acquisitions department. Mr. Baratta has served on the boards of a number of Blackstone portfolio companies and currently serves as a member or observer on the boards of directors of First Eagle Investment Management, Refinitiv, SESAC, Ancestry, Candle Media and Merlin Entertainments Group. He is a trustee of the Tate Foundation and serves on the board of Year Up, an organization focused on youth employment. Mr. Baratta graduated magna cum laude from Georgetown University.

**James W. Breyer** is a member of our board of directors. Mr. Breyer joined the board of directors in July 2016. Since 2006, Mr. Breyer has been the Founder and Chief Executive Officer of Breyer Capital, a premier venture capital firm based in Austin, Texas and Menlo Park, California. Mr. Breyer has been an early investor in over 40 technology companies that have completed successful public offerings or mergers. He served as Partner at Accel Partners from 1990 to 2016 and Managing Partner from 1995 to 2011. Over the past several years, Mr. Breyer has developed a deep personal and investment interest in long-term oriented entrepreneurs and teams working in artificial/augmented intelligence and human-assisted intelligence and has made numerous investments in this space. Mr. Breyer previously served on the board of directors of Twenty-First Century Fox, Inc. from 2011 to 2019, Facebook, Inc. from 2005 to 2013, Etsy, Inc. from 2008 to 2016, Dell, Inc. from 2009 to 2013 and Wal-Mart Stores, Inc. from 2001 to 2013, as well as a number of other technology companies. Mr. Breyer is currently a member of Harvard Business School's Board of Dean's Advisors, a member of Harvard University's Global Advisory Council, a founding member of the Dean's Advisory Board of Stanford University's School of Engineering, Chairman of the Stanford Engineering Venture Fund and founding member of the Stanford Institute for Human-Assisted Artificial Intelligence Advisory Board. In addition, Mr. Breyer is a long-time active volunteer as a Trustee of the San Francisco Museum of Modern Art, the Metropolitan Museum of Art, the American Film Institute and Stanford's Center for Philanthropy and Civil Society.

**Reginald J. Brown** is a member of the board of directors of Blackstone. Mr. Brown joined the board of directors in September 2020. Since December 2020, Mr. Brown has been a partner in the Washington, D.C. office of Kirkland & Ellis LLP. Prior to joining Kirkland, Mr. Brown was a partner at WilmerHale from 2005 to 2020, where he served as chairman of the firm's Financial Institutions Group and led the firm's congressional investigations practice as vice chair of the Crisis Management and Strategic Response Group. From 2003 to 2005, Mr. Brown served as associate White House Counsel and special assistant to the President, and prior to serving in government, he worked as Assistant to the CEO and Vice President for Corporate Strategy at Nationwide Mutual Insurance Company. Mr. Brown holds a BA from Yale University and a JD from Harvard Law School.

**Rochelle B. Lazarus** is a member of our board of directors. Ms. Lazarus joined the board of directors in July 2013. Ms. Lazarus is Chairman Emeritus of Ogilvy & Mather and served as Chairman of that company from 1997 to June 2012. Prior to becoming Chief Executive Officer and Chairman, she also served as President of O&M Direct North America, Ogilvy & Mather New York, and Ogilvy & Mather North America. Ms. Lazarus currently serves on the boards of Rockefeller Capital Management, Organon, World Wildlife Fund, Lincoln Center for the Performing Arts and the Partnership for New York City. She also previously served on the boards of directors of General Electric Company and Merck & Co. Ms. Lazarus is a trustee of the New York Presbyterian Hospital and is a member of the Board of Overseers of Columbia Business School.

**William G. Parrett** is a member of our board of directors. Mr. Parrett joined the board of directors in November 2007. Until May 2007, Mr. Parrett served as the Chief Executive Officer of Deloitte Touche Tohmatsu and Senior Partner of Deloitte (USA). Certain of the member firms of Deloitte Touche Tohmatsu or their subsidiaries and affiliates provide professional services to Blackstone or its affiliates. Mr. Parrett co-founded the Global Financial Services Industry practice of Deloitte and served as its first Chairman. Mr. Parrett is a member of the board of directors and the nominating and governance committee of Oracle Corporation. Mr. Parrett is a senior advisor to the New York Foundation for Senior Citizens. Mr. Parrett was also previously a member of the boards of directors of Eastman Kodak Company, Thermo Fisher Scientific Inc., UBS AG, UBS Americas, Conduent Inc. and ThoughtWorks, Inc. Mr. Parrett is a past Senior Trustee of the United States Council for International Business and a past Chairman of the Board of Trustees of United Way Worldwide. Mr. Parrett is a Certified Public Accountant with an active license.

**Ruth Porat** is a member of the board of directors of Blackstone. Ms. Porat joined the board of directors in June 2020. Ms. Porat is President and Chief Investment Officer of Alphabet and Google. She joined Google as Senior Vice President and Chief Financial Officer in May 2015 and has held the same title at Alphabet since it was created in October 2015. She has served as President and Chief Investment Officer of Alphabet and Google since September 2023. As President and Chief Investment Officer, she has responsibility for, among other things, their corporate investments and investment vehicles, including GV and CapG, the Other Bets investment portfolio, Real Estate and Workplace Services, and other infrastructure. The role also includes engaging with policymakers and regulators globally regarding their contributions to economic growth, job creation and opportunity, competitiveness, and infrastructure expansion. Prior to joining Google, Ms. Porat was Executive Vice President and Chief Financial Officer of Morgan Stanley and held roles there that included Vice Chairman of Investment Banking, Co-Head of Technology Investment Banking and Global Head of the Financial Institutions Group. Ms. Porat is a member of the boards of directors of the Council on Foreign Relations and Bloomberg Philanthropies, and the Board of Trustees of Memorial Sloan Kettering Cancer Center. She previously spent ten years on Stanford University's Board of Trustees and on the Board of the Stanford Management Company. Ms. Porat holds a BA from Stanford University, an MSc from The London School of Economics and an MBA from the Wharton School.

## **Governance and Board Composition**

Our capital stock consists of common stock, Series I preferred stock and Series II preferred stock. Under our amended and restated certificate of incorporation and Delaware law, holders of our common stock are entitled to vote, together with holders of our Series I preferred stock, voting as a single class, on a number of significant matters, including certain sales, exchanges or other dispositions of all or substantially all of our assets, a merger, consolidation or other business combination, the removal of the Series II Preferred Stockholder and forced transfer by the Series II Preferred Stockholder (as defined below) of its shares of Series II preferred stock and the designation of a successor Series II Preferred Stockholder. The single share of outstanding Series II preferred stock is currently held by Blackstone Group Management L.L.C. (the "Series II Preferred Stockholder"), an entity owned by our senior managing directors and controlled by our Co-Founder, Mr. Schwarzman.

The Series II Preferred Stockholder elects our board of directors in accordance with the Series II Preferred Stockholder's limited liability company agreement, where our senior managing directors have agreed that our Co-Founder, Mr. Schwarzman, will have the power to vote upon, act upon, consent to, approve or otherwise determine any matters to be voted upon, acted upon, consented to, approved or otherwise determined by the members of the Series II Preferred Stockholder. The limited liability company agreement of our Series II Preferred Stockholder provides that at such time as Mr. Schwarzman should cease to be a founding member, Jonathan D. Gray will thereupon succeed Mr. Schwarzman as the sole founding member of our Series II Preferred Stockholder, and thereafter such power will revert to the members of Series II Preferred Stockholder holding a majority in interest in the Series II Preferred Stockholder.

In identifying candidates for membership on the board of directors, Mr. Schwarzman, acting on behalf of the Series II Preferred Stockholder, takes into account (a) minimum individual qualifications, such as strength of character, mature judgment, industry knowledge or experience and an ability to work collegially with the other members of the board of directors, and (b) all other factors he considers appropriate.

After conducting an initial evaluation of a candidate, Mr. Schwarzman will interview that candidate if he believes the candidate might be suitable to be a director and may also ask the candidate to meet with other directors and senior management. If, following such interview and any consultations with directors and senior management, Mr. Schwarzman believes a candidate would be a valuable addition to the board of directors, he will appoint that individual to the board of directors.

When considering whether the members of the board of directors have the experience, qualifications, attributes and skills, taken as a whole, to enable the board to satisfy its oversight responsibilities effectively in light of Blackstone's business and structure, Mr. Schwarzman focused on the information described in each of the board members' biographical information set forth above. In particular, with regard to Mr. Breyer, Mr. Schwarzman considered his extensive financial background and significant investment experience at Breyer Capital and Accel Partners. With regard to Mr. Brown, Mr. Schwarzman considered his distinguished career in public service and experience advising large institutions and prominent figures in the private and public sector. With regard to Ms. Lazarus, Mr. Schwarzman considered her extensive business background and her management experience in a variety of senior leadership roles at Ogilvy & Mather. With regard to Mr. Parrett, Mr. Schwarzman considered his significant experience, expertise and background with regard to auditing and accounting matters, his leadership role at Deloitte and his extensive experience serving as a director on boards of directors. With regard to Ms. Porat, Mr. Schwarzman considered her extensive experience in the financial industry and her leadership roles with Alphabet, Google and Morgan Stanley. With regard to Messrs. Gray and Baratta, Mr. Schwarzman considered their leadership and extensive knowledge of our business and operations gained through their years of service at our firm and, with regard to himself, Mr. Schwarzman considered his role as co-founder and long-time Chief Executive Officer of our firm.

### **Controlled Company Exception and Director Independence**

Because the Series II Preferred Stockholder holds more than 50% of the voting power for the election of directors, we are a "controlled company" within the meaning of the corporate governance standards of the NYSE. Under these standards, a "controlled company" may elect not to comply with certain corporate governance standards, including the requirements (a) that a majority of its board of directors consist of independent directors, (b) that its board of directors have a compensation committee that is comprised entirely of independent directors with a written charter addressing the committee's purpose and responsibilities and (c) that its board of directors have a nominating and corporate governance committee that is comprised entirely of independent directors with a written charter addressing the committee's purpose and responsibilities. See "Part I. Item 1A Risk Factors — Risks Related to Our Organizational Structure — We are a controlled company and as a result qualify for some exceptions from certain corporate governance and other requirements of the New York Stock Exchange." We currently utilize the second and third of these exemptions. In the event that we cease to be a "controlled company" and our shares of common stock continue to be listed on the NYSE, we will be required to comply with these provisions within the applicable transition periods. While we are exempt from the NYSE rules requiring a majority of independent directors, we currently have and intend to continue to maintain a majority independent board of directors.

Our board of directors has a total of eight members, including five members, Messrs. Breyer, Brown and Parrett, and Mses. Lazarus and Porat, who are independent under NYSE rules relating to corporate governance matters and the independence standards described in our governance policy. In addition, Mr. Mulrone and Ms. Ayotte, who ceased to be directors on our board of directors effective February 29, 2024 and November 14, 2024, respectively, each satisfied the independence requirements of the NYSE during his or her respective tenure.

## **Board Committees**

Our board of directors has three standing committees: the audit committee, the compensation committee and the executive committee.

**Audit Committee.** The audit committee consists of Messrs. Parrett (Chairman) and Breyer and Mses. Ayotte, Lazarus and Porat. The purpose of the audit committee is, among other things, to assist the board of directors in fulfilling its responsibility with respect to its oversight of (a) the quality and integrity of our financial statements, (b) our compliance with legal and regulatory requirements, (c) our independent auditor's qualification, independence and performance, and (d) the performance of our internal audit function. The audit committee's responsibilities also include reviewing with management, the independent auditors and internal audit, the areas of material risk to our operations and financial results, including, without limitation, major financial and cybersecurity risks and exposures and our guidelines and policies with respect to risk assessment and risk management. The members of the audit committee meet the independence standards and financial literacy requirements for service on an audit committee of a board of directors pursuant to the NYSE listing standards and SEC rules applicable to audit committees. The board of directors has determined that each of Mr. Parrett and Mses. Lazarus and Porat is an "audit committee financial expert" within the meaning of Item 407(d)(5) of Regulation S-K. The audit committee has a charter, which is available on our website at <http://ir.blackstone.com> under "Corporate Governance."

**Compensation Committee.** The compensation committee consists of Mr. Schwarzman. The purpose of the compensation committee is, among other things, to fix, and establish policies for, the compensation of officers and employees of the Company and its subsidiaries.

**Executive Committee.** The executive committee consists of Messrs. Schwarzman, Gray and Baratta. The board of directors has delegated all of the power and authority of the full board of directors to the executive committee to act when the board of directors is not in session.

## **Code of Business Conduct and Ethics**

We have a Code of Business Conduct and Ethics and a Code of Ethics for Financial Professionals, which apply to our principal executive officer, principal financial officer and principal accounting officer. Each of these codes is available on our website at <http://ir.blackstone.com> under "Corporate Governance." We intend to disclose any amendment to or waiver of the Code of Ethics for Financial Professionals and any waiver of our Code of Business Conduct and Ethics on behalf of an executive officer or director either on our website or by filing a Current Report on Form 8-K.

## **Securities Trading Policies and Procedures**

We have adopted policies and procedures governing the purchase, sale and/or other dispositions of our securities by directors, officers and employees and by Blackstone that are reasonably designed to promote compliance with insider trading laws, rules and regulations, and the listing standards of the New York Stock Exchange. A copy of our Securities Trading Policies and Procedures Governing Transactions Blackstone Securities is filed as Exhibit 19.1 to this Annual Report on Form 10-K.

## **Corporate Governance Guidelines**

The board of directors has a Governance Policy, which addresses matters such as the board of directors' responsibilities and duties and the board of directors' composition and compensation. The Governance Policy is available on our website at <http://ir.blackstone.com> under "Corporate Governance."

## **Communications to the Board of Directors**

The non-management members of our board of directors meet at least quarterly. The presiding director at these non-management board member meetings is Mr. Parrett. All interested parties, including any employee or stockholder, may send communications to the non-management members of our board of directors by writing to: Blackstone Inc., Attn: Audit Committee, 345 Park Avenue, New York, New York 10154.

## **Delinquent Section 16(a) Reports**

On August 5, 2024, Blackstone discovered that a filing it had scheduled to be made for its Principal Accounting Officer via its filing agent's software had not been properly transmitted by the software to the SEC on August 2nd as Blackstone had scheduled. Immediately after the error was discovered, Blackstone contacted its filing agent. The filing agent notified Blackstone that this was due to a technical error in the filing agent's software. The filing agent re-filed the Form 4 that same day.

## Item 11. Executive Compensation

### Compensation Discussion and Analysis

#### *Overview of Compensation Philosophy and Program*

The intellectual capital collectively possessed by our senior managing directors (including our named executive officers) and other employees is the most important asset of our firm. We invest in people. We hire qualified people, train them, encourage them to provide their best thinking to the firm for the benefit of the investors in the funds we manage, and compensate them in a manner designed to retain and motivate them and align their interests with those of the investors in our funds and our stockholders.

Our overriding compensation philosophy for our senior managing directors and certain other employees is that compensation should be composed primarily of (a) annual cash bonus payments tied to Blackstone's overall performance and the performance of the applicable business unit(s) in which such employee works, (b) performance interests (composed primarily of Performance Allocations, commonly referred to as carried interest, and incentive fee interests) tied to the performance of the investments made by the funds in the business unit in which such employee works or for which he or she has responsibility, and (c) deferred equity awards reflecting the value of our common stock. We believe that the appropriate combination of annual cash bonus payments and performance interests and/or deferred equity awards encourages our senior managing directors and other employees to focus on the underlying performance of our investment funds, as well as the overall performance of the firm and interests of our stockholders, and that base salary should represent a significantly lesser component of total compensation.

We believe that the proportion of compensation that is "at risk" should increase as an employee's level of responsibility rises. Base salary generally represents a smaller percentage of the total compensation of employees at higher total compensation levels compared to employees at lower total compensation levels. Employees at higher total compensation levels are generally targeted to receive a greater percentage of their total compensation in the form of participation in performance interests, deferred equity awards and, to a lesser extent, annual cash bonuses subject to deferral.

Our compensation program includes significant elements that discourage excessive risk-taking and align the compensation of our employees with the long-term performance of the firm. For example, for accounting purposes we accrue compensation for the Performance Plans (as defined below) related to our carry funds as increases in the carrying value of the portfolio investments are recorded in those carry funds. Notwithstanding this fact, we only make cash payments to our employees related to carried interest when profitable investments have been realized and cash is distributed first to the investors in our funds, followed by the firm and only then to employees of the firm. Moreover, if a carry fund fails to achieve specified investment returns due to diminished performance of later investments, our Performance Plans entitle us to "claw back" carried interest payments previously made to an employee for the benefit of the limited partner investors in that fund, and we escrow a portion of all carried interest payments made to employees to help fund their potential future "clawback" obligations, all of which further discourages excessive risk-taking by our employees. Similarly, for our investment funds that pay incentive fees, those incentive fees are only paid to the firm and employees of the firm to the extent an applicable fund's portfolio of investments has profitably appreciated in value (in most cases above a specified level) during the applicable period. In addition, and as noted below with respect to our named executive officers, requiring our professional employees to invest in certain of the funds they manage directly aligns the interests of our professionals and our fund investors. In most cases, the carried interest earned on these investments represents a significant percentage of such professional employees' after-tax compensation. Lastly, because our equity awards have significant vesting or deferral provisions, the actual amount of compensation realized by the recipient is tied directly to the long-term performance of our common stock. In applicable jurisdictions, specifically in the European Union and the United Kingdom, our compensation program includes additional remuneration policies that may limit or otherwise alter the compensation for certain employees, consistent with local regulatory requirements, and are aimed at, among other things, discouraging inappropriate risk-taking and aligning compensation with the firm's strategy and long-term interests, consistent with our general compensation program.

We believe our current compensation and benefit offerings for senior professionals are best in class and are consistent with companies in the alternative asset management industry. We generally do not rely on compensation surveys or compensation consultants. Our senior management periodically reviews the effectiveness and competitiveness of our compensation program, and such reviews may in the future involve the assistance of independent consultants.

*Personal Investment Obligations.* As part of our compensation philosophy and program, we require our named executive officers to invest their own capital in and alongside the funds that we manage. We believe that this strengthens the alignment of interests between our named executive officers and the investors in those investment funds. See “—Item 13. Certain Relationships and Related Transactions, and Director Independence — Investment In or Alongside Our Funds.” In determining compensation for our named executive officers, we do not take into account the gains or losses attributable to the personal investments by our named executive officers in our investment funds.

*Minimum Retained Ownership Requirements.* We believe the continued ownership by our named executive officers of significant amounts of our equity affords significant alignment of interests with our stockholders. For equity awards granted in 2019 and onward (other than grants made under our Bonus Deferral Plan), our named executive officers are required to hold 25% of their vested equity for two years after the applicable vesting event. If the named executive officer’s employment terminates prior to such time, however, such 25% of the vested equity must be held for two years after termination of employment. The minimum retained ownership requirements for our named executive officers are further described below under “— Narrative Disclosure to Summary Compensation Table and Grants of Plan-Based Awards in 2024 — Terms of Discretionary Equity Awards — Minimum Retained Ownership Requirements.”

### ***Named Executive Officers***

In 2024, our named executive officers were:

<b><u>Executive</u></b>	<b><u>Title</u></b>
Stephen A. Schwarzman	Co-Founder, Chairman and Chief Executive Officer
Jonathan D. Gray	President and Chief Operating Officer
Michael S. Chae	Vice Chairman and Chief Financial Officer
John G. Finley	Chief Legal Officer
Vikrant Sawhney	Chief Administrative Officer and Global Head of Institutional Client Solutions

### ***Compensation Elements for Named Executive Officers***

The key elements of the compensation of our named executive officers for 2024 were base compensation, which is composed of base salary, cash bonus and equity-based compensation, and performance compensation, which is composed of carried interest and incentive fee allocations:

1. **Base Salary.** Each named executive officer received a \$350,000 annual base salary in 2024, which equals the total yearly partnership drawings that were received by each of our senior managing directors prior to our initial public offering in 2007. In keeping with historical practice, we continue to pay this amount as a base salary.

2. **Annual Bonus Payments / Deferred Equity Awards.** Since our initial public offering, Mr. Schwarzman has not received any cash compensation other than the \$350,000 annual salary described above and the actual realized carried interest distributions or incentive fees he may receive in respect of his participation in the carried interest or incentive fees earned from our funds through our Performance Plans described below. We believe that having Mr. Schwarzman’s compensation largely based on ownership of a portion of the carried interest or incentive fees earned from our funds aligns his interests with those of the investors in our funds and our stockholders.

Each of our named executive officers other than Mr. Schwarzman received annual bonus payments in respect of 2024 in addition to their base salary. These bonus payments included participation interests in the earnings of the firm’s various investment businesses. For all named executive officers, the amount of bonus payments paid to such named executive officer at the end of the year in respect of such year was determined in the discretion of Mr. Schwarzman and Mr. Gray, as described below. Earnings for the firm’s investment businesses are calculated based on the annual operating income of the businesses and are generally a function of the performance of the businesses, which is evaluated by Mr. Schwarzman and Mr. Gray. The ultimate bonus payment amounts were

based on (a) the prior and anticipated performance of the named executive officer, (b) the prior and anticipated performance of the firm's segments and product lines, (c) the overall success of the firm and (d) where applicable, the estimated participation interests given to the named executive officer at the beginning of the year in respect of the investments to be made in that year. We make annual bonus payments in the first quarter of the ensuing year to reward individual performance for the prior year. The ultimate bonus payments that are made are fully discretionary as further discussed below under "— Determination of Incentive Compensation."

For 2024, all named executive officers other than Mr. Schwarzman were selected to participate in the Bonus Deferral Plan. The Bonus Deferral Plan provides for the deferral of a portion of each participant's annual cash bonus payment. Except as otherwise determined by the Plan Administrator (as defined in the Bonus Deferral Plan), the amount of each participant's annual cash bonus payment deferred under the Bonus Deferral Plan is calculated pursuant to a deferral rate table using the participant's total annual incentive compensation, which generally includes such participant's annual cash bonus payment and a portion of any incentive fees earned in connection with our investment funds and is subject to certain adjustments, including reductions for mandatory contributions to our investment funds. By deferring a portion of a participant's compensation, the Bonus Deferral Plan acts as an employment retention mechanism and thereby enhances the alignment of interests between such participant and the firm. Many publicly traded asset managers utilize deferred compensation plans as a means of retaining and motivating their professionals, and we believe that it is in the interest of our stockholders to do the same for our personnel.

On January 10, 2025, Mr. Gray, Mr. Chae, Mr. Finley and Mr. Sawhney each received a deferral award under the Bonus Deferral Plan of deferred restricted common stock units in respect of their service in 2024. The percentage of the 2024 annual cash bonus payment mandatorily deferred into deferred restricted common stock units for Messrs. Gray, Chae, Finley and Sawhney was approximately 100%, 100%, 40% and 100%, respectively. These awards are reflected as stock awards for fiscal year 2024 in the Summary Compensation Table and in the Grants of Plan-Based Awards in 2024 table.

3. Discretionary Equity Awards. On April 1, 2024, Mr. Gray, Mr. Chae, Mr. Finley and Mr. Sawhney were awarded a discretionary award of 197,896, 79,159, 71,243 and 71,243 deferred restricted common stock units, respectively. These awards reflected 2023 performance and were intended to further promote retention and to incentivize future performance. The awards were granted under the 2007 Equity Incentive Plan. The awards will vest 10% on July 1, 2025, 10% on July 1, 2026, 20% on July 1, 2027, 30% on July 1, 2028 and 30% on July 1, 2029. These awards are reflected as stock awards for fiscal 2024 in the Summary Compensation Table and in the Grants of Plan-Based Awards in 2024 table.

In January 2025, Mr. Gray, Mr. Chae, Mr. Finley and Mr. Sawhney were each informed of anticipated discretionary awards of deferred restricted common stock units with values of \$30,000,000, \$15,000,000, \$15,000,000 and \$12,750,000, respectively. These anticipated awards reflect 2024 performance and are intended to further promote retention and to incentivize future performance. These awards are expected to be granted under the 2007 Equity Incentive Plan on April 1, 2025, subject to the named executive officer's continued employment through such date. Once granted, these awards will vest 10% on July 1, 2026, 10% on July 1, 2027, 20% on July 1, 2028, 30% on July 1, 2029 and 30% on July 1, 2030 and will be reflected as stock awards for fiscal 2025 in the Summary Compensation Table and in the Grants of Plan-Based Awards in 2025 table.

4. Participation in Carried Interest and Incentive Fees. During 2024, all of our named executive officers participated in the carried interest and/or the incentive fees of our funds through their participation interests in the carry or incentive fee pools generated by these funds. The carry or incentive fee pool with respect to each fund in a given year is funded by a fixed percentage of the total amount of carried interest or incentive fees earned by Blackstone for such fund in that year. We refer to these pools and employee participation therein as our "Performance Plans" and payments made thereunder as "performance payments." The aggregate amount of performance payments payable through our Performance Plans is directly tied to the performance of the funds, which we believe benefits our stockholders by fostering a strong alignment of interests between the investors in those funds and the named executive officers. In addition, most alternative asset managers, including several of our competitors, use participation in carried interest or incentive fees as a central means of compensating and motivating their professionals, and we must do the same in order to attract and retain the most qualified personnel. For purposes of our financial statements, we treat the income allocated to all our personnel who have participation interests in the carried interest or incentive fees generated by our funds as compensation, and the amounts of carried interest and



incentive fees earned by named executive officers are reflected as “All Other Compensation” in the Summary Compensation Table. Distributions in respect of our Performance Plans for each named executive officer are determined on the basis of the percentage participation in the relevant investments previously allocated to that named executive officer, which percentage participations are established in January of each year in respect of the investments to be made in that year. The percentage participation for a named executive officer may vary from year to year and fund to fund due to several factors, which may include changes in the size and composition of the pool of Blackstone personnel participating in such Performance Plan in a given year, the performance of our various businesses, new developments in our businesses and product lines, and the named executive officer’s leadership and oversight of the function for which the named executive officer is responsible and such named executive officer’s contributions with respect to our strategic initiatives. In addition, certain of our employees, including our named executive officers, may participate in profit sharing initiatives whereby these individuals may receive allocations of investment income from Blackstone’s firm investments. Our employees, including our named executive officers, may also receive equity awards in our investment advisory clients and/or be allocated securities of such clients that we have received.

(a) Carried Interest. Distributions of carried interest in cash (or, in some cases, in-kind) to our named executive officers and other employees who participate in our Performance Plans relating to our carry funds depends on the realized proceeds and timing of the cash realizations of the investments owned by the carry funds in which they participate. Our carry fund agreements also set forth specified preconditions to a carried interest distribution, which typically include that there must have been a positive return on the relevant investment and that the fund must be above its carried interest hurdle rate. In addition, as described below, employees or senior managing directors may also be required to have fulfilled specified service requirements to be eligible to receive carried interest distributions. For our carry funds, carried interest distributions for the named executive officer’s participation interests are generally made to the named executive officer following the actual realization of the investment, although a portion of such carried interest is held back by the firm in respect of any future “clawback” obligation related to the fund. In allocating participation interests in the carry pools, we have not historically taken into account or based such allocations on any prior or projected triggering of any “clawback” obligation related to any fund. To the extent any “clawback” obligation were to be triggered for a fund, carried interest previously distributed to a named executive officer would have to be returned to the limited partners of such fund, thereby reducing the named executive officer’s overall compensation for any such year. Moreover, because a carried interest recipient (including Blackstone itself) may have to fund more than its respective share of a “clawback” obligation under the governing documents (generally, up to an additional 67%), the compensation paid to a named executive officer for any given year could be significantly reduced or even negative in the event a “clawback” obligation were to arise.

Participation in carried interest generated by our carry funds for all named executive officers other than Mr. Schwarzman is subject to vesting. Vesting serves as an employment retention mechanism and thereby enhances the alignment of interests between a participant in our Performance Plans and the firm. Carried interest generally vests in equal installments on the first through fourth anniversary of the closing of the investment to which it relates (unless an investment is realized prior to the expiration of such four-year anniversary, in which case an active named executive officer is deemed 100% vested in the proceeds of such realizations). In addition, any named executive officer who is Tier I or Tier II retirement eligible (as defined below) will automatically vest in 50% of their otherwise unvested carried interest allocation upon retirement. We believe that vesting requirements of carried interest participation enhances the stability of our senior management team and provides greater incentives for our named executive officers to remain at the firm. Due to his unique status as a co-founder and the longtime chief executive officer of our firm, Mr. Schwarzman vests in 100% of his carried interest participation related to any investment by a carry fund upon the closing of that investment.

(b) Incentive Fees. Cash distributions of incentive fees to our named executive officers and other employees who participate in our Performance Plans relating to the funds that pay incentive fees depend on the performance of the investments owned by those funds in which they participate. For our investment funds that pay incentive fees, those incentive fees are only paid to the firm and employees of the firm to the extent an applicable fund’s portfolio of investments has profitably appreciated in value (in most cases above a specified level) during the applicable period and following the calculation of the profit split (if any) between the fund’s general partner or investment adviser and the fund’s investors.

(c) Investment Advisory Client Interests. BXMT is an investment advisory client of Blackstone. Compensation we receive from investment advisory clients in the form of securities may be allocated to employees

and senior managing directors. In 2024, Messrs. Schwarzman, Gray, Chae, Finley and Sawhney were allocated restricted shares of listed common stock of BXMT in connection with investment advisory services provided by Blackstone to BXMT. The value of these allocated shares is reflected as “All Other Compensation” in the Summary Compensation Table.

5. **Other Benefits.** Upon the consummation of our initial public offering in June 2007, we entered into a founding member agreement with our co-founder, Mr. Schwarzman, which provides (as subsequently amended) specified benefits to him following his retirement. (See “— Narrative Disclosure to Summary Compensation Table and Grants of Plan-Based Awards in 2024 —Schwarzman Founding Member Agreement.”) Mr. Schwarzman is provided certain security services, which may include home security systems and monitoring, and personal and related security services. These security services are provided for our benefit, and we consider the related expenses to be appropriate business expenses rather than personal benefits for Mr. Schwarzman. Nevertheless, the expenses associated with these security services are reflected in the “All Other Compensation” column of the Summary Compensation Table below to the extent the aggregate amount of all perquisites or other personal benefits received exceeded \$10,000.

#### ***Determination of Incentive Compensation***

Mr. Schwarzman reserves final approval of each named executive officer’s compensation, other than his own, and receives recommendations from Mr. Gray on such compensation determinations (other than with respect to Mr. Gray’s own compensation). Mr. Schwarzman’s compensation has been established pursuant to the terms of his amended and restated founding member agreement, which is described below under “Narrative Disclosure to Summary Compensation Table and Grants of Plan-Based Awards in 2024 — Schwarzman Founding Member Agreement.” For 2024, these decisions were based primarily on Mr. Schwarzman’s and Mr. Gray’s assessment of such named executive officer’s individual performance, operational performance for the areas of the business for which the named executive officer has responsibility, and the named executive officer’s potential to enhance investment returns for the investors in our funds and service to our investment advisory clients, and to contribute to long-term stockholder value. In evaluating these factors, Mr. Schwarzman and Mr. Gray relied upon their judgment to determine the ultimate amount of a named executive officer’s annual cash bonus payment and participation in carried interest, incentive fees and investment advisory client interests that was necessary to properly induce the named executive officer to seek to achieve our objectives and reward a named executive officer in achieving those objectives over the course of the prior year. Key factors that Mr. Schwarzman considered in making such determination with respect to Mr. Gray were his service as President and Chief Operating Officer, his role in overseeing the growth and operations of the firm, and his leadership on the strategic direction of the firm. Key factors that Messrs. Schwarzman and Gray considered in making such determinations with respect to Mr. Chae were his leadership and oversight of our global finance, treasury, technology and corporate development functions and his role in strategic initiatives undertaken by the firm. Key factors that Messrs. Schwarzman and Gray considered in making such determinations with respect to Mr. Finley were his leadership and oversight of our global legal and compliance functions, his role in positioning the firm to be compliant with and responsive to evolving legal and regulatory requirements applicable to us and our investment businesses, and his role in strategic initiatives undertaken by the firm. Key factors that Messrs. Schwarzman and Gray considered in making such determinations with respect to Mr. Sawhney were his leadership and oversight of our global institutional and private client relationships, his role in overseeing aspects of the firm’s operations and his role in strategic initiatives undertaken by the firm. For 2024, Messrs. Schwarzman and Gray also considered Blackstone’s overall performance and each named executive officer’s prior year annual cash bonus payments, the named executive officers’ allocated share of performance interests through participation in our Performance Plans, the appropriate balance between incentives for long-term and short-term performance, and the compensation paid to the named executive officer’s peers within the firm. The actual cash bonus amounts awarded based on these considerations, net of the portion of Mr. Gray’s, Mr. Chae’s, Mr. Finley’s and Mr. Sawhney’s bonus mandatorily deferred into deferred restricted common stock units pursuant to the Bonus Deferral Plan, are reflected in the “Bonus” column of the Summary Compensation Table below.

#### ***Policies and Practices Related to the Timing of Equity Awards***

Our executive compensation program has historically not included awards of stock options. Accordingly, we have no policy, program, practice, or plan pertaining to the timing of stock option grants with respect to the release of material non-public information. We also have not timed the release of material non-public information for the purpose of affecting the value of executive compensation.

## **Compensation Committee Report**

The compensation committee of the board of directors has reviewed and discussed with management the foregoing Compensation Discussion and Analysis and, based on such review and discussion, has determined that the Compensation Discussion and Analysis should be included in this annual report.

Stephen A. Schwarzman

## **Compensation Committee Interlocks and Insider Participation**

During 2024, our compensation committee was comprised of Mr. Schwarzman, and none of our executive officers served as a director or member of the compensation committee (or other committee serving an equivalent function) of any other entity whose executive officers served on our compensation committee or our board of directors. For a description of certain transactions between us and Mr. Schwarzman, see “—Item 13. Certain Relationships and Related Transactions, and Director Independence.”

## Summary Compensation Table

The following table provides summary information concerning the compensation of our Chief Executive Officer, our Vice Chairman and Chief Financial Officer and each of our other named executive officers for services rendered to us. These individuals are referred to as our named executive officers in this annual report.

Name and Principal Position	Year	Salary	Bonus (a)	Stock Awards (b)	All Other Compensation (c)	Total
Stephen A. Schwarzman	2024	\$350,000	\$ —	\$ —	\$ 83,677,074	\$ 84,027,074
Chairman and	2023	\$350,000	\$ —	\$ —	\$119,434,375	\$119,784,375
Chief Executive Officer	2022	\$350,000	\$ —	\$ —	\$252,772,146	\$253,122,146
Jonathan D. Gray	2024	\$350,000	\$ —	\$32,821,208	\$ 44,141,580	\$ 77,312,788
President and	2023	\$350,000	\$ —	\$37,504,034	\$ 87,484,093	\$125,338,127
Chief Operating Officer	2022	\$350,000	\$ —	\$54,581,040	\$241,541,158	\$296,472,198
Michael S. Chae	2024	\$350,000	\$ —	\$15,911,823	\$ 5,224,642	\$ 21,486,465
Vice Chairman and	2023	\$350,000	\$4,296,409	\$12,128,412	\$ 9,606,467	\$ 26,381,288
Chief Financial Officer	2022	\$350,000	\$3,179,404	\$14,586,650	\$ 17,909,803	\$ 36,025,856
John G. Finley	2024	\$350,000	\$3,382,867	\$11,377,132	\$ 2,043,192	\$ 17,153,191
Chief Legal Officer	2023	\$350,000	\$3,091,991	\$11,315,977	\$ 3,150,580	\$ 17,908,548
	2022	\$350,000	\$2,863,548	\$12,316,037	\$ 6,681,266	\$ 22,210,851
Vikrant Sawhney	2024	\$350,000	\$ —	\$13,298,294	\$ 8,571,538	\$ 22,219,832
Chief Administrative Officer and	2023	\$350,000	\$3,107,641	\$10,272,784	\$ 11,343,099	\$ 25,073,524
Global Head of Institutional Client Solutions						

- (a) The amounts reported in this column reflect the annual cash bonus payments made for performance in the indicated year. The amount reported as “bonus” for 2024 for Mr. Gray, Mr. Chae, Mr. Finley and Mr. Sawhney is shown net of their mandatory deferral pursuant to the Bonus Deferral Plan. The deferred amounts for 2024 were as follows: Mr. Gray, \$7,650,000, Mr. Chae, \$6,150,000, Mr. Finley, \$2,267,133 and Mr. Sawhney \$4,400,000. For additional information on the Bonus Deferral Plan, see “— Narrative Disclosure to Summary Compensation Table and Grants of Plan-Based Awards in 2024 — Terms of Deferred Restricted Common Stock Units Granted Under the Bonus Deferral Plan in 2025 and Prior Years.”
- (b) The reference to “stock” in this table refers to deferred restricted Blackstone Holdings Partnership Units or deferred restricted common stock units. The amounts reported in this column represent the grant date fair value of stock awards granted for financial statement reporting purposes in accordance with GAAP pertaining to equity-based compensation. The assumptions used in determining the grant date fair value are set forth in Note 17. “Equity-Based Compensation” in the “Notes to Consolidated Financial Statements” in “Part II. Item 8. Financial Statements and Supplementary Data.”
- Amounts reported for 2024 reflect the following deferred restricted common stock units granted on January 10, 2025, for the 2024 performance under the Bonus Deferral Plan: Mr. Gray, 41,801 deferred restricted common stock units with a grant date fair value of \$6,890,895, Mr. Chae, 33,604 deferred restricted common stock units with a grant date fair value of \$5,539,619, Mr. Finley, 12,388 deferred restricted common stock units with a grant date fair value of \$2,042,162 and Mr. Sawhney, 24,042 deferred restricted common stock units with a grant date fair value of \$3,963,324. The grant date fair value of these equity awards is computed in accordance with GAAP and generally differs from the dollar amount of such awards. For additional information on the Bonus Deferral Plan, see “— Narrative Disclosure to Summary Compensation Table and Grants of Plan-Based Awards in 2024 — Terms of Deferred Restricted Common Stock Units Granted Under the Bonus Deferral Plan.”
- (c) Amounts reported for 2024 include distributions, whether in cash or in-kind, in respect of carried interest or incentive fee allocations relating to our Performance Plans to the named executive officer in 2024 as follows: \$71,857,251 for Mr. Schwarzman, \$43,309,973 for Mr. Gray, \$5,137,289 for Mr. Chae, \$2,008,251 for Mr. Finley and \$8,484,185 for Mr. Sawhney. Any in-kind distributions in respect of carried interest are reported based on the market value of the securities distributed as of the date of distribution. For 2024, no named executive officers received such in-kind distributions. We have determined to present compensation relating to carried interest and incentive fees within the Summary Compensation Table in the year in which such

compensation is paid to the named executive officer under the terms of the relevant Performance Plan. Accordingly, the amounts presented in the table differ from the compensation expense recorded by us on an accrual basis for such year in respect of carried interest and incentive fees allocable to a named executive officer, which accrued amounts for 2024 are separately disclosed in this footnote to the Summary Compensation Table. We believe that the presentation of the amounts of carried interest- and incentive fee-related compensation paid to a named executive officer during the year, instead of the amounts of compensation expense we have recorded on an accrual basis, most appropriately reflects the actual compensation received by the named executive officer and represents the amount most directly aligned with the named executive officer's performance. By contrast, the amount of compensation expense accrued in respect of carried interest and incentive fees allocable to a named executive officer can be highly volatile from year to year, with amounts accrued in one year being reversed in a following year, and vice versa, causing such amounts to be less useful as a measure of the compensation earned by a named executive officer in any particular year.

To the extent compensation expense recorded by us on an accrual basis in respect of carried interest or incentive fee allocations (rather than cash or in-kind distributions) were to be included for 2024, the amounts would be \$130,489,569 for Mr. Schwarzman, \$55,624,994 for Mr. Gray, \$9,776,156 for Mr. Chae, \$3,882,981 for Mr. Finley and \$15,824,232 for Mr. Sawhney. For financial statement reporting purposes, the accrual of compensation expense is equal to the amount of carried interest and incentive fees related to performance fee revenues as of the last day of the relevant period as if the performance fee revenues in the funds generating such carried interest or incentive fees were realized as of the last day of the relevant period.

Amounts shown for 2024 also include the value of restricted shares of listed common stock of BXMT allocated to our named executive officers based on the closing price of BXMT's common stock on the date of the award as follows: \$789,606 for Mr. Schwarzman, \$831,607 for Mr. Gray, \$87,353 for Mr. Chae, \$34,941 for Mr. Finley and 87,353 for Mr. Sawhney. These restricted BXMT shares will vest over three years with one-sixth of the shares vesting at the end of the second quarter after the date of the award and the remaining shares vesting in ten equal quarterly installments thereafter. With the exception of \$11,030,216 of expenses related to security services in 2024 for Mr. Schwarzman and members of his family, there were no perquisites or other personal benefits provided to the other named executive officers for which the aggregate incremental cost to the Company exceeded \$10,000, and information regarding any such perquisites or other personal benefits has therefore not been included. As noted above under "— Compensation Discussion and Analysis — Compensation Elements for Named Executive Officers — Other Benefits," we consider the expenses for security services for Mr. Schwarzman to be for our benefit and appropriate business expenses rather than personal benefits for Mr. Schwarzman. Mr. Schwarzman makes business and personal use of a car and driver and he and members of his family may also make occasional business and personal use of an airplane in which we have a fractional interest. In each case, he bears the full cost of such personal usage. In addition, certain Blackstone personnel administer personal matters for Mr. Schwarzman and members of his family and certain matters for the Stephen A. Schwarzman Education Foundation ("SASEF") and the Stephen A. Schwarzman Foundation ("SASF"), and Mr. Schwarzman, SASEF and SASF, as applicable, respectively, bear the full incremental cost to us of such personnel, if any. There is no incremental expense incurred by us in connection with the use of any car and driver, airplane or personnel by Mr. Schwarzman, as described above.

#### **Grants of Plan-Based Awards in 2024**

The following table provides information concerning equity awards granted in 2024 or, for deferred restricted common stock units granted under the Bonus Deferral Plan or on the same terms as the deferred bonus awards under the Bonus Deferral Plan, with respect to 2024, to our named executive officers:

Name	Grant Date	All Other Stock Awards: Number of Shares of Stock or Units	Grant Date Fair Value of Stock and Option Awards
Stephen A. Schwarzman	—	—	\$ —
Jonathan D. Gray	4/1/2024	197,896(a)	\$25,930,313
	1/10/2025	41,801(b)	\$ 6,890,895
Michael S. Chae	4/1/2024	79,159(a)	\$10,372,204
	1/10/2025	33,604(b)	\$ 5,539,619
John G. Finley	4/1/2024	71,243(a)	\$ 9,334,970
	1/10/2025	12,388(b)	\$ 2,042,162
Vikrant Sawhney	4/1/2024	71,243(a)	\$ 9,334,970
	1/10/2025	24,042(b)	\$ 3,963,324

- (a) Represents deferred restricted common stock units granted in 2024 under our 2007 Equity Incentive Plan for 2023 performance.
- (b) Represents deferred restricted common stock units granted in 2025 under the Bonus Deferral Plan for 2024 performance. These grants are reflected in the “Stock Awards” column of the Summary Compensation Table in 2024.

## Narrative Disclosure to Summary Compensation Table and Grants of Plan-Based Awards in 2024

### Terms of Discretionary Equity Awards

**Vesting Provisions.** The 981,883 deferred restricted Blackstone Holdings Partnership Units granted to Mr. Chae in 2016 vested annually in substantially equal installments over six years beginning on July 1, 2019. The 708,601, 47,241, 47,241 and 9,449 deferred restricted Blackstone Holdings Partnership Units granted in 2019 to Mr. Gray, Mr. Chae, Mr. Finley and Mr. Sawhney, respectively, vested 20% on July 1, 2022, 30% on July 1, 2023 and 50% on July 1, 2024. The 757,217, 216,348, 108,174 and 216,348 deferred restricted common stock units granted in 2020 to Mr. Gray, Mr. Chae, Mr. Finley and Mr. Sawhney, respectively, vested 10% on July 1, 2021, 10% on July 1, 2022, 20% on July 1, 2023 and 30% on July 1, 2024, and will vest 30% on July 1, 2025. The 533,628, 105,322, 91,279 and 119,365 deferred restricted common stock units granted in 2021 to Mr. Gray, Mr. Chae, Mr. Finley and Mr. Sawhney, respectively, vested 10% on July 1, 2022, 10% on July 1, 2023, 20% on July 1, 2024, and will vest 30% on July 1, 2025 and 30% on July 1, 2026. The 314,747, 86,970, 74,546 and 76,202 deferred restricted common stock units granted in 2022 to Mr. Gray, Mr. Chae, Mr. Finley and Mr. Sawhney, respectively, vested 10% on July 1, 2023, 10% on July 1, 2024, and will vest 20% on July 1, 2025, 30% on July 1, 2026 and 30% on July 1, 2027. The 349,191, 116,397, 104,758 and 104,758 deferred restricted common stock units granted in 2023 to Mr. Gray, Mr. Chae, Mr. Finley and Mr. Sawhney, respectively, vested 10% on July 1, 2024, and will vest 10% on July 1, 2025, 20% on July 1, 2026, 30% on July 1, 2027 and 30% on July 1, 2028. The 197,896, 79,159, 71,243 and 71,243 deferred restricted common stock units granted in 2024 to Mr. Gray, Mr. Chae, Mr. Finley and Mr. Sawhney, respectively, will vest 10% on July 1, 2025, 10% on July 1, 2026, 20% on July 1, 2027, 30% on July 1, 2028 and 30% on July 1, 2029.

Except as described below, unvested discretionary equity awards are generally forfeited upon termination of employment. With respect to Mr. Gray, the deferred restricted common stock units granted to him in 2020 and subsequent years will become fully vested if he is terminated by us without cause. In addition, upon the death or permanent disability of a named executive officer, all unvested discretionary equity awards of common stock units held at that time will vest immediately. In connection with a named executive officer’s termination of employment due to a Tier I qualifying retirement or a Tier II qualifying retirement, 50% or 100% of such units, respectively, will continue to vest and be delivered over the vesting period, subject to forfeiture if the named executive officer violates any applicable provision of his employment agreement or engages in any competitive activity (as such term is defined in the applicable award agreement). Blackstone personnel are deemed Tier I retirement eligible upon reaching the age of 55 and having at least five full years of service with our firm, and the sum of his or her age plus years of service with our firm totals at least 65. Upon the effectiveness of the Tier II Retirement Amendment (defined below), Blackstone personnel will be deemed Tier II retirement eligible upon reaching the age of 60 and having at least ten full years of service with our firm. Further, in the event of a change in control (defined in the Blackstone Holdings partnership agreements as the occurrence of any person, other than Blackstone Group Management L.L.C. or a person approved by Blackstone Group Management L.L.C., becoming the Series II Preferred Stockholder), all unvested discretionary equity awards will automatically be deemed vested as of immediately prior to such change in control.

All vested and unvested equity awards (and our common stock delivered upon vesting or received in exchange for Blackstone Holdings Partnership Units) held by a named executive officer will be immediately forfeited in the event the named executive officer materially breaches any of their restrictive covenants set forth in the non-competition and non-solicitation agreement outlined under “Non-Competition and Non-Solicitation Agreements” or their service is terminated for cause. Notwithstanding the foregoing, Mr. Schwarzman will not be required to forfeit more than 25% of the units held by him as of March 1, 2018, the date of his amended and restated founding member agreement.

*Cash Dividend Equivalents.* All discretionary equity awards are entitled to the payment of current cash dividend equivalents. In accordance with the SEC’s rules, the current cash dividend equivalents are not required to be reported in the Summary Compensation Table because the amounts of future cash dividends are factored into the grant date fair value of the awards.

*Minimum Retained Ownership Requirements.* For units granted in 2014 and prior years (other than grants made under our Bonus Deferral Plan), while employed by us and generally for one year following the termination of employment, our named executive officers (except as otherwise provided below) are required to hold at least 25% of all vested equity received by such named executive officer; provided that with respect to vested equity received in connection with the reorganization we effected prior to our initial public offering, such percentage is reduced to 12.5% upon a Tier I or Tier II qualifying retirement. For equity granted in 2015 through 2018 (other than grants made under our Bonus Deferral Plan) our named executive officers (except as otherwise provided below) are required to hold 25% of their vested equity until the earlier of (1) ten years after the applicable vesting date and (2) one year following termination of employment. For equity awards granted in 2019 and onward (other than grants made under our Bonus Deferral Plan), our named executive officers (except as otherwise provided below) are required to hold 25% of their vested equity for two years after the applicable vesting event. If the named executive officer’s employment terminates prior to such time, however, such 25% of the vested equity must be held for two years after termination of employment. The requirement that one continue to hold such minimum amounts of vested equity is subject to the qualification in Mr. Schwarzman’s case that in no event will he be required to hold equity having a market value greater than \$1.5 billion or hold equity following termination of employment. Each of our named executive officers is in compliance with these minimum retained ownership requirements.

*Transfer Restrictions.* None of our named executive officers may transfer Blackstone Holdings Partnership Units other than pursuant to transactions or programs approved by us.

This transfer restriction applies to sales and pledges of Blackstone Holdings Partnership Units, grants of options, rights or warrants to purchase Blackstone Holdings Partnership Units or swaps or other arrangements that transfer to another, in whole or in part, any of the economic consequences of ownership of the Blackstone Holdings Partnership Units other than as approved by us. We will generally approve pledges or transfers to personal planning vehicles beneficially owned by the families of our pre-IPO owners and charitable gifts, provided that the pledgee, transferee or donee agrees to be subject to the same transfer restrictions. Transfers to Blackstone are also exempt from the transfer restrictions.

#### ***Terms of Deferred Restricted Common Stock Units Granted Under the Bonus Deferral Plan***

In 2007, we established our Bonus Deferral Plan for certain eligible employees in order to provide such eligible employees with a pre-tax deferred incentive compensation opportunity and to enhance the alignment of interests between such eligible employees and Blackstone. The Bonus Deferral Plan is an unfunded, nonqualified Bonus Deferral Plan which provides for the automatic, mandatory deferral of a portion of each participant’s annual cash bonus payment.

At the end of each year, the Plan Administrator selects plan participants in its sole discretion and notifies such individuals that they have been selected to participate in the Bonus Deferral Plan for such year. Participation is mandatory for those employees selected by the Plan Administrator to be participants. An individual who is not so selected may not elect to participate in the Bonus Deferral Plan. The selection of participants is made on an annual basis; an individual selected to participate in the Bonus Deferral Plan for a given year may

not necessarily be selected to participate in a subsequent year. For 2024, all employees other than Mr. Schwarzman, who received no bonus in respect of 2024, were selected to participate in the Bonus Deferral Plan, with the deferred amount (if any) determined in accordance with the table described below or as otherwise determined in the discretion of the Plan Administrator. For fiscal 2024, the Plan Administrator determined that 100% of the annual cash bonus payment for each of Messrs. Gray, Chae and Sawhney would be deferred.

In respect of the deferred portion of his or her annual cash bonus payment, each participant receives deferral units which represent rights to receive in the future a specified amount of common stock units under our 2007 Equity Incentive Plan, subject to vesting provisions described below. The amount of each participant's annual cash bonus payment deferred under the Bonus Deferral Plan is calculated pursuant to a deferral rate table using the participant's total annual incentive compensation, which generally includes such participant's annual cash bonus payment and a portion of any incentive fees earned in connection with our investment funds, and is subject to certain adjustments, including reductions for mandatory contributions to our investment funds. For deferrals of annual cash bonus payments, the deferral percentage was calculated on the basis set forth in the following table (or such other table that may be adopted by the Plan Administrator).

<u>Portion of Annual Incentive</u>	<u>Marginal Deferral Rate Applicable to Such Portion</u>	<u>Effective Deferral Rate for Entire Annual Bonus (a)</u>
\$0—100,000	0%	0.0%
\$100,001—200,000	15%	7.5%
\$200,001—500,000	20%	15.0%
\$500,001—750,000	30%	20.0%
\$750,001—1,250,000	40%	28.0%
\$1,250,001—2,000,000	45%	34.4%
\$2,000,001—3,000,000	50%	39.6%
\$3,000,001—4,000,000	55%	43.4%
\$4,000,001—5,000,000	60%	46.8%
\$5,000,000 +	65%	52.8%

(a) Effective deferral rates are shown for illustrative purposes only and are based on an annual cash payment equal to the maximum amount in the range shown in the far left column (which is assumed to be \$7,500,000 for the last range shown).

*Mandatory Deferral Awards.* Generally, deferral units are satisfied by delivery of shares of our common stock in equal annual installments over a three-year deferral period. Delivery of shares of our common stock underlying vested deferral units is generally made during open trading window periods to facilitate the participant's liquidity to meet tax obligations. If the participant's employment is terminated for cause, the participant's undelivered deferral units (vested and unvested) will be immediately forfeited. Upon a change in control or termination of the participant's employment because of death, any undelivered deferral units (vested and unvested) will become immediately deliverable. Unvested bonus deferral awards will be forfeited upon resignation, will immediately vest and be delivered if the participant's employment is terminated without cause or because of disability and, in connection with a Tier I or Tier II qualifying retirement, will continue to vest and be delivered over the applicable deferral period, subject to forfeiture if the participant violates any applicable provision of his or her employment agreement or engages in any competitive activity (as such term is defined in the Bonus Deferral Plan).

The 105,312, 28,797, 23,663 and 12,074 deferred restricted common stock granted to Mr. Gray, Mr. Chae, Mr. Finley and Mr. Sawhney, respectively, in 2022 for 2021 performance vested one-third on January 1, 2023, one-third on January 1, 2024 and one-third on January 1, 2025. The 176,874, 42,730, 34,307 and 57,250 deferred restricted common stock granted to Mr. Gray, Mr. Chae, Mr. Finley and Mr. Sawhney, respectively, in 2023 for 2022 performance vested one-third on January 1, 2024, one-third on January 1, 2025, and will vest one-third on January 1, 2026. The 55,837, 15,564, 17,280 and 8,753 deferred restricted common stock granted to Mr. Gray, Mr. Chae, Mr. Finley and Mr. Sawhney, respectively, in 2024 for 2023 performance vested one-third on January 1, 2025, and will vest one-third on



January 1, 2026 and one-third on January 1, 2027. The 41,801, 33,604, 12,388 and 24,042 deferred restricted common stock granted to Mr. Gray, Mr. Chae, Mr. Finley and Mr. Sawhney, respectively, in 2025 for 2024 performance will vest one-third on January 1, 2026, one-third on January 1, 2027 and one-third on January 1, 2028.

### ***Schwarzman Founding Member Agreement***

Upon the consummation of our initial public offering, we entered into a founding member agreement with Mr. Schwarzman. On March 1, 2018, we amended and restated this agreement, with the approval of a committee of independent directors advised by independent counsel, to address certain retirement benefits to be received by Mr. Schwarzman. Mr. Schwarzman's agreement provides that he will remain our Chairman and Chief Executive Officer (or, as determined by Mr. Schwarzman, our Chairman or Executive Chairman) while continuing service with us and requires him to give us six months' prior written notice of intent to terminate service with us. The agreement provides that following retirement (or, if applicable, the date on which he ceases active service as a result of his permanent disability), Mr. Schwarzman will be provided with specified retirement benefits for the remainder of his life, including that he be permitted to retain his then current office and continue to be provided with administrative support, access to office services and a car and driver. Mr. Schwarzman will also continue to receive health benefits following his retirement until his death, subject to his continuing payment of the related health insurance premiums consistent with current policies. Finally, Mr. Schwarzman will also receive reimbursement for travel costs (including travel on personal aircraft) for Blackstone related business functions, annual home and personal security benefits, reasonable access to our Chief Legal Officer, reasonable access to certain events, legal representation for Blackstone related matters, and, subject to his continuing payment of costs and expenses related thereto, he will continue to be provided with offices, technology and support for his family office team at levels consistent with current practice.

The agreement provides that, following Mr. Schwarzman's termination of service, he or related entities will remain entitled to receive awards of carried interest at reduced levels until the later of February 14, 2027 or the date of Mr. Schwarzman's death. The profit sharing percentage for any carried interest awarded in new funds launched after Mr. Schwarzman's termination of service shall generally be set at 50% of the profit sharing percentage Mr. Schwarzman held in the most recent corresponding predecessor fund prior to his termination of employment or, in the case of new funds without a corresponding predecessor fund prior to Mr. Schwarzman's termination of service, a profit sharing percentage set at 50% of the median of the aggregate profit sharing percentages held by Mr. Schwarzman at the time of his termination of service.

While currently Mr. Schwarzman is entitled to invest in or alongside our investment funds without being subject to management fees or carried interest, this has been extended to continue until ten years following the date of Mr. Schwarzman's death as to Mr. Schwarzman, his estate and related entities.

On July 1, 2019, in connection with Blackstone's conversion from a limited partnership to a corporation and with the approval of the conflicts committee advised by independent counsel, we amended this agreement to address the ongoing compensation to be received by Mr. Schwarzman. Pursuant to the amended agreement, Mr. Schwarzman is entitled to distributions and benefits in amounts and at levels that are consistent with current practices. In addition, the amended agreement provides that, prior to Mr. Schwarzman's termination of service, the profit sharing percentage for any carried interest in new funds in which there is a corresponding predecessor fund shall be set at the same profit sharing percentage he or related entities held in the most recent such predecessor fund and, in the case where there is no such predecessor fund, the profit sharing percentage shall be set at the median profit sharing percentage owned by him or related entities across all funds existing at the time in question. In connection with the amended agreement, Mr. Schwarzman informed the former conflicts committee of our board of directors that he has no current plan to retire.

### ***Senior Managing Director Agreements***

We have entered into substantially similar senior managing director agreements with each of our named executive officers and other senior managing directors, other than our founder. The agreements generally provide that each senior managing director will devote substantially all of his or her business time, skill, energies and attention to us in a diligent manner. Each senior managing director will be

paid distributions and receive benefits in amounts determined by Blackstone from time to time in its sole discretion. The agreements require us to provide the senior managing director with 90 days' prior written notice prior to terminating his or her service with us (other than a termination for cause). Additionally, the agreements with our named executive officers require each senior managing director to give us 90 days' prior written notice of intent to terminate service with us and include terms under which the senior managing director may be placed on a 90-day period of "garden leave" following the senior managing director's termination of service (as further described under the caption "— Non-Competition and Non-Solicitation Agreements" below).

#### Outstanding Equity Awards at 2024 Fiscal Year End

The following table provides information regarding outstanding unvested equity awards made to our named executive officers as of December 31, 2024.

Name	Stock Awards (a)	
	Number of Shares or Units of Stock That Have Not Vested	Market Value of Shares or Units of Stock That Have Not Vested (b)
Stephen A. Schwarzman	—	\$ —
Jonathan D. Gray	1,561,967	\$ 268,997,917
Michael S. Chae (c)	468,845	\$ 80,583,873
John G. Finley (c)	372,811	\$ 64,186,295
Vikrant Sawhney	437,999	\$ 75,337,790

- (a) The references to "stock" or "shares" in this table refer to unvested deferred restricted common stock units (including deferred restricted common stock units granted under the Bonus Deferral Plan to Messrs. Gray, Chae, Finley and Sawhney in 2025 in respect of 2024 performance). The vesting terms of these awards are described under the caption "Narrative Disclosure to Summary Compensation Table and Grants of Plan-Based Awards in 2024" above.
- (b) The dollar amounts shown under this column were calculated by multiplying the number of unvested deferred restricted common stock units held by the named executive officer by the closing market price of \$172.42 per share of our common stock on December 31, 2024, the last trading day of 2024, other than the deferred restricted common stock units granted in 2025 in respect of 2024 performance, which are valued as of the date of their grant.
- (c) Amounts reported for Messrs. Chae and Finley include (1) 190,796 and 156,192 deferred restricted common stock units, respectively, which reflects 50% of the unvested deferred restricted common stock units that have been granted to Messrs. Chae and Finley as discretionary equity awards and (2) 87,253 and 60,427 deferred restricted common stock units, respectively, granted to Messrs. Chae and Finley pursuant to the Bonus Deferral Plan, which are considered vested and undelivered for financial statement reporting purposes in accordance with GAAP pertaining to equity-based compensation due to the Tier I retirement eligibility of Messrs. Chae and Finley as of December 31, 2024. Upon retirement the deferred restricted common stock units are scheduled to be delivered in equal annual installments over the three-year deferral period, in each case subject to forfeiture if the named executive officer violates any applicable provision of his employment agreement or engages in any competitive activity (as such term is defined in the applicable award agreement or the Bonus Deferral Plan, as applicable).

#### Option Exercises and Stock Vested in 2024

The following table provides information regarding the number of outstanding initially unvested equity awards made to our named executive officers that vested during 2024:

Name	Stock Awards (a)	
	Number of Shares Acquired on Vesting	Value Realized on Vesting (b)
Stephen A. Schwarzman	—	\$ —
Jonathan D. Gray	880,149	\$ 108,671,755
Michael S. Chae	335,080	\$ 41,317,524
John G. Finley	124,493	\$ 15,496,893
Vikrant Sawhney	136,312	\$ 16,876,189

(a) The references to “stock” or “shares” in this table refer to deferred restricted Blackstone Holdings Partnership Units and our deferred restricted common stock units.

(b) The value realized on vesting is based on the closing market prices of our common stock on the day of vesting.

### Potential Payments Upon Termination of Employment or Change in Control

Upon a change of control event where any person, other than Blackstone Group Management L.L.C. or a person approved by Blackstone Group Management L.L.C., becomes the Series II Preferred Stockholder or a termination of employment because of death or disability, any unvested deferred restricted Blackstone Holdings Partnership Units or unvested deferred restricted common stock units held by any of our named executive officers will automatically be deemed vested as of immediately prior to such occurrence of such change of control or such termination of employment. Had such a change of control or such a termination of employment occurred on December 31, 2024, the last business day of 2024, each of our continuing named executive officers would have vested in the following numbers of deferred restricted common stock units, having the following values based on our closing market price of \$172.42 per share of common stock on December 31, 2024, other than the deferred restricted common stock units granted to Mr. Gray, Mr. Chae, Mr. Finley and Mr. Sawhney in 2025 in respect of 2024 performance, which are valued as of the date of their grant: Mr. Schwarzman had no outstanding unvested equity at December 31, 2024; Mr. Gray — 1,561,967 deferred restricted common stock units with an aggregate value of \$268,997,917, Mr. Chae — 468,845 deferred restricted common stock units with an aggregate value of \$80,583,873, Mr. Finley — 372,811 deferred restricted common stock units with an aggregate value of \$64,186,295, and Mr. Sawhney — 437,999 deferred restricted common stock units with an aggregate value of \$75,337,790. In addition, the Bonus Deferral Plan provides that upon a change in control or termination of the participant’s employment because of death, any fully vested but undelivered deferred restricted common stock units will become immediately deliverable.

In connection with a named executive officer’s termination of employment due to a Tier I qualifying retirement, 50% of their unvested discretionary equity awards will continue to vest and be delivered over the vesting period and any unvested deferred restricted common stock units granted under the Bonus Deferral Plan will vest and be delivered in equal annual installments over the three year deferral period, in each case subject to forfeiture if the named executive officer violates any applicable provision of his employment agreement or engages in any competitive activity (as such term is defined in the applicable award agreement or the Bonus Deferral Plan, as applicable). As of December 31, 2024, Messrs. Chae and Finley were Tier I retirement eligible. If Mr. Chae or Mr. Finley had retired on December 31, 2024, 190,796 and 156,192 of their deferred restricted common stock units granted as discretionary awards, respectively, would continue to vest and be delivered over the vesting period and 87,253 and 60,427 of their deferred restricted common stock units granted under the Bonus Deferral Plan, respectively, would vest and be delivered over the three year deferral period, in each case subject to forfeiture if the named executive officer violates any applicable provision of his employment agreement or engages in any competitive activity (as such term is defined in the applicable award agreement or the Bonus Deferral Plan, as applicable).

On February 26, 2025, the Compensation Committee approved an Omnibus Amendment to the Company’s equity award agreements covering the Company’s outstanding discretionary equity awards, effective as of April 1, 2025 (the “Tier II Retirement Amendment”). The Tier II Retirement Amendment provides that participants who satisfy certain Tier II retirement eligibility criteria will

be eligible to vest in 100% of their unvested discretionary equity awards over the applicable vesting period, subject to forfeiture if the named executive officer violates any applicable provision of his employment agreement or engages in any competitive activity. If such amendment had been in effect on December 31, 2024, Mr. Finley would have satisfied such Tier II retirement eligibility criteria. Accordingly, upon retirement on such date, Mr. Finley would have been entitled to (i) continued vesting and delivery of 312,384 of his deferred restricted common stock units granted as discretionary awards and (ii) vesting and delivery over the three year deferral period of 60,427 of his deferred restricted common stock units granted under the Bonus Deferral Plan, in each case subject to forfeiture if he violates any applicable provision of his employment agreement or engages in any competitive activity.

Upon a termination of Mr. Gray's, Mr. Chae's, Mr. Finley's or Mr. Sawhney's employment without cause, the deferred restricted common stock units granted to each of them under the Bonus Deferral Plan in respect of 2024, 2023 and 2022, as applicable, will become fully vested. Had such a termination of employment occurred on December 31, 2024, the last business day of 2024, each of Mr. Gray, Mr. Chae, Mr. Finley and Mr. Sawhney would have vested in the following numbers of deferred restricted common stock units, respectively, having the following values based on our closing market price of \$172.42 per share of common stock on December 31, 2024, other than the deferred restricted common stock units granted to Mr. Gray, Mr. Chae, Mr. Finley and Mr. Sawhney in 2025 in respect of 2024 performance, which are valued as of the date of their grant: Mr. Gray — 250,658 deferred restricted common stock units with an aggregate value of \$42,902,020, Mr. Chae — 87,253 deferred restricted common stock units with an aggregate value of \$14,789,780, Mr. Finley — 60,427 deferred restricted common stock units with an aggregate value of \$10,325,046 and Mr. Sawhney — 74,986 deferred restricted common stock units with an aggregate value of \$12,747,088.

Upon a termination of Mr. Gray's employment without cause, the deferred restricted common stock units granted to him on April 1, 2020, April 1, 2021, April 1, 2022, April 1, 2023 and April 1, 2024 will become fully vested. Had such a termination occurred on December 31, 2024, the last business day of 2024, Mr. Gray would have vested in 1,311,309 deferred restricted common stock units with a value of \$226,095,898 based on our closing market price of \$172.42 per share of our common stock on December 31, 2024.

In addition, except as described below, unvested carried interest in our carry funds is generally forfeited upon termination of employment. Upon the death or disability of any named executive officer who participates in the carried interest of our carry funds, the named executive officer will be deemed 100% vested in any unvested portion of carried interest in our carry funds. Furthermore, any named executive officer that is Tier I or Tier II retirement eligible will automatically vest in 50% of their otherwise unvested carried interest allocation upon retirement. In addition, pursuant to Mr. Schwarzman's founding member agreement described above under "Narrative Disclosure to Summary Compensation Table and Grants of Plan-Based Awards in 2024 — Schwarzman Founding Member Agreement," following retirement and for the remainder of his life, Mr. Schwarzman will be provided with specified retirement benefits, including a car and driver, retention of his current office, administrative support and annual home and personal security benefits. The value of such retirement benefits is estimated at approximately \$13.0 million per year based on 2024 costs. We have not assigned a value to the entitlements of Mr. Schwarzman and his estate and related entities to receive carried interest in new funds or to invest in our investment funds fee free following his termination of service as such value cannot be reasonably estimated. We anticipate that any incremental cost to us with respect to the other personal benefits to which Mr. Schwarzman is entitled following his retirement will be de minimis.

### **Non-Competition and Non-Solicitation Agreements**

Upon the consummation of our initial public offering, we entered into a non-competition and non-solicitation agreement with our founder, our other senior managing directors, and most of our other professional employees and specified senior administrative personnel. Senior managing directors and other personnel who joined the firm after our initial public offering have also executed similar restrictive covenant agreements, with the agreements covering non-senior managing directors being subject to certain variations from the terms described below based on their respective positions and local law limitations. The following are descriptions of the material terms of the agreements covering senior managing directors. With the exception of the differences noted in the description below, the terms of each non-competition and non-solicitation agreement covering senior managing directors are generally in relevant part similar.

*Full-Time Commitment.* Each senior managing director agrees to devote substantially all of their business time, skill, energies and attention to responsibilities at Blackstone in a diligent manner. Mr. Schwarzman has agreed that our business will be his principal business pursuit and that he will devote such time and attention to the business of the firm as may be reasonably requested by us.

*Confidentiality.* Each senior managing director is required, whether during or after employment with us, to protect and use “confidential information” in accordance with strict restrictions placed by us on its use and disclosure. Every employee is subject to similar strict confidentiality obligations imposed by our Code of Conduct applicable to all Blackstone personnel.

*Notice of Termination.* Each senior managing director is required to give us prior written notice of the intention to leave our employ — six months in the case of Mr. Schwarzman and 90 days for all of our other senior managing directors. In certain jurisdictions, the notice period as described in the preceding sentence is lengthened to include the potential garden leave period described below, in which case such notice and garden leave periods run concurrently.

*Garden Leave.* Generally, upon voluntary departure from the firm, Blackstone has the right, but not the obligation, to place the senior managing director on a 90-day period of “garden leave.” During this period the senior managing director will continue to receive base compensation and benefits but is prohibited from commencing employment with a new employer until the garden leave period has expired. The period of garden leave for each senior managing director will run concurrently with the non-competition Restricted Period that applies as described below and, as noted above, may also run concurrently with the notice period in certain jurisdictions. Mr. Schwarzman is subject to non-competition covenants but not garden leave requirements.

*Non-Competition.* During the term of employment of each senior managing director, and during the Restricted Period (as such term is defined below) immediately thereafter, the senior managing director will not, directly or indirectly:

- engage in any business activity in which we operate, including any competitive business,
- render any services to any competitive business, or
- acquire a financial interest in or become actively involved with any competitive business (other than as a passive investor holding minimal percentages of the stock of public companies).

“Competitive business” means any business that competes with our business, including any businesses that we are actively considering conducting at the time of the senior managing director’s termination of employment, so long as the senior managing director knows or reasonably should have known about such plans, in any geographical or market area where we or our affiliates conduct business or provide our products or services.

*Non-Solicitation.* During the term of employment of each senior managing director, and during the Restricted Period immediately thereafter, the senior managing director will not, directly or indirectly, in any manner solicit any of our employees to leave their employment with us or hire any such employee who was employed by us as of the date of the senior managing director’s termination or who left employment with us within one year prior to or after the date of the senior managing director’s termination. Additionally, each senior managing director may not solicit or encourage to cease to work with us any consultant or senior advisers that the senior managing director knows or should know is under contract with us.

In addition, during the term of employment of each senior managing director, and during the Restricted Period immediately thereafter, the senior managing director will not, directly or indirectly, in any manner solicit the business of any client or prospective client of ours with whom the senior managing director, employees reporting to the senior managing director, or anyone whom the senior managing director had direct or indirect responsibility over had personal contact or dealings on our behalf during the three-year period immediately preceding the senior managing director’s termination. Senior managing directors who are employed in our asset management businesses are subject to a similar non-solicitation covenant with respect to investors and prospective investors in our investment funds.

*Non-Interference and Non-Disparagement.* During the term of employment of each senior managing director, and during the Restricted Period immediately thereafter, the senior managing director may not interfere with business relationships between us and any

of our clients, customers, suppliers or partners. Each senior managing director is also prohibited from disparaging us in any way. However, such interference and disparagement prohibitions are subject to certain limitations as required by law.

*Restricted Period.* For purposes of the foregoing covenants, the “Restricted Period” will generally be defined as follows:

<u>Covenant</u>	<u>Stephen A. Schwarzman</u>	<u>Other Senior Managing Directors</u>
<i>Non-competition</i>	Two years after termination of employment.	One year after termination of employment (or 90 days in the event of a termination without “cause”).
<i>Non-solicitation of Blackstone employees</i>	Two years after termination of employment.	Two years after termination of employment.
<i>Non-solicitation of Blackstone clients or investors</i>	Two years after termination of employment.	One year after termination of employment.
<i>Non-interference with business relationships</i>	Two years after termination of employment.	One year after termination of employment.

*Intellectual Property.* Each senior managing director is subject to customary intellectual property covenants with respect to works created, invented, designed or developed by such senior managing director that are relevant to or implicated by employment with us.

*Specific Performance.* In the case of any breach of the confidentiality, non-competition, non-solicitation, non-interference, non-disparagement or intellectual property provisions by a senior managing director, the breaching individual agrees that we will be entitled to seek equitable relief in the form of specific performance, restraining orders, injunctions or other equitable remedies (including forfeiture of the breaching individual’s vested and unvested interests in Blackstone).

#### **Pay Ratio Disclosure**

As required by Section 953(b) of the Dodd-Frank Wall Street Reform and Consumer Protection Act, and Item 402(u) of Regulation S-K, we are providing the following information regarding the ratio of the annual total compensation for our principal executive officer to the median of the annual total compensation of all our employees (other than our principal executive officer) (the “CEO Pay Ratio”). Our CEO Pay Ratio is a reasonable estimate calculated in a manner consistent with Item 402(u). However, due to the flexibility afforded by Item 402(u) in calculating the CEO Pay Ratio, our CEO Pay Ratio may not be comparable to the CEO pay ratios presented by other companies. As of December 31, 2024, we employed approximately 4,895 people, including our 254 senior managing directors. We identified our median employee using our global employee population as of December 31, 2024. To identify our median employee, we used annual base salary and bonuses earned in 2024. We believe this consistently applied compensation measure reasonably reflects annual compensation across our employee base. Application of our consistently applied compensation measure identified a group of employees with the same total annual base salary and cash bonus earned in 2024. We identified our median employee from among these employees by reviewing the components of their annual total compensation and selecting the employee whose title, tenure and compensation characteristics most accurately reflected the compensation of a typical employee. After identifying our median employee, we calculated the median employee’s annual total compensation in accordance with the requirements of the Summary Compensation Table. For 2024, the annual total compensation for Mr. Schwarzman, our principal executive officer, was \$84,027,074 and our median employee’s annual total compensation was \$265,000. Accordingly, annual total compensation of our principal executive officer was approximately three hundred seventeen times the annual total compensation of our median employee.

#### **Director Compensation in 2024**

No additional remuneration is paid to our employees for service on our board of directors. In 2024, each of our non-employee directors received an annual cash retainer of \$150,000 and a grant of deferred restricted common stock units equivalent in value to \$210,000, with a grant date fair value determined as described in footnote (a) to the first table below. An additional \$40,000 annual retainer was paid to the Chairman of the Audit Committee during 2024, \$30,000 of which was paid in cash and the remainder of which was paid in the form of deferred restricted common stock units equivalent in value to \$10,000 and with the same vesting terms as the other deferred restricted common stock units. The amounts of our non-employee directors’ compensation were approved by our board of directors upon the recommendation of our founder following his review of directors’ compensation paid by comparable companies.

The following table provides the director compensation for our directors for 2024:

<u>Name</u>	<u>Fees Earned or Paid in Cash</u>	<u>Stock Awards (a) (b)</u>	<u>Total</u>
Kelly A. Ayotte (c)	\$ 130,952	\$ 207,865	\$338,818
Joseph P. Baratta (d)	\$ —	\$ —	\$ —
James W. Breyer	\$ 150,000	\$ 211,568	\$361,568
Reginald J. Brown	\$ 150,000	\$ 211,968	\$361,968
Rochelle B. Lazarus	\$ 150,000	\$ 210,542	\$360,542
The Right Honorable Brian Mulroney(e)	\$ 25,000	\$ —	\$ 25,000
William G. Parrett	\$ 180,000	\$ 220,405	\$400,405
Ruth Porat	\$ 150,000	\$ 210,519	\$360,519

- (a) The references to “stock” in this table refer to our deferred restricted common stock units. Amounts for 2024 represent the grant date fair value of stock awards granted in the year, computed in accordance with GAAP, pertaining to equity-based compensation. The assumptions used in determining the grant date fair value are set forth in Note 16. “Earnings Per Share and Stockholders’ Equity” in the “Notes to Consolidated Financial Statements” in “Part II. Item 8. Financial Statements and Supplementary Data.” These deferred restricted common stock units vest, and the underlying shares of common stock will be delivered, on the first anniversary of the date of the grant, subject to the director’s continued service on our board of directors.
- (b) Each of our non-employee directors was granted deferred restricted common stock units upon appointment as a director. In 2024, in connection with the anniversary of his or her initial grant, each of the following directors was granted deferred restricted common stock units: Ms. Ayotte — 1,702 units; Mr. Breyer — 1,636 units; Mr. Brown — 1,402 units; Ms. Lazarus — 1,736 units; Mr. Parrett — 1,242 units; and Ms. Porat — 1,692 units.

The following table provides information regarding outstanding unvested equity awards made to our directors as of December 31, 2024:

<u>Name</u>	<u>Stock Awards (1)</u>	
	<u>Number of Shares or Units of Stock That Have Not Vested</u>	<u>Market Value of Shares or Units of Stock That Have Not Vested (2)</u>
James W. Breyer	1,636	\$ 282,079
Reginald J. Brown	1,402	\$ 241,733
Rochelle B. Lazarus	1,736	\$ 299,321
William G. Parrett	1,242	\$ 214,146
Ruth Porat	1,692	\$ 291,735

- (1) The references to “stock” or “shares” in this table refer to our deferred restricted common stock units.
- (2) The dollar amounts shown in this column were calculated by multiplying the number of unvested deferred restricted common stock units held by the director by the closing market price of \$172.42 per share of our common stock on December 31, 2024, the last trading day of 2024.
- (c) Following her election as Governor of New Hampshire, Ms. Ayotte resigned from the Board effective November 14, 2024. Ms. Ayotte’s unvested equity awards were forfeited upon her resignation, pursuant to the terms thereof.
- (d) Mr. Baratta is an employee and no additional remuneration is paid to him for his service as a director. Mr. Baratta’s employee compensation is discussed in “—Item 13. Certain Relationships and Related Transactions, and Director Independence.”
- (e) Mr. Mulroney served as a director of Blackstone until his passing on February 29, 2024. Mr. Mulroney’s unvested equity awards vested immediately upon his passing, pursuant to the terms thereof.

**Item 12.**

**Security Ownership of Certain Beneficial Owners and Management and Related Stockholder Matters**

The following table sets forth information regarding the beneficial ownership of our common stock and Blackstone Holdings Partnership Units as of February 21, 2025 by:

- each person known to us to beneficially own 5% of any class of the outstanding voting securities of Blackstone Inc.,
- each member of our board of directors,
- each of our named executive officers, and
- all our current directors and executive officers as a group.

The amounts and percentage of common stock and Blackstone Holdings Partnership Units beneficially owned are reported on the basis of regulations of the SEC governing the determination of beneficial ownership of securities. Under the rules of the SEC, a person is deemed to be a “beneficial owner” of a security if that person has or shares “voting power,” which includes the power to vote or to direct the voting of such security, or “investment power,” which includes the power to dispose of or to direct the disposition of such security. A person is also deemed to be a beneficial owner of any securities of which that person has a right to acquire beneficial ownership within 60 days of February 21, 2025. Under these rules, more than one person may be deemed a beneficial owner of the same securities and a person may be deemed a beneficial owner of securities as to which he has no economic interest. Except as indicated by footnote, the persons named in the table below have sole voting and investment power with respect to all securities shown as beneficially owned by them, subject to community property laws where applicable. Unless otherwise included, for purposes of this table, the principal business address for each such person is c/o Blackstone Inc., 345 Park Avenue, New York, New York 10154.

<u>Name of Beneficial Owner</u>	<u>Shares of Common Stock Beneficially Owned</u>		<u>Blackstone Holdings Partnership Units Beneficially Owned (a)</u>	
	<u>Number</u>	<u>% of Class</u>	<u>Number</u>	<u>% of Class</u>
<b>5% Stockholders</b>				
The Vanguard Group, Inc. (b)	62,972,154	8.6%	—	—
BlackRock, Inc. (c)	45,986,530	6.3%	—	—
<b>Directors and Named Executive Officers (d)(e)</b>				
Stephen A. Schwarzman (f)(g)	—	—	231,924,793	51.8%
Jonathan D. Gray (g)	1,673,626	*	41,293,901	9.2%
Michael S. Chae (g)	433,868	*	6,500,556	1.5%
John G. Finley (g)	99,320	*	434,776	*
Vikrant Sawhney (g)	341,936	*	639,771	*
Joseph P. Baratta	373,962	*	6,614,245	1.5%
Kelly Ayotte	16,514	*	—	—
James W. Breyer	38,905	*	—	—
Reginald J. Brown	16,949	*	—	—
Brian Mulrone	179,770	*	—	—
Rochelle B. Lazarus (g)	57,626	*	—	—
William G. Parrett (g)	91,781	*	—	—
Ruth Porat	43,712	*	—	—
All current executive officers and directors as a group (13 persons)	3,367,969	*	287,408,042	64.2%

\* Less than one percent

(a) Subject to certain requirements and restrictions, the partnership units of Blackstone Holdings are exchangeable for shares of our common stock on a one-for-one basis. A Blackstone Holdings limited partner must exchange one partnership unit in each of the five Blackstone Holdings Partnerships to effect



an exchange for a share of our common stock. See “—Item 13. Certain Relationships and Related Transactions, and Director Independence — Exchange Agreement.” Beneficial ownership of Blackstone Holdings Partnership Units reflected in this table has not been also reflected as beneficial ownership of our shares of common stock for which such units may be exchanged.

- (b) Reflects shares of common stock beneficially owned by The Vanguard Group, Inc. and its subsidiaries based on the amended Schedule 13G filed by The Vanguard Group, Inc. on February 13, 2024. The address of The Vanguard Group, Inc. is 100 Vanguard Boulevard, Malvern, Pennsylvania 19355.
- (c) Reflects shares of common stock beneficially owned by BlackRock, Inc. and its subsidiaries based on the Schedule 13G filed by BlackRock, Inc. on January 29, 2024. The address of BlackRock, Inc. is 50 Hudson Yards New York, NY 10001.
- (d) The shares of common stock beneficially owned by the directors and executive officers reflected above do not include the following number of securities that will be delivered to the respective individual more than 60 days after February 28, 2025: Mr. Gray – 1,449,292 deferred restricted common stock; Mr. Chae – 439,815 deferred restricted common stock; Mr. Finley – 347,728 deferred restricted common stock; Mr. Baratta – 467,588 deferred restricted common stock; Mr. Sawhney – 411,973 deferred restricted common stock; Mr. Parrett – 1,242 deferred restricted common stock; Ms. Lazarus – 1,736 deferred restricted common stock; Mr. Breyer – 1,636 deferred restricted common stock; Ms. Porat – 1,692 deferred restricted common stock; and Mr. Brown – 1,402 deferred restricted common stock.
- (e) The Blackstone Holdings Partnership Units shown in the table above include the following number of vested units being held back under our minimum retained ownership requirements: Mr. Schwarzman – 9,472,688 Blackstone Holdings Partnership Units; Mr. Gray – 11,619,691 Blackstone Holdings Partnership Units and 271,816 deferred restricted common units; Mr. Chae – 3,437,080 Blackstone Holdings Partnership Units and 71,230 deferred restricted common units; and Mr. Finley – 197,329 Blackstone Holdings Partnership Units and 51,797 deferred restricted common units; Mr. Baratta – 4,045,306 Blackstone Holdings Partnership Units and 373,962 deferred restricted common units; and Mr. Sawhney – 220,385 Blackstone Holdings Partnership Units and 151,664 deferred restricted common units.
- (f) On those few matters that may be submitted for a vote of the sole holder of the Series I preferred stock, Blackstone Partners L.L.C., an entity owned by senior managing directors of Blackstone and controlled by Mr. Schwarzman, is entitled to an aggregate number of votes on any matter that may be submitted for a vote of our common stock that is equal to the aggregate number of vested and unvested Blackstone Holdings Partnership Units held by the limited partners of Blackstone Holdings on the relevant record date and entitles it to participate in the vote on the same basis as our common stock. Our senior managing directors have agreed in the limited liability company agreement of Blackstone Partners L.L.C. that our founder, Mr. Schwarzman, will have the power to determine how the Series I preferred stock held by Blackstone Partners L.L.C. will be voted. Following the withdrawal, death or disability of Mr. Schwarzman (and any successor founder), this power will revert to the members of Blackstone Partners L.L.C. holding a majority in interest in that entity. The limited liability company agreement of Blackstone Partners L.L.C. provides that at such time as Mr. Schwarzman should cease to be a founding member, Jonathan D. Gray will thereupon succeed Mr. Schwarzman as the sole founding member of Blackstone Partners L.L.C. If Blackstone Partners L.L.C. directs us to do so, we will issue shares of Series I preferred stock to each of the limited partners of Blackstone Holdings, whereupon each holder of Series I preferred stock will be entitled to a number of votes that is equal to the number of vested and unvested Blackstone Holdings Partnership Units held by such Series I preferred stockholder on the relevant record date.
- (g) The Blackstone Holdings Partnership Units shown in the table above for such named executive officers and directors include: (a) the following units held for the benefit of family members with respect to which the named executive officer or director, as applicable, disclaims beneficial ownership: Mr. Schwarzman – 3,686,266 units held in various trusts for which Mr. Schwarzman is the investment trustee, Mr. Gray – 5,204,356 units held in a trust for which Mr. Gray is the investment trustee, Mr. Chae – 1,150,070 units held in a trust for which Mr. Chae is the investment trustee, Mr. Finley – 80,964 units held in a trust for which Mr. Finley is the investment trustee, Mr. Baratta – 142,237 units held in a trust for which Mr. Baratta is the investment trustee, and Mr. Sawhney 104,000 units held in a trust for which Mr. Sawhney is the investment trustee (b) the following units held in grantor retained annuity trusts for which the named executive officer or director, as applicable, is the investment trustee: Mr. Gray – 14,359,231 units, and (c) the following units held by a separate legal entity and for which the named executive officer maintains voting and investment control: Mr. Schwarzman – 1,438,529 units, Mr. Finley – 72,000 units, Mr. Baratta – 4,248,950 units,

and Mr. Sawhney – 56,000 units. Mr. Schwarzman also directly, or through a corporation for which he is the controlling shareholder, beneficially owns an additional 364,278 partnership units in each of Blackstone Holdings II L.P., Blackstone Holdings III L.P. and Blackstone Holdings IV L.P. In addition, with respect to Mr. Schwarzman, the above table excludes partnership units of Blackstone Holdings held by his children or in trusts for the benefit of his family as to which he has no voting or investment control. The Blackstone common stock shown in the table above for each named executive officer and director include: (a) the following shares held for the benefit of family members with respect to which the named executive officer or director, as applicable, disclaims beneficial ownership: Mr. Finley – 32,523 shares held in a family limited liability company and 4,000 shares held in a trust for the benefit of his spouse of which he is a trustee, and Ms. Lazarus – 2,950 shares held in a trust for the benefit of family members over which she shares investment control (b) Mr. Finley – 11,000 shares held in a trust for the benefit of Mr. Finley and his family of which he is a trustee; and (c) 32,523 and 10,000 shares that have been pledged by Messrs. Finley and Parrett, respectively, to a third party to secure payment for a loan.

### Securities Authorized for Issuance under Equity Compensation Plans

The table set forth below provides information concerning the awards that may be issued under the 2007 Equity Incentive Plan as of December 31, 2024:

	Number of Securities to be Issued Upon Exercise of Outstanding Options, Warrants and Rights (a)	Weighted- Average Exercise Price of Outstanding Options, Warrants and Rights	Number of Securities Remaining Available for Future Issuance Under Equity Compensation Plans (excluding securities reflected in column (a)) (b)
Equity Compensation Plans Approved by Security Holders	54,575,634	—	161,555,099
Equity Compensation Plans Not Approved by Security Holders	—	—	—
	<u>54,575,634</u>	<u>—</u>	<u>161,555,099</u>

- (a) Reflects the outstanding number of our deferred restricted common stock units and deferred restricted Blackstone Holdings Partnership Units granted under the 2007 Equity Incentive Plan as of December 31, 2024.
- (b) The aggregate number of our common stock and Blackstone Holdings Partnership Units covered by the 2007 Equity Incentive Plan is increased on the first day of each fiscal year during its term by a number of shares of common stock equal to the positive difference, if any, of (a) 15% of the aggregate number of shares of our common stock and Blackstone Holdings Partnership Units outstanding on the last day of the immediately preceding fiscal year (excluding Blackstone Holdings Partnership Units held by Blackstone Inc. or its wholly owned subsidiaries) minus (b) the aggregate number of shares of our common stock and Blackstone Holdings Partnership Units covered by the 2007 Equity Incentive Plan as of such date (unless the administrator of the 2007 Equity Incentive Plan should decide to increase the number of shares of our common stock and Blackstone Holdings Partnership Units covered by the plan by a lesser amount). As of January 1, 2025, pursuant to this formula, 174,967,230 shares of common stock, which is equal to 0.15 times the number of shares of our common stock and Blackstone Holdings Partnership Units outstanding on December 31, 2024, were available for issuance under the 2007 Equity Incentive Plan. We have filed a registration statement and intend to file additional registration statements on Form S-8 under the Securities Act to register shares of common stock covered by the 2007 Equity Incentive Plan (including pursuant to automatic annual increases). Any such Form S-8 registration statement will automatically become effective upon filing. Accordingly, shares of common stock registered under such registration statement will be available for sale in the open market.

## Item 13. Certain Relationships and Related Transactions, and Director Independence

### *Tax Receivable Agreements*

We used a portion of the proceeds from the IPO and the sale of non-voting common units to Beijing Wonderful Investments to purchase interests in the predecessor businesses from the predecessor owners. In addition, holders of Blackstone Holdings Partnership Units (other than Blackstone Inc.'s wholly owned subsidiaries), subject to the vesting and minimum retained ownership requirements and transfer restrictions set forth in the partnership agreements of the Blackstone Holdings partnerships, may up to four times each year (subject to the terms of the exchange agreement) exchange their Blackstone Holdings Partnership Units for shares of our common stock on a one-for-one basis. A Blackstone Holdings limited partner must exchange one partnership unit in each of the Blackstone Holdings partnerships to effect an exchange for a share of common stock. Blackstone Holdings I L.P. and Blackstone Holdings II L.P. have made an election under Section 754 of the Internal Revenue Code effective for each taxable year in which an exchange of partnership units for a share of common stock occurs, which may result in an adjustment to the tax basis of the assets of such Blackstone Holdings Partnerships at the time of an exchange of partnership units. Other Blackstone Holdings Partnerships and certain subsidiary partnerships are expected to make such elections for the 2024 and subsequent taxable years with the filing of their federal income tax returns for such tax years. The purchase and subsequent exchanges of Blackstone Holdings Partnership Units are expected to result in increases in the tax basis of the tangible and intangible assets of Blackstone Holdings that otherwise would not have been available. These increases in tax basis may increase (for tax purposes) depreciation and amortization and therefore reduce the amount of tax that we would otherwise be required to pay in the future. We have entered into a tax receivable agreement with holders of Blackstone Holdings Partnership Units that provides for the payment by us to such holders of 85% of the amount of cash savings, if any, in U.S. federal, state and local income tax that we actually realize (or are deemed to realize in the case of an early termination payment by the corporate taxpayers or a change in control, as discussed below) as a result of these increases in tax basis and of certain other tax benefits related to our entering into the tax receivable agreement, including tax benefits attributable to payments under the tax receivable agreement. This payment obligation is an obligation of us (and certain of our subsidiaries that are treated as corporations for U.S. federal income tax purposes which we refer to as "the corporate taxpayers") and not of Blackstone Holdings. The corporate taxpayers expect to benefit from the remaining 15% of cash savings, if any, in income tax that they realize. For purposes of the tax receivable agreement, cash savings in income tax will be computed by comparing the actual income tax liability of the corporate taxpayers to the amount of such taxes that the corporate taxpayer would have been required to pay had there been no increase to the tax basis of the tangible and intangible assets of Blackstone Holdings as a result of the exchanges and had the corporate taxpayers not entered into the tax receivable agreement. The term of the tax receivable agreement commenced upon consummation of our IPO and will continue until all such tax benefits have been utilized or expired, unless the corporate taxpayers exercise their right to terminate the tax receivable agreement for an amount based on the agreed payments remaining to be made under the agreement.

Assuming no future material changes in the relevant tax law and that the corporate taxpayers earn sufficient taxable income to realize the full tax benefit of the increased amortization of the assets, the expected future payments under the tax receivable agreement (which are taxable to the recipients) in respect of the purchase and exchanges will aggregate \$1.8 billion over the next 15 years. The after-tax net present value of these estimated payments totals \$529.9 million assuming a 15% discount rate and using an estimate of timing of the benefit to be received. Future payments under the tax receivable agreement in respect of subsequent exchanges would be in addition to these amounts. The payments under the tax receivable agreement are not conditioned upon continued ownership of Blackstone equity interests by the holders of Blackstone Holdings Partnership Units mentioned above.

Subsequent to December 31, 2024, payments totaling \$46.3 million were made to certain holders of Blackstone Holdings Partnership Units mentioned above in accordance with the tax receivable agreement and related to tax benefits the Partnership received for the 2023 taxable year. Such payments included \$1.5 million to Mr. Schwarzman, \$0.2 million to Mr. Chae, \$0.08 million to Mr. Finley, \$0.04 million to Mr. Sawhney, and \$0.6 million to Mr. Baratta, which amounts include payments to vehicles controlled by such persons or their relatives, as applicable.

In addition, the tax receivable agreement provides that upon certain mergers, asset sales, other forms of business combinations or other changes of control, the corporate taxpayers' (or their successors') obligations with respect to exchanged or acquired units (whether exchanged or acquired before or after such transaction) would be based on certain assumptions, including that the corporate taxpayers would have sufficient taxable income to fully utilize the benefits arising from the increased tax deductions and tax basis and other similar benefits. Upon a subsequent actual exchange, any additional increase in tax deductions, tax basis and other similar benefits in excess of the amounts assumed at the change in control will also result in payments under the tax receivable agreement.

Decisions we make in the course of running our business, such as with respect to mergers, asset sales, other forms of business combinations or other changes in control, may influence the timing and amount of payments that are received by an exchanging or selling holder of Blackstone Holdings Partnership Units under the tax receivable agreement. For example, the earlier disposition of assets following an exchange or acquisition transaction will generally accelerate payments under a tax receivable agreement and increase the present value of such payments, and the disposition of assets before an exchange or acquisition transaction will increase the tax liability of a holder of Blackstone Holdings Partnership Units without giving rise to any rights of a holder of Blackstone Holdings Partnership Units to receive payments under any tax receivable agreements.

Although we are not aware of any issue that would cause the IRS to challenge a tax basis increase, the corporate taxpayers will not be reimbursed for any payments previously made under a tax receivable agreement. As a result, in certain circumstances, payments could be made under a tax receivable agreement in excess of the corporate taxpayers' cash tax savings.

### ***Registration Rights Agreement***

In connection with the restructuring and IPO, we entered into a registration rights agreement with our pre-IPO owners, which was subsequently amended in connection with Blackstone's conversion from a limited partnership to a corporation, pursuant to which we granted them, their affiliates and certain of their transferees the right, under certain circumstances and subject to certain restrictions, to require us to register under the Securities Act shares of common stock delivered in exchange for Blackstone Holdings Partnership Units or shares of common stock (and other securities convertible into or exchangeable or exercisable for our shares of common stock) otherwise held by them. In addition, newly-admitted Blackstone senior managing directors and certain others who acquire Blackstone Holdings Partnership Units have subsequently become parties to the registration rights agreement. In addition, our founder, Stephen A. Schwarzman, has the right to request that we register the sale of shares of common stock held by holders of Blackstone Holdings Partnership Units an unlimited number of times and may require us to make available shelf registration statements permitting sales of shares of common stock into the market from time to time over an extended period. In addition, Mr. Schwarzman has the ability to exercise certain piggyback registration rights in respect of shares of common stock held by holders of Blackstone Holdings Partnership Units in connection with registered offerings requested by other registration rights holders or initiated by us.

### ***Tsinghua University Education Foundation***

As part of an initiative announced in 2013, Mr. Schwarzman, through the Stephen A. Schwarzman Education Foundation, personally committed \$100 million to create and endow a post-graduate scholarship program at Tsinghua University in Beijing, entitled "Schwarzman Scholars," and fund the construction of a residential and academic building. He has led a fundraising campaign to raise \$600 million to support the "Schwarzman Endowment Fund." The Tsinghua University Education Foundation ("TUEF") will hold the Schwarzman Endowment Fund and has agreed to delegate management of the fund to Blackstone. We have agreed that TUEF, and certain entities affiliated with TUEF, will not be required to pay Blackstone a management fee for managing the Schwarzman Endowment Fund and, to the extent Blackstone allocates and invests assets of the Schwarzman Endowment Fund in our funds, which may take the form of funded or unfunded general partner commitments to our investment funds, we anticipate that such investments will be subject to reduced or waived management fees and/or carried interest.

### ***Joseph P. Baratta***

Mr. Baratta received a base salary of \$350,000 and a bonus payment of \$6,890,895. The bonus payment was based upon the performance of our private equity business, including the contribution of all current and past

funds within the business dating back to before the IPO. The ultimate bonus payment to Mr. Baratta was, however, determined in the discretion of Mr. Schwarzman and Mr. Gray. On January 10, 2025, Mr. Baratta was granted 41,801 shares of deferred restricted common stock with a grant date fair value of \$6,890,895, reflecting 100% of his annual bonus payment mandatorily deferred into deferred restricted common stock pursuant to the Bonus Deferral Plan. In April 2024, Mr. Baratta was awarded a discretionary award of 55,411 deferred restricted common stock units with a grant date fair value of \$7,260,503. This award reflected 2023 performance and was intended to further promote retention and to incentivize future performance. See “—Item 11. Executive Compensation — Narrative Disclosure to Summary Compensation Table and Grants of Plan-Based Awards in 2024 — Terms of Discretionary Equity Awards” for discussion of the vesting terms applicable to Mr. Baratta’s equity awards.

Mr. Baratta also participated in the performance fees of our funds, consisting of carried interest in our carry funds and incentive fees in our funds that pay incentive fees. The compensation paid to Mr. Baratta in respect of carried interest in our carry funds primarily relates to Mr. Baratta’s participation in the private equity funds (which were formed both before and after the IPO). The amount of distributions, whether cash or in-kind, in respect of carried interest or incentive fee allocations to Mr. Baratta for 2024 was \$26,095,196. Any in-kind distributions in respect of carried interest are reported based on the market value of the securities distributed as of the date of distribution. See “—Item 11. Executive Compensation — Compensation Elements for Named Executive Officers” in this report for additional discussion of the elements of our compensation program.

### **Blackstone Holdings Partnership Agreements**

As a result of the reorganization and the IPO, Blackstone Inc. (at that time, The Blackstone Group L.P.) became a holding partnership and, through wholly owned subsidiaries, held equity interests in the five holdings partnerships (i.e., Blackstone Holdings I L.P., Blackstone Holdings II L.P., Blackstone Holdings III L.P., Blackstone Holdings IV L.P. and Blackstone Holdings V L.P.). On January 1, 2009, in order to simplify our structure and ease the related administrative burden and costs, we effected an internal restructuring to reduce the number of holding partnerships from five to four by causing Blackstone Holdings III L.P. to transfer all of its assets and liabilities to Blackstone Holdings IV L.P. In connection therewith, Blackstone Holdings IV L.P. was renamed Blackstone Holdings III L.P. and Blackstone Holdings V L.P. was renamed Blackstone Holdings IV L.P. On October 1, 2015, Blackstone formed a new holding partnership, Blackstone Holdings AI L.P., which holds certain operating entities and operates in a manner similar to the other Blackstone Holdings Partnerships. “Blackstone Holdings” refers to (a) Blackstone Holdings I L.P., Blackstone Holdings II L.P., Blackstone Holdings III L.P., Blackstone Holdings IV L.P. and Blackstone Holdings V L.P. prior to the January 2009 reorganization, (b) Blackstone Holdings I L.P., Blackstone Holdings II L.P., Blackstone Holdings III L.P. and Blackstone Holdings IV L.P. from January 1, 2009 through October 1, 2015 and (c) Blackstone Holdings I L.P., Blackstone Holdings II L.P., Blackstone Holdings III L.P., Blackstone Holdings IV L.P. and Blackstone Holdings AI L.P. subsequent to the October 2015 creation of Blackstone Holdings AI L.P.

Wholly owned subsidiaries of Blackstone Inc. which are the general partners of those partnerships have the right to determine when distributions will be made to the partners of Blackstone Holdings and the amount of any such distributions. If a distribution is authorized, such distribution will be made to the partners of Blackstone Holdings pro-rata in accordance with the percentages of their respective partnership interests as described under “Part II. Item 5. Market for Registrant’s Common Equity, Related Stockholder Matters and Issuer Purchases of Equity Securities — Dividend Policy.”

Each of the Blackstone Holdings Partnerships has an identical number of partnership units outstanding, and we use the terms “Blackstone Holdings Partnership Unit” or “partnership unit in/of Blackstone Holdings” to refer, collectively, to a partnership unit in each of the Blackstone Holdings Partnerships. The holders of partnership units in Blackstone Holdings, including Blackstone Inc.’s wholly owned subsidiaries, will incur U.S. federal, state and local income taxes on their proportionate share of any net taxable income of Blackstone profits and net losses of Blackstone Holdings will generally be allocated to its partners (including Blackstone Inc.’s wholly owned subsidiaries) pro-rata in accordance with the percentages of their respective partnership interests as described under “Part II. Item 5. Market for Registrant’s Common Equity, Related Stockholder Matters and Issuer Purchases of Equity Securities—Dividend Policy.” The partnership agreements of the Blackstone Holdings Partnerships provide for cash distributions, which we refer to as “tax distributions,” to the partners of such partnerships if the wholly owned subsidiaries of Blackstone Inc. which are the general partners of the Blackstone Holdings Partnerships determine that the taxable income of the relevant partnership will give rise to taxable income for its partners.

Generally, these tax distributions are computed based on our estimate of the net taxable income of the relevant partnership allocable to a partner multiplied by an assumed tax rate equal to the highest effective marginal combined U.S. federal, state and local income tax rate prescribed for an individual or corporate resident in New York, New York (taking into account the non-deductibility of certain expenses and the character of our income). Tax distributions are made only to the extent all distributions from such partnerships for the relevant year are insufficient to cover such tax liabilities.

Subject to the vesting and minimum retained ownership requirements and transfer restrictions set forth in the partnership agreements of the Blackstone Holdings Partnerships, Blackstone Holdings Partnership Units may be exchanged for shares of common stock as described under “- Exchange Agreement” below. In addition, the Blackstone Holdings partnership agreements authorize the wholly owned subsidiaries of Blackstone Inc., which are the general partners of those partnerships, to issue an unlimited number of additional partnership securities of the Blackstone Holdings Partnerships with such designations, preferences, rights, powers and duties that are different from, and may be senior to, those applicable to the Blackstone Holdings Partnership Units, and which may be exchangeable for shares of our common stock.

See “—Item 11. Executive Compensation — Narrative Disclosure to Summary Compensation Table and Grants of Plan-Based Awards in 2024 — Terms of Discretionary Equity Awards” for a discussion of minimum retained ownership requirements and transfer restrictions applicable to the Blackstone Holdings Partnership Units. The generally applicable minimum retained ownership requirements and transfer restrictions are outlined in the sections referenced in the preceding sentence. There may be some different arrangements for some individuals in some instances. In addition, we may waive these requirements and restrictions from time to time.

In addition, substantially all of our expenses, including substantially all expenses solely incurred by or attributable to Blackstone Inc. but not including obligations incurred under the tax receivable agreement by Blackstone Inc.’s wholly owned subsidiaries, income tax expenses of Blackstone Inc.’s wholly owned subsidiaries and payments on indebtedness incurred by Blackstone Inc.’s wholly owned subsidiaries, are borne by Blackstone Holdings.

### **Exchange Agreement**

In connection with the reorganization and IPO, we entered into an exchange agreement with the holders of partnership units in Blackstone Holdings (other than Blackstone Inc.’s wholly owned subsidiaries). In addition, certain Blackstone senior managing directors and others who have acquired Blackstone Holdings Partnership Units also have become parties to the exchange agreement. Under the exchange agreement, as amended, subject to the vesting and minimum retained ownership requirements and transfer restrictions set forth in the partnership agreements of the Blackstone Holdings Partnerships, each such holder of Blackstone Holdings Partnership Units (and certain transferees thereof) may up to four times each year (subject to the terms of the exchange agreement) exchange these partnership units for shares of our common stock on a one-for-one basis, subject to customary conversion rate adjustments for splits, unit distributions and reclassifications. Under the exchange agreement, to effect an exchange a holder of partnership units in Blackstone Holdings must simultaneously exchange one partnership unit in each of the Blackstone Holdings Partnerships. As a holder exchanges its Blackstone Holdings Partnership Units, Blackstone Inc.’s indirect interest in the Blackstone Holdings Partnerships will be correspondingly increased.

### **Payments to Kirkland & Ellis LLP**

Reginald J. Brown, a member of our board of directors, is a partner at the law firm of Kirkland & Ellis LLP (“Kirkland”). We have engaged Kirkland from time to time in the ordinary course of business to provide legal services to us and our subsidiaries. Our relationship with Kirkland pre-dates Mr. Brown’s appointment to our board of directors. During 2024, we paid Kirkland approximately \$101.3 million in legal fees (the “Fees”), and Mr. Brown’s interest in the Fees is estimated to be less than 1% of the Fees. Mr. Brown does not receive any direct compensation, specific origination bonus or other disproportionate allocation from legal fees we pay to Kirkland.

### **Firm Use of Private Aircraft**

Certain entities controlled by Mr. Schwarzman wholly own aircraft that we use for business purposes in the course of our operations, and in 2024, we made payments of \$4.0 million for the use of such aircraft, which included

\$2.6 million paid directly to the managers of the aircraft. An entity controlled by Mr. Gray wholly owns aircraft that we use for business purposes in the course of our operations, and in 2024, we made payments of \$4.8 million for the use of such aircraft, which included \$2.3 million paid directly to the manager of the aircraft. An entity jointly controlled by Mr. Baratta and two other individuals owns aircraft that we use for business purposes in the course of our operations, and in 2024, we made payments of \$1.5 million for the use of such aircraft, which included \$0.9 million paid directly to the manager of the aircraft. As part of these arrangements, when we use such aircraft for business purposes from time to time, Messrs. Schwarzman, Gray and Baratta or their affiliated entities, as applicable, receive from their respective manager all or substantially all of the charter charges, net of any fee retained by such manager. Each of Messrs. Schwarzman, Gray, and Baratta paid for his respective ownership interest in his aircraft himself and bore his respective share of all operating, personnel and maintenance costs associated with the operation of such aircraft. The hourly payments we made for use of such aircraft were based on current market rates.

### **Investment In or Alongside Our Funds**

Our directors and executive officers may invest their own capital in or alongside our funds and other vehicles we manage, in some instances, without being subject to management fees, carried interest or incentive fees. For our carry funds, these investments may be made through the applicable fund general partner and fund a portion of the general partner capital commitments to our funds. These investment opportunities are available to all of our senior managing directors and to those of our employees whom we have determined to have a status that reasonably permits us to offer them these types of investments and in compliance with applicable laws. During the year ended December 31, 2024, our directors and executive officers (and, in some cases, certain investment trusts or other family vehicles or charitable organizations controlled by them or their immediate family members) had the following gross contributions relating to their personal investments (and the investments of any such trusts) in Blackstone funds and other Blackstone-managed vehicles: Mr. Schwarzman, Mr. Gray, Mr. Baratta, Mr. Breyer, Mr. Chae, Ms. Porat, Mr. Sawhney, Mr. Finley, Mr. Brown, and Mr. Parrett made gross contributions of \$281.6 million, \$39.9 million, \$6.1 million, \$4.3 million, \$2.8 million, \$1.3 million, \$1.1 million, \$0.6 million, \$0.3 million, and \$0.2 million, respectively.

### **Statement of Policy Regarding Transactions with Related Persons**

Our board of directors has adopted a written statement of policy regarding transactions with related persons, which we refer to as our “related person policy.” Our related person policy requires that a “related person” (as defined as in paragraph (a) of Item 404 of Regulation S-K) must promptly disclose to the Chief Legal Officer any “related person transaction” (defined as any transaction that is reportable by us under Item 404(a) of Regulation S-K in which we were or are to be a participant and the amount involved exceeds \$120,000 and in which any related person had or will have a direct or indirect material interest) and all material facts with respect thereto. The Chief Legal Officer will then promptly communicate that information to the board of directors. No related person transaction will be consummated without the approval or ratification of the board of directors or any committee of the board of directors consisting exclusively of independent and disinterested directors. It is our policy that directors interested in a related person transaction will recuse themselves from any vote of a related person transaction in which they have an interest.

### **Non-Competition and Non-Solicitation Agreements**

We have entered into a non-competition and non-solicitation agreement with each of our Senior Managing Directors, including each of our executive officers. See “—Item 11. Executive Compensation — Non-Competition and Non-Solicitation Agreements” for a description of the material terms of such agreements.

### **Director Independence**

See “—Item 10. Directors, Executive Officers and Corporate Governance — Controlled Company Exception and Director Independence” for information on director independence.

## Item 14. Principal Accountant Fees and Services

The following table summarizes the aggregate fees for professional services provided by Deloitte & Touche LLP, the member firms of Deloitte Touche Tohmatsu and their respective affiliates (collectively, the “Deloitte Entities”):

	Year Ended December 31, 2024			Total
	Blackstone Inc.	Blackstone Entities, Principally Fund Related (c)	Blackstone Funds, Transaction Related (d)	
	(Dollars in Thousands)			
Audit Fees	\$ 9,725 (a)	\$ 64,272	\$ —	\$ 73,997
Audit-Related Fees	—	1,355	29,949	31,304
Tax Fees	802 (b)	97,582	11,260	109,644
All Other Fees	—	78	—	78
	<u>\$10,527</u>	<u>\$ 163,287</u>	<u>\$ 41,209</u>	<u>\$215,023</u>

	Year Ended December 31, 2023			Total
	Blackstone Inc.	Blackstone Entities, Principally Fund Related (c)	Blackstone Funds, Transaction Related (d)	
	(Dollars in Thousands)			
Audit Fees	\$ 9,914 (a)	\$ 59,323	\$ —	\$ 69,237
Audit-Related Fees	—	226	15,966	16,192
Tax Fees	731 (b)	89,699	8,610	99,040
All Other Fees	—	—	—	—
	<u>\$10,645</u>	<u>\$ 149,248</u>	<u>\$ 24,576</u>	<u>\$184,469</u>

- (a) Audit Fees consisted of fees for (1) the audits of our consolidated financial statements in our Annual Report on Form 10-K and services attendant to, or required by, statute or regulation, (2) reviews of the interim condensed consolidated financial statements included in our quarterly reports on Form 10-Q, and (3) consents and other services related to SEC and other regulatory filings.
- (b) Tax Fees consisted of fees for services rendered for tax compliance and tax planning and advisory services.
- (c) The Deloitte Entities also provide audit, audit-related and tax services (primarily tax compliance and related services) to certain Blackstone Funds and other corporate entities.
- (d) Audit-Related and Tax Fees included merger and acquisition due diligence services provided in connection with potential acquisitions of portfolio companies for investment purposes primarily to certain private equity and real estate funds managed by Blackstone in its capacity as the general partner. In addition, the Deloitte Entities provide audit, audit-related, tax and other services to the portfolio companies, which are approved directly by the portfolio company’s management and are not included in the amounts presented here.

Our audit committee charter, which is available on our website at <http://ir.blackstone.com> under “Corporate Governance,” requires the audit committee to pre-approve all audit and non-audit services to be provided by our independent registered public accounting firm in accordance with the charter of the audit committee. All services reported in the Audit, Audit-Related, Tax and All Other Fees categories above were approved by the audit committee.



## Part IV.

### Item 15. Exhibits and Financial Statement Schedules

(a) The following documents are filed as part of this annual report.

1. *Financial Statements:*

See Item 8 above.

2. *Financial Statement Schedules:*

Schedules for which provision is made in the applicable accounting regulations of the SEC are not required under the related instructions or are not applicable, and therefore have been omitted.

3. *Exhibits:*

<u>Exhibit Number</u>	<u>Exhibit Description</u>
3.1	<a href="#"><u>Amended and Restated Certificate of Incorporation of Blackstone Inc. (incorporated herein by reference to Exhibit 3.1 to the Registrant's Quarterly Report on Form 10-Q for the quarter ended June 30, 2021 filed with the SEC on August 6, 2021).</u></a>
3.2	<a href="#"><u>Amended and Restated Bylaws of Blackstone Inc. (incorporated herein by reference to Exhibit 3.2 to the Registrant's Quarterly Report on Form 10-Q for the quarter ended June 30, 2021 filed with the SEC on August 6, 2021).</u></a>
4.1	<a href="#"><u>Description of Capital Stock (incorporated herein by reference to Exhibit 4.1 of the Registrant's Annual Report on Form 10-K for the year ended December 31, 2021 filed with the SEC on February 25, 2022).</u></a>
4.2	<a href="#"><u>Indenture dated as of August 20, 2009 among Blackstone Holdings Finance Co. L.L.C., The Blackstone Group L.P., Blackstone Holdings I L.P., Blackstone Holdings II L.P., Blackstone Holdings III L.P., Blackstone Holdings IV L.P. and The Bank of New York Mellon, as trustee (incorporated herein by reference to Exhibit 4.1 to the Registrant's Current Report on Form 8-K filed with the SEC on August 20, 2009).</u></a>
4.3	<a href="#"><u>Third Supplemental Indenture dated as of August 17, 2012 among Blackstone Holdings Finance Co. L.L.C., The Blackstone Group L.P., Blackstone Holdings I L.P., Blackstone Holdings II L.P., Blackstone Holdings III L.P., Blackstone Holdings IV L.P. and The Bank of New York Mellon, as trustee (incorporated herein by reference to Exhibit 4.2 to the Registrant's Current Report on Form 8-K filed with the SEC on August 17, 2012).</u></a>
4.4	<a href="#"><u>Form of 4.750% Senior Note due 2023 (included in Exhibit 4.3 hereto).</u></a>
4.5	<a href="#"><u>Fourth Supplemental Indenture dated as of August 17, 2012 among Blackstone Holdings Finance Co. L.L.C., The Blackstone Group L.P., Blackstone Holdings I L.P., Blackstone Holdings II L.P., Blackstone Holdings III L.P., Blackstone Holdings IV L.P. and The Bank of New York Mellon, as trustee (incorporated herein by reference to Exhibit 4.4 to the Registrant's Current Report on Form 8-K filed with the SEC on August 17, 2012).</u></a>
4.6	<a href="#"><u>Form of 6.250% Senior Note due 2042 (included in Exhibit 4.5 hereto).</u></a>

- 4.7 [Fifth Supplemental Indenture dated as of April 7, 2014 among Blackstone Holdings Finance Co. L.L.C., The Blackstone Group L.P., Blackstone Holdings I L.P., Blackstone Holdings II L.P., Blackstone Holdings III L.P., Blackstone Holdings IV L.P. and The Bank of New York Mellon, as trustee \(incorporated herein by reference to Exhibit 4.2 to the Registrant's Current Report on Form 8-K filed with the SEC on April 7, 2014\).](#)
- 4.8 [Form of 5.000% Senior Note due 2044 \(included in Exhibit 4.7 hereto\).](#)
- 4.9 [Sixth Supplemental Indenture dated as of April 27, 2015 among Blackstone Holdings Finance Co. L.L.C., The Blackstone Group L.P., Blackstone Holdings I L.P., Blackstone Holdings II L.P., Blackstone Holdings III L.P., Blackstone Holdings IV L.P. and The Bank of New York Mellon, as trustee \(incorporated herein by reference to Exhibit 4.2 to the Registrant's Current Report on Form 8-K filed with the SEC on April 27, 2015\).](#)
- 4.10 [Form of 4.450% Senior Note due 2045 \(included in Exhibit 4.9 hereto\).](#)
- 4.11 [Seventh Supplemental Indenture dated as of May 19, 2015 among Blackstone Holdings Finance Co. L.L.C., The Blackstone Group L.P., Blackstone Holdings I L.P., Blackstone Holdings II L.P., Blackstone Holdings III L.P., Blackstone Holdings IV L.P., The Bank of New York Mellon, as trustee, and The Bank of New York Mellon, London Branch, as paying agent \(incorporated herein by reference to Exhibit 4.2 to the Registrant's Current Report on Form 8-K filed with the SEC on May 19, 2015\).](#)
- 4.12 [Form of 2.000% Senior Note due 2025 \(included in Exhibit 4.11 hereto\).](#)
- 4.13 [Guarantor Joinder Agreement dated as of October 1, 2015 among Blackstone Holdings Finance Co. L.L.C., Blackstone Holdings I L.P., Blackstone Holdings II L.P., Blackstone Holdings III L.P., Blackstone Holdings IV L.P., Blackstone Holdings AI L.P. and Citibank, N.A., as administrative agent \(incorporated herein by reference to Exhibit 4.16 to the Registrant's Annual Report on Form 10-K for the year ended December 31, 2015 filed with the SEC on February 26, 2016\).](#)
- 4.14 [Eighth Supplemental Indenture dated as of October 1, 2015 among Blackstone Holdings Finance Co. L.L.C., The Blackstone Group L.P., Blackstone Holdings I L.P., Blackstone Holdings II L.P., Blackstone Holdings III L.P., Blackstone Holdings IV L.P., Blackstone Holdings AI L.P. and The Bank of New York Mellon, as Trustee \(incorporated herein by reference to Exhibit 4.17 to the Registrant's Annual Report on Form 10-K for the year ended December 31, 2015 filed with the SEC on February 26, 2016\).](#)
- 4.15 [Ninth Supplemental Indenture dated as of October 5, 2016 among Blackstone Holdings Finance Co. L.L.C., The Blackstone Group L.P., Blackstone Holdings I L.P., Blackstone Holdings AI L.P., Blackstone Holdings II L.P., Blackstone Holdings III L.P., Blackstone Holdings IV L.P., The Bank of New York Mellon, as trustee, and The Bank of New York Mellon, London Branch, as paying agent \(incorporated herein by reference to Exhibit 4.2 to the Registrant's Current Report on Form 8-K filed with the SEC on October 5, 2016\).](#)
- 4.16 [Form of 1.000% Senior Note due 2026 \(included in Exhibit 4.15 hereto\).](#)
- 4.17 [Tenth Supplemental Indenture dated as of October 2, 2017 among Blackstone Holdings Finance Co. L.L.C., The Blackstone Group L.P., Blackstone Holdings I L.P., Blackstone Holdings AI L.P., Blackstone Holdings II L.P., Blackstone Holdings III L.P., Blackstone Holdings IV L.P. and The Bank of New York Mellon, as trustee \(incorporated herein by reference to Exhibit 4.2 to the Registrant's Current Report on Form 8-K filed with the SEC on October 2, 2017\).](#)
- 4.18 [Form of 3.150% Senior Note due 2027 \(included in Exhibit 4.17 hereto\).](#)

- 4.19 [Eleventh Supplemental Indenture dated as of October 2, 2017 among Blackstone Holdings Finance Co. L.L.C., The Blackstone Group L.P., Blackstone Holdings I L.P., Blackstone Holdings AI L.P., Blackstone Holdings II L.P., Blackstone Holdings III L.P., Blackstone Holdings IV L.P. and The Bank of New York Mellon, as trustee \(incorporated herein by reference to Exhibit 4.4 to the Registrant's Current Report on Form 8-K filed with the SEC October 2, 2017\).](#)
- 4.20 [Form of 4.000% Senior Note due 2047 \(included in Exhibit 4.19 hereto\).](#)
- 4.21 [Twelfth Supplemental Indenture dated as of April 10, 2019 among Blackstone Holdings Finance Co. L.L.C., The Blackstone Group L.P., Blackstone Holdings I L.P., Blackstone Holdings AI L.P., Blackstone Holdings II L.P., Blackstone Holdings III L.P., Blackstone Holdings IV L.P., The Bank of New York Mellon, as trustee, and The Bank of New York Mellon, London Branch, as paying agent \(incorporated herein by reference to Exhibit 4.2 to the Registrant's Current Report on Form 8-K filed with the SEC on April 11, 2019\).](#)
- 4.22 [Form of 1.500% Senior Notes due 2029 \(included in Exhibit 4.21 hereto\).](#)
- 4.23 [Thirteenth Supplemental Indenture dated as of September 10, 2019 among Blackstone Holdings Finance Co. L.L.C., The Blackstone Group Inc., Blackstone Holdings I L.P., Blackstone Holdings AI L.P., Blackstone Holdings II L.P., Blackstone Holdings III L.P., Blackstone Holdings IV L.P. and The Bank of New York Mellon, as trustee \(incorporated herein by reference to Exhibit 4.2 to the Registrant's Current Report on Form 8-K filed with the SEC on September 10, 2019\).](#)
- 4.24 [Form of 2.500% Senior Note due 2030 \(included in Exhibit 4.23 hereto\).](#)
- 4.25 [Fourteenth Supplemental Indenture dated as of September 10, 2019 among Blackstone Holdings Finance Co. L.L.C., The Blackstone Group Inc., Blackstone Holdings I L.P., Blackstone Holdings AI L.P., Blackstone Holdings II L.P., Blackstone Holdings III L.P., Blackstone Holdings IV L.P. and The Bank of New York Mellon, as trustee \(incorporated herein by reference to Exhibit 4.4 to the Registrant's Current Report on Form 8-K filed with the SEC on September 10, 2019\).](#)
- 4.26 [Form of 3.500% Senior Note due 2049 \(included in Exhibit 4.25 hereto\).](#)
- 4.27 [Fifteenth Supplemental Indenture dated as of September 29, 2020 among Blackstone Holdings Finance Co. L.L.C., The Blackstone Group Inc., Blackstone Holdings I L.P., Blackstone Holdings AI L.P., Blackstone Holdings II L.P., Blackstone Holdings III L.P., Blackstone Holdings IV L.P. and The Bank of New York Mellon, as trustee \(incorporated herein by reference to Exhibit 4.2 to the Registrant's Current Report on Form 8-K filed with the SEC on September 29, 2020\).](#)
- 4.28 [Form of 1.600% Senior Note due 2031 \(included in Exhibit 4.27 hereto\).](#)
- 4.29 [Sixteenth Supplemental Indenture dated as of September 29, 2020 among Blackstone Holdings Finance Co. L.L.C., The Blackstone Group Inc., Blackstone Holdings I L.P., Blackstone Holdings AI L.P., Blackstone Holdings II L.P., Blackstone Holdings III L.P., Blackstone Holdings IV L.P. and The Bank of New York Mellon, as trustee \(incorporated herein by reference to Exhibit 4.4 to the Registrant's Current Report on Form 8-K filed with the SEC on September 29, 2020\).](#)
- 4.30 [Form of 2.800% Senior Note due 2050 \(included in Exhibit 4.29 hereto\).](#)
- 4.31 [Seventeenth Supplemental Indenture dated as of August 5, 2021 among Blackstone Holdings Finance Co. L.L.C., The Blackstone Group Inc., Blackstone Holdings I L.P., Blackstone Holdings AI L.P., Blackstone Holdings II L.P., Blackstone Holdings III L.P., Blackstone Holdings IV L.P. and The Bank of New York Mellon, as trustee \(incorporated herein by reference to Exhibit 4.2 to the Registrant's Current Report on Form 8-K filed with the SEC on August 5, 2021\).](#)

- 4.32 [Form of 1.625% Senior Note due 2028 \(included in Exhibit 4.31 hereto\).](#)
- 4.33 [Eighteenth Supplemental Indenture dated as of August 5, 2021 among Blackstone Holdings Finance Co. L.L.C., The Blackstone Group Inc., Blackstone Holdings I L.P., Blackstone Holdings AI L.P., Blackstone Holdings II L.P., Blackstone Holdings III L.P., Blackstone Holdings IV L.P. and The Bank of New York Mellon, as trustee \(incorporated herein by reference to Exhibit 4.4 to the Registrant's Current Report on Form 8-K filed with the SEC on August 5, 2021\).](#)
- 4.34 [Form of 2.000% Senior Note due 2032 \(included in Exhibit 4.33 hereto\).](#)
- 4.35 [Nineteenth Supplemental Indenture dated as of August 5, 2021 among Blackstone Holdings Finance Co. L.L.C., The Blackstone Group Inc., Blackstone Holdings I L.P., Blackstone Holdings AI L.P., Blackstone Holdings II L.P., Blackstone Holdings III L.P., Blackstone Holdings IV L.P. and The Bank of New York Mellon, as trustee \(incorporated herein by reference to Exhibit 4.6 to the Registrant's Current Report on Form 8-K filed with the SEC on August 5, 2021\).](#)
- 4.36 [Form of 2.850% Senior Note due 2051 \(included in Exhibit 4.35 hereto\).](#)
- 4.37 [Twentieth Supplemental Indenture dated as of January 10, 2022 among Blackstone Holdings Finance Co. L.L.C., Blackstone Inc., Blackstone Holdings I L.P., Blackstone Holdings AI L.P., Blackstone Holdings II L.P., Blackstone Holdings III L.P., Blackstone Holdings IV L.P. and The Bank of New York Mellon, as trustee \(incorporated herein by reference to Exhibit 4.2 to the Registrant's Current Report on Form 8-K filed with the SEC on January 10, 2022\).](#)
- 4.38 [Form of 2.550% Senior Note due 2032 \(included in Exhibit 4.37 hereto\).](#)
- 4.39 [Twenty-First Supplemental Indenture dated as of January 10, 2022 among Blackstone Holdings Finance Co. L.L.C., Blackstone Inc., Blackstone Holdings I L.P., Blackstone Holdings AI L.P., Blackstone Holdings II L.P., Blackstone Holdings III L.P., Blackstone Holdings IV L.P. and The Bank of New York Mellon, as trustee \(incorporated herein by reference to Exhibit 4.4 to the Registrant's Current report on Form 8-K filed with the SEC on January 10, 2022\).](#)
- 4.40 [Form of 3.200% Senior Note due 2052 \(included in Exhibit 4.39 hereto\).](#)
- 4.41 [Twenty-Second Supplemental Indenture dated as of June 1, 2022 among Blackstone Holdings Finance Co. L.L.C., Blackstone Inc., Blackstone Holdings I L.P., Blackstone Holdings AI L.P., Blackstone Holdings II L.P., Blackstone Holdings III L.P., Blackstone Holdings IV L.P. and The Bank of New York Mellon, as trustee \(incorporated herein by reference to Exhibit 4.2 to the Registrant's Current Report on Form 8-K filed with the SEC on June 1, 2022\).](#)
- 4.42 [Form of 3.500% Senior Note due 2034 \(included in Exhibit 4.41 hereto\).](#)
- 4.43 [Twenty-Third Supplemental Indenture dated as of November 3, 2022 among Blackstone Holdings Finance Co. L.L.C., Blackstone Inc., Blackstone Holdings I L.P., Blackstone Holdings AI L.P., Blackstone Holdings II L.P., Blackstone Holdings III L.P., Blackstone Holdings IV L.P. and The Bank of New York Mellon, as trustee \(incorporated herein by reference to Exhibit 4.2 to the Registrant's Current Report on Form 8-K filed with the SEC on November 3, 2022\).](#)
- 4.44 [Form of 5.900% Senior Note due 2027 \(included in Exhibit 4.43 hereto\).](#)

- 4.45 [Twenty-Fourth Supplemental Indenture dated as of November 3, 2022 among Blackstone Holdings Finance Co. L.L.C., Blackstone Inc., Blackstone Holdings I L.P., Blackstone Holdings AI L.P., Blackstone Holdings II L.P., Blackstone Holdings III L.P., Blackstone Holdings IV L.P. and The Bank of New York Mellon, as trustee \(incorporated herein by reference to Exhibit 4.4 to the Registrant's Current Report on Form 8-K filed with the SEC on November 3, 2022\).](#)
- 4.46 [Form of 6.200% Senior Note due 2033 \(included in Exhibit 4.45 hereto\).](#)
- 4.47 [Indenture dated as of December 6, 2024 among Blackstone Reg Finance Co. L.L.C., Blackstone Inc., Blackstone Holdings I L.P., Blackstone Holdings AI L.P., Blackstone Holdings II L.P., Blackstone Holdings III L.P. and Blackstone Holdings IV L.P. and The Bank of New York Mellon Trust Company, N.A., as trustee \(incorporated herein by reference to Exhibit 4.1 to the Registrant's Current Report on Form 8-K filed with the SEC on December 6, 2024\).](#)
- 4.48 [First Supplemental Indenture dated as of December 6, 2024 among Blackstone Reg Finance Co. L.L.C., Blackstone Inc., Blackstone Holdings I L.P., Blackstone Holdings AI L.P., Blackstone Holdings II L.P., Blackstone Holdings III L.P. and Blackstone Holdings IV L.P. and The Bank of New York Mellon Trust Company, N.A., as trustee \(incorporated herein by reference to Exhibit 4.2 to the Registrant's Current Report on Form 8-K filed with the SEC on December 6, 2024\).](#)
- 4.49 [Form of 5.000% Senior Note due 2034 \(included in Exhibit 4.48 hereto\).](#)
- 10.1 [Fourth Amended and Restated Limited Partnership Agreement of Blackstone Holdings I L.P., dated as of May 7, 2021, by and among Blackstone Holdings I/II GP L.L.C. and the limited partners of Blackstone Holdings I L.P. party thereto \(incorporated herein by reference to Exhibit 10.1 to the Registrant's Quarterly Report on Form 10-Q for the quarter ended March 31, 2021 filed with the SEC on May 7, 2021\).](#)
- 10.2 [Fourth Amended and Restated Limited Partnership Agreement of Blackstone Holdings II L.P., dated as of May 7, 2021, by and among Blackstone Holdings I/II GP L.L.C. and the limited partners of Blackstone Holdings II L.P. party thereto \(incorporated herein by reference to Exhibit 10.2 to the Registrant's Quarterly Report on Form 10-Q for the quarter ended March 31, 2021 filed with the SEC on May 7, 2021\).](#)
- 10.3 [Fifth Amended and Restated Limited Partnership Agreement of Blackstone Holdings III L.P., dated as of May 7, 2021, by and among Blackstone Holdings III GP L.P. and the limited partners of Blackstone Holdings III L.P. party thereto \(incorporated herein by reference to Exhibit 10.3 to the Registrant's Quarterly Report on Form 10-Q for the quarter ended March 31, 2021 filed with the SEC on May 7, 2021\).](#)
- 10.4 [Fifth Amended and Restated Limited Partnership Agreement of Blackstone Holdings IV L.P., dated as of May 7, 2021, by and among Blackstone Holdings IV GP L.P. and the limited partners of Blackstone Holdings IV L.P. party thereto \(incorporated herein by reference to Exhibit 10.4 to the Registrant's Quarterly Report on Form 10-Q for the quarter ended March 31, 2021 filed with the SEC on May 7, 2021\).](#)
- 10.5 [Fourth Amended and Restated Limited Partnership Agreement of Blackstone Holdings AI L.P., dated as of May 7, 2021, by and among Blackstone Holdings I/II GP L.L.C. and the limited partners of Blackstone Holdings AI L.P. party thereto \(incorporated herein by reference to Exhibit 10.5 to the Registrant's Quarterly Report on Form 10-Q for the quarter ended March 31, 2021 filed with the SEC on May 7, 2021\).](#)

- 10.6 [Amended and Restated Tax Receivable Agreement, dated as of May 7, 2021, by and among Blackstone Holdings I/II GP L.L.C., Blackstone Holdings I L.P., Blackstone Holdings II L.P. and the limited partners of Blackstone Holdings I L.P. and Blackstone Holdings II L.P. party thereto \(incorporated herein by reference to Exhibit 10.6 to the Registrant's Quarterly Report on Form 10-Q for the quarter ended March 31, 2021 filed with the SEC on May 7, 2021\).](#)
- 10.7+ [Sixth Amended and Restated Exchange Agreement, dated as of February 7, 2022, among Blackstone Inc., Blackstone Holdings AI L.P., Blackstone Holdings I L.P., Blackstone Holdings II L.P., Blackstone Holdings III L.P., Blackstone Holdings IV L.P. and the Blackstone Holdings Limited Partners from time to time party thereto \(incorporated herein by reference to Exhibit 10.7 to the Registrant's Annual Report on Form 10-K for the year ended December 31, 2021 filed with the SEC on February 25, 2022\).](#)
- 10.8 [Amended and Restated Registration Rights Agreement, dated as of May 7, 2021 \(incorporated herein by reference to Exhibit 10.8 to the Registrant's Quarterly Report on Form 10-Q for the quarter ended March 31, 2021 filed with the SEC on May 7, 2021\).](#)
- 10.9+ [Blackstone Inc. Amended and Restated 2007 Equity Incentive Plan \(incorporated herein by reference to Exhibit 10.9 to the Registrant's Annual Report on Form 10-K for the year ended December 31, 2023 filed with the SEC on February 23, 2024\).](#)
- 10.10+ [The Blackstone Group Inc. Ninth Amended and Restated Bonus Deferral Plan \(incorporated herein by reference to Exhibit 10.10 to the Registrant's Quarterly Report on Form 10-Q for the quarter ended March 31, 2021 filed with the SEC on May 7, 2021\).](#)
- 10.11+ [Amended and Restated Founding Member Agreement of Stephen A. Schwarzman, dated as of March 1, 2018, by and among Blackstone Holdings I L.P. and Stephen A. Schwarzman \(incorporated herein by reference to Exhibit 10.11 to the Registrant's Annual Report on Form 10-K for the year ended December 31, 2017 filed with the SEC on March 1, 2018\).](#)
- 10.12+ [Letter Agreement, dated as of July 1, 2019, amending Amended and Restated Founding Member Agreement of Stephen A. Schwarzman, dated as of March 1, 2018, by and among Blackstone Holdings I L.P. and Stephen A. Schwarzman \(incorporated herein by reference to Exhibit 99.9 to the Registrant's Current Report on Form 8-K filed with the SEC on July 5, 2019\).](#)
- 10.13+ [Form of Senior Managing Director Agreement by and among Blackstone Holdings I L.P. and each of the Senior Managing Directors from time to time party thereto \(incorporated herein by reference to Exhibit 10.12 to the Registrant's Registration Statement on Form S-1/A filed with the SEC on June 14, 2007\). \(Applicable to all executive officers other than Mr. Schwarzman\).](#)
- 10.14+ [Form of Deferred Restricted Common Unit Award Agreement \(Directors\) \(incorporated herein by reference to Exhibit 10.36 to the Registrant's Quarterly Report on Form 10-Q for the quarter ended June 30, 2008 filed with the SEC on August 8, 2008\).](#)
- 10.15+ [Form of Deferred Restricted Blackstone Holdings Unit Award Agreement for Executive Officers \(incorporated herein by reference to Exhibit 10.37 to the Registrant's Quarterly Report on Form 10-Q for the quarter ended September 30, 2008 filed with the SEC on November 7, 2008\).](#)
- 10.16+ [Second Amended and Restated Limited Liability Company Agreement of BMA V L.L.C., dated as of May 31, 2007, by and among Blackstone Holdings III L.P. and certain members of BMA V L.L.C. \(incorporated herein by reference to Exhibit 10.12 to the Registrant's Quarterly Report on Form 10-Q for the quarter ended June 30, 2007 filed with the SEC on August 13, 2007\).](#)

- 10.17+ [Second Amended and Restated Agreement of Limited Partnership of Blackstone Real Estate Management Associates International L.P., dated as of May 31, 2007, by and among BRE International \(Cayman\) Ltd. and certain limited partners \(incorporated herein by reference to Exhibit 10.13 to the Registrant's Quarterly Report on Form 10-Q for the quarter ended June 30, 2007 filed with the SEC on August 13, 2007\).](#)
- 10.18+ [Amendment No. 1 dated as of January 1, 2008 to the Second Amended and Restated Agreement of Limited Partnership of Blackstone Real Estate Management Associates International L.P., dated as of May 31, 2007, by and among BRE International \(Cayman\) Ltd. and certain limited partners \(incorporated herein by reference to Exhibit 10.19.1 to the Registrant's Quarterly Report on Form 10-Q for the quarter ended March 31, 2008 filed with the SEC on May 15, 2008\).](#)
- 10.19+ [Second Amended and Restated Agreement of Limited Partnership of Blackstone Real Estate Management Associates International II L.P., dated as of May 31, 2007, by and among BRE International \(Cayman\) II Ltd. and certain limited partners \(incorporated herein by reference to Exhibit 10.14 to the Registrant's Quarterly Report on Form 10-Q for the quarter ended June 30, 2007 filed with the SEC on August 13, 2007\).](#)
- 10.20+ [Amendment No. 1 dated as of January 1, 2008 to the Second Amended and Restated Agreement of Limited Partnership of Blackstone Real Estate Management Associates International II L.P., dated as of May 31, 2007, by and among BRE International \(Cayman\) II Ltd. and certain limited partners \(incorporated herein by reference to Exhibit 10.20.1 to the Registrant's Quarterly Report on Form 10-Q for the quarter ended March 31, 2008 filed with the SEC on May 15, 2008\).](#)
- 10.21+ [Second Amended and Restated Limited Liability Company Agreement of Blackstone Management Associates IV L.L.C., dated as of May 31, 2007, by and among Blackstone Holdings III L.P. and certain members of Blackstone Management Associates IV L.L.C. \(incorporated herein by reference to Exhibit 10.15 to the Registrant's Quarterly Report on Form 10-Q for the quarter ended June 30, 2007 filed with the SEC on August 13, 2007\).](#)
- 10.22+ [Second Amended and Restated Limited Liability Company Agreement of Blackstone Mezzanine Management Associates L.L.C., dated as of May 31, 2007, by and among Blackstone Holdings III L.P. and certain members of Blackstone Mezzanine Management Associates L.L.C. \(incorporated herein by reference to Exhibit 10.16 to the Registrant's Quarterly Report on Form 10-Q for the quarter ended June 30, 2007 filed with the SEC on August 13, 2007\).](#)
- 10.23+ [Second Amended and Restated Limited Liability Company Agreement of Blackstone Mezzanine Management Associates II L.L.C., dated as of May 31, 2007, by and among Blackstone Holdings III L.P. and certain members of Blackstone Mezzanine Management Associates II L.L.C. \(incorporated herein by reference to Exhibit 10.17 to the Registrant's Quarterly Report on Form 10-Q for the quarter ended June 30, 2007 filed with the SEC on August 13, 2007\).](#)
- 10.24+ [Second Amended and Restated Limited Liability Company Agreement of BRE IV L.L.C., dated as of May 31, 2007, by and among Blackstone Holdings III L.P. and certain members of BRE IV L.L.C. \(incorporated herein by reference to Exhibit 10.18 to the Registrant's Quarterly Report on Form 10-Q for the quarter ended June 30, 2007 filed with the SEC on August 13, 2007\).](#)
- 10.25+ [Second Amended and Restated Limited Liability Company Agreement of BRE V L.L.C., dated as of May 31, 2007, by and among Blackstone Holdings III L.P. and certain members of BRE V L.L.C. \(incorporated herein by reference to Exhibit 10.19 to the Registrant's Quarterly Report on Form 10-Q for the quarter ended June 30, 2007 filed with the SEC on August 13, 2007\).](#)

- 10.26+ [Second Amended and Restated Limited Liability Company Agreement of BREA VI L.L.C., dated as of May 31, 2007, by and among Blackstone Holdings III L.P. and certain members of BREA VI L.L.C. \(incorporated herein by reference to Exhibit 10.20 to the Registrant's Quarterly Report on Form 10-Q for the quarter ended June 30, 2007 filed with the SEC on August 13, 2007\).](#)
- 10.27+ [Amendment No. 1 dated as of January 1, 2008 to the Second Amended and Restated Limited Liability Company Agreement of BREA VI L.L.C., dated as of May 31, 2007, by and among Blackstone Holdings III L.P. and certain members of BREA VI L.L.C. \(incorporated herein by reference to Exhibit 10.26.1 to the Registrant's Quarterly Report on Form 10-Q for the quarter ended March 31, 2008 filed with the SEC on May 15, 2008\).](#)
- 10.28+ [Second Amended and Restated Limited Liability Company Agreement of Blackstone Communications Management Associates I L.L.C., dated as of May 31, 2007, by and among Blackstone Holdings III L.P. and certain members of Blackstone Communications Management Associates I L.L.C. \(incorporated herein by reference to Exhibit 10.21 to the Registrant's Quarterly Report on Form 10-Q for the quarter ended June 30, 2007 filed with the SEC on August 13, 2007\).](#)
- 10.29+ [Amended and Restated Limited Liability Company Agreement of BCLA L.L.C., dated as of April 15, 2008, by and among Blackstone Holdings III L.P. and certain members of BCLA L.L.C. \(incorporated herein by reference to Exhibit 10.28 to the Registrant's Quarterly Report on Form 10-Q for the quarter ended March 31, 2008 filed with the SEC on May 15, 2008\).](#)
- 10.30+ [Third Amended and Restated Agreement of Limited Partnership of Blackstone Real Estate Management Associates Europe III L.P., dated as of June 30, 2008 \(incorporated herein by reference to Exhibit 10.28 to the Registrant's Quarterly Report on Form 10-Q for the quarter ended June 30, 2008 filed with the SEC on August 8, 2008\).](#)
- 10.31+ [Second Amended and Restated Limited Liability Company Agreement of Blackstone Real Estate Special Situations Associates L.L.C., dated as of June 30, 2008 \(incorporated herein by reference to Exhibit 10.29 to the Registrant's Quarterly Report on Form 10-Q for the quarter ended June 30, 2008 filed with the SEC on August 8, 2008\).](#)
- 10.32+ [BMA VI L.L.C. Amended and Restated Limited Liability Company Agreement, dated as of July 31, 2008 \(incorporated herein by reference to Exhibit 10.30 to the Registrant's Quarterly Report on Form 10-Q for the quarter ended September 30, 2008 filed with the SEC on November 7, 2008\).](#)
- 10.33+ [Fourth Amended and Restated Limited Liability Company Agreement of GSO Associates LLC, dated as of March 3, 2008 \(incorporated herein by reference to Exhibit 10.33 to the Registrant's Annual Report on Form 10-K for the year ended December 31, 2008 filed with the SEC on March 2, 2009\).](#)
- 10.34+ [Amended and Restated Limited Liability Company Agreement of GSO Overseas Associates LLC, dated as of March 3, 2008 \(incorporated herein by reference to Exhibit 10.34 to the Registrant's Annual Report on Form 10-K for the year ended December 31, 2008 filed with the SEC on March 2, 2009\).](#)
- 10.35+ [Third Amended and Restated Limited Liability Company Agreement of GSO Capital Opportunities Associates LLC, dated as of March 3, 2008 \(incorporated herein by reference to Exhibit 10.36 to the Registrant's Annual Report on Form 10-K for the year ended December 31, 2008 filed with the SEC on March 2, 2009\).](#)
- 10.36+ [Third Amended and Restated Limited Liability Company Agreement of GSO Capital Opportunities Overseas Associates LLC, dated as of March 3, 2008 \(incorporated herein by reference to Exhibit 10.37 to the Registrant's Annual Report on Form 10-K for the year ended December 31, 2008 filed with the SEC on March 2, 2009\).](#)



- 10.37+ [Amended and Restated Limited Liability Company Agreement of GSO Liquidity Overseas Associates LLC, dated as of March 3, 2008 \(incorporated herein by reference to Exhibit 10.39 to the Registrant's Annual Report on Form 10-K for the year ended December 31, 2008 filed with the SEC on March 2, 2009\).](#)
- 10.38+ [Blackstone / GSO Capital Solutions Associates LLC Second Amended and Restated Limited Liability Company Agreement, dated as of May 22, 2009 \(incorporated herein by reference to Exhibit 10.40 to the Registrant's Quarterly Report on Form 10-Q for the quarter ended June 30, 2009 filed with the SEC on August 7, 2009\).](#)
- 10.39+ [Blackstone / GSO Capital Solutions Overseas Associates LLC Second Amended and Restated Limited Liability Company Agreement, dated as of July 10, 2009 \(incorporated herein by reference to Exhibit 10.41 to the Registrant's Quarterly Report on Form 10-Q for the quarter ended June 30, 2009 filed with the SEC on August 7, 2009\).](#)
- 10.40+ [Blackstone Real Estate Special Situations Associates II L.L.C. Amended and Restated Limited Liability Company Agreement, dated as of June 30, 2009 \(incorporated herein by reference to Exhibit 10.42 to the Registrant's Quarterly Report on Form 10-Q for the quarter ended June 30, 2009 filed with the SEC on August 7, 2009\).](#)
- 10.41+ [Blackstone Real Estate Special Situations Management Associates Europe L.P. Amended and Restated Agreement of Limited Partnership, dated as of June 30, 2009 \(incorporated herein by reference to Exhibit 10.43 to the Registrant's Quarterly Report on Form 10-Q for the quarter ended June 30, 2009 filed with the SEC on August 7, 2009\).](#)
- 10.42+ [BRECA L.L.C. Amended and Restated Limited Liability Company Agreement, dated as of May 1, 2009 \(incorporated herein by reference to Exhibit 10.44 to the Registrant's Quarterly Report on Form 10-Q for the quarter ended June 30, 2009 filed with the SEC on August 7, 2009\).](#)
- 10.43+ [GSO Targeted Opportunity Associates LLC Amended and Restated Limited Liability Company Agreement, dated as of December 9, 2009 \(incorporated herein by reference to Exhibit 10.48 to the Registrant's Quarterly Report on Form 10-Q for the quarter ended March 31, 2010 filed with the SEC on May 10, 2010\).](#)
- 10.44+ [GSO Targeted Opportunity Overseas Associates LLC Amended and Restated Limited Liability Company Agreement, dated as of December 9, 2009 \(incorporated herein by reference to Exhibit 10.49 to the Registrant's Quarterly Report on Form 10-Q for the quarter ended March 31, 2010 filed with the SEC on May 10, 2010\).](#)
- 10.45+ [BCVA L.L.C. Amended and Restated Limited Liability Company Agreement, dated as of July 8, 2010 \(incorporated herein by reference to Exhibit 10.50 to the Registrant's Quarterly Report on Form 10-Q for the quarter ended June 30, 2010 filed with the SEC on August 6, 2010\).](#)
- 10.46+ [Amended and Restated Agreement of Exempted Limited Partnership of MB Asia REA L.P., dated November 23, 2010 \(incorporated herein by reference to Exhibit 10.51 to the Registrant's Annual Report on Form 10-K for the year ended December 31, 2010 filed with the SEC on February 25, 2011\).](#)
- 10.47+ [Amended and Restated Limited Liability Company Agreement of GSO SJ Partners Associates LLC, dated December 7, 2010, by and among GSO Holdings I L.L.C. and certain members of GSO SJ Partners Associates LLC thereto \(incorporated herein by reference to Exhibit 10.4 to the Registrant's Quarterly Report on Form 10-Q for the quarter ended March 31, 2011 filed with the SEC on May 6, 2011\).](#)

- 10.48+ [Amended and Restated Exempted Limited Partnership Agreement of GSO Capital Opportunities Associates II LP, dated as of December 31, 2015 \(incorporated herein by reference to Exhibit 10.53 to the Registrant's Annual Report on Form 10-K for the year ended December 31, 2015 filed with the SEC on February 26, 2016\).](#)
- 10.49+ [Blackstone EMA L.L.C. Amended and Restated Limited Liability Company Agreement, dated as of August 1, 2011 \(incorporated herein by reference to Exhibit 10.1 to the Registrant's Quarterly Report on Form 10-Q for the quarter ended September 30, 2011 filed with the SEC on November 9, 2011\).](#)
- 10.50+ [Blackstone Real Estate Associates VII L.P. Second Amended and Restated Agreement of Limited Partnership, dated as of September 1, 2011 \(incorporated herein by reference to Exhibit 10.53.1 to the Registrant's Annual Report on Form 10-K for the year ended December 31, 2011 filed with the SEC on February 28, 2012\).](#)
- 10.51+ [GSO Energy Partners-A Associates LLC Second Amended and Restated Limited Liability Company Agreement, dated as of February 28, 2012 \(incorporated herein by reference to Exhibit 10.1 to the Registrant's Quarterly Report on Form 10-Q for the quarter ended March 31, 2012 filed with the SEC on May 7, 2012\).](#)
- 10.52+ [BTOA L.L.C. Amended and Restated Limited Liability Company Agreement, dated as of February 15, 2012 \(incorporated herein by reference to Exhibit 10.2 to the Registrant's Quarterly Report on Form 10-Q for the quarter ended March 31, 2012 filed with the SEC on May 7, 2012\).](#)
- 10.53+ [Form of Deferred Holdings Unit Agreement for Senior Managing Directors \(incorporated herein by reference to Exhibit 10.2 to the Registrant's Quarterly Report on Form 10-Q for the quarter ended June 30, 2012 filed with the SEC on August 7, 2012\).](#)
- 10.54+ [Amended and Restated Limited Liability Company Agreement of Blackstone Commercial Real Estate Debt Associates L.L.C., dated as of November 12, 2010 \(incorporated herein by reference to Exhibit 10.3 to the Registrant's Quarterly Report on Form 10-Q for the quarter ended June 30, 2012 filed with the SEC on August 7, 2012\).](#)
- 10.55+ [Limited Liability Company Agreement of Blackstone Innovations L.L.C., dated November 2, 2012 \(incorporated herein by reference to Exhibit 10.1 to the Registrant's Quarterly Report on Form 10-Q for the quarter ended September 30, 2012 filed with the SEC on November 2, 2012\).](#)
- 10.56+ [Amended and Restated Agreement of Exempted Limited Partnership of Blackstone Innovations \(Cayman\) III L.P., dated November 2, 2012 \(incorporated herein by reference to Exhibit 10.2 to the Registrant's Quarterly Report on Form 10-Q for the quarter ended September 30, 2012 filed with the SEC on November 2, 2012\).](#)
- 10.57+ [GSO Foreland Resources Co-Invest Associates LLC Amended and Restated Limited Liability Company Agreement, dated as of August 10, 2012 \(incorporated herein by reference to Exhibit 10.60 to the Registrant's Annual Report on Form 10-K for the year ended December 31, 2012 filed with the SEC on March 1, 2013\).](#)
- 10.58+ [GSO Palmetto Opportunistic Associates LLC Amended and Restated Limited Liability Company Agreement, dated as of July 31, 2012 \(incorporated herein by reference to Exhibit 10.61 to the Registrant's Annual Report on Form 10-K for the year ended December 31, 2012 filed with the SEC on March 1, 2013\).](#)

- 10.59+ [Second Amended and Restated Agreement of Exempted Limited Partnership of Blackstone Real Estate Associates Asia L.P., dated February 26, 2014 \(incorporated herein by reference to Exhibit 10.63 to the Registrant’s Annual Report on Form 10-K for the year ended December 31, 2013 filed with the SEC on February 28, 2014\).](#)
- 10.60+ [Amended and Restated Agreement of Exempted Limited Partnership of Blackstone Real Estate Associates Europe IV L.P., dated February 26, 2014 \(incorporated herein by reference to Exhibit 10.64 to the Registrant’s Annual Report on Form 10-K for the year ended December 31, 2013 filed with the SEC on February 28, 2014\).](#)
- 10.61 [Form of Amended and Restated Aircraft Dry Lease Agreement \(N113CS\) between 113CS LLC and Blackstone Administrative Services Partnership L.P. \(incorporated herein by reference to Exhibit 10.61 to the Registrant’s Annual Report on Form 10-K for the year ended December 31, 2022 filed with the SEC on February 24, 2023\).](#)
- 10.62+ [Form of Special Equity Award – Deferred Holdings Unit Agreement under The Blackstone Group L.P. 2007 Equity Incentive Plan \(incorporated herein by reference to Exhibit 10.1 to the Registrant’s Quarterly Report on Form 10-Q for the quarter ended June 30, 2015 filed with the SEC on August 6, 2015\).](#)
- 10.63+ [Amended and Restated Agreement of Limited Partnership of BREP Edens Associates L.P., dated as of December 18, 2013 \(incorporated herein by reference to Exhibit 10.76 to the Registrant’s Annual Report on Form 10-K for the year ended December 31, 2015 filed with the SEC on February 26, 2016\).](#)
- 10.64+ [Amended and Restated Agreement of Exempted Limited Partnership of Blackstone AG Associates L.P., dated as of February 16, 2016 and deemed effective as of May 30, 2014 \(incorporated herein by reference to Exhibit 10.77 to the Registrant’s Annual Report on Form 10-K for the year ended December 31, 2015 filed with the SEC on February 26, 2016\).](#)
- 10.65+ [Amended and Restated Agreement of Limited Partnership of BREP OMP Associates L.P., dated as of June 27, 2014 \(incorporated herein by reference to Exhibit 10.78 to the Registrant’s Annual Report on Form 10-K for the year ended December 31, 2015 filed with the SEC on February 26, 2016\).](#)
- 10.66+ [Amended and Restated Agreement of Exempted Limited Partnership of Blackstone OBS Associates L.P., dated as of February 16, 2016 and deemed effective July 25, 2014 \(incorporated herein by reference to Exhibit 10.79 to the Registrant’s Annual Report on Form 10-K for the year ended December 31, 2015 filed with the SEC on February 26, 2016\).](#)
- 10.67+ [Amended and Restated Limited Liability Company Agreement of Blackstone EMA II L.L.C., dated as of October 21, 2014 \(incorporated herein by reference to Exhibit 10.80 to the Registrant’s Annual Report on Form 10-K for the year ended December 31, 2015 filed with the SEC on February 26, 2016\).](#)
- 10.68+ [Second Amended and Restated Agreement of Limited Partnership of Blackstone Liberty Place Associates L.P., dated as of February 9, 2015 \(incorporated herein by reference to Exhibit 10.81 to the Registrant’s Annual Report on Form 10-K for the year ended December 31, 2015 filed with the SEC on February 26, 2016\).](#)
- 10.69+ [Second Amended and Restated Agreement of Exempted Limited Partnership of BPP Core Asia Associates L.P., dated February 16, 2016 and deemed effective March 18, 2015 \(incorporated herein by reference to Exhibit 10.82 to the Registrant’s Annual Report on Form 10-K for the year ended December 31, 2015 filed with the SEC on February 26, 2016\).](#)

- 10.70+ [Second Amended and Restated Agreement of Exempted Limited Partnership of BPP Core Asia Associates-NQ L.P., dated as of February 16, 2016 and deemed effective March 18, 2015 \(incorporated herein by reference to Exhibit 10.83 to the Registrant's Annual Report on Form 10-K for the year ended December 31, 2015 filed with the SEC on February 26, 2016\).](#)
- 10.71+ [Amended and Restated Agreement of Limited Partnership of Blackstone Real Estate Associates VIII L.P., dated as of March 27, 2015 \(incorporated herein by reference to Exhibit 10.84 to the Registrant's Annual Report on Form 10-K for the year ended December 31, 2015 filed with the SEC on February 26, 2016\).](#)
- 10.72+ [Amended and Restated Limited Liability Company Agreement of BMA VII L.L.C., dated as of May 13, 2015 \(incorporated herein by reference to Exhibit 10.85 to the Registrant's Annual Report on Form 10-K for the year ended December 31, 2015 filed with the SEC on February 26, 2016\).](#)
- 10.73+ [Amended and Restated Agreement of Exempted Limited Partnership of Blackstone Property Associates International L.P., dated as of February 16, 2016 and deemed effective as of July 15, 2015 \(incorporated herein by reference to Exhibit 10.86 to the Registrant's Annual Report on Form 10-K for the year ended December 31, 2015 filed with the SEC on February 26, 2016\).](#)
- 10.74+ [Amended and Restated Agreement of Exempted Limited Partnership of Blackstone Property Associates International-NQ L.P., dated as of February 16, 2016 and deemed effective July 28, 2015 \(incorporated herein by reference to Exhibit 10.87 to the Registrant's Annual Report on Form 10-K for the year ended December 31, 2015 filed with the SEC on February 26, 2016\).](#)
- 10.75+ [BTOA II L.L.C. Amended and Restated Limited Liability Company Agreement, dated as of December 19, 2014 \(incorporated herein by reference to Exhibit 10.1 to the Registrant's Quarterly Report on Form 10-Q for the quarter ended June 30, 2016 filed with the SEC on August 4, 2016\).](#)
- 10.76+ [Special Equity Award — Deferred Holdings Unit Agreement under The Blackstone Group L.P. 2007 Equity Incentive Plan \(Chief Financial Officer\) \(incorporated herein by reference to Exhibit 10.82 to the Registrant's Annual Report on Form 10-K for the year ended December 31, 2016 filed with the SEC on February 24, 2017\).](#)
- 10.77+ [Form of Deferred Holdings Unit Agreement under The Blackstone Group L.P. 2007 Equity Incentive Plan \(2013 and 2014 awards\) \(incorporated herein by reference to Exhibit 10.83 to the Registrant's Annual Report on Form 10-K for the year ended December 31, 2016 filed with the SEC on February 24, 2017\).](#)
- 10.78+ [Amended and Restated Agreement of Exempted Limited Partnership of Blackstone Real Estate Associates Europe V L.P., dated May 8, 2017 and deemed effective March 1, 2016 \(incorporated herein by reference to Exhibit 10.1 to the Registrant's Quarterly Report on Form 10-Q for the quarter ended March 31, 2017 filed with the SEC on May 9, 2017\).](#)
- 10.79+ [Amended and Restated Limited Liability Company Agreement of Blackstone CEMA L.L.C., dated February 9, 2016 \(incorporated herein by reference to Exhibit 10.2 to the Registrant's Quarterly Report on Form 10-Q for the quarter ended June 30, 2017 filed with the SEC on August 8, 2017\).](#)
- 10.80+ [Amended and Restated Agreement of Limited Partnership of Blackstone Real Estate Debt Strategies Associates II L.P., dated February 15, 2018 and deemed effective as of April 17, 2013 \(incorporated herein by reference to Exhibit 10.86 to the Registrant's Annual Report on Form 10-K for the year ended December 31, 2017 filed with the SEC on March 1, 2018\).](#)

- 10.81+ [Amended and Restated Agreement of Limited Partnership of Blackstone Real Estate Debt Strategies Associates III L.P., dated February 15, 2018 and deemed effective as of July 25, 2016 \(incorporated herein by reference to Exhibit 10.87 to the Registrant's Annual Report on Form 10-K for the year ended December 31, 2017 filed with the SEC on March 1, 2018\).](#)
- 10.82 [Form of Aircraft Dry Lease Agreement between GH4 Partners LLC and Blackstone Administrative Services Partnership L.P. \(incorporated herein by reference to Exhibit 10.82 to the Registrant's Annual Report on Form 10 K for the year ended December 31, 2023 filed with the SEC on February 23, 2024\).](#)
- 10.83 [Form of Aircraft Dry Lease Agreement \(N345XB\) between Hilltop Asset Holdings LLC and Blackstone Administrative Services Partnership L.P. \(incorporated herein by reference to Exhibit 10.83 to the Registrant's Annual Report on Form 10-K for the year ended December 31, 2019 filed with the SEC on February 28, 2020\).](#)
- 10.84 [Form of Aircraft Dry Lease Agreement \(N776BT\) between Hilltop Asset Holdings LLC and Blackstone Administrative Services Partnership L.P. \(incorporated herein by reference to Exhibit 10.84 to the Registrant's Annual Report on Form 10-K for the year ended December 31, 2019 filed with the SEC on February 28, 2020\).](#)
- 10.85 [Amended and Restated Credit Agreement dated as of March 23, 2010, as amended and restated as of May 29, 2014, as further amended and restated as of August 31, 2016, as further amended and restated as of September 21, 2018, as further amended and restated as of November 24, 2020, as further amended and restated as of June 3, 2022, and as further amended and restated as of December 15, 2023, among Blackstone Holdings Finance Co. L.L.C., as borrower, Blackstone Holdings AI L.P., Blackstone Holdings I L.P., Blackstone Holdings II L.P., Blackstone Holdings III L.P. and Blackstone Holdings IV L.P., as guarantors, Citibank, N.A., as administrative agent and the lenders party thereto \(incorporated herein by reference to Exhibit 10.1 to the Registrant's Current Report on Form 8-K filed with the SEC on December 20, 2023\).](#)
- 10.86+ [Amended and Restated Limited Partnership Agreement of BTOA III L.P., dated as of February 27, 2019 and deemed effective as of May 24, 2018 \(incorporated herein by reference to Exhibit 10.92 to the Registrant's Annual Report on Form 10-K for the year ended December 31, 2018 filed with the SEC on March 1, 2019\).](#)
- 10.87+ [Amended and Restated Deferred Holdings Unit Agreement under The Blackstone Group L.P. 2007 Equity Incentive Plan between The Blackstone Group L.P. and the Participant named therein \(incorporated herein by reference to Exhibit 10.93 to the Registrant's Annual Report on Form 10-K for the year ended December 31, 2018 filed with the SEC on March 1, 2019\).](#)
- 10.88+ [Form of Deferred Holdings Unit Agreement under The Blackstone Group L.P. 2007 Equity Incentive Plan \(incorporated herein by reference to Exhibit 10.94 to the Registrant's Annual Report on Form 10-K for the year ended December 31, 2018 filed with the SEC on March 1, 2019\).](#)
- 10.89+ [Amended and Restated Limited Partnership Agreement of Blackstone Management Associates Asia L.P., dated as of August 6, 2019, and deemed effective as of November 9, 2017 \(incorporated herein by reference to Exhibit 10.1 to the Registrant's Quarterly Report on Form 10-Q for the quarter ended June 30, 2019 filed with the SEC on August 8, 2019\).](#)
- 10.90+ [Second Amended and Restated Limited Partnership Agreement of BREIT Special Limited Partner L.P., dated as of February 12, 2020 and deemed effective as of January 1, 2018 \(incorporated herein by reference to Exhibit 10.90 to the Registrant's Annual Report on Form 10-K for the year ended December 31, 2019 filed with the SEC on February 28, 2020\).](#)

- 10.91+ [Amended and Restated Exempted Limited Partnership Agreement of Blackstone Real Estate Associates Asia II L.P., dated August 6, 2019 and deemed effective September 21, 2017 \(incorporated herein by reference to Exhibit 10.3 to the Registrant's Quarterly Report on Form 10-Q for the quarter ended June 30, 2019 filed with the SEC on August 8, 2019\).](#)
- 10.92+ [Amended and Restated Limited Partnership Agreement of Blackstone Total Alternatives Solution Associates L.P., dated as of August 6, 2019 and deemed effective as of August 24, 2014 \(incorporated herein by reference to Exhibit 10.4 to the Registrant's Quarterly Report on Form 10-Q for the quarter ended June 30, 2019 filed with the SEC on August 8, 2019\).](#)
- 10.93+ [Amended and Restated Limited Partnership Agreement of Blackstone Total Alternatives Solution Associates 2015 I L.P., dated as of August 6, 2019 and deemed effective as of February 24, 2015 \(incorporated herein by reference to Exhibit 10.5 to the Registrant's Quarterly Report on Form 10-Q for the quarter ended June 30, 2019 filed with the SEC on August 8, 2019\).](#)
- 10.94+ [Amended and Restated Limited Partnership Agreement of Blackstone Total Alternatives Solution Associates 2016 L.P., dated as of August 6, 2019 and deemed effective as of December 9, 2016 \(incorporated herein by reference to Exhibit 10.6 to the Registrant's Quarterly Report on Form 10-Q for the quarter ended June 30, 2019 filed with the SEC on August 8, 2019\).](#)
- 10.95+ [Amended and Restated Limited Partnership Agreement of Blackstone Total Alternatives Solution Associates IV L.P., dated as of August 6, 2019 and deemed effective as of December 22, 2017 \(incorporated herein by reference to Exhibit 10.7 to the Registrant's Quarterly Report on Form 10-Q for the quarter ended June 30, 2019 filed with the SEC on August 8, 2019\).](#)
- 10.96+ [Amended and Restated Limited Partnership Agreement of Blackstone Total Alternatives Solution Associates V L.P., dated as of August 6, 2019 and deemed effective as of October 31, 2018 \(incorporated herein by reference to Exhibit 10.8 to the Registrant's Quarterly Report on Form 10-Q for the quarter ended June 30, 2019 filed with the SEC on August 8, 2019\).](#)
- 10.97+ [Third Amended and Restated Limited Liability Company Agreement of BTOSIA L.L.C., dated as of August 6, 2019 and deemed effective as of May 12, 2016 \(incorporated herein by reference to Exhibit 10.9 to the Registrant's Quarterly Report on Form 10-Q for the quarter ended June 30, 2019 filed with the SEC on August 8, 2019\).](#)
- 10.98+ [Amended and Restated Exempted Limited Partnership Agreement of Blackstone UK Mortgage Opportunities Management Associates \(Cayman\) L.P., dated August 6, 2019 and deemed effective December 4, 2015 \(incorporated herein by reference to Exhibit 10.10 to the Registrant's Quarterly Report on Form 10-Q for the quarter ended June 30, 2019 filed with the SEC on August 8, 2019\).](#)
- 10.99+ [Amended and Restated Limited Partnership Agreement of Blackstone EMA III GP L.P., dated as of November 6, 2019 and deemed effective as of August 17, 2018 \(incorporated herein by reference to Exhibit 10.12 to the Registrant's Quarterly Report on Form 10-Q for the quarter ended September 30, 2019 filed with the SEC on November 8, 2019\).](#)
- 10.100+ [Amended and Restated Limited Partnership Agreement of BMA VIII GP L.P., dated as of November 6, 2019 and deemed effective as of March 29, 2019 \(incorporated herein by reference to Exhibit 10.13 to the Registrant's Quarterly Report on Form 10-Q for the quarter ended September 30, 2019 filed with the SEC on November 8, 2019\).](#)
- 10.101+ [Form of Deferred Holdings Unit Agreement under The Blackstone Group Inc. Amended and Restated 2007 Equity Incentive Plan \(2019\) \(incorporated herein by reference to Exhibit 10.101 to the Registrant's Annual Report on Form 10-K for the year ended December 31, 2019 filed with the SEC on February 28, 2020\).](#)

- 10.102+ [Form of Deferred Holdings Unit Agreement under The Blackstone Group Inc. Amended and Restated 2007 Equity Incentive Plan \(Termination Vesting 2019\)](#) (incorporated herein by reference to Exhibit 10.102 to the Registrant's Annual Report on Form 10-K for the year ended December 31, 2019 filed with the SEC on February 28, 2020).
- 10.103+ [Form of Deferred Unit Agreement under The Blackstone Group Inc. Amended and Restated 2007 Equity Incentive Plan \(2020\)](#) (incorporated herein by reference to Exhibit 10.103 to the Registrant's Annual Report on Form 10-K for the year ended December 31, 2019 filed with the SEC on February 28, 2020).
- 10.104+ [Form of Deferred Unit Agreement under The Blackstone Group Inc. Amended and Restated 2007 Equity Incentive Plan \(Termination Vesting 2020\)](#) (incorporated herein by reference to Exhibit 10.104 to the Registrant's Annual Report on Form 10-K for the year ended December 31, 2019 filed with the SEC on February 28, 2020).
- 10.105+ [Amended and Restated Limited Partnership Agreement of BREA Europe VI \(Cayman\) L.P., dated as of February 26, 2020 and deemed effective as of May 8, 2019](#) (incorporated herein by reference to Exhibit 10.105 to the Registrant's Annual Report on Form 10-K for the year ended December 31, 2019 filed with the SEC on February 28, 2020).
- 10.106+ [Amended and Restated Limited Partnership Agreement of BREA IX \(Delaware\) L.P., dated as of February 26, 2020 and deemed effective as of December 21, 2018](#) (incorporated herein by reference to Exhibit 10.106 to the Registrant's Annual Report on Form 10-K for the year ended December 31, 2019 filed with the SEC on February 28, 2020).
- 10.107+ [Amended and Restated Agreement of Limited Partnership, of Strategic Partners Fund Solutions Associates – NC Real Asset Opportunities, L.P., dated as of September 30, 2014](#) (incorporated herein by reference to Exhibit 10.6 to the Registrant's Quarterly Report on Form 10-Q for the quarter ended September 30, 2020 filed with the SEC on November 6, 2020).
- 10.108+ [Amended and Restated Limited Partnership Agreement of Strategic Partners Fund Solutions Associates Real Estate VI L.P., dated as of April 8, 2015](#) (incorporated herein by reference to Exhibit 10.7 to the Registrant's Quarterly Report on Form 10-Q for the quarter ended September 30, 2020 filed with the SEC on November 6, 2020).
- 10.109+ [Amended and Restated Limited Partnership Agreement of Strategic Partners Fund Solutions Associates Real Estate VII L.P., dated November 4, 2020, and effective as of December 13, 2018](#) (incorporated herein by reference to Exhibit 10.8 to the Registrant's Quarterly Report on Form 10-Q for the quarter ended September 30, 2020 filed with the SEC on November 6, 2020).
- 10.110+ [Amended and Restated Limited Partnership Agreement of Strategic Partners Fund Solutions Associates Infrastructure III L.P., dated November 4, 2020, and effective as of December 24, 2019](#) (incorporated herein by reference to Exhibit 10.9 to the Registrant's Quarterly Report on Form 10-Q for the quarter ended September 30, 2020 filed with the SEC on November 6, 2020).
- 10.111+ [Amended and Restated Agreement of Limited Partnership of Strategic Partners Fund Solutions Associates RA II L.P., dated November 4, 2020, and effective as of April 3, 2017](#) (incorporated herein by reference to Exhibit 10.10 to the Registrant's Quarterly Report on Form 10-Q for the quarter ended September 30, 2020 filed with the SEC on November 6, 2020).

- 10.112+ [Second Amended and Restated Agreement of Limited Partnership of Strategic Partners Fund Solutions Associates VI L.P., dated as of May 23, 2023 \(incorporated herein by reference to Exhibit 10.1 to the Registrant's Quarterly Report on Form 10-Q for the quarter ended June 30, 2023 filed with the SEC on August 4, 2023\).](#)
- 10.113+ [Amended and Restated Limited Partnership Agreement of Strategic Partners Fund Solutions Associates VII L.P., dated as of February 12, 2016 \(incorporated herein by reference to Exhibit 10.12 to the Registrant's Quarterly Report on Form 10-Q for the quarter ended September 30, 2020 filed with the SEC on November 6, 2020\).](#)
- 10.114+ [Amended and Restated Limited Partnership Agreement of Strategic Partners Fund Solutions Associates VIII L.P., dated November 4, 2020, and effective as of December 21, 2018 \(incorporated herein by reference to Exhibit 10.13 to the Registrant's Quarterly Report on Form 10-Q for the quarter ended September 30, 2020 filed with the SEC on November 6, 2020\).](#)
- 10.115+ [Amended and Restated Limited Partnership Agreement of Strategic Partners Fund Solutions Associates DE L.P., dated November 4, 2020, and effective as of February 26, 2018 \(incorporated herein by reference to Exhibit 10.14 to the Registrant's Quarterly Report on Form 10-Q for the quarter ended September 30, 2020 filed with the SEC on November 6, 2020\).](#)
- 10.116+ [Amended and Restated Limited Partnership Agreement of Blackstone CEMA II GP L.P., dated as of November 4, 2020 \(incorporated herein by reference to Exhibit 10.15 to the Registrant's Quarterly Report on Form 10-Q for the quarter ended September 30, 2020 filed with the SEC on November 6, 2020\).](#)
- 10.117+ [Amended and Restated Limited Partnership Agreement of BREDS IV L.P., dated as of November 4, 2020, and effective as of April 3, 2020 \(incorporated herein by reference to Exhibit 10.16 to the Registrant's Quarterly Report on Form 10-Q for the quarter ended September 30, 2020 filed with the SEC on November 6, 2020\).](#)
- 10.118+ [Amended and Restated Limited Partnership Agreement of BMLS V GP L.P., dated as of November 4, 2020, and effective as of December 31, 2019 \(incorporated herein by reference to Exhibit 10.17 to the Registrant's Quarterly Report on Form 10-Q for the quarter ended September 30, 2020 filed with the SEC on November 6, 2020\).](#)
- 10.119 [Withdrawal Agreement between Blackstone Holdings I L.P. and Hamilton E. James dated May 3, 2022 \(incorporated herein by reference to Exhibit 10.2 to the Registrant's Quarterly Report on Form 10-Q for the quarter ended March 31, 2022 filed with the SEC on May 5, 2022\).](#)
- 10.120 [Form of Aircraft Dry Lease Agreement between Hilltop Asset Holdings LLC and Blackstone Administrative Services Partnership L.P. \(incorporated herein by reference to Exhibit 10.2 to the Registrant's Quarterly Report on Form 10-Q for the quarter ended June 30, 2022 filed with the SEC on August 5, 2022\).](#)
- 10.121 [Form of Aircraft Dry Lease Agreement between GH4 Partners LLC and Blackstone Administrative Services Partnership L.P. \(incorporated herein by reference to Exhibit 10.121 to the Registrant's Annual Report on Form 10-K for the year ended December 31, 2023 filed with the SEC on February 23, 2024\).](#)
- 10.122+ [Amended and Restated Limited Partnership Agreement of BXGA GP L.P., dated as of November 3, 2023 and deemed effective as of July 15, 2020 \(incorporated herein by reference to Exhibit 10.1 to the Registrant's Quarterly Report on Form 10-Q for the quarter ended September 30, 2023 filed with the SEC on November 3, 2023\).](#)



- 10.123+ [Amended and Restated Exempted Limited Partnership Agreement of BMA Asia II GP L.P., dated November 3, 2023 and deemed effective from March 31, 2021 \(incorporated herein by reference to Exhibit 10.2 to the Registrant's Quarterly Report on Form 10-Q for the quarter ended September 30, 2023 filed with the SEC on November 3, 2023\).](#)
- 10.124+ [Second Amended and Restated Limited Partnership Agreement of Blackstone Clarus GP L.P., dated as of November 3, 2023 and deemed effective as of November 30, 2018 \(incorporated herein by reference to Exhibit 10.3 to the Registrant's Quarterly Report on Form 10-Q for the quarter ended September 30, 2023 filed with the SEC on November 3, 2023\).](#)
- 10.125+ [Amended and Restated Exempted Limited Partnership Agreement of BREA Asia III \(Cayman\) L.P., dated November 3, 2023 and deemed effective from September 27, 2021 \(incorporated herein by reference to Exhibit 10.4 to the Registrant's Quarterly Report on Form 10-Q for the quarter ended September 30, 2023 filed with the SEC on November 3, 2023\).](#)
- 10.126+ [Amended and Restated Limited Partnership Agreement of BREA X \(Delaware\) L.P., dated as of November 3, 2023 and deemed effective as of May 4, 2022 \(incorporated herein by reference to Exhibit 10.5 to the Registrant's Quarterly Report on Form 10-Q for the quarter ended September 30, 2023 filed with the SEC on November 3, 2023\).](#)
- 10.127+ [Amended and Restated Limited Partnership Agreement of BTOA IV L.P., dated as of November 3, 2023 and deemed effective as of August 2, 2021 \(incorporated herein by reference to Exhibit 10.6 to the Registrant's Quarterly Report on Form 10-Q for the quarter ended September 30, 2023 filed with the SEC on November 3, 2023\).](#)
- 10.128+ [Amended and Restated Limited Partnership Agreement of BMA IX GP L.P., dated as of May 3, 2024. \(incorporated herein by reference to Exhibit 10.1 to the Registrant's Quarterly Report on Form 10-Q for the quarter ended March 31, 2024 filed with the SEC on May 3, 2024\).](#)
- 10.129 [Amended and Restated Agreement of Exempted Limited Partnership of BREA Europe VII \(Cayman\) L.P., dated as of May 3, 2024 and deemed effective as of June 30, 2023. \(incorporated herein by reference to Exhibit 10.2 to the Registrant's Quarterly Report on Form 10-Q for the quarter ended March 31, 2024 filed with the SEC on May 3, 2024\).](#)
- 10.130+ [Amended and Restated Limited Partnership Agreement of Strategic Partners Fund Solutions Associates GP Solutions L.P., dated as of November 1, 2024 and deemed effective as of June 16, 2021. \(incorporated herein by reference to Exhibit 10.1 to the Registrant's Quarterly Report on Form 10-Q for the quarter ended September 30, 2024 filed with the SEC on November 1, 2024\).](#)
- 10.131+ [Amended and Restated Limited Partnership Agreement of Strategic Partners Fund Solutions Associates Infrastructure IV L.P., dated November 1, 2024 and deemed effective as of December 11, 2023. \(incorporated herein by reference to Exhibit 10.2 to the Registrant's Quarterly Report on Form 10-Q for the quarter ended September 30, 2024 filed with the SEC on November 1, 2024\).](#)
- 10.132+ [Amended and Restated Limited Partnership Agreement of Strategic Partners Fund Solutions Associates IX L.P., dated as of November 1, 2024 and deemed effective as of October 7, 2021. \(incorporated herein by reference to Exhibit 10.3 to the Registrant's Quarterly Report on Form 10-Q for the quarter ended September 30, 2024 filed with the SEC on November 1, 2024\).](#)

- 10.133+ [Amended and Restated Limited Partnership Agreement of Strategic Partners Fund Solutions Associates Real Estate VIII L.P., dated as of November 1, 2024 and deemed effective as of May 3, 2022. \(incorporated herein by reference to Exhibit 10.4 to the Registrant's Quarterly Report on Form 10-Q for the quarter ended September 30, 2024 filed with the SEC on November 1, 2024\).](#)
- 10.134+ [Second Amended and Restated Limited Partnership Agreement of Strategic Partners Fund Solutions Associates – NC Real Asset Opportunities, L.P., dated as of November 1, 2024 and deemed effective as of May 23, 2023. \(incorporated herein by reference to Exhibit 10.5 to the Registrant's Quarterly Report on Form 10-Q for the quarter ended September 30, 2024 filed with the SEC on November 1, 2024\).](#)
- 10.135+ [Second Amended and Restated Limited Partnership Agreement of Strategic Partners Fund Solutions Associates Infrastructure III L.P., dated as of November 1, 2024 and deemed effective as of May 23, 2023. \(incorporated herein by reference to Exhibit 10.6 to the Registrant's Quarterly Report on Form 10-Q for the quarter ended September 30, 2024 filed with the SEC on November 1, 2024\).](#)
- 10.136+ [Second Amended and Restated Limited Partnership Agreement of Strategic Partners Fund Solutions Associates RA II L.P., dated as of November 1, 2024 and deemed effective as of May 23, 2023. \(incorporated herein by reference to Exhibit 10.7 to the Registrant's Quarterly Report on Form 10-Q for the quarter ended September 30, 2024 filed with the SEC on November 1, 2024\).](#)
- 10.137+ [Second Amended and Restated Limited Partnership Agreement of Strategic Partners Fund Solutions Associates Real Estate VI L.P., dated as of November 1, 2024 and deemed effective as of May 23, 2023. \(incorporated herein by reference to Exhibit 10.8 to the Registrant's Quarterly Report on Form 10-Q for the quarter ended September 30, 2024 filed with the SEC on November 1, 2024\).](#)
- 10.138+ [Second Amended and Restated Limited Partnership Agreement of Strategic Partners Fund Solutions Associates Real Estate VII L.P., dated as of November 1, 2024 and deemed effective as of May 23, 2023 \(incorporated herein by reference to Exhibit 10.9 to the Registrant's Quarterly Report on Form 10-Q for the quarter ended September 30, 2024 filed with the SEC on November 1, 2024\).](#)
- 10.139+ [Second Amended and Restated Limited Partnership Agreement of Strategic Partners Fund Solutions Associates VII L.P., dated as of November 1, 2024 and deemed effective as of May 23, 2023. \(incorporated herein by reference to Exhibit 10.10 to the Registrant's Quarterly Report on Form 10-Q for the quarter ended September 30, 2024 filed with the SEC on November 1, 2024\).](#)
- 10.140+ [Second Amended and Restated Limited Partnership Agreement of Strategic Partners Fund Solutions Associates VIII L.P., dated as of November 1, 2024 and deemed effective as of May 23, 2023. \(incorporated herein by reference to Exhibit 10.11 to the Registrant's Quarterly Report on Form 10-Q for the quarter ended September 30, 2024 filed with the SEC on November 1, 2024\).](#)
- 10.141+ [Amended and Restated Limited Partnership Agreement of Blackstone ETMA IV GP L.P., dated as of November 1, 2024 and deemed effective as of June 4, 2024 \(incorporated herein by reference to Exhibit 10.12 to the Registrant's Quarterly Report on Form 10-Q for the quarter ended September 30, 2024 filed with the SEC on November 1, 2024\).](#)
- 10.142\*+ [Omnibus Amendment to Certain GP Carry Plan Governing Agreements, dated as of January 23, 2025 and deemed effective as of January 1, 2025.](#)
- 10.143\*+ [Form of Omnibus Amendment to Deferred Unit and Phantom Unit Agreement under Blackstone Inc. Amended and Restated 2007 Equity Incentive Plan.](#)
- 10.144\*+ [Form of Deferred Unit Agreement under Blackstone Inc. Amended and Restated 2007 Equity Incentive Plan \(2024\).](#)
- 10.145\*+ [Form of Deferred Unit Agreement under Blackstone Inc. Amended and Restated 2007 Equity Incentive Plan \(Termination Vesting 2024\).](#)
- 10.146\* [Form of Deferred Unit Agreement under Blackstone Inc. Amended and Restated 2007 Equity Incentive Plan \(Blackstone Inc. Board of Directors\).](#)

19.1*	<a href="#">Blackstone Inc. Securities Trading Policy and Procedures Governing Transactions in Blackstone Securities.</a>
21.1*	<a href="#">Subsidiaries of the Registrant.</a>
22.1*	<a href="#">Subsidiary Guarantors and Issuers of Registered Guaranteed Securities and Affiliates Whose Securities Collateralize Securities of the Registrant.</a>
23.1*	<a href="#">Consent of Deloitte &amp; Touche LLP.</a>
31.1*	<a href="#">Certification of the Chief Executive Officer pursuant to Rule 13a-14(a).</a>
31.2*	<a href="#">Certification of the Chief Financial Officer pursuant to Rule 13a-14(a).</a>
32.1**	<a href="#">Certification of the Chief Executive Officer pursuant to 18 U.S.C. Section 1350, as adopted pursuant to Section 906 of the Sarbanes-Oxley Act of 2002.</a>
32.2**	<a href="#">Certification of the Chief Financial Officer pursuant to 18 U.S.C. Section 1350, as adopted pursuant to Section 906 of the Sarbanes-Oxley Act of 2002.</a>
97.1	<a href="#">Blackstone Inc. Incentive Compensation Clawback Policy (incorporated herein by reference to Exhibit 97.1 to the Registrant's Annual Report on Form 10-K for the year ended December 31, 2023 filed with the SEC on February 23, 2024).</a>
99.1*	<a href="#">Section 13(r) Disclosure.</a>
101.INS*	Inline XBRL Instance Document.
101.SCH*	Inline XBRL Taxonomy Extension Schema Document.
101.CAL*	Inline XBRL Taxonomy Extension Calculation Linkbase Document.
101.DEF*	Inline XBRL Taxonomy Extension Definition Linkbase Document.
101.LAB*	Inline XBRL Taxonomy Extension Label Linkbase Document.
101.PRE*	Inline XBRL Taxonomy Extension Presentation Linkbase Document.
104*	Cover Page Interactive Data File (formatted as Inline XBRL and contained in Exhibit 101).

---

\* Filed herewith.

\*\* Furnished herewith.

+ Management contract or compensatory plan or arrangement in which directors or executive officers are eligible to participate.

The agreements and other documents filed as exhibits to this report are not intended to provide factual information or other disclosure other than with respect to the terms of the agreements or other documents themselves, and you should not rely on them for that purpose. In particular, any representations and warranties made by us in these agreements or other documents were made solely within the specific context of the relevant agreement or document and may not describe the actual state of affairs as of the date they were made or at any other time.

**Item 16. Form 10-K Summary**

None.



**OMNIBUS AMENDMENT TO CERTAIN GP CARRY PLAN GOVERNING AGREEMENTS**  
**DATED AS OF JANUARY 23, 2025**  
**EFFECTIVE AS OF JANUARY 1, 2025**

This OMNIBUS AMENDMENT TO CERTAIN GP CARRY PLAN GOVERNING AGREEMENTS (this “Agreement”) is made and entered into as of the 23<sup>rd</sup> day of January 2025, and is effective as of January 1, 2025, by the Blackstone entities named on Schedule I hereto (collectively, the “Blackstone Entities”) and their respective direct or indirect general partners and/or managing or sole members, as applicable (each, a “General Partner”).

WHEREAS, in light of the continued growth and expansion of Blackstone’s general partner “carried interest” program (the “Program”), Blackstone is implementing a carried interest service fee (the “Service Fee”) payable by each Program participant, following such participant’s departure from Blackstone on or after January 1, 2025.

NOW, THEREFORE, in consideration of the mutual covenants and agreements herein made and intending to be legally bound, the parties hereto hereby agree as follows:

1. That each General Partner hereby amends each of the limited partnership agreements and/or limited liability company agreements of the Blackstone Entities of which such General Partner is general partner, managing or sole member, as applicable (such limited partnership agreements or limited liability company agreements, the “Governing Agreements”) to give effect to the Service Fee (with the language set forth in Exhibit A being added to each of the Governing Agreements) and that each General Partner hereby irrevocably waives any other impediment to the Service Fee imposed by the Governing Agreements.

3. The undersigned further certifies, acknowledges and agrees that any party to the Governing Agreements and their counsel shall be entitled to rely upon this instrument and the actions taken by the Blackstone Entities and their General Partners as set forth above, and that the General Partners may do and perform any and all such other acts and things, to sign or make such other agreements, certificates, instruments, notices, requests, statements and other documents and communications, and to take or omit such other actions necessary or desirable in order to perform or otherwise satisfy, in whole or in part, any and all of the terms and provisions of this Agreement or to carry out the intent or purposes of the subject matter hereof.

4. With respect to each of the Blackstone Entities, it is the intention of the parties that this Agreement shall be governed by and construed in accordance with the laws of the jurisdiction specified by the “Governing Law” paragraph of such Blackstone Entities’ Governing Agreement.

Agreed to and Acknowledged on the date set forth above on behalf of the Blackstone Entities referred to on Schedule I hereto, their respective General Partners and all limited partners (or members) now and hereafter admitted to the Blackstone Entities pursuant to powers of attorney now and hereafter granted to the respective General Partners:

**Blackstone Holdings I L.P.**

By: Blackstone Holdings I/II GP L.L.C., its general partner

**Blackstone Holdings AI L.P.**

By: Blackstone Holdings I/II GP L.L.C., its general partner

**Blackstone Holdings II L.P.**

By: Blackstone Holdings I/II GP L.L.C., its general partner

**Blackstone Holdings III L.P.**

By: Blackstone Holdings III GP L.P., its general partner

By: Blackstone Holdings III GP Management L.L.C., its general partner

**Blackstone Holdings IV L.P.**

By: Blackstone Holdings IV GP L.P., its general partner

By: Blackstone Holdings IV GP Management (Delaware) L.P., its general partner

By: Blackstone Holdings IV GP Management L.L.C., its general partner

**Blackstone Family GP L.L.C.**

By: /s/ Tabea Hsi

\_\_\_\_\_  
Name: Tabea Hsi

Title: Senior Managing Director – Assistant Secretary

## Exhibit A

*Service Fee.* In consideration of the services and expenses of each direct or indirect general partners and/or managing or sole members, as applicable (each, for the purposes of this paragraph, a “General Partner”), each Limited Partner (or member) who ceases to be an employee or officer of Blackstone on or after January 1, 2025 (such Limited Partner (or member), a “Former Blackstone Employee”) shall be subject to a service fee (the “Service Fee”). The Service Fee will (i) apply to each distribution or payment in respect of or relating to “Carried Interest” made to Former Blackstone Employees (including, for the avoidance of doubt, Limited Partners (or members) that become Former Blackstone Employees) attributable to “Carried Interest” awards or allocations on investments made on or following January 1, 2025, (ii) initially be equal to 1% of each such amount to be distributed (or otherwise paid) (or such greater or lesser amount as determined by the General Partner in its sole discretion from time to time), which amounts shall, for the avoidance of doubt, be net of any other costs, fees, expenses and any reserves established, and prior to the withholding of Holdback amounts and taxes (in each case, as calculated the General Partner in good faith), (iii) may be calculated and withheld out of distributions or payments as such distributions or payments are made and/or shall be payable in arrears with respect to each Former Blackstone Employee, including by withholding from subsequent distribution or payment amounts. For the avoidance of doubt, the Service Fee shall be in addition to each Former Blackstone Employee’s commitments and other obligations to the “Partnership” or “Company” (as applicable). Each General Partner may waive the Service Fee, in whole or in part, in its sole discretion with respect to any Former Blackstone Employee, and/or require that each Former Blackstone Employee to pay such Service Fee directly or out of distributions or payments as noted above.



## Schedule I

Blackstone CEMA II GP (CYM) L.P.  
Blackstone CEMA II GP L.P.  
BMA Asia II GP L.P.  
BSCA II B GP L.P.  
BSCA II GP L.P.  
BREA Asia III (Cayman) L.P.  
BREA Europe VII (Cayman) L.P.  
BREA X (Delaware) L.P.  
BREA X (Offshore) (Cayman) L.P.  
BSCA III B GP L.P.  
BSCA III GP L.P.  
Strategic Partners Fund Solutions Associates GP Solutions L.P.  
Strategic Partners Fund Solutions Associates Real Estate VIII L.P.  
Strategic Partners Fund Solutions Associates Infrastructure Iv L.P.  
Blackstone Infrastructure Associates (Cayman) NQ L.P.  
BLACKSTONE INFRASTRUCTURE ASSOCIATES L.P.  
Blackstone Infrastructure Associates Non-ECI L.P.  
Blackstone Infrastructure Associates NQ L.P.  
BREDS IV L.P.  
BREDS IV-A L.P.  
BREDS V L.P.  
BREDS V-A L.P.  
Blackstone Green Private Credit Associates III LP  
Blackstone Senior Direct Lending Associates LP  
Blackstone Rated Senior Direct Lending Associates LLC  
Blackstone Technology Senior Direct Lending Associates LP  
BXD-T CAYMAN GP LP  
GSO Credit Alpha Diversified Alternatives Associates LLC  
GSO CLO Opportunity Associates LLC  
GSO Credit Alpha Associates LLC  
GSO Credit Alpha Associates II LP  
GSO Capital Opportunities Associates III LLC  
GSO Capital Opportunities Associates IV LP  
Blackstone Credit Series Fund-C Associates LLC  
Blackstone European Private Credit Fund Associates L.P.  
GSO Energy Partners-C Associates II LLC  
GSO Energy Partners-D Associates LLC  
GSO Energy Partners-E Associates LLC  
GSO European Senior Debt Associates II LP  
Blackstone European Senior Debt Associates III LP  
GSO Energy Select Opportunities Associates II LP

G QCM Special LP  
GSO Harrington Credit Alpha Associates L.L.C.  
Blackstone Credit Hibiscus Associates LLC  
GSO Orchid Associates LLC  
GSO SFRO Associates LLC  
Blackstone Alternative Credit Advisors LP  
BMA IX GP L.P.  
BMA IX GP (CYM) L.P.  
Bxls Yield GP L.P.  
Clarus IV GP, L.P.  
Bxls VI GP L.P.  
BXGA II GP (CYM) LP.  
BXGA II GP LP.  
Blackstone Strategic Alliance Associates IV L.L.C.  
Blackstone Energy Transition Management Associates IV L.P.  
Blackstone Strategic Capital Associates B L.L.C.  
Blackstone Strategic Capital Associates L.L.C.  
Blackstone Multi-Asset (Cayman) - NQ GP L.P.  
Blackstone Multi-Asset GP II - NQ L.P.  
Blackstone Multi-Asset GP L.P.  
Blackstone ETMA IV GP (CYM) L.P.  
Blackstone ETMA IV GP L.P.  
Blackstone Tactical Opportunities Management Associates (Cayman) - NQ L.P. (GP)  
Blackstone Tactical Opportunities Management Associates (Cayman) L.P. (GP)  
BTO CR Fund Associates (Cayman) L.P.  
BTOA II L.L.C. (GP)  
BTOA III - NQ L.P. (BTOF Reporting GP)  
BTOA L.L.C. (GP)  
BTOA-NQ L.L.C. (GP)  
Blackstone Tactical Opportunities Management Associates (Cayman) - NQ L.P. (GP) (BTOF III Reporting GP)  
Blackstone Tactical Opportunities Management Associates (Cayman) L.P. (GP) (BTOF III Reporting GP)  
Blackstone Tactical Opportunities Management Associates III (Cayman) - NQ L.P.  
Blackstone Tactical Opportunities Management Associates III (Cayman) L.P.  
BTOA III - NQ L.P.  
BTOA III L.P.  
BTOA L.L.C. (GP) (BTOF III Reporting GP)  
BTOA-NQ L.L.C. (GP) (BTOF III Reporting GP)  
Blackstone Tactical Opportunities Management Associates IV (CYM) - NQ L.P.

BTOA IV L.P.

Blackstone Tactical Opportunities Stable Income Management Associates (Cayman) - NQ L.P. (GP)

Blackstone Tactical Opportunities Stable Income Management Associates (Cayman) L.P. (GP)

BTOSIA - NQ L.L.C.

BTOSIA L.L.C.

BTOSIAO - NQ L.L.C.

**FORM OF OMNIBUS AMENDMENT TO  
DEFERRED UNIT AND PHANTOM UNIT AGREEMENTS UNDER  
BLACKSTONE INC. AMENDED AND RESTATED  
2007 EQUITY INCENTIVE PLAN (“AMENDMENT”)**

(As adopted on \_\_\_\_\_, effective as of \_\_\_\_\_ )

WHEREAS, Blackstone Inc. (the “Company”) previously granted to certain equity award recipients (each, a “Participant”) awards of deferred units and/or phantom units (collectively, “Awarded Units”) relating to the Company’s Shares under the Company’s Amended and Restated 2007 Equity Incentive Plan (as amended, restated, or modified from time to time, the “Plan”);

WHEREAS, the Plan Administrator has the authority to establish the terms and conditions of awards under the Plan, and to make certain amendments with respect thereto;

WHEREAS, certain Participants currently hold unvested Awarded Units that remain outstanding pursuant to forms of award agreements covering such Awarded Units (collectively, the “Award Agreements”);

WHEREAS, the Award Agreements currently provide for certain vesting benefits upon the occurrence of a Participant’s “Retirement” as defined therein;

WHEREAS, the Administrator has determined to amend the Award Agreements to provide for additional vesting benefits in the event of an “Enhanced Retirement” as defined herein; and

WHEREAS, capitalized terms used but not defined herein shall have the meanings ascribed thereto in the Plan or the Award Agreements, as applicable.

NOW, THEREFORE, effective as of April 1, 2025 (the “Effective Date”), the Company hereby amends the Award Agreements as follows:

1. “Enhanced Retirement” Definition. A new defined term “Enhanced Retirement” shall be incorporated into each Award Agreement, with the following meaning:

“Enhanced Retirement” shall mean the Participant’s retirement from his or her Employment with the Company and its Affiliates after (x) the Participant’s age plus years of service with the Company and its Affiliates totals at least 70, (y) the Participant has reached age 60, and (z) the Participant has had a minimum of ten years of service.

2. Full Vesting Upon Enhanced Retirement. Each Award Agreement shall be amended to provide for the following in the event of the Participant’s Enhanced Retirement:

Upon the occurrence of a Qualifying Event on account of the Enhanced Retirement of the Participant, 100% of the then unvested Awarded Units shall remain eligible to vest upon each of the following scheduled Vesting Dates; provided that if, following the Participant’s Enhanced Retirement, the Participant breaches any applicable provision of the Non-Competition, Non-Solicitation and Confidentiality

Agreement to which the Participant is a party or otherwise engages in any Competitive Activity, the Participant's Awarded Units which remain undelivered as of the date of such violation or engagement in Competitive Activity, as determined by the Administrator in its sole discretion, will be forfeited without payment. As a pre-condition to a Participant's right to continued vesting and delivery of the Awarded Units following Enhanced Retirement, the Administrator may require the Participant to certify in writing prior to each scheduled Vesting Date that the Participant has not breached any applicable provisions of the Participant's Non-Competition, Non-Solicitation and Confidentiality Agreement or otherwise engaged in any Competitive Activity. Shares (or the right to receive cash, if applicable) underlying the Awarded Units that become vested pursuant to an Enhanced Retirement shall be delivered to the Participant on the same delivery schedule as would be applicable in the case of a standard "Retirement" pursuant to the Award Agreement.

3. No Change to Standard Retirement Benefits. This Amendment shall have no impact on the provisions applicable under Award Agreements in the case of a "Retirement" that does not also qualify as an Enhanced Retirement.

4. Remainder of Award Agreements. Except as specifically set forth in this Amendment, all other provisions of the Award Agreements shall remain in full force and effect as originally set forth therein. By executing this Amendment, the Company neither waives nor relinquishes any right which arose under or that relates to the terms of the Award Agreements prior to this Amendment.

5. Construction. On and after the Effective Date, each reference to the Award Agreements shall mean and be a reference to each such Award Agreement as amended hereby, and this Amendment and each such Award Agreement shall be read together and construed as a single instrument.

*[signature page follows]*

IN WITNESS WHEREOF, the Company has executed this Amendment as set forth below.

BLACKSTONE INC.

By: \_\_\_\_\_

Name:

Title:

**BLACKSTONE INC.**  
**AMENDED AND RESTATED 2007 EQUITY INCENTIVE PLAN**

**BX EQUITY AWARD**

**DEFERRED UNIT AGREEMENT**

*Participant:* \_\_\_\_\_

*Date of Grant:* \_\_\_\_\_

*Number of Deferred Units:* \_\_\_\_\_

1. Grant of Deferred Units. The Company hereby grants the number of deferred units (the “Deferred Units”) listed above to the Participant (the “Award”), effective as of the Date of Grant on the terms and conditions hereinafter set forth in this agreement, including any appendix, exhibit or addendum hereto (the “Award Agreement”). This grant is made pursuant to the terms of Blackstone Inc. Amended and Restated 2007 Equity Incentive Plan (as amended, modified or supplemented from time to time, the “Plan”), which is incorporated herein by reference and made a part of this Award Agreement. Each Deferred Unit represents the unfunded, unsecured right of the Participant to receive a Common Share on the delivery date(s) specified in Section 4 hereof.

2. Definitions. Capitalized terms not otherwise defined herein shall have the same meanings as in the Plan.

(a) “Cause” shall mean the occurrence or existence of any of the following as determined fairly, reasonably, on an informed basis and in good faith by the Administrator: (i) any breach by the Participant of any provision of the Non-Competition, Non-Solicitation and Confidentiality Agreements to which the Participant is a party, (ii) any material breach of any rules or regulations of the Company or its Affiliates applicable to the Participant, (iii) Participant’s deliberate failure to perform his or her duties to the Company or its Affiliates, (iv) Participant’s committing to or engaging in any conduct or behavior that is or may be harmful to the Company or its Affiliates in a material way; (v) any act of fraud, misappropriation, dishonesty, embezzlement or similar conduct against the Company or its Affiliates; or (vi) conviction (on the basis of a trial or by an accepted plea of guilty or nolo contendere) of a felony or crime (including any misdemeanor charge involving moral turpitude, false statements or misleading omissions, forgery, wrongful taking, embezzlement, extortion or bribery), or a determination by a court of competent jurisdiction, by a regulatory body or by a self-regulatory body having authority with respect to securities laws, rules or regulations of the applicable securities industry, that the Participant individually has violated any applicable securities laws or any rules or regulations thereunder, or any rules of any such self-regulatory body (including, without limitation, any licensing requirement), if such conviction or determination has a material adverse effect on (A) the Participant’s ability to function as an employee of the Company or its Affiliates, taking into account the employment required of the Participant and the nature of the Company’s or its Affiliates’ business or (B) the business of the Company or its Affiliates.

(b) "Common Share" shall mean a share of the Company's Common Stock.

(c) "Competitive Activity" means the Participant's engagement in any activity that would constitute a violation of any non-competition covenants to which the Participant is subject under the Participant's Employment Agreement, determined without regard to the actual duration of such non-competition covenants pursuant to the Employment Agreement.

(d) "Employment Agreement" shall mean the Contracting Employee Agreement (including all schedules and exhibits thereto), entered into between the Blackstone Administrative Services Partnership L.P. (or any of its or the Company's Affiliates) and the Participant or, if the Participant is or becomes a Senior Managing Director, the Senior Managing Director Agreement (including all schedules and exhibits thereto), entered into between the Blackstone Holdings I L.P. (or any of its or the Company's Affiliates) and the Participant.

(e) "Holdback Delivery Date" shall mean the second anniversary with respect to each Vesting Date (each such date, a "Scheduled Release Date"); provided, however, that if the Participant terminates Employment prior to any such Scheduled Release Date, then the Holdback Delivery Date applicable to all remaining Retention Units shall be the second anniversary of the date of the Participant's termination of Employment.

(f) "Non-Competition, Non Solicitation and Confidentiality Agreement" shall mean any agreement, and any attachments or schedules thereto, entered into by and between the Participant and the Company or its Affiliates, pursuant to which the Participant has agreed, among other things, to certain restrictions relating to non-competition, non-solicitation and/or confidentiality, in order to protect the business of the Company and its Affiliates.

(g) "Qualifying Event" shall mean, during the Participant's Employment with the Company and its Affiliates, the Participant's death, Disability or Retirement.

(h) "Retirement" shall mean the retirement of the Participant from his or her Employment with the Company and its Affiliates after (i) the Participant's age plus years of service with the Company and its Affiliates totals at least 65, (ii) the Participant has reached age 55, and (iii) the Participant has had a minimum of five years of service. Notwithstanding the forgoing, if the Participant retires from his or her Employment with the Company and its Affiliates after (x) the Participant's age plus years of service with the Company and its Affiliates totals at least 70, (y) the Participant has reached age 60, and (z) the Participant has had a minimum of ten years of service, then such retirement shall also constitute an "Enhanced Retirement" for purposes of this Award Agreement.



(i) “Retention Percentage” shall mean 25% of the vested units until the corresponding Holdback Delivery Date for each Vesting Date.

(j) “Retention Units” shall mean, on any given date, the Deferred Units that have become Vested Deferred Units and which are retained by the Company (along with the underlying Common Shares) in accordance with Section 4 hereof.

(k) “Vested Deferred Units” shall mean those Deferred Units which have become vested pursuant to Section 3 or otherwise pursuant to the Plan.

(l) “Vesting Dates” shall mean each of the First Vesting Date, the Second Vesting Date, the Third Vesting Date, the Fourth Vesting Date, and the Fifth Vesting Date.

(m) “Vesting Reference Date” shall mean \_\_\_\_\_.

### 3. Vesting.

(a) *Vesting – General.* Subject to the Participant’s continued Employment with the Company and its Affiliates, the Award shall vest on the applicable Vesting Dates as follows:

(i) \_\_\_\_\_% of the Deferred Units granted hereunder shall vest on the first anniversary of the Vesting Reference Date (the “First Vesting Date”); an additional \_\_\_\_\_% of the Deferred Units granted hereunder shall vest on the second anniversary of the Vesting Reference Date (the “Second Vesting Date”); an additional \_\_\_\_\_% of the Deferred Units granted hereunder shall vest on the third anniversary of the Vesting Reference Date (the “Third Vesting Date”); an additional \_\_\_\_\_% of the Deferred Units granted hereunder shall vest on the fourth anniversary of the Vesting Reference Date (the “Fourth Vesting Date”); and the remaining \_\_\_\_\_% of the Deferred Units granted hereunder shall vest on the fifth anniversary of the Vesting Reference Date (the “Fifth Vesting Date”).

(b) *Vesting – Qualifying Events.*

(i) *Death or Disability.* Upon the occurrence of a Qualifying Event on account of the death or Disability of the Participant, 100% of the Deferred Units granted hereunder shall vest (to the extent not previously vested) upon the date of such event.

(ii) *Standard Retirement.* Upon the occurrence of a Qualifying Event on account of the Retirement of the Participant that does not constitute an Enhanced Retirement, (I) 50% of the then unvested Deferred Units shall remain eligible to vest upon each of the following scheduled Vesting Dates, and (II) all other unvested Deferred Units shall be cancelled immediately and the Participant shall automatically forfeit all rights with respect to such unvested Deferred Units upon the date of such event; provided that if,

following the Participant's Retirement, the Participant breaches any applicable provision of the Non-Competition, Non-Solicitation and Confidentiality Agreement to which the Participant is a party or otherwise engages in any Competitive Activity, the Participant's Deferred Units which remain undelivered as of the date of such violation or engagement in Competitive Activity, as determined by the Administrator in its sole discretion, will be forfeited without payment. As a pre-condition to a Participant's right to continued vesting and delivery of the Deferred Units following Retirement, the Administrator may require the Participant to certify in writing prior to each scheduled Vesting Date that the Participant has not breached any applicable provisions of the Participant's Non-Competition, Non-Solicitation and Confidentiality Agreement or otherwise engaged in any Competitive Activity.

(iii) *Enhanced Retirement.* Upon the occurrence of a Qualifying Event on account of the Enhanced Retirement of the Participant, 100% of the then unvested Deferred Units shall remain eligible to vest upon each of the following scheduled Vesting Dates; provided that if, following the Participant's Enhanced Retirement, the Participant breaches any applicable provision of the Non-Competition, Non-Solicitation and Confidentiality Agreement to which the Participant is a party or otherwise engages in any Competitive Activity, the Participant's Deferred Units which remain undelivered as of the date of such violation or engagement in Competitive Activity, as determined by the Administrator in its sole discretion, will be forfeited without payment. As a pre-condition to a Participant's right to continued vesting and delivery of the Deferred Units following Enhanced Retirement, the Administrator may require the Participant to certify in writing prior to each scheduled Vesting Date that the Participant has not breached any applicable provisions of the Participant's Non-Competition, Non-Solicitation and Confidentiality Agreement or otherwise engaged in any Competitive Activity.

(c) *Vesting – Terminations.* Except as otherwise set forth in Section 3(b), in the event the Participant's Employment with the Company and its Affiliates is terminated for any reason, the portion of the Award that has not yet vested pursuant to Section 3(a) or 3(b) hereof (or otherwise pursuant to the Plan) shall be cancelled immediately and the Participant shall automatically forfeit all rights with respect to such portion of the Award as of the date of such termination.

#### 4. Delivery.

(a) *Delivery – General.* The Company shall, on each applicable Vesting Date set forth below, deliver to the Participant the Common Shares underlying the Deferred Units which vest and become Vested Deferred Units on such date; provided that on each such Vesting Date, the Company shall retain, as Retention Units (and withhold the corresponding underlying Common Shares with respect thereto) a number of Vested Deferred Units so that the aggregate number of Retention Units at such time (expressed as a percentage of the aggregate number of Deferred Units

awarded to the Participant which have vested as of such date) is equal to the applicable Retention Percentage. The Common Shares underlying Retention Units will be delivered to the Participant as and when, and to the extent that, the number of Retention Units at any time exceeds the applicable Retention Percentage, as illustrated in the table below, with the Common Shares underlying any remaining Retention Units delivered to the Participant upon the corresponding Holdback Delivery Date.

	Annual Vesting	Cumulative Vesting	Retention Percentage	Annual Delivery Percentage
First Vesting Date				
Second Vesting Date				
Third Vesting Date				
Fourth Vesting Date				
Fifth Vesting Date				

(b) *Delivery – Qualifying Events.*

(i) *Death or Disability.* Upon the occurrence of a Qualifying Event on account of the Participant’s death or Disability, the Company shall, within a reasonable time following the date of such event, deliver Common Shares to the Participant in respect of 100% of the Deferred Units which vest and become Vested Deferred Units on such Date and any then outstanding Retention Units (to the extent not previously delivered).

(ii) *Retirement.* Following the occurrence of a Qualifying Event on account of the Participant’s Retirement, the Company shall, on each subsequent Vesting Date, deliver Common Shares to the Participant in respect of those Deferred Units which vest and become Vested Deferred Units as of each following Vesting Date by application of Section 3(b)(ii) or Section 3(b)(iii), as applicable; provided that the Company will retain such Retention Units as are necessary to meet the Retention Percentage until such requirement lapses upon the corresponding Holdback Delivery Date(s).

(c) *Delivery – Terminations.* Except as otherwise set forth in Section 4(b) or 4(d), in the event the Participant’s Employment with the Company and its Affiliates is terminated for any reason, the Company shall (i) within a reasonable time of such termination, deliver Common Shares to the Participant in respect of the Vested Deferred Units as of such date that are not Retention Units (if any), and (ii) deliver Common Shares to the Participant in respect of the Retention Units in accordance with the delivery schedule set forth in Section 4(a), until the corresponding Holdback Delivery Date(s), at which point the remaining Retention Units shall be delivered to the Participant.

(d) *Forfeiture – Cause Termination or Breach of Restrictive Covenants.* Notwithstanding anything to the contrary herein, upon the termination of the Participant’s Employment by the Company or any of its Affiliates for Cause or upon the Participant’s breach of any of the restrictive covenants contained within an applicable Non-Competition, Non-Solicitation and Confidentiality Agreement, all outstanding Deferred Units (whether or not vested) and Retention Units shall immediately terminate and be forfeited without consideration and no further Common Shares with respect of the Award shall be delivered to the Participant or to the Participant’s legal representative, beneficiaries or heirs. Without limiting the foregoing, any Common Shares that have previously been delivered to the Participant or the Participant’s legal representative, beneficiaries or heirs pursuant to the Award and which are still held by the Participant or the Participant’s legal representative, or beneficiaries or heirs as of the date of such termination for Cause or such breach, shall also immediately terminate and be forfeited without consideration.

5. Change in Control. Notwithstanding anything to the contrary herein, in the event of a Change in Control, (i) 100% of the Deferred Units granted hereunder which then remain outstanding shall vest (to the extent not previously vested) upon the date of such Change in Control, and (ii) the Company shall deliver Common Shares to the Participant at the same times as would otherwise be delivered pursuant to Section 4(a); provided, however, if such Change in Control (or any subsequent Change in Control) would constitute “a change in the ownership or effective control” or a “change in the ownership of a substantial portion of the assets” of the Company (in each case within the meaning of Section 409A of the Code), the Company shall instead deliver Common Shares to the Participant in respect of 100% of the then outstanding Deferred Units and Retention Units (to the extent not previously delivered) on or within 10 days following such Change in Control.

6. Distributions. If on any date while vested or unvested Deferred Units are outstanding hereunder any cash distributions shall be paid on the Common Shares, the Participant shall be entitled to receive, as of such distribution date, a cash payment equal to the product of (a) the number of Deferred Units, if any, held by the Participant as of the related distribution date, multiplied by (b) the per Common Share amount of such cash distribution; provided, however, that the Company shall not be required to pay such distributions (and the Participant shall have no right to such distributions) with respect to any unvested Deferred Units if the Participant has provided or received notice of pending termination of Employment on or prior to such distribution date.

7. Adjustments Upon Certain Events. The Administrator shall, in its sole discretion, make certain substitutions or adjustments to any Retention Units or Deferred Units subject to this Award Agreement pursuant to Section 9 of the Plan.

8. No Right to Continued Employment. The granting of the Deferred Units evidenced by this Award Agreement shall impose no obligation on the Company or any Affiliate to continue the Employment of the Participant and shall not lessen or affect the Company’s or its Affiliate’s right to terminate the Employment of such Participant.

9. No Rights of a Holder of Common Shares. Except as otherwise provided herein, the Participant shall not have any rights as a holder of Common Shares until such Common Shares have been issued or transferred to the Participant.

10. Restrictions. Any Common Shares issued or transferred to the Participant pursuant to Section 4 of this Award Agreement shall be subject to such stop transfer orders and other restrictions as the Administrator may deem advisable under the Plan or the rules, regulations, and other requirements of the Securities and Exchange Commission, any stock exchange upon which such Common Shares are listed and any applicable U.S. or non-U.S. federal, state or local laws, and the Administrator may cause a notation or notations to be entered into the books and records of the Company to make appropriate reference to such restrictions.

11. Transferability. Unless otherwise determined or approved by the Administrator, no Deferred Units or Retention Units may be assigned, alienated, pledged, attached, sold or otherwise transferred or encumbered by the Participant other than by will or by the laws of descent and distribution, and any purported assignment, alienation, pledge, attachment, sale, transfer or encumbrance not permitted by this Section 11 shall be void and unenforceable against the Company or any Affiliate.

12. Notices. All notices, requests, claims, demands and other communications hereunder shall be in writing (including electronically) and shall be given (and shall be deemed to have been duly given upon receipt) by delivery in person, by electronic means, by courier service, by fax, or by registered or certified mail (postage prepaid, return receipt requested) to the respective parties at the following addresses (or at such other address for a party as shall be specified in a notice given in accordance with this Section 12):

(a) If to the Company, to:

Blackstone Inc.  
345 Park Avenue  
New York, New York, 10154  
Attention: Chief Legal Officer  
Fax:

(b) If to the Participant, to the address appearing in the personnel records of the Company or any Affiliate.

13. Withholding. The Participant may be required to pay to the Company or any Affiliate and the Company or any Affiliate shall have the right and is hereby authorized to withhold from any issuance or transfer due under this Award Agreement or under the Plan or from any compensation or other amount owing to the Participant, applicable withholding taxes with respect to any issuance or transfer under this Award Agreement or under the Plan and to take such action as may be necessary in the opinion of the Company to satisfy all obligations for the payment of such withholding taxes, including, without limitation, by reducing the number of Common Shares that would otherwise be transferred or issued pursuant to this Award Agreement. Without limiting the foregoing, the Administrator may, from time to time, permit the Participant to make arrangements prior to any vesting date or delivery date described herein to pay the applicable withholding taxes by remitting a check prior to the applicable vesting or delivery date.

14. Choice of Law. The interpretation, performance and enforcement of this Award Agreement shall be governed by the law of the State of New York.

15. Subject to Plan. By entering into this Award Agreement, the Participant agrees and acknowledges that the Participant has received and read a copy of the Plan. All Deferred Units, Retention Units and Common Shares issued or transferred with respect thereof are subject to the Plan. In the event of a conflict between any term or provision contained herein and a term or provision of the Plan, the applicable terms and provisions of the Plan will govern and prevail.

16. Nature of Grant. By accepting the Deferred Units, the Participant acknowledges, understands and agrees that:

(a) the Plan is established voluntarily by the Company, it is discretionary in nature and it may be modified, amended, suspended or terminated by the Company at any time;

(b) the grant of Deferred Units is exceptional, voluntary and occasional and does not create any contractual or other right to receive future grants of Deferred Units or benefits in lieu of Deferred Units, even if Deferred Units have been granted in the past;

(c) all decisions with respect to future Deferred Units or other grants, if any, will be at the sole discretion of the Company;

(d) the Participant is voluntarily participating in the Plan;

(e) the Deferred Units and the underlying Common Shares, and the income from and value of same, are not intended to replace any pension rights or compensation;

(f) unless otherwise agreed with the Company, the Deferred Units and the underlying Common Shares, and the income from and value of same, are not granted as consideration for, or in connection with, the service the Participant may provide as a director of any affiliate of the Company;

(g) the Deferred Units and the underlying Common Shares, and the income from and value of same, are not part of normal or expected compensation for purposes of calculating any severance, resignation, termination, redundancy, dismissal, end-of-service payments, bonuses, long-service awards, indemnification, pension or retirement or welfare benefits or similar payments, benefits or rights of any kind, and in no event should be considered as compensation for, or relating in any way to, past services for the Company, the Employer or any other Affiliate;

(h) the future value of the underlying Common Shares is unknown, indeterminable and cannot be predicted with certainty;

(i) no claim or entitlement to compensation or damages shall arise from the forfeiture of the Deferred Units resulting from the Participant's termination of Employment (for any reason whatsoever, whether or not later found to be invalid or in breach of employment or other laws in the jurisdiction where the Participant is employed or otherwise rendering services, or the terms of his or her employment or service agreement, if any); and

(j) for purposes of the Deferred Units, the Participant's Employment will be considered terminated (regardless of the reason for such termination and whether or not later found to be invalid or in breach of employment laws in the jurisdiction where the Participant is employed or otherwise rendering services or the terms of his or her employment or service agreement, if any) as of the date that is the earlier of (i) the date he or she is no longer actively providing services to the Company or an Affiliate or (ii) the date he or she receives notice of termination of Employment from the Company or Affiliate, and unless otherwise expressly provided in this Award Agreement or determined by the Company, the Participant's right to vest in the Deferred Units under the Plan, if any, will terminate as of such date and will not be extended by any notice period (*e.g.*, the Participant's period of service would not include any contractual notice period or any period of "garden leave" or similar period mandated under employment laws in the jurisdiction where the Participant is employed or otherwise rendering services, or the terms of his or her employment or service agreement, if any). The Administrator will have exclusive discretion to determine when the Participant is no longer actively providing services for purposes of the Deferred Units.

17. Non-U.S. and Country Specific Provisions. If the Participant resides in a country outside the United States or its territories, or is otherwise subject to the laws of a country other than the United States, the Deferred Units and any underlying Common Shares acquired under the Plan shall be subject to the additional terms and conditions set forth in Appendix A and to the terms and conditions set forth in Appendix B for the Participant's country, if any. Moreover, if the Participant relocates outside the United States or its territories, the terms and conditions set forth in Appendices A and B will apply to the Participant, to the extent the Company determines that the application of such terms and conditions is necessary or advisable for legal or administrative reasons.

18. No Advice Regarding Grant. The Company is not providing any tax, legal or financial advice, nor is the Company making any recommendations regarding the Participant's participation in the Plan, or his or her acquisition or sale of the underlying Common Shares. The Participant should consult with his or her own tax, legal, and financial advisors regarding participation in the Plan before taking any action related to the Plan.

19. Severability. The provisions of this Award Agreement are severable and if any one or more provisions are determined to be illegal or otherwise unenforceable, in whole or in part, the remaining provisions shall nevertheless be binding and enforceable.

20. Waiver. The Participant acknowledges that a waiver by the Company of breach of any provision of this Award Agreement shall not operate or be construed as a waiver of any other provision of the Award Agreement, or of any subsequent breach of this Award Agreement.

21. Entire Agreement. This Award Agreement contains the entire understanding between the parties with respect to the Deferred Units granted hereunder (including, without limitation, the vesting and delivery schedules described herein), and hereby replaces and supersedes any prior communication and arrangements between the Participant and the Company or any of its Affiliates with respect to the matters set forth herein and any other pre-existing economic or other arrangements between the Participant and the Company or any of its Affiliates.

22. Modifications. Notwithstanding any provision of this Award Agreement to the contrary, the Company reserves the right to modify the terms and conditions of this Award Agreement, including, without limitation, the timing or circumstances of the issuance or transfer of Common Shares to the Participant hereunder, to the extent such modification is determined by the Company to be necessary or advisable for legal or administrative reasons or to preserve the intended deferral of income recognition with respect to the Deferred Units and Retention Units until the issuance or transfer of Common Shares hereunder.

23. Electronic Delivery and Acceptance. The Company, in its sole discretion, may decide to deliver any documents related to current or future participation in the Plan by electronic means. Electronic delivery of a document to the Participant may be via a Company e-mail system, an online or electronic system established and maintained by a third party administrator of the Plan, or by reference to a location on a Company intranet site to which the Participant has access. The Participant hereby agrees, to the fullest extent permitted by law, to accept electronic delivery of any documents that the Company desires or may be required to deliver (including, but not limited to, prospectuses, prospectus supplements, grant or award notifications and agreements, account statements, annual and quarterly reports, and all other agreements, forms and communications), in connection with this and any other prior or future incentive award or program offered by the Company and agrees to participate in the Plan through an on-line or electronic system established and maintained by the Company or a third party designated by the Company.

24. Signature in Counterparts. This Award Agreement may be signed in counterparts, each of which shall be an original, with the same effect as if the signatures thereto and hereto were upon the same instrument.

*[Signatures on next page.]*



IN WITNESS WHEREOF, the parties hereto have executed this Award Agreement.

**BLACKSTONE INC.**

\_\_\_\_\_  
Name:

**THE PARTICIPANT<sup>1</sup>**

\_\_\_\_\_  
Name:

<sup>1</sup> To the extent that the Company has established, either itself or through a third-party plan administrator, the ability to accept this award electronically, such acceptance shall constitute Participant's signature hereof.

**APPENDIX A**

**TO**

**BLACKSTONE INC.  
AMENDED AND RESTATED 2007 EQUITY INCENTIVE PLAN**

**BX EQUITY AWARD**

**DEFERRED UNIT AGREEMENT**

**ADDITIONAL TERMS AND CONDITIONS  
FOR PARTICIPANTS OUTSIDE THE UNITED STATES**

A-1

**APPENDIX B**

**TO**

**BLACKSTONE INC.  
AMENDED AND RESTATED 2007 EQUITY INCENTIVE PLAN**

**BX EQUITY AWARD**

**DEFERRED UNIT AGREEMENT**

**COUNTRY-SPECIFIC TERMS AND CONDITIONS**

**B-1**

BLACKSTONE INC.  
AMENDED AND RESTATED 2007 EQUITY INCENTIVE PLAN

BX EQUITY AWARD

DEFERRED UNIT AGREEMENT

*Participant:*

*Date of Grant:*

*Number of Deferred Units:*

1. Grant of Deferred Units. The Company hereby grants the number of deferred units (the "Deferred Units") listed above to the Participant (the "Award"), effective as of the Date of Grant on the terms and conditions hereinafter set forth in this agreement, including any appendix, exhibit or addendum hereto (the "Award Agreement"). This grant is made pursuant to the terms of Blackstone Inc. Amended and Restated 2007 Equity Incentive Plan (as amended, modified or supplemented from time to time, the "Plan"), which is incorporated herein by reference and made a part of this Award Agreement. Each Deferred Unit represents the unfunded, unsecured right of the Participant to receive a Common Share on the delivery date(s) specified in Section 4 hereof.

2. Definitions. Capitalized terms not otherwise defined herein shall have the same meanings as in the Plan.

(a) "Cause" shall mean the occurrence or existence of any of the following as determined fairly, reasonably, on an informed basis and in good faith by the Administrator: (i) any breach by the Participant of any provision of the Non-Competition, Non-Solicitation and Confidentiality Agreements to which the Participant is a party, (ii) any material breach of any rules or regulations of the Company or its Affiliates applicable to the Participant, (iii) Participant's deliberate failure to perform his or her duties to the Company or its Affiliates, (iv) Participant's committing to or engaging in any conduct or behavior that is or may be harmful to the Company or its Affiliates in a material way; (v) any act of fraud, misappropriation, dishonesty, embezzlement or similar conduct against the Company or its Affiliates; or (vi) conviction (on the basis of a trial or by an accepted plea of guilty or nolo contendere) of a felony or crime (including any misdemeanor charge involving moral turpitude, false statements or misleading omissions, forgery, wrongful taking, embezzlement, extortion or bribery), or a determination by a court of competent jurisdiction, by a regulatory body or by a self-regulatory body having authority with respect to securities laws, rules or regulations of the applicable securities industry, that the Participant individually has violated any applicable securities laws or any rules or regulations thereunder, or any rules of any such self-regulatory body (including, without limitation, any licensing requirement), if such conviction or determination has a material adverse effect on (A) the Participant's ability to function as an employee of the Company or its Affiliates, taking into account the employment required of the Participant and the nature of the Company's or its Affiliates' business or (B) the business of the Company or its Affiliates.

(b) “Common Share” shall mean a share of the Company’s Common Stock.

(c) “Competitive Activity” means the Participant’s engagement in any activity that would constitute a violation of any non-competition covenants to which the Participant is subject under the Participant’s Employment Agreement, determined without regard to the actual duration of such non-competition covenants pursuant to the Employment Agreement.

(d) “Employment Agreement” shall mean the Contracting Employee Agreement (including all schedules and exhibits thereto), entered into between the Blackstone Administrative Services Partnership L.P. (or any of its or the Company’s Affiliates) and the Participant or, if the Participant is or becomes a Senior Managing Director, the Senior Managing Director Agreement (including all schedules and exhibits thereto), entered into between the Blackstone Holdings I L.P. (or any of its or the Company’s Affiliates) and the Participant.

(e) “Holdback Delivery Date” shall mean the second anniversary with respect to each Vesting Date (each such date, a “Scheduled Release Date”); provided, however, that if the Participant terminates Employment prior to any such Scheduled Release Date, then the Holdback Delivery Date applicable to all remaining Retention Units shall be the second anniversary of the date of the Participant’s termination of Employment.

(f) “Involuntary Termination” shall mean the Company and its Affiliates have terminated the Employment of the Participant without Cause (and in the absence of the Participant’s Disability).

(g) “Non-Competition, Non Solicitation and Confidentiality Agreement” shall mean any agreement, and any attachments or schedules thereto, entered into by and between the Participant and the Company or its Affiliates, pursuant to which the Participant has agreed, among other things, to certain restrictions relating to non-competition, non-solicitation and/or confidentiality, in order to protect the business of the Company and its Affiliates.

(h) “Qualifying Event” shall mean, during the Participant’s Employment with the Company and its Affiliates, the Participant’s death, Disability, Retirement or Involuntary Termination.

(i) “Retirement” shall mean the retirement of the Participant from his or her Employment with the Company and its Affiliates after (i) the Participant’s age plus years of service with the Company and its Affiliates totals at least 65, (ii) the Participant has reached age 55, and (iii) the Participant has had a minimum of five years of service. Notwithstanding the forgoing, if the Participant retires from his or her Employment with the Company and its Affiliates after (x) the Participant’s age plus years of service with the Company and its Affiliates totals at least 70, (y) the Participant has reached age 60, and (z) the Participant has had a minimum of ten years of service, then such retirement shall also constitute an “Enhanced Retirement” for purposes of this Award Agreement.

(j) “Retention Percentage” shall mean 25% of the vested units until the corresponding Holdback Delivery Date for each Vesting Date.

(k) “Retention Units” shall mean, on any given date, the Deferred Units that have become Vested Deferred Units and which are retained by the Company (along with the underlying Common Shares) in accordance with Section 4 hereof.

(l) “Vested Deferred Units” shall mean those Deferred Units which have become vested pursuant to Section 3 or otherwise pursuant to the Plan.

(m) “Vesting Dates” shall mean each of the First Vesting Date, the Second Vesting Date, the Third Vesting Date, the Fourth Vesting Date, and the Fifth Vesting Date.

(n) “Vesting Reference Date” shall mean \_\_\_\_\_.

### 3. Vesting.

(a) *Vesting – General.* Subject to the Participant’s continued Employment with the Company and its Affiliates, the Award shall vest on the applicable Vesting Dates as follows:

(i) \_\_\_\_\_% of the Deferred Units granted hereunder shall vest on the first anniversary of the Vesting Reference Date (the “First Vesting Date”); an additional \_\_\_\_\_% of the Deferred Units granted hereunder shall vest on the second anniversary of the Vesting Reference Date (the “Second Vesting Date”); an additional \_\_\_\_\_% of the Deferred Units granted hereunder shall vest on the third anniversary of the Vesting Reference Date (the “Third Vesting Date”); an additional \_\_\_\_\_% of the Deferred Units granted hereunder shall vest on the fourth anniversary of the Vesting Reference Date (the “Fourth Vesting Date”); and the remaining \_\_\_\_\_% of the Deferred Units granted hereunder shall vest on the fifth anniversary of the Vesting Reference Date (the “Fifth Vesting Date”).

(b) *Vesting – Qualifying Events.*

(i) *Death or Disability.* Upon the occurrence of a Qualifying Event on account of the death or Disability of the Participant, 100% of the Deferred Units granted hereunder shall vest (to the extent not previously vested) upon the date of such event.

(ii) *Involuntary Termination.* Upon the occurrence of a Qualifying Event on account of the Involuntary Termination of the Participant, 100% of the then unvested Deferred Units shall remain eligible to vest upon each of the following scheduled Vesting Dates.

(iii) *Standard Retirement.* Upon the occurrence of a Qualifying Event on account of the Retirement of the Participant that does not constitute an Enhanced Retirement, (I) 50% of the then unvested Deferred Units shall remain eligible to vest upon each of the following scheduled Vesting Dates, and (II) all other unvested Deferred Units shall be cancelled immediately and the Participant shall automatically forfeit all rights with respect to such unvested Deferred Units upon the date of such event; provided that if, following the Participant's Retirement, the Participant breaches any applicable provision of the Non-Competition, Non-Solicitation and Confidentiality Agreement to which the Participant is a party or otherwise engages in any Competitive Activity, the Participant's Deferred Units which remain undelivered as of the date of such violation or engagement in Competitive Activity, as determined by the Administrator in its sole discretion, will be forfeited without payment. As a pre-condition to a Participant's right to continued vesting and delivery of the Deferred Units following Retirement, the Administrator may require the Participant to certify in writing prior to each scheduled Vesting Date that the Participant has not breached any applicable provisions of the Participant's Non-Competition, Non-Solicitation and Confidentiality Agreement or otherwise engaged in any Competitive Activity.

(iv) *Enhanced Retirement.* Upon the occurrence of a Qualifying Event on account of the Enhanced Retirement of the Participant, 100% of the then unvested Deferred Units shall remain eligible to vest upon each of the following scheduled Vesting Dates; provided that if, following the Participant's Enhanced Retirement, the Participant breaches any applicable provision of the Non-Competition, Non-Solicitation and Confidentiality Agreement to which the Participant is a party or otherwise engages in any Competitive Activity, the Participant's Deferred Units which remain undelivered as of the date of such violation or engagement in Competitive Activity, as determined by the Administrator in its sole discretion, will be forfeited without payment. As a pre-condition to a Participant's right to continued vesting and delivery of the Deferred Units following Enhanced Retirement, the Administrator may require the Participant to certify in writing prior to each scheduled Vesting Date that the Participant has not breached any applicable provisions of the Participant's Non-Competition, Non-Solicitation and Confidentiality Agreement or otherwise engaged in any Competitive Activity.

(c) *Vesting –Terminations.* Except as otherwise set forth in Section 3(b), in the event the Participant's Employment with the Company and its Affiliates is terminated for any reason, the portion of the Award that has not yet vested pursuant to Section 3(a) or 3(b) hereof (or otherwise pursuant to the Plan) shall be cancelled immediately and the Participant shall automatically forfeit all rights with respect to such portion of the Award as of the date of such termination.

4. Delivery.

(a) *Delivery – General*. The Company shall, on each applicable Vesting Date set forth below, deliver to the Participant the Common Shares underlying the Deferred Units which vest and become Vested Deferred Units on such date; provided that on each such Vesting Date, the Company shall retain, as Retention Units (and withhold the corresponding underlying Common Shares with respect thereto) a number of Vested Deferred Units so that the aggregate number of Retention Units at such time (expressed as a percentage of the aggregate number of Deferred Units awarded to the Participant which have vested as of such date) is equal to the applicable Retention Percentage. The Common Shares underlying Retention Units will be delivered to the Participant as and when, and to the extent that, the number of Retention Units at any time exceeds the applicable Retention Percentage, as illustrated in the table below, with the Common Shares underlying any remaining Retention Units delivered to the Participant upon the corresponding Holdback Delivery Date.

	<b>Annual Vesting</b>	<b>Cumulative Vesting</b>	<b>Retention Percentage</b>	<b>Annual Delivery Percentage</b>
First Vesting Date				
Second Vesting Date				
Third Vesting Date				
Fourth Vesting Date				
Fifth Vesting Date				

(b) *Delivery – Qualifying Events*.

(i) *Death or Disability*. Upon the occurrence of a Qualifying Event on account of the Participant’s death or Disability, the Company shall, within a reasonable time following the date of such event, deliver Common Shares to the Participant in respect of 100% of the Deferred Units which vest and become Vested Deferred Units on such Date and any then outstanding Retention Units (to the extent not previously delivered).

(ii) *Involuntary Termination*. Upon the occurrence of a Qualifying Event on account of the Participant’s Involuntary Termination, the Company shall, on each subsequent Vesting Date following the date of such event, deliver Common Shares to the Participant in respect of those Deferred Units which vest and become Vested Deferred Units as of each following Vesting Date by application of Section 3(b)(ii); provided that the Company will retain such Retention Units as are necessary to meet the Retention Percentage until such requirement lapses upon the corresponding Holdback Delivery Dates(s).



(iii) *Retirement.* Following the occurrence of a Qualifying Event on account of the Participant's Retirement, the Company shall, on each subsequent Vesting Date, deliver Common Shares to the Participant in respect of those Deferred Units which vest and become Vested Deferred Units as of each following Vesting Date by application of Section 3(b)(iii) or Section 3(b)(iv), as applicable; provided that the Company will retain such Retention Units as are necessary to meet the Retention Percentage until such requirement lapses upon the corresponding Holdback Delivery Date(s).

(c) *Delivery – Terminations.* Except as otherwise set forth in Section 4(b) or 4(d), in the event the Participant's Employment with the Company and its Affiliates is terminated for any reason, the Company shall (i) within a reasonable time of such termination, deliver Common Shares to the Participant in respect of the Vested Deferred Units as of such date that are not Retention Units (if any), and (ii) deliver Common Shares to the Participant in respect of the Retention Units in accordance with the delivery schedule set forth in Section 4(a), until the corresponding Holdback Delivery Date(s), at which point the remaining Retention Units shall be delivered to the Participant.

(d) *Forfeiture – Cause Termination or Breach of Restrictive Covenants.* Notwithstanding anything to the contrary herein, upon the termination of the Participant's Employment by the Company or any of its Affiliates for Cause or upon the Participant's breach of any of the restrictive covenants contained within an applicable Non-Competition, Non-Solicitation and Confidentiality Agreement, all outstanding Deferred Units (whether or not vested) and Retention Units shall immediately terminate and be forfeited without consideration and no further Common Shares with respect of the Award shall be delivered to the Participant or to the Participant's legal representative, beneficiaries or heirs. Without limiting the foregoing, any Common Shares that have previously been delivered to the Participant or the Participant's legal representative, beneficiaries or heirs pursuant to the Award and which are still held by the Participant or the Participant's legal representative, or beneficiaries or heirs as of the date of such termination for Cause or such breach, shall also immediately terminate and be forfeited without consideration.

5. Change in Control. Notwithstanding anything to the contrary herein, in the event of a Change in Control, (i) 100% of the Deferred Units granted hereunder which then remain outstanding shall vest (to the extent not previously vested) upon the date of such Change in Control, and (ii) the Company shall deliver Common Shares to the Participant at the same times as would otherwise be delivered pursuant to Section 4(a); provided, however, if such Change in Control (or any subsequent Change in Control) would constitute "a change in the ownership or effective control" or a "change in the ownership of a substantial portion of the assets" of the Company (in each case within the meaning of Section 409A of the Code), the Company shall instead deliver Common Shares to the Participant in respect of 100% of the then outstanding Deferred Units and Retention Units (to the extent not previously delivered) on or within 10 days following such Change in Control.

6. Distributions. If on any date while vested or unvested Deferred Units are outstanding hereunder any cash distributions shall be paid on the Common Shares, the Participant shall be entitled to receive, as of such distribution date, a cash payment equal to the product of (a) the number of Deferred Units, if any, held by the Participant as of the related distribution date, multiplied by (b) the per Common Share amount of such cash distribution; provided, however, that the Company shall not be required to pay such distributions (and the Participant shall have no right to such distributions) with respect to any unvested Deferred Units if the Participant has provided or received notice of pending termination of Employment on or prior to such distribution date.

7. Adjustments Upon Certain Events. The Administrator shall, in its sole discretion, make certain substitutions or adjustments to any Retention Units or Deferred Units subject to this Award Agreement pursuant to Section 9 of the Plan.

8. No Right to Continued Employment. The granting of the Deferred Units evidenced by this Award Agreement shall impose no obligation on the Company or any Affiliate to continue the Employment of the Participant and shall not lessen or affect the Company's or its Affiliate's right to terminate the Employment of such Participant.

9. No Rights of a Holder of Common Shares. Except as otherwise provided herein, the Participant shall not have any rights as a holder of Common Shares until such Common Shares have been issued or transferred to the Participant.

10. Restrictions. Any Common Shares issued or transferred to the Participant pursuant to Section 4 of this Award Agreement shall be subject to such stop transfer orders and other restrictions as the Administrator may deem advisable under the Plan or the rules, regulations, and other requirements of the Securities and Exchange Commission, any stock exchange upon which such Common Shares are listed and any applicable U.S. or non-U.S. federal, state or local laws, and the Administrator may cause a notation or notations to be entered into the books and records of the Company to make appropriate reference to such restrictions.

11. Transferability. Unless otherwise determined or approved by the Administrator, no Deferred Units or Retention Units may be assigned, alienated, pledged, attached, sold or otherwise transferred or encumbered by the Participant other than by will or by the laws of descent and distribution, and any purported assignment, alienation, pledge, attachment, sale, transfer or encumbrance not permitted by this Section 11 shall be void and unenforceable against the Company or any Affiliate.

12. Notices. All notices, requests, claims, demands and other communications hereunder shall be in writing (including electronically) and shall be given (and shall be deemed to have been duly given upon receipt) by delivery in person, by electronic means, by courier service, by fax, or by registered or certified mail (postage prepaid, return receipt requested) to the respective parties at the following addresses (or at such other address for a party as shall be specified in a notice given in accordance with this Section 12):

(a) If to the Company, to:

Blackstone Inc.  
345 Park Avenue  
New York, New York, 10154  
Attention: Chief Legal Officer  
Fax:

(b) If to the Participant, to the address appearing in the personnel records of the Company or any Affiliate.

13. Withholding. The Participant may be required to pay to the Company or any Affiliate and the Company or any Affiliate shall have the right and is hereby authorized to withhold from any issuance or transfer due under this Award Agreement or under the Plan or from any compensation or other amount owing to the Participant, applicable withholding taxes with respect to any issuance or transfer under this Award Agreement or under the Plan and to take such action as may be necessary in the opinion of the Company to satisfy all obligations for the payment of such withholding taxes, including, without limitation, by reducing the number of Common Shares that would otherwise be transferred or issued pursuant to this Award Agreement. Without limiting the foregoing, the Administrator may, from time to time, permit the Participant to make arrangements prior to any vesting date or delivery date described herein to pay the applicable withholding taxes by remitting a check prior to the applicable vesting or delivery date.

14. Choice of Law. The interpretation, performance and enforcement of this Award Agreement shall be governed by the law of the State of New York.

15. Subject to Plan. By entering into this Award Agreement, the Participant agrees and acknowledges that the Participant has received and read a copy of the Plan. All Deferred Units, Retention Units and Common Shares issued or transferred with respect thereof are subject to the Plan. In the event of a conflict between any term or provision contained herein and a term or provision of the Plan, the applicable terms and provisions of the Plan will govern and prevail.

16. Nature of Grant. By accepting the Deferred Units, the Participant acknowledges, understands and agrees that:

(a) the Plan is established voluntarily by the Company, it is discretionary in nature and it may be modified, amended, suspended or terminated by the Company at any time;

(b) the grant of Deferred Units is exceptional, voluntary and occasional and does not create any contractual or other right to receive future grants of Deferred Units or benefits in lieu of Deferred Units, even if Deferred Units have been granted in the past;

- (c) all decisions with respect to future Deferred Units or other grants, if any, will be at the sole discretion of the Company;
- (d) the Participant is voluntarily participating in the Plan;
- (e) the Deferred Units and the underlying Common Shares, and the income from and value of same, are not intended to replace any pension rights or compensation;
- (f) unless otherwise agreed with the Company, the Deferred Units and the underlying Common Shares, and the income from and value of same, are not granted as consideration for, or in connection with, the service the Participant may provide as a director of any affiliate of the Company;
- (g) the Deferred Units and the underlying Common Shares, and the income from and value of same, are not part of normal or expected compensation for purposes of calculating any severance, resignation, termination, redundancy, dismissal, end-of-service payments, bonuses, long-service awards, indemnification, pension or retirement or welfare benefits or similar payments, benefits or rights of any kind, and in no event should be considered as compensation for, or relating in any way to, past services for the Company, the Employer or any other Affiliate;
- (h) the future value of the underlying Common Shares is unknown, indeterminable and cannot be predicted with certainty;
- (i) no claim or entitlement to compensation or damages shall arise from the forfeiture of the Deferred Units resulting from the Participant's termination of Employment (for any reason whatsoever, whether or not later found to be invalid or in breach of employment or other laws in the jurisdiction where the Participant is employed or otherwise rendering services, or the terms of his or her employment or service agreement, if any); and
- (j) for purposes of the Deferred Units, the Participant's Employment will be considered terminated (regardless of the reason for such termination and whether or not later found to be invalid or in breach of employment laws in the jurisdiction where the Participant is employed or otherwise rendering services or the terms of his or her employment or service agreement, if any) as of the date that is the earlier of (i) the date he or she is no longer actively providing services to the Company or an Affiliate or (ii) the date he or she receives notice of termination of Employment from the Company or Affiliate, and unless otherwise expressly provided in this Award Agreement or determined by the Company, the Participant's right to vest in the Deferred Units under the Plan, if any, will terminate as of such date and will not be extended by any notice period (*e.g.*, the Participant's period of service would not include any contractual notice period or any period of "garden leave" or similar period mandated under employment laws in the jurisdiction where the Participant is employed or otherwise rendering services, or the terms of his or her employment or service agreement, if any). The Administrator will have exclusive discretion to determine when the Participant is no longer actively providing services for purposes of the Deferred Units.

17. Non-U.S. and Country Specific Provisions. If the Participant resides in a country outside the United States or its territories, or is otherwise subject to the laws of a country other than the United States, the Deferred Units and any underlying Common Shares acquired under the Plan shall be subject to the additional terms and conditions set forth in Appendix A and to the terms and conditions set forth in Appendix B for the Participant's country, if any. Moreover, if the Participant relocates outside the United States or its territories, the terms and conditions set forth in Appendices A and B will apply to the Participant, to the extent the Company determines that the application of such terms and conditions is necessary or advisable for legal or administrative reasons.

18. No Advice Regarding Grant. The Company is not providing any tax, legal or financial advice, nor is the Company making any recommendations regarding the Participant's participation in the Plan, or his or her acquisition or sale of the underlying Common Shares. The Participant should consult with his or her own tax, legal, and financial advisors regarding participation in the Plan before taking any action related to the Plan.

19. Severability. The provisions of this Award Agreement are severable and if any one or more provisions are determined to be illegal or otherwise unenforceable, in whole or in part, the remaining provisions shall nevertheless be binding and enforceable.

20. Waiver. The Participant acknowledges that a waiver by the Company of breach of any provision of this Award Agreement shall not operate or be construed as a waiver of any other provision of the Award Agreement, or of any subsequent breach of this Award Agreement.

21. Entire Agreement. This Award Agreement contains the entire understanding between the parties with respect to the Deferred Units granted hereunder (including, without limitation, the vesting and delivery schedules described herein), and hereby replaces and supersedes any prior communication and arrangements between the Participant and the Company or any of its Affiliates with respect to the matters set forth herein and any other pre-existing economic or other arrangements between the Participant and the Company or any of its Affiliates.

22. Modifications. Notwithstanding any provision of this Award Agreement to the contrary, the Company reserves the right to modify the terms and conditions of this Award Agreement, including, without limitation, the timing or circumstances of the issuance or transfer of Common Shares to the Participant hereunder, to the extent such modification is determined by the Company to be necessary or advisable for legal or administrative reasons or to preserve the intended deferral of income recognition with respect to the Deferred Units and Retention Units until the issuance or transfer of Common Shares hereunder.

23. Electronic Delivery and Acceptance. The Company, in its sole discretion, may decide to deliver any documents related to current or future participation in the Plan by electronic means. Electronic delivery of a document to the Participant may be via a Company e-mail system, an online or electronic system established and maintained by a third party administrator of the Plan, or by reference to a location on a Company intranet site to which the Participant has access. The Participant hereby agrees, to the fullest extent

permitted by law, to accept electronic delivery of any documents that the Company desires or may be required to deliver (including, but not limited to, prospectuses, prospectus supplements, grant or award notifications and agreements, account statements, annual and quarterly reports, and all other agreements, forms and communications), in connection with this and any other prior or future incentive award or program offered by the Company and agrees to participate in the Plan through an on-line or electronic system established and maintained by the Company or a third party designated by the Company.

24. Signature in Counterparts. This Award Agreement may be signed in counterparts, each of which shall be an original, with the same effect as if the signatures thereto and hereto were upon the same instrument.

*[Signatures on next page.]*

IN WITNESS WHEREOF, the parties hereto have executed this Award Agreement.

**BLACKSTONE INC.**

\_\_\_\_\_  
Name:

**THE PARTICIPANT<sup>1</sup>**

\_\_\_\_\_  
Name:

<sup>1</sup> To the extent that the Company has established, either itself or through a third-party plan administrator, the ability to accept this award electronically, such acceptance shall constitute Participant's signature hereof.

**APPENDIX A**

**TO**

**BLACKSTONE INC.  
AMENDED AND RESTATED 2007 EQUITY INCENTIVE PLAN**

**BX EQUITY AWARD**

**DEFERRED UNIT AGREEMENT**

**ADDITIONAL TERMS AND CONDITIONS  
FOR PARTICIPANTS OUTSIDE THE UNITED STATES**

A-1



**APPENDIX B**

**TO**

**BLACKSTONE INC.  
AMENDED AND RESTATED 2007 EQUITY INCENTIVE PLAN**

**BX EQUITY AWARD**

**DEFERRED UNIT AGREEMENT**

**COUNTRY-SPECIFIC TERMS AND CONDITIONS**

**B-1**

**BLACKSTONE INC.**  
**AMENDED AND RESTATED 2007 EQUITY INCENTIVE PLAN**

**BX EQUITY AWARD**

**DEFERRED UNIT AGREEMENT**

*Participant:*

*Date of Grant:*

*Number of Deferred Units:*

1. Grant of Deferred Units. The Company hereby grants the number of deferred units (the "Deferred Units") listed above to the Participant (the "Award"), effective as of the Date of Grant on the terms and conditions hereinafter set forth in this agreement, including any appendix, exhibit or addendum hereto (the "Award Agreement"). This grant is made pursuant to the terms of the Blackstone Inc. Amended and Restated 2007 Equity Incentive Plan (as amended, modified or supplemented from time to time, the "Plan"), which is incorporated herein by reference and made a part of this Award Agreement. Each Deferred Unit represents the unfunded, unsecured right of the Participant to receive a Common Share on the delivery date(s) specified in Section 4 hereof.

2. Definitions. Capitalized terms not otherwise defined herein shall have the same meanings as in the Plan.

(a) "Cause" shall mean the occurrence or existence of any of the following as determined fairly, reasonably, on an informed basis and in good faith by the Administrator: (i) any material breach of any rules or regulations of the Company or its Affiliates applicable to the Participant, (ii) Participant's deliberate failure to perform his or her duties to the Company or its Affiliates, (iii) Participant's committing to or engaging in any conduct or behavior that is or may be harmful to the Company or its Affiliates in a material way; (iv) any act of fraud, misappropriation, dishonesty, embezzlement or similar conduct against the Company or its Affiliates; or (v) conviction (on the basis of a trial or by an accepted plea of guilty or nolo contendere) of a felony or crime (including any misdemeanor charge involving moral turpitude, false statements or misleading omissions, forgery, wrongful taking, embezzlement, extortion or bribery), or a determination by a court of competent jurisdiction, by a regulatory body or by a self-regulatory body having authority with respect to securities laws, rules or regulations of the applicable securities industry, that the Participant individually has violated any applicable securities laws or any rules or regulations thereunder, or any rules of any such self-regulatory body (including, without limitation, any licensing requirement), if such conviction or determination has a material adverse effect on (A) the Participant's ability to function as a director of the Company or its Affiliates, taking into account the duties and responsibilities required of the Participant and the nature of the Company's or its Affiliates' business or (B) the business of the Company or its Affiliates.

(b) "Common Share" shall mean a share of the Company's Common Stock.

(c) "Qualifying Event" shall mean, during the Participant's Employment with the Company and its Affiliates, the Participant's death, Disability or Retirement.

(d) "Retirement" shall mean the retirement of the Participant from his or her Employment with the Company and its Affiliates after (i) the Participant's age plus years of service with the Company and its Affiliates totals at least 65, (ii) the Participant has reached age 55, and (iii) the Participant has had a minimum of five years of service. Notwithstanding the forgoing, if the Participant retires from his or her Employment with the Company and its Affiliates after (x) the Participant's age plus years of service with the Company and its Affiliates totals at least 70, (y) the Participant has reached age 60, and (z) the Participant has had a minimum of ten years of service, then such retirement shall also constitute an "Enhanced Retirement" for purposes of this Award Agreement.

(e) "Vested Deferred Units" shall mean those Deferred Units which have become vested pursuant to Section 3 or otherwise pursuant to the Plan.

(f) "Vesting Date" shall mean the first anniversary of the Vesting Reference Date.

(g) "Vesting Reference Date" shall mean \_\_\_\_\_.

### 3. Vesting.

(a) *Vesting – General*. Subject to the Participant's continued Employment with the Company and its Affiliates, the entire Award shall cliff vest on the Vesting Date.

(b) *Vesting – Qualifying Events*.

(i) *Death or Disability*. Upon the occurrence of a Qualifying Event on account of the death or Disability of the Participant, 100% of the Deferred Units granted hereunder shall vest (to the extent not previously vested) upon the date of such event.

(ii) *Standard Retirement*. Upon the occurrence of a Qualifying Event on account of the Retirement of the Participant that does not constitute an Enhanced Retirement, (I) 50% of the then unvested Deferred Units shall remain eligible to vest upon the Vesting Date, and (II) all other unvested Deferred Units shall be cancelled immediately and the Participant shall automatically forfeit all rights with respect to such unvested Deferred Units upon the date of such event.

(iii) *Enhanced Retirement*. Upon the occurrence of a Qualifying Event on account of the Enhanced Retirement of the Participant, 100% of the then unvested Deferred Units shall remain eligible to vest upon the Vesting Date.

(c) *Vesting – Terminations*. Except as otherwise set forth in Section 3(b), in the event the Participant's Employment with the Company and its Affiliates is terminated for any reason, the portion of the Award that has not yet vested pursuant to Section 3(a) or 3(b) hereof (or otherwise pursuant to the Plan) shall be cancelled immediately and the Participant shall automatically forfeit all rights with respect to such portion of the Award as of the date of such termination.

#### 4. Delivery.

(a) *Delivery – General.* The Company shall, on the Vesting Date, deliver to the Participant the Common Shares underlying the Deferred Units which vest and become Vested Deferred Units on such date.

(b) *Delivery – Qualifying Events.*

(i) *Death or Disability.* Upon the occurrence of a Qualifying Event on account of the Participant's death or Disability, the Company shall, within a reasonable time following the date of such event, deliver Common Shares to the Participant in respect of 100% of the Deferred Units which vest and become Vested Deferred Units on such date.

(ii) *Retirement.* Following the occurrence of a Qualifying Event on account of the Participant's Retirement, the Company shall, on the Vesting Date, deliver Common Shares to the Participant in respect of those Deferred Units which vest and become Vested Deferred Units as of the Vesting Date by application of Section 3(b)(ii) or Section 3(b)(iii), as applicable.

(c) *Delivery – Terminations.* Except as otherwise set forth in Section 4(b) or 4(d), in the event the Participant's Employment with the Company and its Affiliates is terminated for any reason, the Company shall (i) within a reasonable time of such termination, deliver Common Shares to the Participant in respect of the Vested Deferred Units as of such date.

(d) *Forfeiture – Cause Termination.* Notwithstanding anything to the contrary herein, upon the termination of the Participant's Employment by the Company or any of its Affiliates for Cause, all outstanding Deferred Units (whether or not vested) shall immediately terminate and be forfeited without consideration and no further Common Shares with respect of the Award shall be delivered to the Participant or to the Participant's legal representative, beneficiaries or heirs. Without limiting the foregoing, any Common Shares that have previously been delivered to the Participant or the Participant's legal representative, beneficiaries or heirs pursuant to the Award and which are still held by the Participant or the Participant's legal representative, or beneficiaries or heirs as of the date of such termination for Cause, shall also immediately terminate and be forfeited without consideration.

5. Change in Control. Notwithstanding anything to the contrary herein, in the event of a Change in Control, (i) 100% of the Deferred Units granted hereunder which then remain outstanding shall vest (to the extent not previously vested) upon the date of such Change in Control, and (ii) the Company shall deliver Common Shares to the Participant at the same time as would otherwise be delivered pursuant to Section 4(a); provided, however, if such Change in Control (or any subsequent Change in Control) would constitute "a change in the ownership or

effective control” or a “change in the ownership of a substantial portion of the assets” of the Company (in each case within the meaning of Section 409A of the Code), the Company shall instead deliver Common Shares to the Participant in respect of 100% of the then outstanding Deferred Units (to the extent not previously delivered) on or within 10 days following such Change in Control.

6. Distributions. If on any date while vested or unvested Deferred Units are outstanding hereunder any cash distributions shall be paid on the Common Shares, the Participant shall be entitled to receive, as of such distribution date, a cash payment equal to the product of (a) the number of Deferred Units, if any, held by the Participant as of the related distribution date, multiplied by (b) the per Common Share amount of such cash distribution.

7. Adjustments Upon Certain Events. The Administrator shall, in its sole discretion, make certain substitutions or adjustments to any Deferred Units subject to this Award Agreement pursuant to Section 9 of the Plan.

8. No Right to Continued Employment. The granting of the Deferred Units evidenced by this Award Agreement shall impose no obligation on the Company or any Affiliate to continue the Employment of the Participant and shall not lessen or affect the Company’s or its Affiliate’s right to terminate the Employment of such Participant.

9. No Rights of a Holder of Common Shares. Except as otherwise provided herein, the Participant shall not have any rights as a holder of Common Shares until such Common Shares have been issued or transferred to the Participant.

10. Restrictions. Any Common Shares issued or transferred to the Participant pursuant to Section 4 of this Award Agreement shall be subject to such stop transfer orders and other restrictions as the Administrator may deem advisable under the Plan or the rules, regulations, and other requirements of the Securities and Exchange Commission, any stock exchange upon which such Common Shares are listed and any applicable U.S. or non-U.S. federal, state or local laws, and the Administrator may cause a notation or notations to be entered into the books and records of the Company to make appropriate reference to such restrictions.

11. Transferability. Unless otherwise determined or approved by the Administrator, no Deferred Units may be assigned, alienated, pledged, attached, sold or otherwise transferred or encumbered by the Participant other than by will or by the laws of descent and distribution, and any purported assignment, alienation, pledge, attachment, sale, transfer or encumbrance not permitted by this Section 11 shall be void and unenforceable against the Company or any Affiliate.

12. Notices. All notices, requests, claims, demands and other communications hereunder shall be in writing (including electronically) and shall be given (and shall be deemed to have been duly given upon receipt) by delivery in person, by electronic means, by courier service, by fax, or by registered or certified mail (postage prepaid, return receipt requested) to the respective parties at the following addresses (or at such other address for a party as shall be specified in a notice given in accordance with this Section 12):

- (a) If to the Company, to:

Blackstone Inc.  
345 Park Avenue  
New York, New York, 10154  
Attention: Chief Legal Officer  
Fax:

- (b) If to the Participant, to the address appearing in the personnel records of the Company or any Affiliate.

13. Withholding. The Participant may be required to pay to the Company or any Affiliate, and the Company or any Affiliate shall have the right and is hereby authorized to withhold from any issuance or transfer due under this Award Agreement or under the Plan or from any compensation or other amount owing to the Participant, applicable withholding taxes with respect to any issuance or transfer under this Award Agreement or under the Plan and to take such action as may be necessary in the opinion of the Company to satisfy all obligations for the payment of such withholding taxes, including, without limitation, by reducing the number of Common Shares that would otherwise be transferred or issued pursuant to this Award Agreement. Without limiting the foregoing, the Administrator may, from time to time, permit the Participant to make arrangements prior to any vesting date or delivery date described herein to pay the applicable withholding taxes by remitting a check prior to the applicable vesting or delivery date.

14. Choice of Law. The interpretation, performance and enforcement of this Award Agreement shall be governed by the law of the State of New York.

15. Subject to Plan. By entering into this Award Agreement, the Participant agrees and acknowledges that the Participant has received and read a copy of the Plan. All Deferred Units and Common Shares issued or transferred with respect thereof are subject to the Plan. In the event of a conflict between any term or provision contained herein and a term or provision of the Plan, the applicable terms and provisions of the Plan will govern and prevail.

16. Nature of Grant. By accepting the Deferred Units, the Participant acknowledges, understands and agrees that:

(a) the Plan is established voluntarily by the Company, it is discretionary in nature and it may be modified, amended, suspended or terminated by the Company at any time;

(b) the grant of Deferred Units is exceptional, voluntary and occasional and does not create any contractual or other right to receive future grants of Deferred Units or benefits in lieu of Deferred Units, even if Deferred Units have been granted in the past;

(c) all decisions with respect to future Deferred Units or other grants, if any, will be at the sole discretion of the Company;

(d) the Participant is voluntarily participating in the Plan;

(e) the Deferred Units and the underlying Common Shares, and the income from and value of same, are not intended to replace any pension rights or compensation;

(f) unless otherwise agreed with the Company, the Deferred Units and the underlying Common Shares, and the income from and value of same, are not granted as consideration for, or in connection with, the service the Participant may provide as a director of any affiliate of the Company;

(g) the Deferred Units and the underlying Common Shares, and the income from and value of same, are not part of normal or expected compensation for purposes of calculating any severance, resignation, termination, redundancy, dismissal, end-of-service payments, bonuses, long-service awards, indemnification, pension or retirement or welfare benefits or similar payments, benefits or rights of any kind, and in no event should be considered as compensation for, or relating in any way to, past services for the Company or any of its Affiliates;

(h) the future value of the underlying Common Shares is unknown, indeterminable and cannot be predicted with certainty;

(i) no claim or entitlement to compensation or damages shall arise from the forfeiture of the Deferred Units resulting from the Participant's termination of Employment (for any reason whatsoever); and

(j) for purposes of the Deferred Units, the Participant's Employment will be considered terminated (regardless of the reason for such termination) as of the date that is the earlier of (i) the date he or she is no longer actively providing services to the Company or an Affiliate or (ii) the date he or she receives notice of termination of Employment from the Company or its applicable Affiliate, and unless otherwise expressly provided in this Award Agreement or determined by the Company, the Participant's right to vest in the Deferred Units under the Plan, if any, will terminate as of such date. The Administrator will have exclusive discretion to determine when the Participant is no longer actively providing services for purposes of the Deferred Units.

17. Non-U.S. and Country Specific Provisions. If the Participant resides in a country outside the United States or its territories, or is otherwise subject to the laws of a country other than the United States, the Deferred Units and any underlying Common Shares acquired under the Plan shall be subject to the additional terms and conditions set forth in Appendix A and to the terms and conditions set forth in Appendix B for the Participant's country, if any. Moreover, if the Participant relocates outside the United States or its territories, the terms and conditions set forth in Appendices A and B will apply to the Participant, to the extent the Company determines that the application of such terms and conditions is necessary or advisable for legal or administrative reasons.

18. No Advice Regarding Grant. The Company is not providing any tax, legal or financial advice, nor is the Company making any recommendations regarding the Participant's participation in the Plan, or his or her acquisition or sale of the underlying Common Shares. The Participant should consult with his or her own tax, legal, and financial advisors regarding participation in the Plan before taking any action related to the Plan.

19. Severability. The provisions of this Award Agreement are severable and if any one or more provisions are determined to be illegal or otherwise unenforceable, in whole or in part, the remaining provisions shall nevertheless be binding and enforceable.

20. Waiver. The Participant acknowledges that a waiver by the Company of breach of any provision of this Award Agreement shall not operate or be construed as a waiver of any other provision of the Award Agreement, or of any subsequent breach of this Award Agreement.

21. Entire Agreement. This Award Agreement contains the entire understanding between the parties with respect to the Deferred Units granted hereunder (including, without limitation, the vesting and delivery schedules described herein), and hereby replaces and supersedes any prior communication and arrangements between the Participant and the Company or any of its Affiliates with respect to the matters set forth herein and any other pre-existing economic or other arrangements between the Participant and the Company or any of its Affiliates.

22. Modifications. Notwithstanding any provision of this Award Agreement to the contrary, the Company reserves the right to modify the terms and conditions of this Award Agreement, including, without limitation, the timing or circumstances of the issuance or transfer of Common Shares to the Participant hereunder, to the extent such modification is determined by the Company to be necessary or advisable for legal or administrative reasons or to preserve the intended deferral of income recognition with respect to the Deferred Units until the issuance or transfer of Common Shares hereunder.

23. Electronic Delivery and Acceptance. The Company, in its sole discretion, may decide to deliver any documents related to current or future participation in the Plan by electronic means. Electronic delivery of a document to the Participant may be via a Company e-mail system, an online or electronic system established and maintained by a third party administrator of the Plan, or by reference to a location on a Company intranet site to which the Participant has access. The Participant hereby agrees, to the fullest extent permitted by law, to accept electronic delivery of any documents that the Company desires or may be required to deliver (including, but not limited to, prospectuses, prospectus supplements, grant or award notifications and agreements, account statements, annual and quarterly reports, and all other agreements, forms and communications), in connection with this and any other prior or future incentive award or program offered by the Company and agrees to participate in the Plan through an on-line or electronic system established and maintained by the Company or a third party designated by the Company.

24. Signature in Counterparts. This Award Agreement may be signed in counterparts, each of which shall be an original, with the same effect as if the signatures thereto and hereto were upon the same instrument.

*[Signatures on next page.]*



IN WITNESS WHEREOF, the parties hereto have executed this Award Agreement.

**BLACKSTONE INC.**

\_\_\_\_\_  
Name:

**THE PARTICIPANT<sup>1</sup>**

\_\_\_\_\_  
Name:

<sup>1</sup> To the extent that the Company has established, either itself or through a third-party plan administrator, the ability to accept this award electronically, such acceptance shall constitute Participant's signature hereof.

**APPENDIX A**

**TO**

**BLACKSTONE INC.  
AMENDED AND RESTATED 2007 EQUITY INCENTIVE PLAN**

**BX EQUITY AWARD**

**DEFERRED UNIT AGREEMENT**

**ADDITIONAL TERMS AND CONDITIONS  
FOR PARTICIPANTS OUTSIDE THE UNITED STATES**

A-1

**APPENDIX B**

**TO**

**BLACKSTONE INC.  
AMENDED AND RESTATED 2007 EQUITY INCENTIVE PLAN**

**BX EQUITY AWARD**

**DEFERRED UNIT AGREEMENT  
COUNTRY-SPECIFIC TERMS AND CONDITIONS**

B-1

**Blackstone Inc.****Securities Trading Policy and Procedures  
Governing Transactions in Blackstone Securities****Introduction**

Blackstone Inc.'s ("Blackstone") directors, officers and employees (collectively, the "Covered Parties") are required to abide by all applicable laws (e.g., federal and state securities laws and regulations) including, but not limited to, those prohibiting insider trading and the misuse of material, non-public information (as defined below).

In order to comply with insider trading laws, protect Blackstone's reputation for integrity and avoid even the appearance of impropriety, Blackstone has adopted this Securities Trading Policy and Procedures Governing Transactions in Blackstone Securities (the "Policy"). This Policy applies to Blackstone and all Covered Parties and is designed to promote compliance with insider trading laws and to protect Blackstone and the Covered Parties from the very serious liability and penalties that can result from violations of these laws. This policy is an important part of Blackstone's commitment to maintaining its reputation for integrity and ethical conduct.

It is Blackstone's policy that neither Blackstone nor the Covered Parties may trade Blackstone Securities (as defined below) while in possession of material, non-public information. Blackstone and the Covered Parties are also prohibited from disclosing such information to others who might use such information as the basis for an investment decision (commonly referred to as "tipping"). However, the matters set forth in this Policy are guidelines only and are not intended to replace the Covered Parties' responsibility to understand and comply with the legal prohibition on insider trading. Appropriate judgment should be exercised in connection with all securities trading. If you have specific questions regarding this Policy or applicable law, please contact Blackstone's Legal and Compliance Department ("LCD"). While this Policy governs transactions in Blackstone Securities, Covered Parties are encouraged to consult the LCD for additional policies and procedures applicable to transactions in securities issued by issuers other than Blackstone.

**Material, Non-Public Information**

During the course of employment by or association with Blackstone, the Covered Parties may learn of or have access to non-public information concerning Blackstone's business, clients, affairs, operations, strategies, policies, procedures, organizational and personnel matters related to current or former employees. Such non-public information, may include compensation and investment arrangements, terms of agreements, financial structure, financial position, financial results or other financial affairs, actual or proposed transactions or investments, investment results, existing or prospective clients or investors, computer programs or other confidential information related to the business of Blackstone or to its affiliates, actual or prospective portfolio companies or other third parties (all of such information, from whatever source learned or obtained and regardless of Blackstone's connection to the information, is "Confidential Information"). Under certain circumstances, Confidential Information may also be considered material to Blackstone ("material, non-public information"). Subject to the terms and conditions of this Policy, Covered Parties are prohibited from trading Blackstone Securities at any time when the Covered Party is in possession of material, non-public information concerning Blackstone or its securities.

Information is material to Blackstone if it has potential "market significance," meaning that (i) it is reasonably likely to have a substantial effect on the price of Blackstone's securities, (ii) there is a substantial likelihood that knowledge of the information would be considered important by the reasonable

investor in making an investment decision regarding Blackstone's securities, or (iii) there is a substantial likelihood that the reasonable investor would consider disclosure of the information to significantly alter the "total mix" of information publicly available relating to Blackstone's securities. As a common sense guide, for purposes of this Policy, information should be considered material if public disclosure of the information would likely affect the consideration of whether to trade, or the market price of, Blackstone's securities.

Information should be considered non-public unless the Covered Parties can point to some specific fact or event indicating that the information has been generally disseminated to the public, such as disclosure in a press release, distributed through a widely disseminated news or wire service, on the Internet, in newspapers or radio, or television or other public media or in publicly filed documents with the Securities and Exchange Commission ("SEC") or other government agency or office. Information is not "public" if disseminated through unauthorized sources, such as market rumors or speculation even when such rumors or speculation are true.

Whether information is material, non-public information depends on all of the facts and circumstances of a given situation, and the determination may require the application of sophisticated legal analysis that itself depends on the evolving state of the law. Accordingly, when Covered Parties have any doubt whatsoever as to whether information in their possession is material, non-public information, from whatever source learned or obtained, they must (i) treat the information as material, non-public information, (ii) refrain from trading in Blackstone Securities, (iii) refrain from communicating the information further, and (iv) promptly contact the LCD. Covered Parties are not to make any judgments regarding whether information is material, non-public information on their own; such judgments are to be made only in connection with LCD personnel.

Information learned from government officials, lobbyists or political consultants (each, a "Government Insider") could be considered material, non-public information if it is information concerning a company, security, industry or economic sector, or real or personal property that is not available to the general public and would be considered important when making an investment decision in Blackstone Securities. If a Covered Party receives information from a Government Insider and is unsure if it would be considered material, non-public information, such Covered Party should contact the LCD.

**AS A GENERAL RULE, BLACKSTONE AND ALL COVERED PARTIES ARE PROHIBITED FROM TRADING IN BLACKSTONE SECURITIES WHILE IN POSSESSION OF, OR TIPPING ON THE BASIS OF, MATERIAL, NON-PUBLIC INFORMATION, WHETHER ON BEHALF OF BLACKSTONE OR THEIR PERSONAL OR FAMILY ACCOUNTS. TRADING IN BLACKSTONE SECURITIES WHILE IN POSSESSION OF, OR TIPPING ON THE BASIS OF, MATERIAL, NON-PUBLIC INFORMATION COULD ALSO RESULT IN CIVIL OR CRIMINAL LIABILITY, INCLUDING FINES, IMPRISONMENT, DISGORGEMENT OF THE PROFITS REALIZED OR LOSSES AVOIDED AS A RESULT OF THE ILLEGAL TRADING OR TIPPING AND OTHER SANCTIONS. COVERED PARTIES SHOULD BE AWARE THAT BLACKSTONE MAY INITIATE OR COOPERATE IN PROCEEDINGS RESULTING IN SUCH LIABILITY.**

Any questions as to whether information is material or has been adequately disclosed should be directed to the LCD.

### **Securities Trading**

Except as provided below, Blackstone's policies and procedures regarding securities trading apply to transactions (e.g., any purchase, sale or other transaction to acquire or dispose of Blackstone Securities, including derivative exercises, gifts or other contributions, exercises of stock options, sale of stock acquired upon the exercise of options or upon the exchange of other derivative securities involving all equity and debt securities of Blackstone, including, but not limited to, common and preferred stock,

instruments convertible or exchangeable into equity or debt securities (including Blackstone Holdings Partnership Units), and trades made under Employee benefit plans), any financial instruments relating to any such securities, including swaps, options, warrants, securities futures, or other similar instruments, and all other debt and equity investments related to Blackstone that are considered securities (collectively, “Blackstone Securities”).

#### *Transactions in Blackstone Securities*

The following prohibitions and/or restrictions apply to transactions in Blackstone Securities:

- Covered Parties are prohibited from engaging in transactions in securities issued by Blackstone at any time when such Covered Party has material, non-public information regarding Blackstone or its securities.
- Covered Parties are prohibited from tipping material, non-public information to any other person (including family members), and no Covered Parties may make trade recommendations on the basis of material, non-public information.
- Covered Parties are prohibited from engaging in transactions in Blackstone Securities that are inconsistent with a long-term investment in Blackstone, signal a lack of confidence in Blackstone or may lead to the appearance of insider trading. Such transactions include any trading activity designed to profit from fluctuations in the price of Blackstone Securities, such as “day trading” and arbitrage trading, short sales, buying on margin, and the use of forward contracts, equity swaps, collars, exchange funds, puts, calls, options and other derivatives or any instruments designed to increase in value as a result of, or hedge or offset any decrease in, the market value of Blackstone Securities.
- Covered Parties are prohibited from trading in Blackstone common stock and certain other Blackstone Securities outside of quarterly open trading “window” periods, unless pursuant to a valid trading plan under Rule 10b5-1 (a “10b5-1 Plan”) of the Securities Exchange Act of 1934, as amended (the “Exchange Act”). Details on window periods are maintained and published by the LCD. Hardship or other special exceptions may be allowed on a case-by-case basis after the LCD determines that the Covered Party is not in possession of material, non-public information.
- Transactions by Covered Parties in Blackstone Securities generally must be pre-approved by the LCD. The LCD may deny, limit or modify Covered Party requests at its discretion without reason and without explanation. Blackstone non-employee directors may request pre-clearance by contacting the LCD in the manner directed by the LCD from time to time. Blackstone officers and employees may request pre-clearance by submitting a Personal Trade Request via the LCD intranet page with the details of the specific Blackstone Securities proposed to be traded and any other information requested by the LCD. A member of the LCD will respond to all requests by approving or denying the request (in whole or in part). Such requests will be accepted for processing until 9:00 a.m. New York time each business day, unless otherwise permitted by the LCD, and approvals will be valid until the close of business the day that they are received, irrespective of the location of the requesting Covered Party. Unless otherwise permitted by the LCD, any requests submitted after 9:00 a.m. New York time will be processed on the following business day. If for any reason a Covered Party delays the execution of a transaction beyond the scope of the approval, they must again seek approval for the transaction from the LCD. Transactions in Blackstone common stock by Blackstone employees generally must take place in such employee’s account with such broker approved by the LCD from time to time. Notwithstanding the receipt of approval, a Covered Party may not trade in Blackstone Securities if such Covered Party subsequently becomes aware of material, non-public information prior to executing the transaction.

- Blackstone may from time to time implement event-specific blackout periods. Such blackout periods might be imposed on all Covered Parties of Blackstone or they might be imposed on a subset of such individuals (for example, officers or employees or all personnel in a given business unit). Covered Parties affected shall not trade in Blackstone Securities while such blackout is in effect, and shall not disclose to others inside or outside Blackstone that such blackout has been imposed.
- Subject to the LCD's pre-clearance in each instance, directors, officers, and certain other senior personnel will be allowed to adopt trading plans, including Rule 10b5-1 plans, which enable them to trade on a regular, prescribed basis in Blackstone common stock, provided that any such 10b5-1 plans satisfy the conditions and limitations set forth in Rule 10b5-1 under the Exchange Act. A 10b5-1 plan can only be established at a time when a Covered Party do not possess material, non-public information. Therefore, Covered Parties cannot enter into these plans at any time when in possession of material, non-public information and, in addition, Covered Parties cannot enter into these plans outside designated open trading window periods. Any modification or termination of a trading plan, including a 10b5-1 plan, shall also be subject to the LCD's pre-clearance. Blackstone has the right to deny approval for any trading plan, including a 10b5-1 plan, without reason and without explanation. Covered Parties should not engage in speculation as to the reasons for the grant or denial of approval.
- No Covered Party may borrow against any account in which the Blackstone Securities are held or pledge Blackstone Securities as collateral for a loan, without first obtaining pre-clearance. Unless otherwise permitted by the LCD, requests for pre-clearance must be submitted to the LCD at least two (2) weeks prior to the execution of the documents evidencing the proposed pledge. The LCD is under no obligation to approve any request for pre-clearance and may determine not to permit the arrangement for any reason.
- There is a minimum sixty (60) day hold period for Blackstone Securities purchased by officers and employees.
- LCD approval in advance of Covered Parties' trading in Blackstone Securities is permitted on an aggregate basis with the appropriate LCD documentation.
- The LCD reserves the right to make exceptions to the aforementioned restrictions if the Covered Party can demonstrate (i) bona fide financial hardship, or other special circumstances, and (ii) that they are not in possession of material, non-public information.

#### *Certain Limited Exceptions*

The prohibition on transactions in Blackstone Securities set forth in this Policy does not apply to:

- distributions or transfers (such as certain tax planning or estate planning transfers) that effect only a change in the form of beneficial interest without changing the Covered Party's pecuniary interest in Blackstone Securities, provided that prior written notice of such distribution or transfer is provided to the LCD;
- the withholding by Blackstone of shares of restricted stock, shares underlying restricted stock units or shares subject to an option, in each case to satisfy tax withholding requirements;
- participation in a Dividend Reinvestment Program ("DRIP") for Blackstone Securities with pre-clearance to activate and deactivate the DRIP;

- the execution of transactions pursuant to a 10b5-1 plan which has been approved by Blackstone in accordance with this Policy;
- the exchange of Blackstone Holdings Partnership Units for shares of Blackstone common stock pursuant to the terms of Blackstone's Amended and Restated Exchange Agreement (as may be further amended from time to time); however, the sale of any such Blackstone common stock acquired upon such exchange shall be subject to this Policy; and
- sales of Blackstone Securities as a selling stockholder in a registered public offering in accordance with applicable securities laws.

### **Share Repurchase Programs**

Share repurchase programs (including programs pursuant to 10b5-1 trading plans) may only be implemented and executed by Blackstone during Blackstone's open trading window or pursuant to a 10b5-1 trading plan that was entered during an open trading window and satisfies the various conditions and limitations set forth in Rule 10b5-1 under the Exchange Act, and in all instances only after the Blackstone finance personnel overseeing the repurchase has confirmed with the LCD that Blackstone is not in possession of material, non-public information. In evaluating whether Blackstone is in possession of material, non-public information, the LCD should directly engage with Blackstone's senior leadership.

### *Legal Effect of This Policy*

Blackstone's Policy with respect to securities trading and the procedures that implement this Policy are not intended to serve as precise recitations of the legal prohibitions against insider trading and tipping which are highly complex, fact specific and evolving. Certain of the procedures are designed to prevent even the appearance of impropriety and in some respects may be more restrictive than the securities laws. Therefore, these procedures are not intended to serve as a basis for establishing civil or criminal liability that would not otherwise exist.



**List of Subsidiaries**

The following entities, and the jurisdiction in which they are organized, are included in the consolidated results of Blackstone Inc. as of December 31, 2024.

<u>Name</u>	<u>Jurisdiction of Incorporation or Organization</u>
590 Lex Ave Club Inc.	New York
601 Shared Services L.L.C.	Delaware
Argon Holdco LLC	Delaware
BAAM CV GP L.P.	Delaware
BAAM CV L.L.C.	Delaware
BCEP 2 Holdings Manager (CYM) L.L.C.	Cayman Islands
BCEP 2 Holdings Manager L.L.C.	Delaware
BCEP GP L.L.C.	Delaware
BCEP II GP L.L.C.	Delaware
BCEP II Side-by-Side GP L.L.C.	Delaware
BCEP LR Associates (Cayman) II Ltd.	Cayman Islands
BCEP LR Associates (Cayman) Ltd.	Cayman Islands
BCEP LR Associates (Cayman) NQ Ltd.	Cayman Islands
BCEP NQ GP L.L.C.	Delaware
BCEP Side-by-Side GP L.L.C.	Delaware
BCEP Side-by-Side GP NQ L.L.C.	Delaware
BCEP/BIP Holdings Manager L.L.C.	Cayman Islands
BCLA L.L.C.	Delaware
BCLO Advisors L.L.C.	Delaware
BCOM Side-by-Side GP L.L.C.	Delaware
BCP 8 Holdings Manager (CYM) L.L.C.	Cayman Islands
BCP 8 Holdings Manager L.L.C.	Delaware
BCP 8 Holdings Mozart Manager L.L.C.	Delaware
BCP 8/BCP Asia 2 Holdings Manager (CYM) L.L.C.	Cayman Islands
BCP 8/BCP Asia Holdings Manager (CYM) L.L.C.	Cayman Islands
BCP 8/BEP 3 Holdings Manager (CYM) L.L.C.	Cayman Islands
BCP 8/BEP 3 Holdings Manager L.L.C.	Delaware
BCP 8/BEP 3/BCP Asia Holdings Manager (CYM) L.L.C.	Cayman Islands
BCP 9 Holdings Manager L.L.C.	Delaware
BCP 9/BCP Asia 2 Holdings Manager (CYM) L.L.C.	Cayman Islands
BCP 9/BETP 4 Holdings Manager (CYM) L.L.C.	Cayman Islands
BCP 9/BETP 4 Holdings Manager L.L.C.	Delaware
BCP Asia 2 Holdings Manager (CYM) L.L.C.	Cayman Islands
BCP Asia Athena ESC (Cayman) Ltd.	Cayman Islands
BCP Asia II Side-by-Side GP L.L.C.	Delaware
BCP Asia III Side-by-Side GP L.L.C.	Delaware
BCP Asia Side-by-Side GP L.L.C.	Delaware
BCP Asia Side-by-Side GP NQ L.L.C.	Delaware
BCP CC Holdings GP L.L.C.	Delaware
BCP IV GP L.L.C.	Delaware
BCP IV Side-by-Side GP L.L.C.	Delaware
BCP IX GP L.L.C.	Delaware

<u>Name</u>	<u>Jurisdiction of Incorporation or Organization</u>
BCP IX Side-by-Side GP L.L.C.	Delaware
BCP SGP IV GP L.L.C.	Delaware
BCP V GP L.L.C.	Delaware
BCP V Side-by-Side GP L.L.C.	Delaware
BCP V USS Side-by-Side GP L.L.C.	Delaware
BCP VI GP L.L.C.	Delaware
BCP VI GP NQ L.L.C.	Delaware
BCP VI SBS ESC Holdco L.P.	Delaware
BCP VI Side-by-Side GP L.L.C.	Delaware
BCP VI/BEP Holdings Manager L.L.C.	Delaware
BCP VI/BEP II/BEP Holdings Manager L.L.C.	Delaware
BCP VII ESC Mime (Cayman) Ltd.	Cayman Islands
BCP VII GP L.L.C.	Delaware
BCP VII Holdings Manager - NQ L.L.C.	Delaware
BCP VII Holdings Manager (Cayman) L.L.C.	Delaware
BCP VII Holdings Manager L.L.C.	Delaware
BCP VII NQ GP L.L.C.	Delaware
BCP VII Side-by-Side GP L.L.C.	Delaware
BCP VII Side-by-Side GP NQ L.L.C.	Delaware
BCP VII/BCP Asia Holdings Manager (Cayman) L.L.C.	Delaware
BCP VII/BEP II Holdings Manager - NQ L.L.C.	Delaware
BCP VII/BEP II Holdings Manager L.L.C.	Delaware
BCP VIII GP L.L.C.	Delaware
BCP VIII Side-by-Side GP L.L.C.	Delaware
BCP VI-NQ Side-by-Side GP L.L.C.	Delaware
BCP V-NQ (Cayman II) GP L.L.C.	Delaware
BCP V-NQ GP L.L.C.	Delaware
BCVA L.L.C.	Delaware
BCVP Side-by-Side GP L.L.C.	Delaware
BEFIP III - ESC Helios Holdco L.P.	Delaware
BEP 3 Holdings Manager L.L.C.	Delaware
BEP GP L.L.C.	Delaware
BEP II ESC Mime (Cayman) Ltd.	Cayman Islands
BEP II GP L.L.C.	Delaware
BEP II Side-by-Side GP L.L.C.	Delaware
BEP II Side-by-Side GP NQ L.L.C.	Delaware
BEP III Side-by-Side GP L.L.C.	Delaware
BEP NQ Side-by-Side GP L.L.C.	Delaware
BEP Side-by-Side GP L.L.C.	Delaware
BEPIF (Aggregator) SCSp	Luxembourg
BEPIF Pillar Europe (General Partner) Limited	Cayman Islands
BEPIF Pillar Europe Holdco L.P.	Cayman Islands
BEPIF Pillar Europe Topco L.P.	Cayman Islands
BETP 4 Holdings Manager (CYM) L.L.C.	Cayman Islands
BETP 4 Holdings Manager L.L.C.	Delaware
BETP Associate (LUX) Sky S.à r.l.	Luxembourg
BETP IV Side-by-Side GP L.L.C.	Delaware
BFIP (Cayman) Salt VI Ltd.	Cayman Islands
BFIP (Cayman) Salt VI-ESC Ltd.	Cayman Islands

<u>Name</u>	<u>Jurisdiction of Incorporation or Organization</u>
BG(HK)L Holdings L.L.C.	Delaware
BIA (Cayman) GP L.L.C.	Delaware
BIA (Cayman) GP L.P.	Cayman Islands
BIA (Cayman) GP NQ L.L.C.	Delaware
BIA (Cayman) GP NQ L.P.	Cayman Islands
BIA GP L.L.C.	Delaware
BIA GP L.P.	Delaware
BIA GP NQ L.L.C.	Delaware
BIA GP NQ L.P.	Delaware
Bingo Holdings Limited	Cayman Islands
BIP Europe (CYM) L.P.	Cayman Islands
BIP Holdings Manager L.L.C.	Delaware
BIP Rollover Aggregator L.P.	Delaware
BIP Ulysses GP Holdings Manager L.L.C.	Cayman Islands
BIP Ulysses Guarantor GP Holdings Manager L.L.C.	Cayman Islands
BISA Co-Invest Associates L.L.C.	Delaware
BISG - A GP - NQ L.L.C.	Delaware
Bison RC Option Associates LLC	Delaware
Blackstone (China) Equity Investment Management Company Limited	China
Blackstone (FM) Real Estate LLP	United Kingdom
Blackstone (FM) Real Estate Supervisory GP LLP	United Kingdom
Blackstone (Shanghai) Equity Investment Management Company Limited	China
Blackstone (Shanghai) Private Fund Management Co., Ltd.	China
Blackstone / GSO Capital Solutions Overseas Associates LLC	Delaware
Blackstone ABF Agent LLC	Delaware
Blackstone ABF Whole Loan Associates LLC	Delaware
Blackstone Administrative Services Canada ULC	Canada
Blackstone Administrative Services Partnership L.P.	Delaware
Blackstone Advisors India Private Limited	India
Blackstone Advisors Korea Limited	South Korea
Blackstone Advisory Services L.L.C.	Delaware
Blackstone AG Associates L.P.	Cayman Islands
Blackstone AG L.L.C.	Delaware
Blackstone AG Ltd.	Cayman Islands
Blackstone Alternative Asset Management Associates (LUX) S.à r.l.	Luxembourg
Blackstone Alternative Asset Management Associates LLC	Delaware
Blackstone Alternative Asset Management L.P.	Delaware
Blackstone Alternative Credit Advisors LP	Delaware
Blackstone Alternative Investment Advisors LLC	Delaware
Blackstone Alternative Solutions L.L.C.	Delaware
Blackstone Americas Logistics Associates (LUX) S.à r.l.	Luxembourg
Blackstone Annex Onshore Fund L.P.	Delaware
Blackstone Asia Family Investment Partnership - ESC (Cayman) - NQ L.P.	Cayman Islands
Blackstone Asia Family Investment Partnership - ESC (Cayman) L.P.	Cayman Islands
Blackstone Asia Family Investment Partnership II - ESC (CYM) L.P.	Cayman Islands
Blackstone Asia Family Investment Partnership III - ESC (CYM) L.P.	Cayman Islands
Blackstone Asset Based Finance Advisors LP	Delaware
Blackstone BCLP Associates (Cayman) Ltd.	Cayman Islands
Blackstone BDC Holdings LLC	Delaware

Name	Jurisdiction of Incorporation or Organization
Blackstone BGREEN III Co-Investment Associates LLC	Delaware
Blackstone Capital Israel Ltd	Israel
Blackstone Capital Opportunities Associates V (Cayman) Ltd.	Cayman Islands
Blackstone Capital Opportunities Associates V (Delaware) LLC	Delaware
Blackstone Capital Opportunities Associates V (LUX) GP S.à r.l.	Luxembourg
Blackstone Capital Opportunities Associates V LP	Cayman Islands
Blackstone Capital Partners Holdings Director L.L.C.	Delaware
Blackstone Capital Partners VII NQ-N L.P.	Delaware
Blackstone Catalyst Holdco L.L.C.	Delaware
Blackstone CEMA II GP (CYM) L.P.	Cayman Islands
Blackstone CEMA II GP L.P.	Delaware
Blackstone CEMA II L.L.C.	Delaware
Blackstone CEMA L.L.C.	Delaware
Blackstone CEMA NQ L.L.C.	Delaware
Blackstone Clarus DE L.L.C.	Delaware
Blackstone Clarus GP L.L.C.	Delaware
Blackstone Clarus GP L.P.	Delaware
Blackstone Clarus I L.L.C.	Delaware
Blackstone Clarus II L.L.C.	Delaware
Blackstone Clarus III L.L.C.	Delaware
Blackstone Clean Technology Advisors L.L.C.	Delaware
Blackstone Clean Technology Associates L.L.C.	Delaware
Blackstone CLO Management LLC	Delaware
Blackstone CLO Mezzanine Associates LLC	Delaware
Blackstone CMBS Opportunity Associates L.L.C.	Delaware
Blackstone COE India Private Limited	India
Blackstone COF V Co-Investment Associates LLC	Delaware
Blackstone Commercial Real Estate Debt Associates - NQ L.L.C.	Delaware
Blackstone Commercial Real Estate Debt Associates L.L.C.	Delaware
Blackstone Communications Advisors I L.L.C.	Delaware
Blackstone Communications GP L.L.C.	Delaware
Blackstone Communications Management Associates (Cayman) L.P.	Cayman Islands
Blackstone Communications Management Associates I L.L.C.	Delaware
Blackstone Core Equity Advisors L.L.C.	Delaware
Blackstone Core Equity Management Associates (Cayman) L.P.	Cayman Islands
Blackstone Core Equity Management Associates (Cayman) NQ L.P.	Cayman Islands
Blackstone Core Equity Management Associates (CYM) II L.P.	Cayman Islands
Blackstone Core Equity Management Associates II (Lux) S.à r.l.	Luxembourg
Blackstone Core Equity Management Associates II L.P.	Delaware
Blackstone Core Equity Management Associates L.L.C.	Delaware
Blackstone Core Equity Management Associates NQ L.L.C.	Delaware
Blackstone Corporate Funding Associates GP S.à r.l.	Luxembourg
Blackstone Credit ABC Associates LLC	Delaware
Blackstone Credit BDC Advisors LLC	Delaware
Blackstone Credit Hibiscus Associates LLC	Delaware
Blackstone Credit Liquidity Associates (Cayman) L.P.	Cayman Islands
Blackstone Credit Liquidity Associates L.L.C.	Delaware
Blackstone Credit Liquidity GP L.P.	Delaware
Blackstone Credit Liquidity Partners GP L.L.C.	Delaware

<u>Name</u>	<u>Jurisdiction of Incorporation or Organization</u>
Blackstone Crédit Privé Europe Associates S.à r.l.	Luxembourg
Blackstone Credit Rated Fund Trust Associates LP	Delaware
Blackstone Credit Rated Fund Trust SPV Associates LP	Delaware
Blackstone Credit Series Fund-C Associates LLC	Delaware
Blackstone Credit Systematic Strategies LLC	Delaware
Blackstone Credit TPSF Associates LLC	Delaware
Blackstone Credit TPSF Associates-B LLC	Delaware
Blackstone DD Advisors L.L.C.	Delaware
Blackstone DD Associates L.L.C.	Delaware
Blackstone Dislocation Associates L.L.C.	Delaware
Blackstone Dislocation Europe Associates (LUX) S.à r.l.	Luxembourg
Blackstone Dislocation Fund L.P.	Delaware
Blackstone Distressed Securities Advisors L.P.	Delaware
Blackstone Distressed Securities Associates L.P.	Delaware
Blackstone DL Mezzanine Associates L.P.	Delaware
Blackstone DL Mezzanine Management Associates L.L.C.	Delaware
Blackstone EMA II L.L.C.	Delaware
Blackstone EMA II NQ L.L.C.	Delaware
Blackstone EMA III GP (CYM) L.P.	Cayman Islands
Blackstone EMA III GP L.L.C.	Delaware
Blackstone EMA III GP L.P.	Delaware
Blackstone EMA III L.L.C.	Delaware
Blackstone EMA III Ltd.	Cayman Islands
Blackstone EMA L.L.C.	Delaware
Blackstone EMA NQ L.L.C.	Delaware
Blackstone Energy Family Investment Partnership (CYM) III - ESC L.P.	Cayman Islands
Blackstone Energy Family Investment Partnership (Cayman) ESC L.P.	Cayman Islands
Blackstone Energy Family Investment Partnership (Cayman) II - ESC L.P.	Cayman Islands
Blackstone Energy Family Investment Partnership (Cayman) L.P.	Cayman Islands
Blackstone Energy Family Investment Partnership ESC L.P.	Delaware
Blackstone Energy Family Investment Partnership II - ESC L.P.	Delaware
Blackstone Energy Family Investment Partnership II - ESC NQ L.P.	Delaware
Blackstone Energy Family Investment Partnership III - ESC L.P.	Delaware
Blackstone Energy Family Investment Partnership L.P.	Delaware
Blackstone Energy Family Investment Partnership NQ ESC L.P.	Delaware
Blackstone Energy LR Associates (Cayman) II Ltd.	Cayman Islands
Blackstone Energy LR Associates (Cayman) Ltd.	Cayman Islands
Blackstone Energy Management Associates (Cayman) II L.P.	Cayman Islands
Blackstone Energy Management Associates (Cayman) L.P.	Cayman Islands
Blackstone Energy Management Associates (CYM) III L.P.	Cayman Islands
Blackstone Energy Management Associates II L.L.C.	Delaware
Blackstone Energy Management Associates II NQ L.L.C.	Delaware
Blackstone Energy Management Associates III (Lux) S.à r.l.	Luxembourg
Blackstone Energy Management Associates III L.P.	Delaware
Blackstone Energy Management Associates L.L.C.	Delaware
Blackstone Energy Management Associates NQ L.L.C.	Delaware
Blackstone Energy Transition Family Investment Partnership IV - ESC L.P.	Delaware
Blackstone Energy Transition Family Investment Partnership IV (CYM) - ESC L.P.	Cayman Islands
Blackstone Energy Transition Management Associates (CYM) IV L.P.	Cayman Islands

Name	Jurisdiction of Incorporation or Organization
Blackstone Energy Transition Management Associates IV (LUX) S.à r.l.	Luxembourg
Blackstone Energy Transition Management Associates IV L.P.	Delaware
Blackstone ETMA IV GP (CYM) L.P.	Cayman Islands
Blackstone ETMA IV GP L.L.C.	Delaware
Blackstone ETMA IV GP L.P.	Delaware
Blackstone ETMA IV L.L.C.	Delaware
Blackstone ETMA IV Ltd.	Cayman Islands
Blackstone Europe Fund Management S.à r.l.	Luxembourg
Blackstone Europe LLP	United Kingdom
Blackstone European CLO Equity Associates (Cayman) Ltd.	Cayman Islands
Blackstone European CLO Equity Associates LP	Cayman Islands
Blackstone European Private Credit Fund Associates (Lux) S.à r.l.	Luxembourg
Blackstone European Private Credit Fund Associates L.P.	Cayman Islands
Blackstone European Property Income Fund (Master) FCP	Luxembourg
Blackstone European Property Income Fund Associates (France) S.à r.l.	Luxembourg
Blackstone European Property Income Fund Associates (German Minority) S.à r.l.	Luxembourg
Blackstone European Property Income Fund Associates (Lux) S.à r.l.	Luxembourg
Blackstone European Property Income Fund Associates LP	Cayman Islands
Blackstone European Property Income Fund Associates Ltd.	Cayman Islands
Blackstone European Property Income Fund SICAV	Luxembourg
Blackstone European Senior Debt Associates III (Cayman) Ltd.	Cayman Islands
Blackstone European Senior Debt Associates III (Delaware) LLC	Delaware
Blackstone European Senior Debt Associates III GP S.à r.l.	Luxembourg
Blackstone European Senior Debt Associates III LP	Cayman Islands
Blackstone European Senior Direct Lending Associates (Cayman) Ltd.	Cayman Islands
Blackstone European Senior Direct Lending Associates (Delaware) LLC	Delaware
Blackstone European Senior Direct Lending Associates GP S.à r.l.	Luxembourg
Blackstone European Senior Direct Lending Associates LP	Cayman Islands
Blackstone Family BAAM Dislocation GP L.L.C.	Delaware
Blackstone Family BAAM Dislocation Investment Partnership L.P.	Delaware
Blackstone Family Communications Partnership (Cayman) L.P.	Cayman Islands
Blackstone Family Communications Partnership I L.P.	Delaware
Blackstone Family Core Equity Partnership - ESC L.P.	Delaware
Blackstone Family Core Equity Partnership - ESC NQ L.P.	Delaware
Blackstone Family Core Equity Partnership (Cayman) - ESC L.P.	Cayman Islands
Blackstone Family Core Equity Partnership (Cayman) - ESC NQ L.P.	Cayman Islands
Blackstone Family Core Equity Partnership (CYM) II - ESC L.P.	Cayman Islands
Blackstone Family Core Equity Partnership II - ESC L.P.	Delaware
Blackstone Family Investment Partnership (Cayman) IV-A L.P.	Cayman Islands
Blackstone Family Investment Partnership (Cayman) V L.P.	Cayman Islands
Blackstone Family Investment Partnership (Cayman) VI - ESC L.P.	Cayman Islands
Blackstone Family Investment Partnership (Cayman) VI L.P.	Cayman Islands
Blackstone Family Investment Partnership (Cayman) VII - ESC L.P.	Cayman Islands
Blackstone Family Investment Partnership (Cayman) VII - ESC NQ L.P.	Cayman Islands
Blackstone Family Investment Partnership (CYM) IX - ESC L.P.	Cayman Islands
Blackstone Family Investment Partnership (CYM) VIII - ESC L.P.	Cayman Islands
Blackstone Family Investment Partnership (Delaware) V-NQ L.P.	Delaware
Blackstone Family Investment Partnership Growth - ESC L.P.	Delaware
Blackstone Family Investment Partnership Growth II - ESC L.P.	Delaware

Name	Jurisdiction of Incorporation or Organization
Blackstone Family Investment Partnership IV - A L.P.	Delaware
Blackstone Family Investment Partnership IX - ESC L.P.	Delaware
Blackstone Family Investment Partnership V L.P.	Delaware
Blackstone Family Investment Partnership V Prime L.P.	Delaware
Blackstone Family Investment Partnership V USS L.P.	Delaware
Blackstone Family Investment Partnership VI - ESC L.P.	Delaware
Blackstone Family Investment Partnership VI L.P.	Delaware
Blackstone Family Investment Partnership VII - ESC L.P.	Delaware
Blackstone Family Investment Partnership VII - ESC NQ L.P.	Delaware
Blackstone Family Investment Partnership VIII - ESC L.P.	Delaware
Blackstone Family Investment Partnership VI-NQ ESC L.P.	Delaware
Blackstone Family Investment Partnership VI-NQ L.P.	Delaware
Blackstone Family Real Estate Debt Strategies II Side-By-Side GP L.L.C.	Delaware
Blackstone Family Real Estate Debt Strategies III - ESC L.P.	Delaware
Blackstone Family Real Estate Debt Strategies III Side-by-Side GP L.L.C.	Delaware
Blackstone Family Real Estate Partnership III L.P.	Delaware
Blackstone Family Strategic Capital Holdings Investment Partnership II ESC L.P.	Delaware
Blackstone Family Tactical Opportunities FCC Investment Partnership - NQ - ESC L.P.	Delaware
Blackstone Family Tactical Opportunities FCC Investment Partnership - NQ L.P.	Delaware
Blackstone Family Tactical Opportunities Investment Partnership - NQ - ESC L.P.	Delaware
Blackstone Family Tactical Opportunities Investment Partnership - NQ L.P.	Delaware
Blackstone Family Tactical Opportunities Investment Partnership (Cayman) - NQ - ESC L.P.	Cayman Islands
Blackstone Family Tactical Opportunities Investment Partnership (Cayman) - NQ L.P.	Cayman Islands
Blackstone Family Tactical Opportunities Investment Partnership (Cayman) ESC L.P.	Cayman Islands
Blackstone Family Tactical Opportunities Investment Partnership ESC L.P.	Delaware
Blackstone Family Tactical Opportunities Investment Partnership III - NQ - ESC L.P.	Delaware
Blackstone Family Tactical Opportunities Investment Partnership III (Cayman) - NQ - ESC L.P.	Cayman Islands
Blackstone Family Tactical Opportunities Investment Partnership III (Cayman) ESC L.P.	Cayman Islands
Blackstone Family Tactical Opportunities Investment Partnership III (Cayman) NQ L.P.	Cayman Islands
Blackstone Family Tactical Opportunities Investment Partnership III ESC L.P.	Delaware
Blackstone Family Tactical Opportunities Investment Partnership IV ESC (CYM) AIV-F L.P.	Cayman Islands
Blackstone Family Tactical Opportunities Investment Partnership IV ESC AIV L.P.	Delaware
Blackstone Family Tactical Opportunities Investment Partnership IV ESC L.P.	Delaware
Blackstone FI Mezzanine (Cayman) Ltd.	Cayman Islands
Blackstone FI Mezzanine Associates (Cayman) L.P.	Cayman Islands
Blackstone Funding Limited	Cayman Islands
Blackstone Green Private Credit Associates III (Cayman) Ltd.	Cayman Islands
Blackstone Green Private Credit Associates III (Delaware) LLC	Delaware
Blackstone Green Private Credit Associates III (LUX) GP S.à r.l.	Luxembourg
Blackstone Green Private Credit Associates III LP	Cayman Islands
Blackstone Green Private Credit Associates III-E LLC	Delaware
Blackstone Group Holdings L.L.C.	Delaware
Blackstone Group Holdings L.P.	Delaware
Blackstone Group International Holdings L.L.C.	Delaware
Blackstone Growth Advisors L.L.C.	Delaware
Blackstone Growth Associates (Lux) S.à r.l.	Luxembourg
Blackstone Growth Associates II (LUX) S.à r.l.	Luxembourg
Blackstone Growth Associates II L.P.	Delaware
Blackstone Growth Associates L.P.	Delaware

<u>Name</u>	<u>Jurisdiction of Incorporation or Organization</u>
Blackstone Growth Management Associates (CYM) L.P.	Cayman Islands
Blackstone Growth Management Associates II (CYM) L.P.	Cayman Islands
Blackstone Harrington Associates L.L.C.	Delaware
Blackstone Harrington Employee Associates L.L.C.	Delaware
Blackstone Harrington Holdings Ltd.	Cayman Islands
Blackstone Holdings AI L.P.	Delaware
Blackstone Holdings Finance Co. L.L.C.	Delaware
Blackstone Holdings I - Sub (BAAM) GP L.L.C.	Delaware
Blackstone Holdings I - Sub GP L.L.C.	Delaware
Blackstone Holdings I L.P.	Delaware
Blackstone Holdings I/II GP L.L.C.	Delaware
Blackstone Holdings II L.P.	Delaware
Blackstone Holdings III GP L.P.	Delaware
Blackstone Holdings III GP Limited Partner L.L.C.	Delaware
Blackstone Holdings III GP Management L.L.C.	Delaware
Blackstone Holdings III GP Sub L.L.C.	Delaware
Blackstone Holdings III L.P.	Canada
Blackstone Holdings IV GP L.P.	Canada
Blackstone Holdings IV GP Limited Partner L.L.C.	Delaware
Blackstone Holdings IV GP Management (Delaware) L.P.	Delaware
Blackstone Holdings IV GP Management L.L.C.	Delaware
Blackstone Holdings IV GP Sub L.P.	Canada
Blackstone Holdings IV L.P.	Canada
Blackstone Horizon Associates L.L.C.	Delaware
Blackstone Horizon Europe Associates (LUX) S.à r.l.	Luxembourg
Blackstone Horizon Fund L.P.	Delaware
Blackstone Infrastructure Advisors L.L.C.	Delaware
Blackstone Infrastructure Associates (Cayman) L.P.	Cayman Islands
Blackstone Infrastructure Associates (Cayman) NQ L.P.	Cayman Islands
Blackstone Infrastructure Associates (LUX) Hogan S.à r.l.	Luxembourg
Blackstone Infrastructure Associates (LUX) Miro S.à r.l.	Luxembourg
Blackstone Infrastructure Associates (Lux) S.à r.l.	Luxembourg
Blackstone Infrastructure Associates Europe (CYM) L.P.	Cayman Islands
Blackstone Infrastructure Associates Europe (DEL) L.L.C.	Delaware
Blackstone Infrastructure Associates Europe (LUX) S.à r.l.	Luxembourg
Blackstone Infrastructure Associates Europe Ltd.	Cayman Islands
Blackstone Infrastructure Associates L.P.	Delaware
Blackstone Infrastructure Associates Ltd.	Cayman Islands
Blackstone Infrastructure Associates Non-ECI L.P.	Delaware
Blackstone Infrastructure Associates NQ L.P.	Delaware
Blackstone Infrastructure Associates NQ Ltd.	Cayman Islands
Blackstone Infrastructure Partners Europe F (CYM) L.P.	Cayman Islands
Blackstone Infrastructure Partners Europe Lower Fund 1 (LUX) SCSp	Luxembourg
Blackstone Infrastructure Partners F.4 L.P.	Delaware
Blackstone Infrastructure Partners Holdings Director L.L.C.	Delaware
Blackstone Infrastructure Strategies Associates L.P.	Delaware
Blackstone Infrastructure Strategies L.P.	Delaware
Blackstone Innovations (Cayman) III L.P.	Cayman Islands
Blackstone Innovations III L.L.C.	Delaware



<b>Name</b>	<b>Jurisdiction of Incorporation or Organization</b>
Blackstone Innovations L.L.C.	Delaware
Blackstone Insurance Solutions Europe LLP	United Kingdom
Blackstone Intermediary Holdco L.L.C.	Delaware
Blackstone Ireland Fund Management Limited	Ireland
Blackstone Ireland Limited	Ireland
Blackstone ISG Investment Associates - R (BMU) Ltd.	Bermuda
Blackstone ISG Investment Partners - A LR Associates (Cayman) - NQ Ltd.	Cayman Islands
Blackstone ISG Investment Partners - A Management Associates (Cayman) - NQ L.P.	Cayman Islands
Blackstone ISG Investment Partners - A Management Associates (Lux) S.à r.l.	Luxembourg
Blackstone ISG-I Advisors L.L.C.	Delaware
Blackstone ISG-II Advisors L.L.C.	Delaware
Blackstone Leo Co-Invest L.P.	Delaware
Blackstone Liberty Place Associates L.P.	Delaware
Blackstone Liberty Place L.L.C.	Delaware
Blackstone Life Sciences Advisors L.L.C.	Delaware
Blackstone Life Sciences Associates IV-V, L.L.C.	Delaware
Blackstone Life Sciences Associates V (CYM) L.L.C.	Cayman Islands
Blackstone Life Sciences Associates V (Lux) S.à r.l.	Luxembourg
Blackstone Life Sciences Associates V L.P.	Delaware
Blackstone Life Sciences Associates VI (CYM) L.L.C.	Cayman Islands
Blackstone Life Sciences Associates VI (LUX) S.à r.l.	Luxembourg
Blackstone Life Sciences Associates VI L.P.	Cayman Islands
Blackstone Life Sciences V (CYM) AIV GP L.P.	Cayman Islands
Blackstone Life Sciences Yield Associates L.P.	Cayman Islands
Blackstone Liquid Credit Advisors I LLC	Delaware
Blackstone Liquid Credit Advisors II LLC	Delaware
Blackstone Liquid Credit Strategies LLC	Delaware
Blackstone LR Associates (Cayman) IV Ltd.	Cayman Islands
Blackstone LR Associates (Cayman) IX Ltd.	Cayman Islands
Blackstone LR Associates (Cayman) V Ltd.	Cayman Islands
Blackstone LR Associates (Cayman) VI Ltd.	Cayman Islands
Blackstone LR Associates (Cayman) VI NQ Ltd.	Cayman Islands
Blackstone LR Associates (Cayman) VII Ltd.	Cayman Islands
Blackstone LR Associates (Cayman) VII NQ Ltd.	Cayman Islands
Blackstone LR Associates (Cayman) VIII Ltd.	Cayman Islands
Blackstone LR Associates (Cayman) V-NQ Ltd.	Cayman Islands
Blackstone Management Associates (Cayman II) V-NQ L.P.	Cayman Islands
Blackstone Management Associates (Cayman) IV L.P.	Cayman Islands
Blackstone Management Associates (Cayman) V L.P.	Cayman Islands
Blackstone Management Associates (Cayman) VI L.P.	Cayman Islands
Blackstone Management Associates (Cayman) VI NQ L.P.	Cayman Islands
Blackstone Management Associates (Cayman) VII L.P.	Cayman Islands
Blackstone Management Associates (Cayman) VII NQ L.P.	Cayman Islands
Blackstone Management Associates (CYM) IX L.P.	Cayman Islands
Blackstone Management Associates (CYM) VIII L.P.	Cayman Islands
Blackstone Management Associates (Delaware) V-NQ L.P.	Delaware
Blackstone Management Associates Asia (Lux) S.à r.l.	Luxembourg
Blackstone Management Associates Asia II (Lux) S.à r.l.	Luxembourg
Blackstone Management Associates Asia II L.P.	Cayman Islands

Name	Jurisdiction of Incorporation or Organization
Blackstone Management Associates Asia III (LUX) S.à r.l.	Luxembourg
Blackstone Management Associates Asia III L.P.	Cayman Islands
Blackstone Management Associates Asia L.P.	Cayman Islands
Blackstone Management Associates Asia NQ L.P.	Cayman Islands
Blackstone Management Associates IV L.L.C.	Delaware
Blackstone Management Associates IX (LUX) S.à r.l.	Luxembourg
Blackstone Management Associates IX L.P.	Delaware
Blackstone Management Associates V L.L.C.	Delaware
Blackstone Management Associates V USS L.L.C.	Delaware
Blackstone Management Associates VI L.L.C.	Delaware
Blackstone Management Associates VII L.L.C.	Delaware
Blackstone Management Associates VII NQ L.L.C.	Delaware
Blackstone Management Associates VIII (Lux) S.à r.l.	Luxembourg
Blackstone Management Associates VIII L.P.	Delaware
Blackstone Management Associates VI-NQ L.L.C.	Delaware
Blackstone Management Partners (India) L.L.C.	Delaware
Blackstone Management Partners III L.L.C.	Delaware
Blackstone Management Partners IV L.L.C.	Delaware
Blackstone Management Partners L.L.C.	Delaware
Blackstone Mezzanine Advisors L.P.	Delaware
Blackstone Mezzanine Associates II L.P.	Delaware
Blackstone Mezzanine Associates II USS L.P.	Delaware
Blackstone Mezzanine Associates L.P.	Delaware
Blackstone Mezzanine GP L.L.C.	Delaware
Blackstone Mezzanine Holdings II L.P.	Delaware
Blackstone Mezzanine Holdings II USS L.P.	Delaware
Blackstone Mezzanine Management Associates II Apt. L.L.C.	Delaware
Blackstone Mezzanine Management Associates II L.L.C.	Delaware
Blackstone Mezzanine Management Associates II USS L.L.C.	Delaware
Blackstone Mezzanine Management Associates L.L.C.	Delaware
Blackstone Mileway Logistics Associates (LUX) S.à r.l.	Luxembourg
Blackstone Mileway Logistics Associates L.P.	Cayman Islands
Blackstone Multi-Asset (Cayman) - NQ GP L.P.	Cayman Islands
Blackstone Multi-Asset Advisors L.L.C.	Delaware
Blackstone Multi-Asset Credit Associates (Cayman) Ltd.	Cayman Islands
Blackstone Multi-Asset Credit Associates (LUX) GP S.à r.l.	Luxembourg
Blackstone Multi-Asset Credit Associates LLC	Delaware
Blackstone Multi-Asset GP II - NQ L.P.	Delaware
Blackstone Multi-Asset GP L.P.	Delaware
Blackstone Multi-Asset Private Associates L.L.C.	Delaware
Blackstone Nexus Partners-N L.P.	Delaware
Blackstone NL US Investor LLC	Delaware
Blackstone NL US RE Investor LLC	Delaware
Blackstone OBS Associates L.P.	Cayman Islands
Blackstone OBS L.L.C.	Delaware
Blackstone OBS Ltd.	Cayman Islands
Blackstone OPF Associates L.L.C.	Delaware
Blackstone OPF Associates L.P.	Delaware
Blackstone Participation Partnership (Cayman) IV L.P.	Cayman Islands

<b>Name</b>	<b>Jurisdiction of Incorporation or Organization</b>
Blackstone Participation Partnership (Cayman) V L.P.	Cayman Islands
Blackstone Participation Partnership (Delaware) V-NQ L.P.	Delaware
Blackstone Participation Partnership IV L.P.	Delaware
Blackstone Participation Partnership V L.P.	Delaware
Blackstone Participation Partnership V Prime L.P.	Delaware
Blackstone Participation Partnership V USS L.P.	Delaware
Blackstone PAT Holdings IV, L.L.C.	Delaware
Blackstone PB I L.L.C.	Delaware
Blackstone PB II L.L.C.	Delaware
Blackstone PBPEF V L.P.	Cayman Islands
Blackstone PBPIF III L.P.	Cayman Islands
Blackstone PBREF III L.P.	Cayman Islands
Blackstone Pearl Cayman GP Ltd.	Cayman Islands
Blackstone Pearl Cayman L.P.	Cayman Islands
Blackstone Pearl Luxembourg S.à r.l.	Luxembourg
Blackstone PFF I L.P.	Cayman Islands
Blackstone PIF IV L.P.	Cayman Islands
Blackstone Power & Natural Resources Holdco G.P. LLC	Delaware
Blackstone PPEF VI L.P.	Cayman Islands
Blackstone Private Credit Strategies LLC	Delaware
Blackstone Private Equity Strategies Associates L.P.	Delaware
Blackstone Private Investments Advisors L.L.C.	Delaware
Blackstone Properties Partners China GP LLC	Delaware
Blackstone Property Advisors L.P.	Delaware
Blackstone Property Associates (Lux) S.à r.l.	Luxembourg
Blackstone Property Associates Asia (Lux) S.à r.l.	Luxembourg
Blackstone Property Associates Asia HoldCo L.L.C.	Delaware
Blackstone Property Associates Asia L.P.	Cayman Islands
Blackstone Property Associates Asia Ltd.	Cayman Islands
Blackstone Property Associates Europe (Delaware) L.L.C.	Delaware
Blackstone Property Associates Europe (Lux) S.à r.l.	Luxembourg
Blackstone Property Associates Europe L.P.	Cayman Islands
Blackstone Property Associates Europe Ltd.	Cayman Islands
Blackstone Property Associates International L.P.	Cayman Islands
Blackstone Property Associates International-NQ L.P.	Cayman Islands
Blackstone Property Associates L.L.C.	Delaware
Blackstone Property Associates L.P.	Delaware
Blackstone Property Holdings Director L.L.C.	Delaware
Blackstone Property International L.L.C.	Delaware
Blackstone Property International Ltd.	Cayman Islands
Blackstone Property International-NQ L.L.C.	Delaware
Blackstone Property Management L.L.C.	Delaware
Blackstone PTI Associates L.P.	Delaware
Blackstone Rated Senior Direct Lending Associates LLC	Delaware
Blackstone Real Estate (Cayman) IV Ltd.	Cayman Islands
Blackstone Real Estate (Cayman) V Ltd.	Cayman Islands
Blackstone Real Estate (Cayman) VI Ltd.	Cayman Islands
Blackstone Real Estate (Cayman) VII Ltd.	Cayman Islands
Blackstone Real Estate (Cayman) VIII Ltd.	Cayman Islands

<b>Name</b>	<b>Jurisdiction of Incorporation or Organization</b>
Blackstone Real Estate (Cayman) VIII-NQ Ltd.	Cayman Islands
Blackstone Real Estate (Cayman) VII-NQ Ltd.	Cayman Islands
Blackstone Real Estate (Cayman) VI-Q Ltd.	Cayman Islands
Blackstone Real Estate (Chiswick) Holdings, L.P.	Cayman Islands
Blackstone Real Estate Advisors Europe L.P.	Delaware
Blackstone Real Estate Advisors III L.P.	Delaware
Blackstone Real Estate Advisors International L.L.C.	Delaware
Blackstone Real Estate Advisors IV L.L.C.	Delaware
Blackstone Real Estate Advisors L.P.	Delaware
Blackstone Real Estate Advisors V L.P.	Delaware
Blackstone Real Estate Associates (Cayman) Feeder VII.F L.L.C.	Delaware
Blackstone Real Estate Associates (Offshore) IX L.P.	Cayman Islands
Blackstone Real Estate Associates (Offshore) V L.P.	Canada
Blackstone Real Estate Associates (Offshore) VI L.P.	Canada
Blackstone Real Estate Associates (Offshore) VII L.P.	Canada
Blackstone Real Estate Associates (Offshore) VIII L.P.	Cayman Islands
Blackstone Real Estate Associates (Offshore) VIII-NQ L.P.	Cayman Islands
Blackstone Real Estate Associates (Offshore) VII-NQ L.P.	Canada
Blackstone Real Estate Associates (Offshore) VI-Q L.P.	Canada
Blackstone Real Estate Associates (Offshore) X L.P.	Cayman Islands
Blackstone Real Estate Associates Asia II (Lux) S.à r.l.	Luxembourg
Blackstone Real Estate Associates Asia II L.P.	Cayman Islands
Blackstone Real Estate Associates Asia III (LUX) S.à r.l.	Luxembourg
Blackstone Real Estate Associates Asia III L.P.	Cayman Islands
Blackstone Real Estate Associates Asia L.P.	Cayman Islands
Blackstone Real Estate Associates Asia-NQ L.P.	Cayman Islands
Blackstone Real Estate Associates Europe (Delaware) III L.L.C.	Delaware
Blackstone Real Estate Associates Europe (Delaware) III-NQ L.L.C.	Delaware
Blackstone Real Estate Associates Europe (Delaware) IV L.L.C.	Delaware
Blackstone Real Estate Associates Europe (Delaware) IV-NQ L.L.C.	Delaware
Blackstone Real Estate Associates Europe (Delaware) V L.L.C.	Delaware
Blackstone Real Estate Associates Europe (Delaware) VI L.L.C.	Delaware
Blackstone Real Estate Associates Europe (Delaware) VII L.L.C.	Delaware
Blackstone Real Estate Associates Europe (Delaware) V-NQ L.L.C.	Delaware
Blackstone Real Estate Associates Europe III L.P.	Delaware
Blackstone Real Estate Associates Europe III-NQ L.P.	Delaware
Blackstone Real Estate Associates Europe IV L.P.	Cayman Islands
Blackstone Real Estate Associates Europe IV-NQ L.P.	Cayman Islands
Blackstone Real Estate Associates Europe V L.P.	Cayman Islands
Blackstone Real Estate Associates Europe VI (Lux) S.à r.l.	Luxembourg
Blackstone Real Estate Associates Europe VI L.P.	Cayman Islands
Blackstone Real Estate Associates Europe VII (LUX) S.à r.l.	Luxembourg
Blackstone Real Estate Associates Europe VII L.P.	Cayman Islands
Blackstone Real Estate Associates Europe V-NQ L.P.	Cayman Islands
Blackstone Real Estate Associates International (Delaware) II L.L.C.	Delaware
Blackstone Real Estate Associates International (Delaware) L.L.C.	Delaware
Blackstone Real Estate Associates International II L.P.	Delaware
Blackstone Real Estate Associates International L.P.	Delaware
Blackstone Real Estate Associates IV L.P.	Delaware

<u>Name</u>	<u>Jurisdiction of Incorporation or Organization</u>
Blackstone Real Estate Associates IX (Lux) S.à r.l.	Luxembourg
Blackstone Real Estate Associates IX L.P.	Delaware
Blackstone Real Estate Associates V L.P.	Delaware
Blackstone Real Estate Associates VI - NQ L.P.	Delaware
Blackstone Real Estate Associates VI (GGP) L.L.C.	Delaware
Blackstone Real Estate Associates VI L.L.C.	Delaware
Blackstone Real Estate Associates VI L.P.	Delaware
Blackstone Real Estate Associates VII L.P.	Delaware
Blackstone Real Estate Associates VIII L.P.	Delaware
Blackstone Real Estate Associates VIII-NQ L.P.	Delaware
Blackstone Real Estate Associates VII-NQ L.P.	Delaware
Blackstone Real Estate Associates X (LUX) S.à r.l.	Luxembourg
Blackstone Real Estate Associates X L.P.	Delaware
Blackstone Real Estate Australia Pty Limited	Australia
Blackstone Real Estate Capital GP Asia LLP	United Kingdom
Blackstone Real Estate Capital GP VII L.L.P.	United Kingdom
Blackstone Real Estate Capital GP VIII LLP	United Kingdom
Blackstone Real Estate Capital UK Asia II NQ Limited	United Kingdom
Blackstone Real Estate Capital UK Asia III Limited	United Kingdom
Blackstone Real Estate Capital UK Asia Limited	United Kingdom
Blackstone Real Estate Capital UK VII Limited	United Kingdom
Blackstone Real Estate Capital UK VIII Limited	United Kingdom
Blackstone Real Estate CMBS Associates - G L.L.C.	Delaware
Blackstone Real Estate CMBS Associates Non-IG L.L.C.	Delaware
Blackstone Real Estate Debt Strategies Associates High-Grade L.P.	Delaware
Blackstone Real Estate Debt Strategies Associates II L.P.	Delaware
Blackstone Real Estate Debt Strategies Associates III L.P.	Delaware
Blackstone Real Estate Debt Strategies Associates IV (AIV) L.P.	Delaware
Blackstone Real Estate Debt Strategies Associates IV (Cayman) Ltd.	Cayman Islands
Blackstone Real Estate Debt Strategies Associates IV (Lux) S.à r.l.	Luxembourg
Blackstone Real Estate Debt Strategies Associates IV L.P.	Delaware
Blackstone Real Estate Debt Strategies Associates V (AIV) L.P.	Delaware
Blackstone Real Estate Debt Strategies Associates V (Cayman) Ltd.	Cayman Islands
Blackstone Real Estate Debt Strategies Associates V (LUX) S.à r.l.	Luxembourg
Blackstone Real Estate Debt Strategies Associates V L.P.	Delaware
Blackstone Real Estate Europe (Cayman) III Ltd.	Cayman Islands
Blackstone Real Estate Europe (Cayman) III-NQ Ltd.	Cayman Islands
Blackstone Real Estate Europe (Cayman) IV Ltd.	Cayman Islands
Blackstone Real Estate Europe (Cayman) IV-NQ Ltd.	Cayman Islands
Blackstone Real Estate Europe (Cayman) V Ltd.	Cayman Islands
Blackstone Real Estate Europe (Cayman) VI Ltd.	Cayman Islands
Blackstone Real Estate Europe (Cayman) VII Ltd.	Cayman Islands
Blackstone Real Estate Europe (Cayman) V-NQ Ltd.	Cayman Islands
Blackstone Real Estate Holdings (Alberta) IV L.P.	Canada
Blackstone Real Estate Holdings (Offshore) IX-ESC L.P.	Cayman Islands
Blackstone Real Estate Holdings (Offshore) V L.P.	Canada
Blackstone Real Estate Holdings (Offshore) VI L.P.	Canada
Blackstone Real Estate Holdings (Offshore) VI-ESC L.P.	Canada
Blackstone Real Estate Holdings (Offshore) VII L.P.	Canada

Name	Jurisdiction of Incorporation or Organization
Blackstone Real Estate Holdings (Offshore) VII-ESC L.P.	Canada
Blackstone Real Estate Holdings (Offshore) VIII-ESC L.P.	Cayman Islands
Blackstone Real Estate Holdings (Offshore) VIII-NQ-ESC L.P.	Cayman Islands
Blackstone Real Estate Holdings (Offshore) VII-NQ L.P.	Canada
Blackstone Real Estate Holdings (Offshore) VII-NQ-ESC L.P.	Canada
Blackstone Real Estate Holdings (Offshore) VI-Q ESC L.P.	Canada
Blackstone Real Estate Holdings (Offshore) VI-Q L.P.	Canada
Blackstone Real Estate Holdings (Offshore) X-ESC L.P.	Cayman Islands
Blackstone Real Estate Holdings Asia - ESC L.P.	Cayman Islands
Blackstone Real Estate Holdings Asia II - ESC L.P.	Cayman Islands
Blackstone Real Estate Holdings Asia III - ESC L.P.	Cayman Islands
Blackstone Real Estate Holdings Asia-NQ-ESC L.P.	Cayman Islands
Blackstone Real Estate Holdings Director L.L.C.	Delaware
Blackstone Real Estate Holdings Europe III L.P.	Canada
Blackstone Real Estate Holdings Europe III-ESC L.P.	Canada
Blackstone Real Estate Holdings Europe III-NQ ESC L.P.	Canada
Blackstone Real Estate Holdings Europe III-NQ L.P.	Canada
Blackstone Real Estate Holdings Europe IV ESC L.P.	Cayman Islands
Blackstone Real Estate Holdings Europe IV-NQ ESC L.P.	Cayman Islands
Blackstone Real Estate Holdings Europe V ESC L.P.	Cayman Islands
Blackstone Real Estate Holdings Europe VI ESC L.P.	Cayman Islands
Blackstone Real Estate Holdings Europe VII ESC L.P.	Cayman Islands
Blackstone Real Estate Holdings Europe V-NQ ESC L.P.	Cayman Islands
Blackstone Real Estate Holdings IV L.P.	Delaware
Blackstone Real Estate Holdings IX-ESC L.P.	Delaware
Blackstone Real Estate Holdings V L.P.	Delaware
Blackstone Real Estate Holdings VI - ESC L.P.	Delaware
Blackstone Real Estate Holdings VI - NQ ESC L.P.	Delaware
Blackstone Real Estate Holdings VI - NQ L.P.	Delaware
Blackstone Real Estate Holdings VI L.P.	Delaware
Blackstone Real Estate Holdings VII - ESC L.P.	Delaware
Blackstone Real Estate Holdings VII L.P.	Delaware
Blackstone Real Estate Holdings VIII-ESC L.P.	Delaware
Blackstone Real Estate Holdings VIII-NQ-ESC L.P.	Delaware
Blackstone Real Estate Holdings VII-NQ L.P.	Delaware
Blackstone Real Estate Holdings VII-NQ-ESC L.P.	Delaware
Blackstone Real Estate Holdings X-ESC L.P.	Delaware
Blackstone Real Estate Income Advisors L.L.C.	Delaware
Blackstone Real Estate International (Cayman) II Ltd	Cayman Islands
Blackstone Real Estate International (Cayman) Ltd.	Cayman Islands
Blackstone Real Estate Management Associates Europe III L.P.	Canada
Blackstone Real Estate Management Associates Europe III-NQ L.P.	Canada
Blackstone Real Estate Management Associates International II L.P.	Canada
Blackstone Real Estate Management Associates International L.P.	Canada
Blackstone Real Estate Partners Capital GP Asia II NQ LLP	United Kingdom
Blackstone Real Estate Partners Capital GP Asia III LLP	United Kingdom
Blackstone Real Estate Partners Supervisory GP Asia II NQ LLP	United Kingdom
Blackstone Real Estate Partners Supervisory GP Asia III LLP	United Kingdom
Blackstone Real Estate Partners VII L.L.C.	Delaware

<u>Name</u>	<u>Jurisdiction of Incorporation or Organization</u>
Blackstone Real Estate Partners VI-VD L.L.C.	Delaware
Blackstone Real Estate Services L.L.C.	Delaware
Blackstone Real Estate Special Situations (Alberta) II GP L.P.	Delaware
Blackstone Real Estate Special Situations Advisors (Isobel) L.L.C.	Delaware
Blackstone Real Estate Special Situations Advisors L.L.C.	Delaware
Blackstone Real Estate Special Situations Associates Europe - NQ L.L.C.	Delaware
Blackstone Real Estate Special Situations Associates Europe (Delaware) L.L.C.	Delaware
Blackstone Real Estate Special Situations Associates Europe L.P.	Delaware
Blackstone Real Estate Special Situations Associates II L.L.C.	Delaware
Blackstone Real Estate Special Situations Associates II-NQ L.L.C.	Delaware
Blackstone Real Estate Special Situations Associates L.L.C.	Delaware
Blackstone Real Estate Special Situations Europe (Cayman) Ltd.	Cayman Islands
Blackstone Real Estate Special Situations Europe GP L.L.C.	Delaware
Blackstone Real Estate Special Situations Europe GP L.P.	Delaware
Blackstone Real Estate Special Situations Management Associates Europe L.P.	Canada
Blackstone Real Estate Special Situations Side-by-Side GP L.L.C.	Delaware
Blackstone Real Estate Special Situations-NQ Side-by-Side GP L.L.C.	Delaware
Blackstone Real Estate Supervisory UK Asia II NQ Limited	United Kingdom
Blackstone Real Estate Supervisory UK Asia III Limited	United Kingdom
Blackstone Real Estate Supervisory UK Asia Limited	United Kingdom
Blackstone Real Estate Supervisory UK Limited	United Kingdom
Blackstone Real Estate Supervisory UK VII Limited	United Kingdom
Blackstone Real Estate Supervisory UK VIII Limited	United Kingdom
Blackstone Real Estate UK Limited	United Kingdom
Blackstone Reg Finance Co. L.L.C.	Delaware
Blackstone Residential GP L.L.C.	Delaware
Blackstone Residential L.L.C.	Delaware
Blackstone Residential Opportunities Associates L.L.C.	Delaware
Blackstone Securities Partners L.P.	Delaware
Blackstone Senfina Advisors L.L.C.	Delaware
Blackstone Senfina Associates L.L.C.	Delaware
Blackstone Senior Direct Lending Associates (CYM) LP	Cayman Islands
Blackstone Senior Direct Lending Associates (Delaware) LLC	Delaware
Blackstone Senior Direct Lending Associates GP S.à r.l.	Luxembourg
Blackstone Senior Direct Lending Associates LP	Delaware
Blackstone SGP Associates (Cayman) IV Ltd.	Cayman Islands
Blackstone SGP Family Investment Partnership (Cayman) IV-A L.P.	Cayman Islands
Blackstone SGP Management Associates (Cayman) IV L.P.	Cayman Islands
Blackstone SGP Participation Partnership (Cayman) IV L.P.	Cayman Islands
Blackstone Shipston Associates GP S.à r.l.	Luxembourg
Blackstone Singapore Pte. Ltd.	Singapore
Blackstone Strategic Alliance Advisors L.L.C.	Delaware
Blackstone Strategic Alliance Associates II L.L.C.	Delaware
Blackstone Strategic Alliance Associates III L.L.C.	Delaware
Blackstone Strategic Alliance Associates IV L.L.C.	Delaware
Blackstone Strategic Alliance Associates L.L.C.	Delaware
Blackstone Strategic Alliance Fund IV (Lux GP) S.à r.l.	Luxembourg
Blackstone Strategic Capital Advisors L.L.C.	Delaware
Blackstone Strategic Capital Associates (Cayman) II Ltd.	Cayman Islands

Name	Jurisdiction of Incorporation or Organization
Blackstone Strategic Capital Associates B L.L.C.	Delaware
Blackstone Strategic Capital Associates II (Lux) S.à r.l.	Luxembourg
Blackstone Strategic Capital Associates II B L.P.	Delaware
Blackstone Strategic Capital Associates II L.P.	Delaware
Blackstone Strategic Capital Associates III (LUX) S.à r.l.	Luxembourg
Blackstone Strategic Capital Associates III B L.P.	Delaware
Blackstone Strategic Capital Associates III L.P.	Delaware
Blackstone Strategic Capital Associates L.L.C.	Delaware
Blackstone Strategic Capital Holdings Director L.L.C.	Delaware
Blackstone Strategic Capital Management Associates III (Cayman) L.P.	Cayman Islands
Blackstone Strategic Opportunity Associates L.L.C.	Delaware
Blackstone Switzerland GmbH	Switzerland
Blackstone Tactical Opportunities AD Associates (Cayman) - NQ Ltd.	Cayman Islands
Blackstone Tactical Opportunities AD Associates (Cayman) Ltd.	Cayman Islands
Blackstone Tactical Opportunities Advisors L.L.C.	Delaware
Blackstone Tactical Opportunities Associates - NQ L.L.C.	Delaware
Blackstone Tactical Opportunities Associates (Lux) GP S.à r.l.	Luxembourg
Blackstone Tactical Opportunities Associates II L.L.C.	Delaware
Blackstone Tactical Opportunities Associates III - NQ L.P.	Delaware
Blackstone Tactical Opportunities Associates III L.P.	Delaware
Blackstone Tactical Opportunities Associates IV (Lux) GP S.à r.l.	Luxembourg
Blackstone Tactical Opportunities Associates IV L.P.	Delaware
Blackstone Tactical Opportunities Associates L.L.C.	Delaware
Blackstone Tactical Opportunities Fund - KO L.P.	Delaware
Blackstone Tactical Opportunities Fund II - PS (CYM) AIV-F L.P.	Cayman Islands
BLACKSTONE TACTICAL OPPORTUNITIES FUND II - PS AIV L.P.	Delaware
Blackstone Tactical Opportunities LR Associates (Cayman) - NQ Ltd.	Cayman Islands
Blackstone Tactical Opportunities LR Associates (Cayman) Ltd.	Cayman Islands
Blackstone Tactical Opportunities LR Associates-B (Cayman) Ltd.	Cayman Islands
Blackstone Tactical Opportunities Management Associates (Cayman) - NQ L.P.	Cayman Islands
Blackstone Tactical Opportunities Management Associates (Cayman) L.P.	Cayman Islands
Blackstone Tactical Opportunities Management Associates III (Cayman) - NQ L.P.	Cayman Islands
Blackstone Tactical Opportunities Management Associates III (Cayman) L.P.	Cayman Islands
Blackstone Tactical Opportunities Management Associates IV (CYM) - NQ L.P.	Cayman Islands
Blackstone Tactical Opportunities RL Associates L.P.	Cayman Islands
Blackstone Tactical Opportunities Stable Income Associates - NQ L.L.C.	Delaware
Blackstone Tactical Opportunities Stable Income Associates L.L.C.	Delaware
Blackstone Tactical Opportunities Stable Income Associates Offshore - NQ L.L.C.	Delaware
Blackstone Tactical Opportunities Stable Income LR Associates (Cayman) - NQ Ltd.	Cayman Islands
Blackstone Tactical Opportunities Stable Income LR Associates (Cayman) Ltd.	Cayman Islands
Blackstone Tactical Opportunities Stable Income Management Associates (Cayman) - NQ L.P.	Cayman Islands
Blackstone Tactical Opportunities Stable Income Management Associates (Cayman) L.P.	Cayman Islands
Blackstone Technology Senior Direct Lending Associates (Delaware) LLC	Delaware
Blackstone Technology Senior Direct Lending Associates LP	Delaware
Blackstone Technology Solutions LLC	Delaware
Blackstone Tenex L.P.	Delaware
Blackstone TM L.L.C.	Delaware
Blackstone TORO REIT Manager, L.L.C.	Delaware
Blackstone Total Alternatives Solution Associates 2015 I L.P.	Delaware



<b>Name</b>	<b>Jurisdiction of Incorporation or Organization</b>
Blackstone Total Alternatives Solution Associates 2016 L.P.	Delaware
Blackstone Total Alternatives Solution Associates IV L.P.	Delaware
Blackstone Total Alternatives Solution Associates L.P.	Delaware
Blackstone Total Alternatives Solution Associates V L.P.	Delaware
Blackstone Total Alternatives Solution Associates VI L.P.	Delaware
Blackstone Total Alternatives Solution Associates VII L.P.	Delaware
Blackstone Total Alternatives Solution Associates VIII L.P.	Delaware
Blackstone Total Alternatives Solution Associates-NQ 2015 I L.P.	Delaware
Blackstone Total Alternatives Solution Associates-NQ 2016 L.P.	Delaware
Blackstone Total Alternatives Solution Associates-NQ IV L.P.	Delaware
Blackstone Total Alternatives Solution Associates-NQ L.P.	Delaware
Blackstone Total Alternatives Solution Associates-NQ V L.P.	Delaware
Blackstone Treasury Asia Pte. Limited	Singapore
Blackstone Treasury Holdings I Funding L.L.C.	Delaware
Blackstone Treasury Holdings I L.L.C.	Delaware
Blackstone Treasury Holdings II L.L.C.	Delaware
Blackstone Treasury Holdings III L.L.C.	Delaware
Blackstone Treasury International Holdings L.L.C.	Delaware
Blackstone U.S. CLO Equity Associates (Cayman) Ltd.	Cayman Islands
Blackstone U.S. CLO Equity Associates (Delaware) LLC	Delaware
Blackstone U.S. CLO Equity Associates LP	Cayman Islands
Blackstone UK Mortgage Opportunities LR Associates (Cayman) Ltd.	Cayman Islands
Blackstone UK Mortgage Opportunities Management Associates (Cayman) L.P.	Cayman Islands
Blackstone UK Real Estate Supervisory Asia LLP	United Kingdom
Blackstone UK Real Estate Supervisory VII LLP	United Kingdom
Blackstone UK Real Estate Supervisory VIII LLP	United Kingdom
Blackstone/GSO Capital Solutions Associates LLC	Delaware
BMA Asia II GP L.P.	Cayman Islands
BMA Asia II L.L.C.	Delaware
BMA Asia II Ltd.	Cayman Islands
BMA Asia III GP L.P.	Cayman Islands
BMA Asia III L.L.C.	Delaware
BMA Asia III Ltd.	Cayman Islands
BMA Asia L.L.C.	Delaware
BMA Asia Ltd.	Cayman Islands
BMA Asia NQ L.L.C.	Delaware
BMA Asia NQ Ltd.	Cayman Islands
BMA IX GP (CYM) L.P.	Cayman Islands
BMA IX GP L.P.	Delaware
BMA IX L.L.C.	Delaware
BMA V L.L.C.	Delaware
BMA V USS L.L.C.	Delaware
BMA VI L.L.C.	Delaware
BMA VII L.L.C.	Delaware
BMA VII NQ L.L.C.	Delaware
BMA VIII GP (CYM) L.P.	Cayman Islands
BMA VIII GP L.P.	Delaware
BMA VIII L.L.C.	Delaware
BMA VI-NQ L.L.C.	Delaware

<u>Name</u>	<u>Jurisdiction of Incorporation or Organization</u>
BMAC WH 1 LLC	Delaware
BMEZ Advisors L.L.C.	Delaware
BML Associates (Cayman) L.P.	Cayman Islands
BMLA L.L.C.	Delaware
BMP II Side-by-Side GP L.L.C.	Delaware
BMP II USS Side-by-Side GP L.L.C.	Delaware
BPP Advisors L.L.C.	Delaware
BPP Core Asia Associates L.P.	Cayman Islands
BPP Core Asia Associates-NQ L.P.	Cayman Islands
BPP Core Asia L.L.C.	Delaware
BPP Core Asia Ltd.	Cayman Islands
BPP Core Asia-NQ L.L.C.	Delaware
BPP Core Asia-NQ Ltd.	Cayman Islands
BPP Pristine Co-Invest GP ULC	Canada
BPP Pristine Co-Invest Special LP ULC	Canada
BPP Pristine Holdings GP Limited	Cayman Islands
BPPE Condor 1 GP S.à r.l.	Luxembourg
BPPE Condor 2 GP S.à r.l.	Luxembourg
BPPE REIT GP Limited	Jersey
BRE Advisors Europe L.L.C.	Delaware
BRE Advisors III L.L.C.	Delaware
BRE Advisors International L.L.C.	Delaware
BRE Advisors IV L.L.C.	Delaware
BRE Advisors V L.L.C.	Delaware
BRE Advisors VI L.L.C.	Delaware
BRE Associates International (Cayman) II Ltd.	Cayman Islands
BRE Gryphon Advisors LLC	Delaware
BRE/SW Green Associates L.P.	Cayman Islands
BREA Asia III (Cayman) L.P.	Cayman Islands
BREA Edens L.L.C.	Delaware
BREA Europe VI (Cayman) L.P.	Cayman Islands
BREA Europe VII (Cayman) L.P.	Cayman Islands
BREA International (Cayman) II Ltd.	Cayman Islands
BREA International (Cayman) Ltd.	Cayman Islands
BREA IV L.L.C.	Delaware
BREA IX (Delaware) L.P.	Delaware
BREA IX (Offshore) (Cayman) L.P.	Cayman Islands
BREA IX L.L.C.	Delaware
BREA IX Ltd.	Cayman Islands
BREA OMP GP L.L.C.	Delaware
BREA V L.L.C.	Delaware
BREA VI L.L.C.	Delaware
BREA VII L.L.C.	Delaware
BREA VIII L.L.C.	Delaware
BREA VIII-NQ L.L.C.	Delaware
BREA VII-NQ L.L.C.	Delaware
BREA VI-NQ L.L.C.	Delaware
BREA X (Delaware) L.P.	Delaware
BREA X (Offshore) (Cayman) L.P.	Cayman Islands

<u>Name</u>	<u>Jurisdiction of Incorporation or Organization</u>
BREA X L.L.C.	Delaware
BREA X Ltd.	Cayman Islands
BREAI (Delaware) II L.L.C.	Delaware
BREAI II L.P.	Delaware
BRECA L.L.C.	Delaware
BREDS Associates HG Loan NQ L.P.	Delaware
BREDS Associates II Loan NQ L.P.	Delaware
BREDS Associates II NQ L.P.	Delaware
BREDS Associates III Loan NQ L.P.	Delaware
BREDS Associates III NQ PE L.P.	Delaware
BREDS Capital GP LLP	United Kingdom
BREDS Capital UK Limited	United Kingdom
BREDS Europe HG Holdings NQ GP Ltd.	Cayman Islands
BREDS HG GP NQ - AIV L.L.C.	Delaware
BREDS High-Grade GP L.L.C.	Delaware
BREDS II Feeder Fund GP L.P.	Cayman Islands
BREDS II Feeder GP LTD.	Cayman Islands
BREDS II GP - Gaussian L.L.C.	Delaware
BREDS II GP - Gaussian NQ L.L.C.	Delaware
BREDS II GP L.L.C.	Delaware
BREDS II GP NQ - AIV L.L.C.	Delaware
BREDS II GP NQ L.L.C.	Delaware
BREDS II LR Associates (Cayman) - NQ Ltd.	Cayman Islands
BREDS III (Cayman) NQ Ltd.	Cayman Islands
BREDS III Associates (Cayman) NQ L.P.	Cayman Islands
BREDS III Capital GP LLP	United Kingdom
BREDS III Capital UK Limited	United Kingdom
BREDS III Feeder Fund GP L.P.	Cayman Islands
BREDS III GP L.L.C.	Delaware
BREDS III GP NQ - AIV L.L.C.	Delaware
BREDS III GP NQ L.L.C.	Delaware
BREDS III GP NQ PE L.L.C.	Delaware
BREDS III Supervisory UK LLP	United Kingdom
BREDS III UK L.L.C.	Delaware
BREDS III UK Supervisory Limited	United Kingdom
BREDS IV (AIV) GP L.L.C.	Delaware
BREDS IV Capital GP LLP	United Kingdom
BREDS IV Capital UK Limited	United Kingdom
BREDS IV Feeder Fund GP L.P.	Cayman Islands
BREDS IV GP L.L.C.	Delaware
BREDS IV L.P.	Delaware
BREDS IV Supervisory UK LLP	United Kingdom
BREDS IV UK Supervisory Limited	United Kingdom
BREDS IV-A L.P.	Delaware
BREDS Supervisory UK LLP	United Kingdom
BREDS UK L.L.C.	Delaware
BREDS UK Supervisory Limited	United Kingdom
BREDS V (AIV) GP L.L.C.	Delaware
BREDS V Feeder Fund GP L.P.	Cayman Islands

<u>Name</u>	<u>Jurisdiction of Incorporation or Organization</u>
BREDS V GP L.L.C.	Delaware
BREDS V L.P.	Delaware
BREDS V-A L.P.	Delaware
BREIT Special Limited Partner L.P.	Delaware
BREMAI II L.P.	Canada
BREP Asia - NQ L.L.C.	Delaware
BREP Asia - NQ Side-by-Side GP L.L.C.	Delaware
BREP Asia II L.L.C.	Delaware
BREP Asia II Ltd.	Cayman Islands
BREP Asia III L.L.C.	Delaware
BREP Asia III Ltd.	Cayman Islands
BREP Asia L.L.C.	Delaware
BREP Asia Ltd.	Cayman Islands
BREP Asia Side-by-Side GP L.L.C.	Delaware
BREP Asia UK L.L.C.	Delaware
BREP Capital Asia III L.L.C.	Delaware
BREP Capital GP Asia III L.P.	Delaware
BREP Capital GP X L.P.	Delaware
BREP Capital X L.L.C.	Delaware
BREP Chiswick GP L.L.C.	Delaware
BREP Cognac Co-Invest GP ULC	Canada
BREP Cognac Co-Invest Special LP ULC	Canada
BREP Co-Invest GP L.L.C.	Delaware
BREP Co-Invest GP L.P.	Delaware
BREP Edens Associates L.P.	Delaware
BREP Europe III GP L.L.C.	Delaware
BREP Europe III GP L.P.	Delaware
BREP Europe III-NQ GP L.L.C.	Delaware
BREP Europe III-NQ GP L.P.	Delaware
BREP International GP L.L.C.	Delaware
BREP International GP L.P.	Delaware
BREP International II - Q GP L.P.	Delaware
BREP International II GP L.L.C.	Delaware
BREP International II GP L.P.	Delaware
BREP International II-Q GP L.L.C.	Delaware
BREP IV (Offshore) GP L.L.C.	Delaware
BREP IV (Offshore) GP L.P.	Delaware
BREP IV Side-by-Side GP L.L.C.	Delaware
BREP IX (Offshore) GP L.L.C.	Delaware
BREP IX (Offshore) GP L.P.	Delaware
BREP OMP Associates L.P.	Delaware
BREP Supervisory Asia III L.L.C.	Delaware
BREP Supervisory GP Asia III L.P.	Delaware
BREP Supervisory GP X L.P.	Delaware
BREP V (Offshore) GP L.L.C.	Delaware
BREP V (Offshore) GP L.P.	Delaware
BREP V Side-by-Side GP L.L.C.	Delaware
BREP VI - NQ Side-by-Side GP L.L.C.	Delaware
BREP VI - Q (Offshore) GP L.L.C.	Delaware

<u>Name</u>	<u>Jurisdiction of Incorporation or Organization</u>
BREP VI (Offshore) GP L.L.C.	Delaware
BREP VI (Offshore) GP L.P.	Delaware
BREP VI Side-by-Side GP L.L.C.	Delaware
BREP VII (Offshore) GP L.L.C.	Delaware
BREP VII (Offshore) GP L.P.	Delaware
BREP VII Side-by-Side GP L.L.C.	Delaware
BREP VIII (Offshore) GP L.L.C.	Delaware
BREP VIII (Offshore) GP L.P.	Delaware
BREP VIII Side-by-Side GP L.L.C.	Delaware
BREP VIII UK L.L.C.	Delaware
BREP VIII-NQ (Offshore) GP L.L.C.	Delaware
BREP VIII-NQ (Offshore) GP L.P.	Delaware
BREP VIII-NQ Side-by-Side GP L.L.C.	Delaware
BREP VII-NQ (Offshore) GP L.L.C.	Delaware
BREP VII-NQ (Offshore) GP L.P.	Delaware
BREP VII-NQ Side-by-Side GP L.L.C.	Delaware
BREP VI-Q (Offshore) GP L.P.	Delaware
BREP X (Offshore) GP L.L.C.	Delaware
BREP X (Offshore) GP L.P.	Delaware
BRESE L.L.C.	Delaware
BSAF III GP LLC	Delaware
BSCA Advisors L.L.C.	Delaware
BSCA Associates L.L.C.	Delaware
BSCA II B GP L.P.	Delaware
BSCA II B L.L.C.	Delaware
BSCA II GP L.P.	Delaware
BSCA II L.L.C.	Delaware
BSCA III B L.L.C.	Delaware
BSCA III B GP L.P.	Delaware
BSCA III GP L.P.	Delaware
BSCA III L.L.C.	Delaware
BSCH Side-By-Side GP L.L.C.	Delaware
BSOA Investment Partnership GP L.L.C.	Delaware
BSOA Investment Partnership L.P.	Delaware
BSP Solstice GP L.L.C.	Delaware
BSP Summer GP L.L.C.	Delaware
BSSF Holdings Intermediary (Cayman) Ltd.	Cayman Islands
BSSF I AIV GP L.L.C.	Delaware
BTAS Associates L.L.C.	Delaware
BTAS Associates-NQ L.L.C.	Delaware
BTD CP Holdings LP	Delaware
BTO - FCC NQ Side-by-Side GP L.L.C.	Delaware
BTO - NQ Side-by-Side GP L.L.C.	Delaware
BTO AD (Cayman) - NQ GP L.P.	Cayman Islands
BTO AD GP L.L.C.	Delaware
BTO Ascenty ESC (Cayman), L.P.	Cayman Islands
BTO Asia SBS Holding I Ltd.	Cayman Islands
BTO BA Fiber ESC (Cayman) L.P.	Cayman Islands
BTO BTIG ESC Holdings L.P.	Delaware

<u>Name</u>	<u>Jurisdiction of Incorporation or Organization</u>
BTO Caesars Manager L.L.C.	Delaware
BTO Commodities Manager L.L.C.	Delaware
BTO CR Fund Associates (Cayman) L.P.	Cayman Islands
BTO DE GP - NQ L.L.C.	Delaware
BTO Eletson Manager L.L.C.	Delaware
BTO ESC Park Holdings L.P.	Delaware
BTO ESC Precision Holdings L.P.	Delaware
BTO ESC PTI International Holdings L.P.	Cayman Islands
BTO ESC PTI US Holdings L.P.	Delaware
BTO ESC RGB Holdings L.P.	Delaware
BTO European Diversified Property Manager LLC	Delaware
BTO FCC Associates - NQ L.L.C.	Delaware
BTO Feeder Manager IV (CYM) L.L.C.	Cayman Islands
BTO Feeder Manager IV L.L.C.	Delaware
BTO Flames Manager Inc.	Canada
BTO Freeze Parent GP LLC	Delaware
BTO Gamma Manager L.L.C.	Delaware
BTO George Manager L.L.C.	Delaware
BTO GP - NQ L.L.C.	Delaware
BTO GP Finance LLC	Delaware
BTO GP L.L.C.	Delaware
BTO Hafnia Manager L.L.C.	Delaware
BTO Hercules Manager L.L.C.	Delaware
BTO HFZ Manager L.L.C.	Delaware
BTO Holdco Manager L.L.C.	Delaware
BTO Holdings (Cayman) - NQ Manager L.L.C.	Delaware
BTO Holdings Cayman Manager L.L.C.	Delaware
BTO Holdings Manager - NQ L.L.C.	Delaware
BTO Holdings Manager (LUX) S.à r.l.	Luxembourg
BTO Holdings Manager IV (CYM) L.L.C.	Cayman Islands
BTO Holdings Manager IV L.L.C.	Delaware
BTO Holdings Manager L.L.C.	Delaware
BTO Holdings Manager Ltd.	Cayman Islands
BTO IH3 Manager L.L.C.	Delaware
BTO Italian Manager L.L.C.	Delaware
BTO Koala Manager L.L.C.	Delaware
BTO Life Settlement Manager L.L.C.	Delaware
BTO NCR Holdings - ESC L.P.	Delaware
BTO Night Manager L.L.C.	Delaware
BTO Omaha Manager L.L.C.	Delaware
BTO One Market Plaza Manager L.L.C.	Delaware
BTO Peachtree Fund ESC L.P.	Delaware
BTO Peachtree Holdings Manager L.L.C.	Delaware
BTO Pluto Manager L.L.C.	Delaware
BTO Resolution Manager L.L.C.	Delaware
BTO Rothesay Manager L.L.C.	Delaware
BTO RPL Manager L.L.C.	Delaware
BTO Side-by-Side GP L.L.C.	Delaware
BTO SKYY Master Holding GP	Cayman Islands

<u>Name</u>	<u>Jurisdiction of Incorporation or Organization</u>
BTOA - NQ L.L.C.	Delaware
BTOA AD L.P.	Delaware
BTOA II L.L.C.	Delaware
BTOA III - NQ L.P.	Delaware
BTOA III (Cayman) - GP L.P.	Cayman Islands
BTOA III (Cayman) - NQ GP L.P.	Cayman Islands
BTOA III L.P.	Delaware
BTOA III Lux L.L.C.	Delaware
BTOA III Lux Ltd.	Cayman Islands
BTOA IV (CYM) - NQ GP L.P.	Cayman Islands
BTOA IV L.P.	Delaware
BTOA L.L.C.	Delaware
BTOSI GP - NQ L.L.C.	Delaware
BTOSI GP L.L.C.	Delaware
BTOSI Holdings Manager - NQ L.L.C.	Delaware
BTOSIA - NQ L.L.C.	Delaware
BTOSIA L.L.C.	Delaware
BTOSIAO - NQ L.L.C.	Delaware
BUMO GP L.L.C.	Delaware
BX Ambar Power 2 Aggregator GP L.L.C.	Delaware
BX Bodyguard Royalties (CYM) GP L.L.C.	Cayman Islands
BX Eiris Solutions Aggregator GP (CYM) L.L.C.	Cayman Islands
BX ELC Associates LLC	Delaware
BX Gates ML-3 Holdco LLC	Cayman Islands
BX Mexico Advisors, S.A. de C.V.	Mexico
BX Pillar Holdco II LLC	Delaware
BX Pillar Holdco LLC	Delaware
BX RE Ventures L.L.C.	Delaware
BX REIT Advisors L.L.C.	Delaware
BX Shipston SCSp	Luxembourg
BXC Armadillo Co-Investment Fund-D GP LLC	Delaware
BXC Azul Associates LLC	Delaware
BXC Balthazar Fund Associates LLC	Delaware
BXC Centre Street Associates LLC	Delaware
BXC DL (WH) Holdings LLC	Delaware
BXC Fuji Associates LLC	Delaware
BXC Jade Associates LLC	Delaware
BXC KFA Fund Associates LLC	Delaware
BXC Lucy Associates LLC	Delaware
BXC Magnesium Associates LLC	Delaware
BXC MayBay Finance GP Inc.	Delaware
BXC Tax Credit Strategies LLC	Delaware
BXCI Pinehurst GP LLC	Delaware
BXD Associates (Delaware) LP	Delaware
BXD WH 1 LP	Delaware
BXD WH 2 LP	Delaware
BXDE Associates (CYM) LP	Cayman Islands
BXD-T Associates (Delaware) LP	Delaware
BXD-T Cayman GP LP	Cayman Islands

<u>Name</u>	<u>Jurisdiction of Incorporation or Organization</u>
BXD-T WH 1 LP	Delaware
BXG GP L.L.C.	Delaware
BXG Holdings Manager (CYM) L.L.C.	Cayman Islands
BXG Holdings Manager L.L.C.	Delaware
BXG II (Cayman) Ltd.	Cayman Islands
BXG II GP L.L.C.	Delaware
BXG II Side-by-Side GP L.L.C.	Delaware
BXG Side-by-Side GP L.L.C.	Delaware
BXGA GP (CYM) L.P.	Cayman Islands
BXGA GP L.P.	Delaware
BXGA II GP (CYM) L.P.	Cayman Islands
BXGA II GP L.P.	Delaware
BXGA II L.L.C.	Delaware
BXGA L.L.C.	Delaware
BXINFRA Aggregator (CYM) L.P.	Cayman Islands
BXINFRA Finance GP L.L.C.	Cayman Islands
BXINFRA ICP L.L.C.	Delaware
BXINFRA LCS L.L.C.	Delaware
BXINFRA US (E) (CYM) Feeder L.P.	Cayman Islands
BXINFRA US (E) Holdco L.L.C.	Delaware
BXINFRA US (L) Holdco L.P.	Delaware
BXINFRA US (NE) Holdco L.L.C.	Delaware
BXINFRA US Aggregator (E) (CYM) L.P.	Cayman Islands
BXINFRA US Aggregator (NE) (CYM) L.P.	Cayman Islands
BXINFRA US Finance (L) L.P.	Cayman Islands
BXINFRA US Finance 1 L.P.	Cayman Islands
BXINFRA US Lower Fund 1 L.P.	Delaware
BXINFRA US Lower Fund 2 L.P.	Delaware
BXINFRA US Lower Fund 3 L.P.	Delaware
BXINFRA WH 1 L.L.C.	Delaware
BXINFRA WH 3 L.L.C.	Delaware
BXINFRA WH 5 L.L.C.	Delaware
BXINFRA WH 6 L.L.C.	Delaware
BXINFRA WH 7 L.L.C.	Delaware
BXINFRA WH 8 L.L.C.	Delaware
BXISA L.L.C.	Delaware
BXJB Holdings Manager L.L.C.	Cayman Islands
BXJC Holdings Manager L.L.C.	Cayman Islands
BXLS Family Investment Partnership (CYM) V - ESC L.P.	Cayman Islands
BXLS Family Investment Partnership V - ESC L.P.	Delaware
BXLS LR Associates (Cayman) V Ltd.	Cayman Islands
BXLS V GP L.P.	Delaware
BXLS V L.L.C.	Delaware
BXLS V Side-by-Side GP L.L.C.	Delaware
BXLS VI GP L.P.	Delaware
BXLS VI L.L.C.	Cayman Islands
BXLS Yield GP L.P.	Delaware
BXLS Yield HoldCo (CYM) GP L.L.C.	Cayman Islands
BXLS Yield L.L.C.	Cayman Islands



<u>Name</u>	<u>Jurisdiction of Incorporation or Organization</u>
BXMT Advisors L.L.C.	Delaware
BXPE Aggregator GP S.à r.l.	Luxembourg
BXPEA L.L.C.	Delaware
BZDIF Associates GP (DEL) L.L.C.	Delaware
BZDIF Associates GP Ltd.	Cayman Islands
BZDIF Associates L.P.	Cayman Islands
BZDIF Associates Ltd.	Cayman Islands
Capitol Gardens Associates L.L.C.	Cayman Islands
Catalyst Fund Holdco L.P.	Delaware
CFS ESC Lower Holdings (Delaware) GP L.L.C.	Delaware
CFS Holdings (Cayman) ESC, L.P.	Cayman Islands
CHK Mid-Con Co-Invest Associates LLC	Delaware
Clarus IV GP, L.P.	Delaware
Clarus IV GP, LLC	Delaware
Clarus Ventures, LLC	Delaware
Cleveland Tonkawa CIM, LLC	Delaware
Clover CLO Advisors, LLC	Delaware
Clover Credit Management, LLC	Delaware
Clover Credit Partners CLO III, Ltd.	Cayman Islands
Clover Holdco LLC	Delaware
CT High Grade Partners II Co-Invest, LLC	Delaware
CT Investment Management Co., LLC	Delaware
DCI GP, LLC	Delaware
Emerald Aggregator II GP. L.L.C.	Delaware
Equity Healthcare L.L.C.	Delaware
ESDF II ABL Borrower Associates Ltd.	Cayman Islands
ESDF III ABL Borrower Associates S.à r.l.	Luxembourg
FourFive SBS Holding Ltd	Cayman Islands
G QCM GP S.à r.l.	Luxembourg
G QCM SLP LLC	Delaware
G QCM Special LP	Cayman Islands
Graphite Holdings LLC	Delaware
GSO 3 Bear Energy Holdings Associates LLC	Delaware
GSO Advisor Holdings L.L.C.	Delaware
GSO Aiguille des Grands Montets Associates LLC	Delaware
GSO Aiguille Des Grands Montets GP LTD	Cayman Islands
GSO Altus Holdings Associates LLC	Delaware
GSO AMD Holdings Associates LLC	Delaware
GSO Associates LLC	Delaware
GSO Bakken Associates I LLC	Delaware
GSO Bandera Strategic Credit Associates I LLC	Delaware
GSO Beacon Co-Invest Associates LLC	Delaware
GSO BISA Blazer Associates LLC	Delaware
GSO Blazer Holdings Associates LLC	Delaware
GSO BSOF SLP LLC	Delaware
GSO Cactus Credit Opportunities Associates LLC	Delaware
GSO CalPeak Energy Associates LLC	Delaware
GSO Capital Opportunities Associates II (Cayman) Ltd.	Cayman Islands
GSO Capital Opportunities Associates II (Delaware) LLC	Delaware

<u>Name</u>	<u>Jurisdiction of Incorporation or Organization</u>
GSO Capital Opportunities Associates II (Facility) LLC	Delaware
GSO Capital Opportunities Associates II LP	Cayman Islands
GSO Capital Opportunities Associates III (AIR) LLC	Delaware
GSO Capital Opportunities Associates III LLC	Delaware
GSO Capital Opportunities Associates IV (Cayman) Ltd.	Cayman Islands
GSO Capital Opportunities Associates IV (Delaware) LLC	Delaware
GSO Capital Opportunities Associates IV (EEA) GP S.à r.l.	Luxembourg
GSO Capital Opportunities Associates IV LP	Cayman Islands
GSO Capital Opportunities Associates LLC	Delaware
GSO Capital Opportunities Overseas Associates LLC	Delaware
GSO Capital Partners (California) LLC	Delaware
GSO Capital Partners (Texas) GP LLC	Texas
GSO Capital Partners (Texas) LP	Texas
GSO Capital Partners (UK) Limited	United Kingdom
GSO Capital Partners GP L.L.C.	Delaware
GSO Capital Solutions Associates II (Cayman) Ltd.	Cayman Islands
GSO Capital Solutions Associates II (Delaware) LLC	Delaware
GSO Capital Solutions Associates II LP	Cayman Islands
GSO Capital Solutions Associates III (Cayman) Ltd.	Cayman Islands
GSO Capital Solutions Associates III (Delaware) LLC	Delaware
GSO Capital Solutions Associates III (EEA) GP S.à r.l.	Luxembourg
GSO Capital Solutions Associates III LP	Cayman Islands
GSO Churchill Associates II LLC	Delaware
GSO Churchill Associates LLC	Delaware
GSO ClearGen Holdings Associates LLC	Delaware
GSO CLO Opportunity Associates LLC	Delaware
GSO Coastline Credit Associates LLC	Delaware
GSO COF III Co-Investment Associates (AIR) LLC	Delaware
GSO COF III Co-Investment Associates LLC	Delaware
GSO COF IV Co-Investment Associates LLC	Delaware
GSO Co-Investment Fund-D Associates LLC	Delaware
GSO Co-Investor WPX-C Associates LLC	Delaware
GSO Community Development Capital Group IV Associates LP	Delaware
GSO Convoy Holdings Associates LLC	Delaware
GSO Credit Alpha Associates II (Cayman) Ltd.	Cayman Islands
GSO Credit Alpha Associates II (Delaware) LLC	Delaware
GSO Credit Alpha Associates II LP	Cayman Islands
GSO Credit Alpha Associates LLC	Delaware
GSO Credit Alpha Diversified Alternatives Associates LLC	Delaware
GSO Credit-A Associates LLC	Delaware
GSO CSF III Co-Investment Associates (Cayman) Ltd.	Cayman Islands
GSO CSF III Co-Investment Associates (Delaware) LLC	Delaware
GSO CSF III Co-Investment Associates LP	Cayman Islands
GSO Delaware Holdings Associates LLC	Delaware
GSO Diamond Portfolio Associates LLC	Delaware
GSO Direct Lending Fund-D Associates LLC	Delaware
GSO DL Co-Invest CI Associates LLC	Delaware
GSO DL Co-Invest EIS Associates LLC	Delaware
GSO DP Associates LLC	Delaware

<u>Name</u>	<u>Jurisdiction of Incorporation or Organization</u>
GSO DrillCo Holdings Associates II LLC	Delaware
GSO DrillCo Holdings Associates LLC	Delaware
GSO EM Holdings Associates LLC	Delaware
GSO Energy E&P Holdings 4 Co-Invest Associates LLC	Delaware
GSO Energy Lending Fund-A Onshore Associates LLC	Delaware
GSO Energy Lending Fund-A Overseas Associates LLC	Delaware
GSO Energy Market Opportunities Associates LLC	Delaware
GSO Energy Partners-A Associates LLC	Delaware
GSO Energy Partners-B Associates LLC	Delaware
GSO Energy Partners-C Associates II LLC	Delaware
GSO Energy Partners-C Associates LLC	Delaware
GSO Energy Partners-D Associates LLC	Delaware
GSO Energy Partners-E Associates LLC	Delaware
GSO Energy Select Opportunities Associates II (Cayman) Ltd.	Cayman Islands
GSO Energy Select Opportunities Associates II (Delaware) LLC	Delaware
GSO Energy Select Opportunities Associates II (EEA) GP S.à r.l.	Luxembourg
GSO Energy Select Opportunities Associates II LP	Cayman Islands
GSO Energy Select Opportunities Associates LLC	Delaware
GSO Equitable Holdings Associates LLC	Delaware
GSO European Senior Debt Associates II (Cayman) Ltd.	Cayman Islands
GSO European Senior Debt Associates II (Delaware) LLC	Delaware
GSO European Senior Debt Associates II (EEA) GP S.à r.l.	Luxembourg
GSO European Senior Debt Associates II LP	Cayman Islands
GSO European Senior Debt Associates LLC	Delaware
GSO FPP Associates LLC	Delaware
GSO FSGCOF Holdings LLC	Delaware
GSO GEPH Holdings Associates LLC	Delaware
GSO Global Dynamic Credit Associates LLC	Delaware
GSO Harrington Credit Alpha Associates L.L.C.	Delaware
GSO Holdings I L.L.C.	Delaware
GSO Holdings II L.L.C.	Delaware
GSO Holdings III L.L.C.	Delaware
GSO IH Holdings Associates LLC	Delaware
GSO IM Holdings Associates LLC	Delaware
GSO Jasmine Associates LLC	Delaware
GSO M5 Holdings Associates LLC	Delaware
GSO M6 Holdings Associates LLC	Delaware
GSO MAK Associates LLC	Delaware
GSO MMBU Holdings Associates LLC	Delaware
GSO Nemo Associates LLC	Delaware
GSO Oasis Credit Associates LLC	Delaware
GSO Orchid Associates LLC	Delaware
GSO Overseas Associates LLC	Delaware
GSO Palmetto Capital Associates LLC	Delaware
GSO Palmetto Opportunistic Associates LLC	Delaware
GSO Rodeo Holdings Associates LLC	Delaware
GSO SFRO Associates LLC	Delaware
GSO SJ Partners Associates LLC	Delaware
GSO Spartan Associates LLC	Delaware

<u>Name</u>	<u>Jurisdiction of Incorporation or Organization</u>
GSO ST Holdings Associates LLC	Delaware
GSO Targeted Opportunity Associates LLC	Delaware
GSO Targeted Opportunity Master Associates LLC	Delaware
GSO Targeted Opportunity Overseas Associates LLC	Delaware
GSO Tiger Holdings Associates LLC	Delaware
GSO WPX Holdings Associates LLC	Delaware
Hancock Servicer L.L.C.	Delaware
Harmony 2024 GP L.L.C.	Delaware
Harvest Fund Advisors, LLC	Delaware
Harvest Fund Holdco L.P.	Delaware
Harvest Fund Manager LLC	Delaware
Huskies Acquisition LLC	Delaware
Immortality ESC Ltd.	Cayman Islands
JN GP L.L.C.	Cayman Islands
Joy Acquisitions SPV GP LLC	Delaware
Lexington National Land Services, LLC	New York
Lifestyle SBS Holding Ltd	Cayman Islands
LNLS HoldCo LLC	Delaware
LNLS Upper Holdings LLC	Delaware
LSV Fund 3 GP (Cayman) Ltd.	Cayman Islands
LSV Fund 4 GP (Cayman) Ltd.	Cayman Islands
LSV Fund 5 GP (Cayman) Ltd.	Cayman Islands
LSV Fund GP (Cayman) Ltd.	Cayman Islands
MarketPark O&G HoldCo II LLC	Delaware
MarketPark O&G HoldCo III LLC	Delaware
MB Asia REA L.L.C.	Delaware
MB Asia REA L.P.	Cayman Islands
MB Asia REA Ltd.	Cayman Islands
MB Asia Real Estate Associates L.P.	Cayman Islands
ML Asian R.E. Fund GP, L.P.	Cayman Islands
Motion Aggregator GP L.L.C.	Delaware
Raven GBP Investments Limited	Jersey
RLA European PC (LUX) GP S.à r.l.	Luxembourg
Rome Holdco L.L.C.	Cayman Islands
Rome Holdco L.P.	Cayman Islands
Siccar Point (Cayman) Holdco II Limited	Cayman Islands
Siccar Point (Cayman) Holdco III Limited	Cayman Islands
Signal Holdings GP, L.L.C.	Delaware
SP Duet Acquisitions GP LLC	Delaware
SP Mars Acquisitions GP LLC	Delaware
SP Polar Holdings GP, LLC	Delaware
SP RA II (Cayman) - NQ GP L.P.	Cayman Islands
SP RA II LR Associates (Cayman) - NQ Ltd.	Cayman Islands
SP RA Stark Acquisitions GP LLC	Delaware
SP Stark Acquisitions GP LLC	Delaware
SPFS Advisors L.L.C.	Delaware
SPFSA 2007 L.L.C.	Delaware
SPFSA DE L.L.C.	Delaware
SPFSA GP Solutions L.L.C.	Delaware

<u>Name</u>	<u>Jurisdiction of Incorporation or Organization</u>
SPFSA I L.L.C.	Delaware
SPFSA II L.L.C.	Delaware
SPFSA III L.L.C.	Delaware
SPFSA Infrastructure III L.L.C.	Delaware
SPFSA Infrastructure IV L.L.C.	Delaware
SPFSA IV L.L.C.	Delaware
SPFSA IX L.L.C.	Delaware
SPFSA Opportunities L.L.C.	Delaware
SPFSA RA II - NQ L.L.C.	Delaware
SPFSA RA II L.L.C.	Delaware
SPFSA RE VII L.L.C.	Delaware
SPFSA RE VIII L.L.C.	Delaware
SPFSA V L.L.C.	Delaware
SPFSA VI L.L.C.	Delaware
SPFSA VII L.L.C.	Delaware
SPFSA VIII L.L.C.	Delaware
Steamboat Credit Opportunities GP LLC	Delaware
StoneCo IV Corporation	Delaware
Strategic Partners Fund Solutions Advisors L.P.	Delaware
Strategic Partners Fund Solutions Associates - NC Real Asset Opportunities, L.P.	Delaware
Strategic Partners Fund Solutions Associates 2007 L.P.	Delaware
Strategic Partners Fund Solutions Associates DE L.P.	Delaware
Strategic Partners Fund Solutions Associates GP Solutions (Lux) S.à r.l.	Luxembourg
Strategic Partners Fund Solutions Associates GP Solutions L.P.	Delaware
Strategic Partners Fund Solutions Associates II L.P.	Delaware
Strategic Partners Fund Solutions Associates III L.P.	Delaware
Strategic Partners Fund Solutions Associates Infrastructure III (Lux) S.à r.l.	Luxembourg
Strategic Partners Fund Solutions Associates Infrastructure III L.P.	Delaware
Strategic Partners Fund Solutions Associates Infrastructure IV (LUX) S.à r.l.	Luxembourg
Strategic Partners Fund Solutions Associates Infrastructure IV L.P.	Delaware
Strategic Partners Fund Solutions Associates IV L.P.	Delaware
Strategic Partners Fund Solutions Associates IX (Lux) S.à r.l.	Luxembourg
Strategic Partners Fund Solutions Associates IX AIV L.P.	Delaware
Strategic Partners Fund Solutions Associates IX L.P.	Delaware
Strategic Partners Fund Solutions Associates Opportunities L.P.	Delaware
Strategic Partners Fund Solutions Associates RA II (Cayman) - NQ L.P.	Cayman Islands
Strategic Partners Fund Solutions Associates RA II, L.P.	Delaware
Strategic Partners Fund Solutions Associates Real Estate VI L.P.	Delaware
Strategic Partners Fund Solutions Associates Real Estate VII L.P.	Delaware
Strategic Partners Fund Solutions Associates Real Estate VIII (Lux) S.a r.l.	Luxembourg
Strategic Partners Fund Solutions Associates Real Estate VIII L.P.	Delaware
Strategic Partners Fund Solutions Associates V L.P.	Delaware
Strategic Partners Fund Solutions Associates VI L.P.	Delaware
Strategic Partners Fund Solutions Associates VII AIV L.P.	Delaware
Strategic Partners Fund Solutions Associates VII L.P.	Delaware
Strategic Partners Fund Solutions Associates VIII (Lux) S.à r.l.	Luxembourg
Strategic Partners Fund Solutions Associates VIII L.P.	Delaware
Strategic Partners Fund Solutions GP (Offshore) Ltd.	Cayman Islands
Sunrise Holdco S.à r.l	Luxembourg

<u>Name</u>	<u>Jurisdiction of Incorporation or Organization</u>
TBG Realty Corp.	New York
The Blackstone Group (Australia) Pty Limited	Australia
The Blackstone Group (HK) Holdings Limited	Hong Kong
The Blackstone Group (HK) Limited	Hong Kong
The Blackstone Group Germany GmbH	Germany
The Blackstone Group International (Cayman) Limited	Cayman Islands
The Blackstone Group International Limited	United Kingdom
The Blackstone Group Japan K.K.	Japan
The Blackstone Group Mauritius II Ltd	Mauritius
The Blackstone Group Mauritius Ltd	Mauritius
The Blackstone Group Spain SL.	Spain
Turquoise Associates Limited	Cayman Islands
Utica Royalty Associates II LLC	Delaware
Valkyrie BTO Aviation L.L.C.	Delaware
Wolverine TopCo GP, LLC	Delaware

**Subsidiary Guarantors and Issuers of Guaranteed Securities**

As of December 31, 2024, the 5.000% Senior Notes due 2034 issued by Blackstone Reg Finance Co. L.L.C., a subsidiary of Blackstone Inc. (the “Company”), were guaranteed by the Company and the following subsidiaries of the Company:

<u>Subsidiary</u>	<u>Jurisdiction of Organization</u>
Blackstone Holdings I L.P.	Delaware
Blackstone Holdings AI L.P.	Delaware
Blackstone Holdings II L.P.	Delaware
Blackstone Holdings III L.P.	Québec
Blackstone Holdings IV L.P.	Québec

**Consent of Independent Registered Public Accounting Firm**

We consent to the incorporation by reference in the following Registration Statements No. 333-283540 on Form S-3 and the following Registration Statements on Form S-8 of our report dated February 28, 2025, relating to the consolidated financial statements of Blackstone Inc. and subsidiaries (“Blackstone”) and the effectiveness of Blackstone’s internal control over financial reporting, appearing in the Annual Report on Form 10-K of Blackstone for the year ended December 31, 2024:

- Registration Statement No. 333-277332 (Blackstone Inc. Amended and Restated 2007 Equity Incentive Plan) on Form S-8
- Registration Statement No. 333-270007 (Blackstone Inc. Amended and Restated 2007 Equity Incentive Plan) on Form S-8
- Registration Statement No. 333-263058 (Blackstone Inc. Amended and Restated 2007 Equity Incentive Plan) on Form S-8
- Registration Statement No. 333-253660 (The Blackstone Group Inc. Amended and Restated 2007 Equity Incentive Plan) on Form S-8
- Registration Statement No. 333-236788 (The Blackstone Group Inc. Amended and Restated 2007 Equity Incentive Plan) on Form S-8
- Registration Statement No. 333-230020 (The Blackstone Group Inc. Amended and Restated 2007 Equity Incentive Plan) on Form S-8
- Registration Statement No. 333-223346 (The Blackstone Group Inc. Amended and Restated 2007 Equity Incentive Plan) on Form S-8
- Registration Statement No. 333-216225 (The Blackstone Group Inc. Amended and Restated 2007 Equity Incentive Plan) on Form S-8
- Registration Statement No. 333-209758 (The Blackstone Group Inc. Amended and Restated 2007 Equity Incentive Plan) on Form S-8
- Registration Statement No. 333-202359 (The Blackstone Group Inc. Amended and Restated 2007 Equity Incentive Plan) on Form S-8
- Registration Statement No. 333-194234 (The Blackstone Group Inc. Amended and Restated 2007 Equity Incentive Plan) on Form S-8
- Registration Statement No. 333-186999 (The Blackstone Group Inc. Amended and Restated 2007 Equity Incentive Plan) on Form S-8
- Registration Statement No. 333-179775 (The Blackstone Group Inc. Amended and Restated 2007 Equity Incentive Plan) on Form S-8
- Registration Statement No. 333-172451 (The Blackstone Group Inc. Amended and Restated 2007 Equity Incentive Plan) on Form S-8
- Registration Statement No. 333-165115 (The Blackstone Group Inc. Amended and Restated 2007 Equity Incentive Plan) on Form S-8
- Registration Statement No. 333-157635 (The Blackstone Group Inc. Amended and Restated 2007 Equity Incentive Plan) on Form S-8
- Registration Statement No. 333-143948 (The Blackstone Group Inc. Amended and Restated 2007 Equity Incentive Plan) on Form S-8

*/s/ DELOITTE & TOUCHE LLP*

New York, New York

February 28, 2025



## Chief Executive Officer Certification

I, Stephen A. Schwarzman, certify that:

1. I have reviewed this Annual Report on Form 10-K for the year ended December 31, 2024 of Blackstone Inc.;
2. Based on my knowledge, this report does not contain any untrue statement of a material fact or omit to state a material fact necessary to make the statements made, in light of the circumstances under which such statements were made, not misleading with respect to the period covered by this report;
3. Based on my knowledge, the financial statements, and other financial information included in this report, fairly present in all material respects the financial condition, results of operations and cash flows of the Registrant as of, and for, the periods presented in this report;
4. The Registrant's other certifying officer and I are responsible for establishing and maintaining disclosure controls and procedures (as defined in Exchange Act Rules 13a-15(e) and 15d-15(e)) and internal control over financial reporting (as defined in Exchange Act Rules 13a-15(f) and 15d-15(f)) for the Registrant and have:
  - a) Designed such disclosure controls and procedures, or caused such disclosure controls and procedures to be designed under our supervision, to ensure that material information relating to the Registrant, including its consolidated subsidiaries, is made known to us by others within those entities, particularly during the period in which this report is being prepared;
  - b) Designed such internal control over financial reporting, or caused such internal control over financial reporting to be designed under our supervision, to provide reasonable assurance regarding the reliability of financial reporting and the preparation of financial statements for external purposes in accordance with generally accepted accounting principles;
  - c) Evaluated the effectiveness of the Registrant's disclosure controls and procedures and presented in this report our conclusions about the effectiveness of the disclosure controls and procedures, as of the end of the period covered by this report based on such evaluation; and
  - d) Disclosed in this report any change in the Registrant's internal control over financial reporting that occurred during the Registrant's most recent fiscal quarter (the Registrant's fourth fiscal quarter in the case of an annual report) that has materially affected, or is reasonably likely to materially affect, the Registrant's internal control over financial reporting; and
5. The Registrant's other certifying officer and I have disclosed, based on our most recent evaluation of internal control over financial reporting, to the Registrant's auditors and the audit committee of the Registrant's board of directors (or persons performing the equivalent functions):
  - a) All significant deficiencies and material weaknesses in the design or operation of internal control over financial reporting which are reasonably likely to adversely affect the Registrant's ability to record, process, summarize and report financial information; and
  - b) Any fraud, whether or not material, that involves management or other employees who have a significant role in the Registrant's internal control over financial reporting.

Date: February 28, 2025

/s/ Stephen A. Schwarzman

Stephen A. Schwarzman  
Chief Executive Officer

**Chief Financial Officer Certification**

I, Michael S. Chae, certify that:

1. I have reviewed this Annual Report on Form 10-K for the year ended December 31, 2024 of Blackstone Inc.;
2. Based on my knowledge, this report does not contain any untrue statement of a material fact or omit to state a material fact necessary to make the statements made, in light of the circumstances under which such statements were made, not misleading with respect to the period covered by this report;
3. Based on my knowledge, the financial statements, and other financial information included in this report, fairly present in all material respects the financial condition, results of operations and cash flows of the Registrant as of, and for, the periods presented in this report;
4. The Registrant's other certifying officer and I are responsible for establishing and maintaining disclosure controls and procedures (as defined in Exchange Act Rules 13a-15(e) and 15d-15(e)) and internal control over financial reporting (as defined in Exchange Act Rules 13a-15(f) and 15d-15(f)) for the Registrant and have:
  - a) Designed such disclosure controls and procedures, or caused such disclosure controls and procedures to be designed under our supervision, to ensure that material information relating to the Registrant, including its consolidated subsidiaries, is made known to us by others within those entities, particularly during the period in which this report is being prepared;
  - b) Designed such internal control over financial reporting, or caused such internal control over financial reporting to be designed under our supervision, to provide reasonable assurance regarding the reliability of financial reporting and the preparation of financial statements for external purposes in accordance with generally accepted accounting principles;
  - c) Evaluated the effectiveness of the Registrant's disclosure controls and procedures and presented in this report our conclusions about the effectiveness of the disclosure controls and procedures, as of the end of the period covered by this report based on such evaluation; and
  - d) Disclosed in this report any change in the Registrant's internal control over financial reporting that occurred during the Registrant's most recent fiscal quarter (the Registrant's fourth fiscal quarter in the case of an annual report) that has materially affected, or is reasonably likely to materially affect, the Registrant's internal control over financial reporting; and
5. The Registrant's other certifying officer and I have disclosed, based on our most recent evaluation of internal control over financial reporting, to the Registrant's auditors and the audit committee of the Registrant's board of directors (or persons performing the equivalent functions):
  - a) All significant deficiencies and material weaknesses in the design or operation of internal control over financial reporting which are reasonably likely to adversely affect the Registrant's ability to record, process, summarize and report financial information; and
  - b) Any fraud, whether or not material, that involves management or other employees who have a significant role in the Registrant's internal control over financial reporting.

Date: February 28, 2025

/s/ Michael S. Chae

Michael S. Chae  
Chief Financial Officer

**Certification of the Chief Executive Officer  
Pursuant to 18 U.S.C. Section 1350,  
As Adopted Pursuant to Section 906 of the Sarbanes-Oxley Act of 2002**

In connection with the Annual Report of Blackstone Inc. (the "Company") on Form 10-K for the year ended December 31, 2024 as filed with the Securities and Exchange Commission on the date hereof (the "Report"), I, Stephen A. Schwarzman, Chief Executive Officer of the Company, certify, pursuant to 18 U.S.C. Section § 1350, as adopted pursuant to Section 906 of the Sarbanes-Oxley Act of 2002, that, to my knowledge:

- (1) The Report fully complies with the requirements of Section 13(a) or 15(d) of the Securities Exchange Act of 1934; and
- (2) The information contained in the Report fairly presents, in all material respects, the financial condition and results of operations of the Company.

Date: February 28, 2025

/s/ Stephen A. Schwarzman

Stephen A. Schwarzman  
Chief Executive Officer

\* The foregoing certification is being furnished solely pursuant to 18 U.S.C. Section 1350 and is not being filed as part of the Report or as a separate disclosure document.

**Certification of the Chief Financial Officer  
Pursuant to 18 U.S.C. Section 1350,  
As Adopted Pursuant to Section 906 of the Sarbanes-Oxley Act of 2002**

In connection with the Annual Report of Blackstone Inc. (the "Company") on Form 10-K for the year ended December 31, 2024 as filed with the Securities and Exchange Commission on the date hereof (the "Report"), I, Michael S. Chae, Chief Financial Officer of the Company, certify, pursuant to 18 U.S.C. Section § 1350, as adopted pursuant to Section 906 of the Sarbanes-Oxley Act of 2002, that to my knowledge:

- (1) The Report fully complies with the requirements of Section 13(a) or 15(d) of the Securities Exchange Act of 1934; and
- (2) The information contained in the Report fairly presents, in all material respects, the financial condition and results of operations of the Company.

Date: February 28, 2025

/s/ Michael S. Chae

Michael S. Chae  
Chief Financial Officer

---

\* The foregoing certification is being furnished solely pursuant to 18 U.S.C. Section 1350 and is not being filed as part of the Report or as a separate disclosure document.

**Section 13(r) Disclosure**

Mundys S.p.A. (formerly “Atlantia S.p.A.”) provided the disclosure reproduced below in connection with activities during the fiscal year ended December 31, 2024. We have not independently verified or participated in the preparation of this disclosure.

“Disclosure pursuant to Section 13(r) of the Securities Exchange Act of 1934. Funds affiliated with Blackstone first invested in Mundys S.p.A. on November 18, 2022 in connection with the voluntary public tender offer by Schema Alfa S.p.A. for all of the shares of Mundys S.p.A., pursuant to which such funds obtained a minority non-controlling interest in Mundys S.p.A. Mundys S.p.A. owns and controls Aeroporti di Roma S.p.A. (“ADR”), an operator of airports in Italy including Leonardo da Vinci-Fiumicino Airport. Iran Air has historically operated periodic flights to and from Leonardo da Vinci-Fiumicino Airport as authorized, from time to time, by an aviation-related bilateral agreement between Italy and Iran, scheduled in compliance with European Regulation 95/93, and approved by the Italian Civil Aviation Authority. ADR, as airport operator, is under a mandatory obligation to provide airport services to all air carriers (including Iran Air) authorized by the applicable Italian authority. The relevant turnover attributable to these activities (whose consideration is calculated on the basis of general tariffs determined by such independent Italian authority) in the fiscal year ended December 31, 2024 was less than €210,000. Mundys S.p.A. does not track profits specifically attributable to these activities.”