

The information in this pricing supplement is not complete and may be changed. This pricing supplement is not an offer to sell nor does it seek an offer to buy these Notes in any jurisdiction where the offer or sale is not permitted. Subject to Completion, Dated February 1, 2019.



Pricing Supplement dated February, 2019 to the
Product Prospectus Supplement MLN-EI-1 dated June 30, 2016 and/or the Product Prospectus Supplement MLN-ES-ETF-1 dated July 8, 2016 and
Prospectus Dated June 30, 2016

The Toronto-Dominion Bank

\$[●] S&P 500® Index-Linked Capped Leveraged Buffered Notes due on or about February 24, 2022
 \$[●] Russell 2000® Index-Linked Capped Leveraged Buffered Notes due on or about February 24, 2022
 \$[●] iShares® MSCI Emerging Markets ETF-Linked Capped Leveraged Buffered Notes due on or about February 24, 2022
 \$[●] iShares® MSCI EAFE ETF-Linked Capped Leveraged Buffered Notes due on or about February 24, 2022

The Toronto-Dominion Bank ("TD" or "we") is offering four separate offerings of Capped Leveraged Buffered Notes (the "Notes"), each linked to the performance of an index or an exchange-traded fund (each, a "Reference Asset") described below.

The Notes provide leveraged participation in the positive return of the Reference Asset if the level of the Reference Asset increases from the Initial Level to the Final Level, subject to the applicable Maximum Redemption Amount. Investors will receive their Principal Amount at maturity if the Final Level is below the Initial Level by up to the Buffer Percentage. If the Final Level is below the Initial Level by more than the Buffer Percentage, investors will lose 1% of the Principal Amount of the Notes for each 1% decrease from the Initial Level to the Final Level of more than the Buffer Percentage, and may lose some or almost all of their investment in the Notes. Any payments on the Notes are subject to our credit risk.

The Notes are unsecured and are not savings accounts or insured deposits of a bank. The Notes are not insured or guaranteed by the Canada Deposit Insurance Corporation, the U.S. Federal Deposit Insurance Corporation or any other governmental agency or instrumentality of Canada or the United States. The Notes will not be listed or displayed on any securities exchange or electronic communications network.

The Payment at Maturity will be greater than the Principal Amount only if the Percentage Change is greater than zero. The Notes do not guarantee the return of the Principal Amount and investors may lose some or almost all of their investment in the Notes. Any payments on the Notes are subject to our credit risk.

The Notes have complex features and investing in the Notes involves a number of risks. See "Additional Risk Factors" beginning on page P-6 of this pricing supplement, "Additional Risk Factors Specific to the Notes" beginning on page PS-5 of the product prospectus supplement MLN-EI-1 dated June 30, 2016 and page PS-1 of the product prospectus supplement MLN-ES-ETF-1 dated July 8, 2016, as applicable, (each a "product prospectus supplement", together the "product prospectus supplements") and "Risk Factors" on page 1 of the prospectus dated June 30, 2016 (the "prospectus").

Neither the Securities and Exchange Commission (the "SEC") nor any state securities commission has approved or disapproved of these Notes or determined that this pricing supplement, the product prospectus supplements or the prospectus is truthful or complete. Any representation to the contrary is a criminal offense.

We will deliver the Notes in book-entry only form through the facilities of The Depository Trust Company on or about February 25, 2019, against payment in immediately available funds.

This pricing supplement relates to four separate Notes offerings. Each offering of the Notes is linked to its own Reference Asset and has its own Initial Level, Leverage Factor, Buffer Percentage, Buffer Level, Cap Level and Maximum Redemption Amount. The performance of each offering of the Notes will not depend on the performance of any other Note offering. If you wish to participate in more than one Note offering, you must separately purchase the applicable Notes.

Reference Asset	Bloomberg Ticker	Initial Level	Leverage Factor	Buffer Percentage	Buffer Level	Cap Level/ Maximum Redemption Amount	CUSIP/ISIN
S&P 500® Index ("SPX", such Notes the "SPX Notes")	SPX	[●]	200%	10%	90% of the Initial Level	114.40% - 115.40% / \$1,288.00 - \$1,308.00	89114QA73 / US89114QA736
Russell 2000® Index ("RTY", such Notes the "RTY Notes")	RTY	[●]	200%	10%	90% of the Initial Level	114.30% - 115.30% / \$1,286.00 - \$1,306.00	89114QA81 / US89114QA819
iShares® MSCI Emerging Markets ETF ("EEM", such Notes the "EEM Notes")	EEM	\$(●]	200%	10%	90% of the Initial Level	117.00% - 119.60% / \$1,340.00 - \$1,392.00	89114QA99 / US89114QA991
iShares® MSCI EAFE ETF ("EFA", such Notes the "EFA Notes")	EFA	\$(●]	200%	10%	90% of the Initial Level	116.00% - 118.50% / \$1,320.00 - \$1,370.00	89114QB23 / US89114QB239

Notes Offering	Public Offering Price		Underwriting Discount ¹		Proceeds to TD	
	Total	Per Note	Total	Per Note	Total	Per Note
SPX Notes	\$•	\$1,000.00	\$•	\$25.00	\$•	\$975.00
RTY Notes	\$•	\$1,000.00	\$•	\$25.00	\$•	\$975.00
EEM Notes	\$•	\$1,000.00	\$•	\$25.00	\$•	\$975.00
EFA Notes	\$•	\$1,000.00	\$•	\$25.00	\$•	\$975.00

The estimated value of the Notes at the time the terms of your Notes are set on the Pricing Date, based on our internal pricing models, is expected to be between (i) \$930.00 and \$960.00 for the SPX Notes, (ii) \$930.00 and \$960.00 for the RTY Notes, (iii) \$930.00 and \$960.00 for the EEM Notes and (iv) \$935.00 and \$965.00 for the EFA Notes, as discussed further under "Additional Risk Factors — Estimated Value" beginning on page P-7 and "Additional Information Regarding the Estimated Value of the Notes" on page P-41 of this pricing supplement. The estimated value is expected to be less than the public offering price of the Notes.

The public offering price, underwriting discount and proceeds to TD listed above for each Note offering relate to the Notes we issue initially. We may decide to sell additional Notes after the date of this pricing supplement, at public offering prices and with underwriting discounts and proceeds to TD that differ from the amounts set forth above. The return (whether positive or negative) on your investment in the Notes will depend in part on the public offering price you pay for such Notes.

¹ TD Securities (USA) LLC ("TDS") will purchase the Notes from TD at the public offering price less an underwriting discount of up to \$25.00 (2.50%) per Note and may use all or a portion of that commission to allow selling concessions to other registered broker-dealers in connection with the distribution of the Notes, or will offer the Notes directly to investors. The underwriting discount represents the selling concessions for other dealers in connection with the distribution of the Notes. The other dealers may forgo, in their sole discretion, some or all of their selling concessions. TD will reimburse TDS for certain expenses in connection with its role in the offer and sale of the Notes, and TD will pay TDS a fee in connection with its role in the offer and sale of the Notes. See "Supplemental Plan of Distribution (Conflicts of Interest)" on page P-40 of this pricing supplement.

Summary

The information in this “Summary” section is qualified by the more detailed information set forth in this pricing supplement, the product prospectus supplements and the prospectus.

This pricing supplement relates to four separate Notes offerings. Each offering of the Notes is linked to its own Reference Asset and has its own Initial Level, Leverage Factor, Buffer Percentage, Buffer Level, Cap Level and Maximum Redemption Amount. The performance of each Note offering will not depend on the performance of any other Note offering. If you wish to participate in more than one Note offering, you must separately purchase each applicable Note offering.

Issuer:	TD
Issue:	Senior Debt Securities, Series E
Type of Note:	Capped Leveraged Buffered Notes
Term:	Approximately 3 years
Reference Asset & CUSIP/ISIN:	An Index or Exchange-traded Fund (an “ETF”), as indicated on the cover hereof.
Target Index (if applicable):	With respect to the EEM Notes and EEM, the MSCI® Emerging Markets Index SM . With respect to EFA Notes and EFA, the MSCI® EAFE Index SM . There is no Target Index for the SPX Notes or RTY Notes.
Agent:	TDS
Currency:	U.S. Dollars
Minimum Investment:	\$1,000 and minimum denominations of \$1,000 in excess thereof
Principal Amount:	\$1,000 per Note
Pricing Date:	February 21, 2019
Issue Date:	February 25, 2019, which is two Business Days following the Pricing Date.
Valuation Date:	February 22, 2022, subject to postponement for market and other disruptions, as described, with regard to the SPX Notes and RTY Notes, under “General Terms of the Notes—Market Disruption Events” in the product prospectus supplement MLN-EI-1 and with regard to the EEM Notes and EFA Notes, as described under “General Terms of the Notes—Market Disruption Events” in the product prospectus supplement MLN-ES-ETF-1. If the Valuation Date is not a Trading Day, the Valuation Date will be the next following Trading Day. A disruption event or other postponement for a particular Note offering will not be a disruption event for any other Note offering.
Maturity Date:	February 24, 2022, or if such day is not a Business Day, the Maturity Date will be the next following Business Day. If the Valuation Date is postponed for a particular offering, the Maturity Date for such offering will also be postponed to maintain the same number of Business Days between such dates as existed prior to the postponement(s). A disruption event or other postponement for a particular Note offering will not be a disruption event for any other Note offering.

Payment at Maturity:

If, on the Valuation Date, the Percentage Change is **positive**, then the investor will receive an amount per \$1,000 Principal Amount of the Notes equal to the lesser of :

- (i) Principal Amount + (Principal Amount x Percentage Change x Leverage Factor); and
- (ii) The Maximum Redemption Amount

If, on the Valuation Date, the Percentage Change is **less than or equal to 0%, but not by more than the Buffer Percentage** (that is, the Percentage Change is between 0% and -10%), then the investor will receive only \$1,000 per \$1,000 Principal Amount of the Notes.

If, on the Valuation Date, the Percentage Change is **negative by more than the Buffer Percentage** (that is, the Percentage Change is between -10% and -100%), then the investor will receive less than \$1,000 per \$1,000 Principal Amount of the Notes, calculated using the following formula:

Principal Amount + [Principal Amount x (Percentage Change + Buffer Percentage)]

If the Final Level is less than Buffer Level, the investor will receive less than the Principal Amount of the Notes at maturity and may lose a substantial portion of their investment.

All amounts used in or resulting from any calculation relating to the Notes, including the Payment at Maturity, will be rounded upward or downward as appropriate, to the nearest cent.

Percentage Change:

The Percentage Change is the quotient, expressed as a percentage, of the following formula:

$$\frac{\text{Final Level} - \text{Initial Level}}{\text{Initial Level}}$$

Initial Level, Leverage Factor, Buffer Percentage and Buffer Level:

Notes Offering	Initial Level ⁽¹⁾	Buffer Percentage	Buffer Level* (to be determined on the Pricing Date)	Leverage Factor
SPX Notes	[●]	10%	[●] (90% of the Initial Level)	200%
RTY Notes	[●]	10%	[●] (90% of the Initial Level)	200%
EEM Notes	[\$●]	10%	[\$●] (90% of the Initial Level)	200%
EFA Notes	[\$●]	10%	[\$●] (90% of the Initial Level)	200%

⁽¹⁾The Initial Level is the Closing Level of the Reference Asset on the Pricing Date, subject to adjustment for the EEM Notes and EFA Notes, as described under “General Terms of the Notes—Anti-Dilution Adjustments” in the product prospectus supplement MLN-ES-ETF-1 and under “Anti-Dilution Adjustments” below.

Final Level:

With respect to each Note offering, the Closing Level of the Reference Asset on the Valuation Date.

Closing Level of the Reference Asset:

With respect to the SPX Notes and RTY Notes, the Closing Level will be the official closing level of the Reference Asset (as defined in the product prospectus supplement MLN-EI-1) as published by its sponsor (its “Index Sponsor”) or any successor index on any Trading Day for the Reference Asset.

With respect to the EEM Notes and EFA Notes, the Closing Level will be the closing sale price or last reported sale price (or, in the case of NASDAQ, the official closing price) for the Reference Asset on a per-share or other unit basis, on any Trading Day for the Reference Asset or, if such Reference Asset is not quoted on any national securities exchange on that day, on any other market system or quotation system that is the primary market for the trading of such Reference Asset.

Monitoring Period:

Valuation Date Monitoring

Cap Price & Maximum Redemption Amount:

Notes Offering	Cap Level ⁽¹⁾	Maximum Redemption Amount (per Security) ⁽²⁾
SPX Notes	[●] (114.40% - 115.40% of the Initial Level)	\$1,288.00 - \$1,308.00
RTY Notes	[●] (114.30% - 115.30% of the Initial Level)	\$1,286.00 - \$1,306.00
EEM Notes	[\$●] (117.00% - 119.60% of the Initial Level) ⁽²⁾	\$1,340.00 - \$1,392.00
EFA Notes	[\$●] (116.00% - 118.50% of the Initial Level) ⁽²⁾	\$1,320.00 - \$1,370.00

(1) The actual Cap Level and Maximum Redemption Amount (per Security) will be determined on the Pricing Date.

(2) Subject to adjustment as provided under “General Terms of the Notes — Anti-Dilution Adjustments” beginning on page PS-27 of the product prospectus supplement MLN-ES-ETF-1.

Limited Events of Default:

Notwithstanding anything to the contrary set forth in the prospectus, the only events of default for the Notes are expected to be (i) defaults in the payment of principal or any interest, as applicable, that continue for 30 business days and (ii) certain bankruptcy, insolvency or reorganization events. No other breach or default under our indenture or the Notes will result in an event of default for the Notes or permit the trustee or holders to accelerate the maturity of any debt securities – that is, they will not be entitled to declare the principal amount of any Notes to be immediately due and payable. See “Additional Risk Factors — Notwithstanding Anything to the Contrary Set Forth in the Prospectus, the Indenture Will Provide Only Limited Acceleration and Enforcement Rights for the Notes”.

Business Day:

Any day that is a Monday, Tuesday, Wednesday, Thursday or Friday that is neither a legal holiday nor a day on which banking institutions are authorized or required by law to close in New York City or Toronto.

U.S. Tax Treatment:

By purchasing a Note, each holder agrees, in the absence of a statutory or regulatory change or an administrative determination or judicial ruling to the contrary, to characterize the Notes, for U.S. federal income tax purposes, as prepaid derivative contracts with respect to the Reference Asset. Based on certain factual representations received from us, our special U.S. tax counsel, is of the opinion that it would be reasonable to treat the Notes in the manner described below. However, because there is no authority that specifically addresses the tax treatment of the Notes, it is possible that your Notes could alternatively be treated for tax purposes as a single contingent payment debt instrument, as a “constructive ownership transaction” under Section 1260 of the Code (in the case of the EEM Notes and the EFA Notes) or pursuant to some other characterization, and the timing and character of your income from the Notes could differ materially and adversely from the treatment described above, as discussed further herein under “Supplemental Discussion of U.S. Federal Income Tax Consequences”.

Canadian Tax Treatment:

Please see the discussion in the applicable product prospectus supplement under “Supplemental Discussion of Canadian Tax Consequences,” which applies to the Notes.

Calculation Agent:

TD

Listing:

The Notes will not be listed or displayed on any securities exchange or electronic communications network.

Clearance and Settlement:

DTC global (including through its indirect participants Euroclear and Clearstream, Luxembourg as described under “Forms of the Debt Securities” and “Book-Entry Procedures and Settlement” in the prospectus).

Canadian Bail-in:

The Notes are not bail-inable notes under the Canada Deposit Insurance Corporation Act.

The Pricing Date, the Issue Date, and all other dates listed above are subject to change. These dates will be set forth in the final pricing supplement that will be made available in connection with sales of the Notes.

Additional Terms of Your Notes

You should read this pricing supplement together with the prospectus, as supplemented, with regard to the SPX Notes and RTY Notes by the product prospectus supplement MLN-EI-1, and with regard to the EEM Notes and EFA Notes by the product prospectus supplement MLN-ES-ETF-1, each relating to our Senior Debt Securities, Series E, of which each of the Note offerings are a part. Capitalized terms used but not defined in this pricing supplement will have the meanings given to them in the applicable product prospectus supplement. In the event of any conflict the following hierarchy will govern: first, this pricing supplement; second, the applicable product prospectus supplement; and last, the prospectus. ***The Notes vary from the terms described in the applicable product prospectus supplement in several important ways. You should read this pricing supplement carefully.***

This pricing supplement, together with the documents listed below, contains the terms of four separate Note offerings and supersedes all prior or contemporaneous oral statements as well as any other written materials including preliminary or indicative pricing terms, correspondence, trade ideas, structures for implementation, sample structures, brochures or other educational materials of ours. You should carefully consider, among other things, the matters set forth in “Additional Risk Factors” beginning on page P-7 of this pricing supplement, “Additional Risk Factors Specific to the Notes” of the product prospectus supplement and “Risk Factors” on page 1 of the prospectus, as the Notes involve risks not associated with conventional debt securities. We urge you to consult your investment, legal, tax, accounting and other advisors before you invest in the Notes. You may access these documents on the SEC website at www.sec.gov as follows (or if that address has changed, by reviewing our filings for the relevant date on the SEC website):

- Prospectus dated June 30, 2016:
<https://www.sec.gov/Archives/edgar/data/947263/000119312516638441/d162493d424b3.htm>
- Product Prospectus Supplement MLN-EI-1 dated June 30, 2016 (with regard to the SPX Notes and RTY Notes):
https://www.sec.gov/Archives/edgar/data/947263/000089109216015847/e70323_424b2.htm
- Product Prospectus Supplement MLN-ES-ETF-1 dated July 8, 2016 (with regard to the EEM Notes and EFA Notes):
https://www.sec.gov/Archives/edgar/data/947263/000089109216016045/e70441_424b2.htm

Our Central Index Key, or CIK, on the SEC website is 0000947263. As used in this pricing supplement, the “Bank,” “we,” “us,” or “our” refers to The Toronto-Dominion Bank and its subsidiaries. Alternatively, The Toronto-Dominion Bank, any Agent or any dealer participating in each of these offerings will arrange to send you the applicable product prospectus supplement(s) and the prospectus if you so request by calling 1-855-303-3234.

We reserve the right to change the terms of, or reject any offer to purchase, the Notes prior to their issuance. In the event of any changes to the terms of the Notes, we will notify you and you will be asked to accept such changes in connection with your purchase. You may also choose to reject such changes, in which case we may reject your offer to purchase.

Additional Risk Factors

The Notes involve risks not associated with an investment in ordinary fixed rate notes. This section describes the most significant risks relating to the terms of each offering of the Notes, unless otherwise specified. For additional information as to these risks, please see “Additional Risk Factors Specific to the Notes” in the applicable product prospectus supplement and “Risk Factors” on page 1 in the prospectus.

You should carefully consider whether the Notes are suited to your particular circumstances before you decide to purchase them. Accordingly, prospective investors should consult their investment, legal, tax, accounting and other advisors as to the risks entailed by an investment in the Notes and the suitability of the Notes in light of their particular circumstances.

Principal at Risk.

Investors in the Notes could lose some or almost all of their Principal Amount if there is a decline in the level of the Reference Asset. Specifically, you will lose 1% of the Principal Amount of your Notes for each 1% that the Final Level is less than the Initial Level by more than the Buffer Percentage and you could lose almost all of your investment.

The Notes Do Not Pay Interest and Your Return May Be Lower than the Return on a Conventional Debt Security of Comparable Maturity.

There will be no periodic interest payments on the Notes as there would be on a conventional fixed-rate or floating-rate debt security having a comparable maturity. The return that you will receive on the Notes, which could be negative, may be less than the return you could earn on other investments. Even if your return is positive, your return may be less than the return you would earn if you bought a conventional senior interest bearing debt security of TD.

Your Return Will Be Limited By The Maximum Redemption Amount And May Be Lower Than The Return On A Hypothetical Direct Investment In The Reference Asset.

The opportunity to participate in the possible increases in the level of the Reference Asset through an investment in the Notes will be limited because the Payment at Maturity will not exceed the applicable Maximum Redemption Amount. Furthermore, the effect of the Leverage Factor will not be taken into account for any Final Level of the Reference Asset exceeding the Cap Level, regardless of how much the Reference Asset appreciates. Accordingly, your return on the Notes may be less than your return would be if you made an investment in a note directly linked to the performance of the Reference Asset or made a hypothetical investment in the Reference Asset, or the stocks comprising the Reference Asset (the “Reference Asset Constituents”).

Investors Are Subject to TD’s Credit Risk, and TD’s Credit Ratings and Credit Spreads May Adversely Affect the Market Value of the Notes.

Although the return on the Notes will be based on the performance of the Reference Asset, the payment of any amount due on the Notes is subject to TD’s credit risk. The Notes are TD’s senior unsecured debt obligations. Investors are dependent on TD’s ability to pay all amounts due on the Notes on the Maturity Date and, therefore, investors are subject to the credit risk of TD and to changes in the market’s view of TD’s creditworthiness. Any decrease in TD’s credit ratings or increase in the credit spreads charged by the market for taking TD’s credit risk is likely to adversely affect the market value of the Notes. If TD becomes unable to meet its financial obligations as they become due, investors may not receive any amounts due under the terms of the Notes.

Notwithstanding Anything to the Contrary Set Forth in the Prospectus, the Indenture Will Provide Only Limited Acceleration and Enforcement Rights for the Notes.

In connection with the implementation of certain Canadian federal statutes, and notwithstanding anything to the contrary set forth in the prospectus, the indenture under which the Notes are issued has been supplemented to provide that, for any Notes of a series issued on or after September 23, 2018, including the Notes offered by this pricing supplement, acceleration will only be permitted if (i) we default in the payment of the principal of, or interest on, any note of that series and, in each case, the default continues for a period of 30 business days, or (ii) certain bankruptcy, insolvency or reorganization events occur. As a result, before you invest in the Notes, you should consider the risk that your safeguards and your ability to effect remedies under the indenture will be limited. See “Events of Default” herein for additional information.

The Agent Discount, if any, Offering Expenses and Certain Hedging Costs Are Likely to Adversely Affect Secondary Market Prices.

Assuming no changes in market conditions or any other relevant factors, the price, if any, at which you may be able to sell the Notes will likely be lower than the public offering price. The public offering price includes, and any price quoted to you is likely to exclude, any underwriting discount paid in connection with the initial distribution, offering expenses as well as the cost of hedging our obligations under the Notes. In addition, any such price is also likely to reflect any dealer discounts, mark-ups and other transaction costs, such as a discount to account for costs associated with establishing or unwinding any related hedge transaction.

There May Not Be an Active Trading Market for the Notes — Sales in the Secondary Market May Result in Significant Losses.

There may be little or no secondary market for the Notes. The Notes will not be listed or displayed on any securities exchange or electronic communications network. The Agent or another of our affiliates may make a market for the Notes; however, they are not required to do so and may stop any market-making activities at any time. Even if a secondary market for the Notes develops, it may not provide significant liquidity or trade at prices advantageous to you. We expect that transaction costs in any secondary market would be high. As a result, the difference between bid and ask prices for your Notes in any secondary market could be substantial.

If you sell your Notes before the Maturity Date, you may have to do so at a substantial discount from the Principal Amount irrespective of the level of the Reference Asset, and as a result, you may suffer substantial losses.

If the Level of the Reference Asset Changes, the Market Value of Your Notes May Not Change in the Same Manner.

Your Notes may trade quite differently from the performance of the Reference Asset. Changes in the level of the Reference Asset may not result in a comparable change in the market value of your Notes. Even if the level of the Reference Asset increases above the Initial Level during the life of the Notes, the market value of your Notes may not increase by the same amount and could decline.

The Payment at Maturity Is Not Linked to the Closing Level of the Reference Asset at Any Time Other than the Valuation Date.

The Final Level will be based on the closing level of the Reference Asset on the Valuation Date (as may be adjusted with respect to the EEM Notes and EFA Notes as described in the product prospectus supplement MLN-ES-ETF-1). Therefore, if the closing level of the Reference Asset dropped precipitously on the Valuation Date, the Payment at Maturity for your Notes may be significantly less than it would have been had the Payment at Maturity been linked to the closing level of the Reference Asset prior to such drop. Although the actual closing level of the Reference Asset on the Maturity Date or at other times during the life of your Notes may be higher than its closing level on the Valuation Date, you will not benefit from the closing level of the Reference Asset at any time other than the Valuation Date.

We May Sell an Additional Aggregate Principal Amount of the Notes at a Different Public Offering Price.

At our sole option, we may decide to sell an additional aggregate principal amount of the Notes subsequent to the date of the final pricing supplement. The public offering price of the Notes in the subsequent sale may differ substantially (higher or lower) from the original public offering price you paid as provided on the cover of the final pricing supplement.

If You Purchase Your Notes at a Premium to Principal Amount, the Return on Your Investment Will Be Lower Than the Return on Notes Purchased at Principal Amount and the Impact of Certain Key Terms of the Notes Will be Negatively Affected.

The Payment at Maturity will not be adjusted based on the public offering price you pay for the Notes. If you purchase Notes at a price that differs from the Principal Amount of the Notes, then the return on your investment in such Notes held to the Maturity Date will differ from, and may be substantially less than, the return on Notes purchased at principal amount. If you purchase your Notes at a premium to Principal Amount and hold them to the Maturity Date, the return on your investment in the Notes will be lower than it would have been had you purchased the Notes at Principal Amount or a discount to Principal Amount. In addition, the impact of the Buffer Level and the Cap Level on the return on your investment will depend upon the price you pay for your Notes relative to Principal Amount. For example, if you purchase your Notes at a premium to Principal Amount, the Cap Level will only permit a lower positive return on your investment in the Notes than would have been the case for Notes purchased at Principal Amount or a discount to Principal Amount. Similarly, the Buffer Level, while still providing some protection for the return on the Notes, will allow a greater percentage decrease in your investment in the Notes than would have been the case for Notes purchased at Principal Amount or a discount to Principal Amount.

Trading and Business Activities by the Bank or its Affiliates May Adversely Affect the Market Value of the Notes.

We, the Agent and our respective affiliates may hedge our obligations under the Notes by purchasing securities, futures, options or other derivative instruments with returns linked or related to changes in the level of the Reference Asset or one or more Reference Asset Constituents, and we may adjust these hedges by, among other things, purchasing or selling securities, futures, options or other derivative instruments at any time. It is possible that we or one or more of our affiliates could receive substantial returns from these hedging activities while the market value of the Notes declines. We and/or one or more of our affiliates may also issue or underwrite other securities or financial or derivative instruments with returns linked or related to changes in the performance of the Reference Asset or one or more Reference Asset Constituents.

These trading activities may present a conflict between the holders' interest in the Notes and the interests we and/or our affiliates will have in our or their proprietary accounts, in facilitating transactions, including options and other derivatives transactions, for our or their customers' accounts and in accounts under our or their management. These trading activities could be adverse to the interests of the holders of the Notes.

We, the Agent and our respective affiliates may, at present or in the future, engage in business with one or more issuers of the Reference Asset Constituents (each, a "Reference Asset Constituent Issuer"), including making loans to or providing advisory services to those companies. These services could include investment banking and merger and acquisition advisory services. These business activities may present a conflict between our, the Agent's and our affiliates' obligations, and your interests as a holder of the Notes. Moreover, we, the Agent or our affiliates may have published, and in the future expect to publish, research reports with respect to the Reference Asset, one or more Reference Asset Constituents or one or more Reference Asset Constituent Issuers. This research is modified from time to time without notice and may express opinions or provide recommendations that are inconsistent with purchasing or holding the Notes. Any of these activities by us or one or more of our affiliates or the Agents or their affiliates may affect the level of the Reference Asset or one or more Reference Asset Constituents and, therefore, the market value of the Notes and the Payment at Maturity.

Estimated Value

The Estimated Value of Your Notes Is Expected To Be Lower Than the Public Offering Price of Your Notes.

The estimated value of your Notes on the Pricing Date is expected to be lower than the public offering price of your Notes. The difference between the public offering price of your Notes and the estimated value of the Notes reflects costs and expected profits associated with selling and structuring the Notes, as well as hedging our obligations under the Notes. Because hedging our obligations entails risks and may be influenced by market forces beyond our control, this hedging may result in a profit that is more or less than expected, or a loss.

The Estimated Value of Your Notes Is Based on Our Internal Funding Rate.

The estimated value of your Notes on the Pricing Date is determined by reference to our internal funding rate. The internal funding rate used in the determination of the estimated value of the Notes generally represents a discount from the credit spreads for our conventional fixed-rate debt securities and the borrowing rate we would pay for its conventional fixed-rate debt securities. This

discount is based on, among other things, our view of the funding value of the Notes as well as the higher issuance, operational and ongoing liability management costs of the Notes in comparison to those costs for our conventional fixed-rate debt, as well as estimated financing costs of any hedge positions, taking into account regulatory and internal requirements. If the interest rate implied by the credit spreads for our conventional fixed-rate debt securities, or the borrowing rate we would pay for our conventional fixed-rate debt securities were to be used, we would expect the economic terms of the Notes to be more favorable to you. Additionally, assuming all other economic terms are held constant, the use of an internal funding rate for the Notes is expected to increase the estimated value of the Notes at any time.

The Estimated Value of the Notes Is Based on Our Internal Pricing Models, Which May Prove to Be Inaccurate and May Be Different from the Pricing Models of Other Financial Institutions.

The estimated value of your Notes on the Pricing Date is based on our internal pricing models. Our pricing models take into account a number of variables, such as our internal funding rate on the Pricing Date, and are based on a number of subjective assumptions, which are not evaluated or verified on an independent basis and may or may not materialize. Further, our pricing models may be different from other financial institutions' pricing models and the methodologies used by us to estimate the value of the Notes may not be consistent with those of other financial institutions that may be purchasers or sellers of Notes in the secondary market. As a result, the secondary market price of your Notes may be materially lower than the estimated value of the Notes determined by reference to our internal pricing models. In addition, market conditions and other relevant factors in the future may change, and any assumptions may prove to be incorrect.

The Estimated Value of Your Notes Is Not a Prediction of the Prices at Which You May Sell Your Notes in the Secondary Market, If Any, and Such Secondary Market Prices, If Any, Will Likely be Lower Than the Public Offering Price of Your Notes and May Be Lower Than the Estimated Value of Your Notes.

The estimated value of the Notes will not be a prediction of the prices at which the Agent, other affiliates of ours or third parties may be willing to purchase the Notes from you in secondary market transactions (if they are willing to purchase, which they are not obligated to do). The price at which you may be able to sell your Notes in the secondary market at any time, if any, will be influenced by many factors that cannot be predicted, such as market conditions, and any bid and ask spread for similar sized trades, and may be substantially less than the estimated value of the Notes. Further, as secondary market prices of your Notes take into account the levels at which our debt securities trade in the secondary market, and do not take into account our various costs and expected profits associated with selling and structuring the Notes, as well as hedging our obligations under the Notes, secondary market prices of your Notes will likely be lower than the public offering price of your Notes. As a result, the price at which the Agent, other affiliates of ours or third parties may be willing to purchase the Notes from you in secondary market transactions, if any, will likely be lower than the price you paid for your Notes, and any sale prior to the Maturity Date could result in a substantial loss to you.

The Temporary Price at Which The Agent May Initially Buy the Notes in the Secondary Market May Not Be Indicative of Future Prices of Your Notes.

Assuming that all relevant factors remain constant after the Pricing Date, the price at which the Agent may initially buy or sell the Notes in the secondary market (if the Agent makes a market in the Notes, which it is not obligated to do) may exceed the estimated value of the Notes on the Pricing Date, as well as the secondary market value of the Notes, for a temporary period after the Issue Date of the Notes, as discussed further under "Additional Information Regarding the Estimated Value of the Notes." The price at which the Agent may initially buy or sell the Notes in the secondary market may not be indicative of future prices of your Notes.

The Market Value of Your Notes May Be Influenced by Many Unpredictable Factors.

When we refer to the market value of your Notes, we mean the value that you could receive for your Notes if you chose to sell them in the open market before the Maturity Date. A number of factors, many of which are beyond our control, will influence the market value of your Notes, including:

- the level of the Reference Asset;
- the volatility – i.e., the frequency and magnitude of changes – in the level of the Reference Asset;
- the dividend rates, if applicable, of the Reference Asset Constituents ;
- economic, financial, regulatory and political, military or other events that may affect the prices of any of the Reference Asset Constituents and thus the level of the Reference Asset;
- the correlation among the Reference Asset Constituents;
- interest rate and yield rates in the market;
- the time remaining until maturity;
- any fluctuations in the exchange rate between currencies in which the Reference Asset Constituents are quoted and traded and the U.S. dollar; and
- our creditworthiness, whether actual or perceived, and including actual or anticipated upgrades or downgrades in our credit ratings or changes in other credit measures.

These factors will influence the price you will receive if you sell your Notes before maturity, including the price you may receive for your Notes in any market-making transaction. If you sell your Notes prior to maturity, you may receive less than the Principal Amount of your Notes.

The future levels of the Reference Asset cannot be predicted. The actual change in the level of the Reference Asset over the life of the Notes, as well as the Payment at Maturity, may bear little or no relation to the hypothetical historical closing levels of the Reference Asset or to the hypothetical examples shown elsewhere in this pricing supplement.

We Have No Affiliation with the Index Sponsor, the Investment Advisor or the Target Index Sponsor and Will Not Be Responsible for Any Actions taken by Such Entity.

None of the Index Sponsor, the Investment Advisor or the Target Index Sponsor, as applicable, is an affiliate of ours or will be involved in the Notes offering in any way. Consequently, we have no control over the actions of the Index Sponsor, the Investment Advisor or the Target Index Sponsor, as applicable, including any actions of the type that would require the Calculation Agent to adjust any amounts payable on the Notes. None of the Index Sponsor, the Investment Advisor or the Target Index Sponsor, as applicable, has any obligation of any sort with respect to the Notes. Thus none of the Index Sponsor, the Investment Advisor or the Target Index Sponsor, as applicable, has any obligation to take your interests into consideration for any reason, including in taking any actions that might affect the value of the Notes. None of our proceeds from the issuance of the Notes will be delivered to the Index Sponsor, the Investment Advisor or the Target Index Sponsor, as applicable.

Market Disruption Events and Adjustments.

The Valuation Date, and therefore the Maturity Date, are subject to postponement as described in the applicable product prospectus supplement due to the occurrence of one or more market disruption events. For a description of what constitutes a market disruption event as well as the consequences of that market disruption event, see “General Terms of the Notes—Market Disruption Events” in the applicable product prospectus supplement. A market disruption event for a particular Note offering will not constitute a market disruption event for any other Note offering.

There Are Potential Conflicts of Interest Between You and the Calculation Agent.

The Calculation Agent will, among other things, determine the amount of your payment on the Notes. We will serve as the Calculation Agent and may appoint a different Calculation Agent after the Issue Date without notice to you. The Calculation Agent will exercise its judgment when performing its functions and may take into consideration our ability to unwind any related hedges. Since this discretion by the Calculation Agent may affect payments on the Notes, the Calculation Agent may have a conflict of interest if it needs to make any such decision. For example, the Calculation Agent may have to determine whether a market disruption event affecting the Reference Asset has occurred. This determination may, in turn, depend on the Calculation Agent’s judgment whether the event has materially interfered with our ability or the ability of one of our affiliates to unwind our hedge positions. Since this determination by the Calculation Agent will affect the payment on the Notes, the Calculation Agent may have a conflict of interest if it needs to make a determination of this kind. For additional information as to the Calculation Agent’s role, see “General Terms of the Notes — Role of Calculation Agent” in the applicable product prospectus supplement.

Significant Aspects of the Tax Treatment of the Notes Are Uncertain.

Significant aspects of the U.S. tax treatment of the Notes are uncertain. You should consult your tax advisor about your tax situation and should read carefully the section entitled “Supplemental Discussion of U.S. Federal Income Tax Consequences” herein.

For a more complete discussion of the Canadian federal income tax consequences of investing in the Notes, please see the discussion in the applicable product prospectus supplement under “Supplemental Discussion of Canadian Tax Consequences”.

If you are not a Non-resident Holder (as that term is defined in the prospectus) for Canadian federal income tax purposes or if you acquire the Notes in the secondary market, you should consult your tax advisors as to the consequences of acquiring, holding and disposing of the Notes and receiving the payments that might be due under the Notes.

Risks related to the SPX Notes and RTY Notes

The Reference Asset Reflects Price Return, not Total Return.

The return on your Notes is based on the performance of the applicable Reference Asset, which reflects the changes in the market prices of any Reference Asset Constituents. It is not, however, linked to a “total return” index or strategy, which, in addition to reflecting those price returns, would also reflect dividends paid on the Reference Asset Constituents. The return on your Notes will not include such a total return feature or dividend component.

Risks related to the RTY Notes

The Notes are subject to small-capitalization stock risks.

The Notes are subject to risks associated with small-capitalization companies because the RTY is comprised of Reference Asset Constituents that are considered small-capitalization companies. These companies often have greater stock price volatility, lower trading volume and less liquidity than large-capitalization companies and therefore the RTY may be more volatile than an index in which a greater percentage of the Reference Asset Constituents are issued by large-capitalization companies. Stock prices of small-capitalization companies are also more vulnerable than those of large-capitalization companies to adverse business and economic developments, and the stocks of small-capitalization companies may be thinly traded. In addition, small-capitalization companies are typically less stable financially than large-capitalization companies and may depend on a small number of key personnel, making them more vulnerable to loss of personnel. Small-capitalization companies are often given less analyst coverage and may be in early, and less predictable, periods of their corporate existences. Such companies tend to have smaller revenues, less diverse product lines, smaller shares of their product or

service markets, fewer financial resources and less competitive strengths than large-capitalization companies and are more susceptible to adverse developments related to their products.

Risks related to the EEM Notes and the EFA Notes

There Are Liquidity, Management and Custody Risks Associated with an ETF.

Although shares of the Reference Asset are listed for trading on a securities exchange and a number of similar products have been traded on various exchanges for varying periods of time, there is no assurance that an active trading market will continue for such shares or that there will be liquidity in that trading market.

An ETF is subject to management risk, which is the risk that the investment advisor's investment strategy, the implementation of which is subject to a number of constraints, may not produce the intended results. The Reference Asset is also not actively managed and may be affected by a general decline in market segments relating to the Target Index. The Investment Advisor invests in securities included in, or representative of, the Target Index regardless of their investment merits. The Investment Advisor does not attempt to take defensive positions in declining markets.

In addition, the Reference Asset is subject to custody risk, which refers to the risks in the process of clearing and settling trades and to the holding of securities by local banks, agents and depositories. Low trading volumes and volatile prices in less developed markets make trades harder to complete and settle, and governments or trade groups may compel local agents to hold securities in designated depositories that are not subject to independent evaluation. The less developed a country's securities market is, the greater the likelihood of custody problems.

Changes that Affect the Target Index of the Reference Asset Will Affect the Market Value of the Notes and the Amount You Will Receive at Maturity.

The Reference Asset seeks to provide investment results that, before fees and expenses, correspond generally to the price and yield performance of the Target Index, as specified herein under "Information Regarding the Reference Asset". The policies of the sponsor of the Target Index (the "Target Index Sponsor") concerning the calculation of the Index, additions, deletions or substitutions of the components of the Target Index and the manner in which changes affecting those components, such as stock dividends, reorganizations or mergers, may be reflected in the Target Index and, therefore, could affect the amount payable on the Notes at maturity and the market value of the Notes prior to maturity. The amounts payable on the Notes and their market value could also be affected if the Target Index Sponsor changes these policies, for example, by changing the manner in which it calculates the Target Index. Some of the risks that relate to a target index of an ETF include those discussed in the product prospectus supplement MLN-ES-ETF-1, which you should review before investing in the Notes.

The Reference Asset and its Target Index Are Different and the Performance of the Reference Asset May Not Correlate With That of its Target Index.

The performance of the applicable Reference Asset may not exactly replicate the performance of its corresponding Target Index because the Reference Asset will reflect transaction costs and fees that are not included in the calculation of its Target Index. It is also possible that the Reference Asset may not fully replicate or may in certain circumstances diverge significantly from the performance of its Target Index due to the temporary unavailability of certain securities in the secondary market, the performance of any derivative instruments contained in the Reference Asset, differences in trading hours between the Reference Asset and its Target Index or due to other circumstances.

The Level of the Reference Asset May Not Completely Track its Net Asset Value.

The net asset value (the "NAV") of the Reference Asset may fluctuate with changes in the market value of the Reference Asset Constituents. The market prices of the Reference Asset may fluctuate in accordance with changes in NAV and supply and demand on the applicable stock exchanges. Furthermore, the Reference Asset Constituents may be unavailable in the secondary market during periods of market volatility, which may make it difficult for market participants to accurately calculate the intraday NAV per share of the Reference Asset and may adversely affect the liquidity and prices of the Reference Asset, perhaps significantly. For any of these reasons, the market price of the Reference Asset may differ from its NAV per share and may trade at, above or below its NAV per share.

An Investment in the Notes Is Subject to Risks Associated with Non-U.S. Securities Markets.

Because non-U.S. companies or non-U.S. equity securities held by the Reference Asset are publicly traded in the applicable non-U.S. countries and trade in currencies other than U.S. dollars, investments in the Notes involve particular risks. For example, the non-U.S. securities markets may be more volatile and have less liquidity than the U.S. securities markets, and market developments may affect these markets differently from the U.S. or other securities markets. Direct or indirect government intervention to stabilize the securities markets outside the U.S., as well as cross-shareholdings in certain companies, may affect trading prices and trading volumes in those markets. Also, the public availability of information concerning the non-U.S. issuers may vary depending on their home jurisdiction and the reporting requirements imposed by their respective regulators. In addition, the non-U.S. issuers may be subject to accounting, auditing and financial reporting standards and requirements that differ from those applicable to U.S. reporting companies.

Securities prices outside the U.S. are subject to political, economic, financial, military and social factors that apply in foreign countries. These factors, which could negatively affect non-U.S. securities markets, include the possibility of changes in a non-U.S. government's economic and fiscal policies, the possible imposition of, or changes in, currency exchange laws or other laws or restrictions applicable to foreign companies or investments in foreign equity securities, the possibility of fluctuations in the rate of exchange between currencies and the possibility of outbreaks of hostility or political instability or adverse public health developments. Moreover, non-U.S. economies may differ favorably or unfavorably from the U.S. economy in important respects such as growth of gross national product, rate of inflation, trade surpluses, capital reinvestment, resources and self-sufficiency.

An Investment in the Notes Is Subject to Exchange Rate Risk.

The level of the Reference Asset will fluctuate based in large part upon their respective net asset values, which will in turn depend in part upon changes in the value of the currencies in which the Reference Asset Constituents are traded. Accordingly, investors in the Notes will be exposed to currency exchange rate risk with respect to each of the currencies in which the Reference Asset Constituents are traded. An investor's net exposure will depend on the extent to which these currencies strengthen or weaken against the U.S. dollar. If the dollar strengthens against these currencies, the net asset value and the level of the Reference Asset and the market value of the Notes will be adversely affected.

Time Zone Differences Between the Cities Where the Reference Asset and the Reference Asset Constituents Trade May Create Discrepancies in Trading Levels.

As a result of the time zone difference, if applicable, between the cities where the Reference Asset Constituents and where the shares of the Reference Asset trade, there may be discrepancies between the level of the Reference Asset and the Reference Asset Constituents. In addition, there may be periods when the non-U.S. securities markets are closed for trading (for example, during holidays in a country other than the United States) that may result in the values of the Reference Asset remaining unchanged for multiple trading days in the city where the shares of the Reference Asset trade. Conversely, there may be periods in which the applicable foreign securities markets are open, but the securities market on which the Reference Asset trade are closed.

You Will Have Limited Anti-Dilution Protection with respect to the Reference Asset.

The Calculation Agent will adjust the Initial Level, Cap Level and Buffer Level for stock splits, reverse stock splits, stock dividends, extraordinary dividends and other events that affect the applicable Reference Asset, but only in the situations we describe in "General Terms of the Notes—Anti-Dilution Adjustments" in the product prospectus supplement MLN-ES-ETF-1. The Calculation Agent will not be required to make an adjustment for every event that may affect the Reference Asset. Those events or other actions by an Investment Advisor or a third party may nevertheless adversely affect the level of the Reference Asset, and adversely affect the value of your Notes and the Payment at Maturity.

You Will Have No Rights to Receive Any Shares of the Reference Asset or any of the Reference Asset Constituents held by the Reference Asset, and You Will Not Be Entitled to Dividends or Other Distributions by any Reference Asset or Reference Asset Constituent.

The Notes are our debt securities. They are not equity instruments, shares of stock, or securities of any other issuer. Investing in the Notes will not make you a holder of shares of the Reference Asset or any Reference Asset Constituent. Unlike a holder of the share, you will only participate in the appreciation of the Reference Asset up to the Cap Level and the maximum return on your investment is limited. Furthermore, you will not have any voting rights, any rights to receive dividends or other distributions, any rights against an Investment Advisor or Reference Asset Constituent Issuer, or any other rights with respect to the Reference Asset or any Reference Asset Constituent. As a result, the return on your Notes may not reflect the return you would realize if you actually owned shares of the Reference Asset or Reference Asset Constituent and received the dividends paid or other distributions made in connection with them. Your Notes will be paid in cash and you have no right to receive delivery of shares of the Reference Asset or any Reference Asset Constituent.

Risks Related to EEM Notes

An Investment in the Notes Is Subject to Emerging Markets Risk.

The Target Index of the Reference Asset consists of stocks issued by companies in countries with emerging markets. Countries with emerging markets may have relatively unstable governments, may present the risks of nationalization of businesses, restrictions on foreign ownership and prohibitions on the repatriation of assets, and may have less protection of property rights than more developed countries. The economies of countries with emerging markets may be based on only a few industries, may be highly vulnerable to changes in local or global trade conditions (due to economic dependence upon commodity prices and international trade), and may suffer from extreme and volatile debt burdens, currency devaluations or inflation rates. Local securities markets may trade a small number of securities and may be unable to respond effectively to increases in trading volume, potentially making prompt liquidation of holdings difficult or impossible at times.

The Reference Asset Constituents included in the Reference Asset may be listed on a foreign stock exchange. A foreign stock exchange may impose trading limitations intended to prevent extreme fluctuations in individual security prices and may suspend trading in certain circumstances. These actions could limit variations in the Closing Levels of the Reference Asset, which could, in turn, adversely affect the value of the Notes.

Risks Related to the EFA Notes

The U.K.'s referendum to leave the European Union may adversely affect the performance of the Reference Assets.

The Target Index of the Reference Asset consists of stocks that have been issued by U.K. and/or European Union member companies. The U.K.'s referendum on June 23, 2016 to leave the European Union, which we refer to as "Brexit," has and may continue to cause disruptions to capital and currency markets worldwide and to the markets tracked by the Reference Asset in particular. The full impact of the Brexit decision, however, remains uncertain. A process of negotiation, which is likely to take a number of years, will determine the future terms of the U.K.'s relationship with the European Union. The performance of the Reference Asset may be negatively affected by interest rate, exchange rate and other market and economic volatility, as well as regulatory and political uncertainty.

Hypothetical Returns

The examples and graph set out below are included for illustration purposes only and are hypothetical examples only: amounts below may have been rounded for ease of analysis. The **hypothetical** Percentage Changes of the Reference Asset used to illustrate the calculation of the Payment at Maturity (rounded to two decimal places) are not estimates or forecasts of the Initial Level, the Final Level or the level of the Reference Asset on any trading day prior to the Maturity Date. All examples assume a Buffer Percentage of 10% (the Buffer Level is 90% of the Initial Level), a Leverage Factor of 200%, a Maximum Redemption Amount of \$1,286.00, that a holder purchased Notes with an aggregate Principal Amount of \$1,000 and that no market disruption event occurs on the Valuation Date. The actual Maximum Redemption Amount will be determined on the Pricing Date.

Example 1— Calculation of the Payment at Maturity where the Percentage Change is positive.

Percentage Change: 2.00%

Payment at Maturity: The lesser of (i) $\$1,000.00 + (\$1,000.00 \times 2.00\% \times 200.00\%)$ or (ii) Maximum Redemption Amount

= the lesser of (i) $\$1,000.00 + (\$1,000.00 \times 2.00\% \times 200.00\%) = \$1,000.00 + \$40.00 = \$1,040.00$ or (ii) $\$1,286.00$.

= $\$1,040.00$

On a \$1,000.00 investment, a 2.00% Percentage Change results in a Payment at Maturity of \$1,040.00, a 4.00% return on the Notes.

Example 2— Calculation of the Payment at Maturity where the Percentage Change is positive (and the Payment at Maturity is subject to the Maximum Redemption Amount).

Percentage Change: 20.00%

Payment at Maturity: The lesser of (i) $\$1,000.00 + (\$1,000.00 \times 20.00\% \times 200.00\%)$ or (ii) Maximum Redemption Amount

= the lesser of (i) $\$1,000.00 + (\$1,000.00 \times 20.00\% \times 200.00\%) = \$1,000.00 + \$400.00 = \$1,400.00$ or (ii) $\$1,286.00$.

= $\$1,286.00$

On a \$1,000.00 investment, a 20.00% Percentage Change results in a Payment at Maturity equal to the Maximum Redemption Amount of \$1,286.00, a 28.60% return on the Notes.

Example 3— Calculation of the Payment at Maturity where the Percentage Change is negative (but not by more than the Buffer Percentage).

Percentage Change: -8.00%

Payment at Maturity: At maturity, if the Percentage Change is negative BUT not by more than the hypothetical Buffer Percentage, then the Payment at Maturity will equal the Principal Amount.

On a \$1,000.00 investment, a -8.00% Percentage Change results in a Payment at Maturity of \$1,000.00, a 0.00% return on the Notes.

Example 4— Calculation of the Payment at Maturity where the Percentage Change is negative (by more than the hypothetical Buffer Percentage).

Percentage Change: -35.00%

Payment at Maturity: $\$1,000.00 + [\$1,000.00 \times (-35.00\% + 10.00\%)] = \$1,000.00 - \$250.00 = \750.00

On a \$1,000.00 investment, a -35.00% Percentage Change results in a Payment at Maturity of \$750.00, a -25.00% return on the Notes.

The following table shows the return profile for the Notes at the Maturity Date, assuming that the investor purchased the Notes on the Issue Date at the public offering price and held the Notes until the Maturity Date. The returns and losses illustrated in the following table are not estimates or forecasts of the Percentage Change or the return or loss on the Notes. Neither TD nor either Agent is predicting or guaranteeing any gain or particular return on the Notes.

Hypothetical Percentage Change	Hypothetical Payment at Maturity (\$)	Hypothetical Return on Notes (%)
50.00%	\$1,286.00	28.60%
40.00%	\$1,286.00	28.60%
30.00%	\$1,286.00	28.60%
20.00%	\$1,286.00	28.60%
15.00%	\$1,286.00	28.60%
14.30%	\$1,286.00	28.60%
10.00%	\$1,200.00	20.00%
5.00%	\$1,100.00	10.00%
3.00%	\$1,060.00	6.00%
2.00%	\$1,040.00	4.00%
1.00%	\$1,020.00	2.00%
0.00%	\$1,000.00	0.00%
-2.00%	\$1,000.00	0.00%
-5.00%	\$1,000.00	0.00%
-7.00%	\$1,000.00	0.00%
-10.00%	\$1,000.00	0.00%
-20.00%	\$900.00	-10.00%
-30.00%	\$800.00	-20.00%
-40.00%	\$700.00	-30.00%
-50.00%	\$600.00	-40.00%
-75.00%	\$350.00	-65.00%
-100.00%	\$100.00	-90.00%

Information Regarding the Reference Asset

All disclosures contained in this document regarding the Reference Asset, including, without limitation, its make-up, methods of calculation, and changes in any Reference Asset components, have been derived from publicly available sources. The information reflects the policies of, and is subject to change by, the applicable Index Sponsors or Investment Advisor. Each Index Sponsor or Investment Advisor, which owns the copyright and all other rights to the relevant Reference Asset, has no obligation to continue to publish, and may discontinue publication of, the relevant Reference Asset. None of the websites referenced in the Reference Asset descriptions below, or any materials included in those websites, are incorporated by reference into this document.

The graph below shows the daily historical Closing Levels of the Reference Asset for the periods specified. We obtained the information regarding the historical performance of each Reference Asset in the graphs below from Bloomberg Professional[®] service (“Bloomberg”).

We have not independently verified the accuracy or completeness of the information obtained from Bloomberg. The historical performance of the Reference Asset should not be taken as an indication of its future performance, and no assurance can be given as to the Final Level of the Reference Asset. We cannot give you assurance that the performance of the Reference Asset will result in any positive return on your initial investment.

SPX Notes

S&P 500[®] Index

The SPX includes a representative sample of 500 companies in leading industries of the U.S. economy. The 500 companies are not the 500 largest companies listed on the NYSE and not all 500 companies are listed on the NYSE. The Index Sponsor with respect to SPX, S&P Dow Jones Indices LLC, chooses companies for inclusion in the SPX with an aim of achieving a distribution by broad industry groupings that approximates the distribution of these groupings in the common stock population of the U.S. equity market. Although the SPX contains 500 constituent companies, at any one time it may contain greater than 500 constituent trading lines since some companies included in the SPX prior to July 31, 2017 may be represented by multiple share class lines in the SPX. The SPX is calculated, maintained and published by the Index Sponsor and is part of the S&P Dow Jones Indices family of indices. Additional information is available on the following websites: us.spindices.com/indices/equity/sp-500 and spdji.com/. We are not incorporating by reference the websites or any material they include in this document.

The Index Sponsor intends for the SPX to provide a performance benchmark for the large-cap U.S. equity markets. Constituent changes are made on an as-needed basis and there is no schedule for constituent reviews. Constituent changes are generally announced one to five business days prior to the change. Relevant criteria for additions to the SPX that are employed by the Index Sponsor include: the company proposed for addition should have an unadjusted company market capitalization of \$6.1 billion or more (for spin-offs, eligibility is determined using when-issued prices, if available); using composite pricing and volume, the ratio of annual dollar value traded in the proposed constituent to float-adjusted market capitalization of that company should be 1.00 or greater and the stock should trade a minimum of 250,000 shares in each of the six months leading up to the evaluation date; the company must be a U.S. company (characterized as a Form 10-K filer with its U.S. portion of fixed assets and revenues constituting a plurality of the total and with a primary listing of the common stock on the NYSE, NYSE Arca, NYSE American (formerly NYSE MKT), NASDAQ Global Select Market, NASDAQ Select Market, NASDAQ Capital Market, Bats BZX, Bats BYX, Bats EDGA, Bats EDGX or IEX (each, an “eligible exchange”)); the proposed constituent has a public float of 50% or more of its stock; the inclusion of the company will contribute to sector balance in the SPX relative to sector balance in the market in the relevant market capitalization range; financial viability (the sum of the most recent four consecutive quarters’ Generally Accepted Accounting Principles (GAAP) earnings (net income excluding discontinued operations) should be positive as should the most recent quarter); and, for IPOs, the company must be traded on an eligible exchange for at least twelve months. In addition, constituents of the S&P MidCap 400[®] Index and the S&P SmallCap 600[®] Index can be added to the SPX without meeting the financial viability, public float and/or liquidity eligibility criteria if the S&P Index Committee decides that such an addition will enhance the representativeness of the SPX as a market benchmark. Certain types of organizational structures and securities are always excluded, including business development companies (BDCs), limited partnerships, master limited partnerships, limited liability companies (LLCs), OTC bulletin board issues, closed-end funds, ETFs, ETNs, royalty trusts, tracking stocks, preferred stock and convertible preferred stock, unit trusts, equity warrants, convertible bonds, investment trusts, rights and American depository receipts (ADRs). SPX Constituents are deleted from the SPX when they are involved in mergers, acquisitions or significant restructurings such that they no longer meet the inclusion criteria, and when they substantially violate one or more of the addition criteria. SPX Constituents that are delisted or moved to the pink sheets or the bulletin board are removed, and those that experience a trading halt may be retained or removed in the Index Sponsor’s discretion. The Index Sponsor evaluates additions and deletions with a view to maintaining SPX continuity.

For constituents included in the SPX prior to July 31, 2017, all publicly listed multiple share class lines are included separately in the SPX, subject to, in the case of any such share class line, that share class line satisfying the liquidity and float criteria discussed above and subject to certain exceptions. It is possible that one listed share class line of a company may be included in the SPX while a second listed share class line of the same company is excluded. For companies that issue a second publicly traded share class to SPX share class holders, the newly issued share class line is considered for inclusion if the event is mandatory and the market capitalization of the distributed class is not considered to be de minimis.

As of July 31, 2017, companies with multiple share class lines are no longer eligible for inclusion in the SPX. Constituents of the SPX prior to July 31, 2017 with multiple share class lines will be grandfathered in and continue to be included in the SPX. If a constituent company of the SPX reorganizes into a multiple share class line structure, that company will remain in the SPX at the discretion of the S&P Index Committee in order to minimize turnover.

As of December 31, 2018, the 500 companies included in the SPX were divided into eleven Global Industry Classification Sectors. The Global Industry Classification Sectors include (with the approximate percentage currently included in such sectors indicated in parentheses): Information Technology (20.1%), Health Care (15.5%), Financials (13.3%), Communication Services (10.1%), Consumer Discretionary (9.9%), Industrials (9.2%), Consumer Staples (7.4%), Energy (5.3%), Utilities (3.3%), Real Estate (3.0%) and Materials

(2.7%). Sector designations are determined by the Index Sponsor using criteria it has selected or developed. Index sponsors may use very different standards for determining sector designations. In addition, many companies operate in a number of sectors, but are listed in only one sector and the basis on which that sector is selected may also differ. As a result, sector comparisons between indices with different index sponsors may reflect differences in methodology as well as actual differences in the sector composition of the indices.) As of September 28, 2018, the Index Sponsor and MSCI, Inc. updated the Global Industry Classification Sector structure. Among other things, the update broadened the previous Telecommunications Services sector and renamed it the Communication Services sector. The renamed sector includes the previous telecommunication companies, as well as companies selected from the Consumer Discretionary sector previously classified under the Media Industry group and the Internet & Direct Marketing Retail sub-industry, along with select companies previously classified in the Information Technology sector. Further, companies that operate online marketplaces for consumer products and services are included under the Internet & Direct Marketing sub-industry of the Consumer Discretionary sector, regardless of whether they hold inventory.

Calculation of the SPX

The SPX is calculated using a base-weighted aggregative methodology. The level of the SPX on any day for which a level is published is determined by a fraction, the numerator of which is the aggregate of the market price of each SPX Constituent *times* the number of shares of such Reference Asset Constituent, and the denominator of which is the divisor, which is described more fully below. The “market value” of any Reference Asset Constituent is the *product* of the market price per share of that Reference Asset Constituent *times* the number of the then-outstanding shares of such Reference Asset Constituent that are then included in the SPX.

The SPX is also sometimes called a “base-weighted aggregative index” because of its use of a divisor. The “divisor” is a value calculated by the Index Sponsor that is intended to maintain conformity in SPX levels over time and is adjusted for all changes in the Reference Asset Constituents’ share capital after the “base date” as described below. The level of the SPX reflects the total market value of all Reference Asset Constituents relative to the SPX’s base date of 1941-43.

In addition, the SPX is float-adjusted, meaning that the share counts used in calculating the SPX reflect only those shares available to investors rather than all of a company’s outstanding shares. The Index Sponsor seeks to exclude shares held by certain shareholders concerned with the control of a company, a group that generally includes the following: officers and directors and related individuals whose holdings are publicly disclosed, private equity, venture capital, special equity firms, publicly traded companies that hold shares for control in another company, strategic partners, holders of restricted shares, employee stock ownership plans, employee and family trusts, foundations associated with the company, holders of unlisted share classes of stock, government entities at all levels (except government retirement or pension funds) and any individual person listed as a 5% or greater stakeholder in a company as reported in regulatory filings (collectively, “control holders”). To this end, the Index Sponsor excludes all share-holdings (other than depository banks, pension funds, mutual funds, exchange-traded fund providers, 401(k) plans of the company, government retirement and pension funds, investment funds of insurance companies, asset managers and investment funds, independent foundations, savings plans and investment plans) with a position greater than 5% of the outstanding shares of a company from the float-adjusted share count to be used in SPX calculations.

The exclusion is accomplished by calculating an Investable Weight Factor (IWF) for each Reference Asset Constituent that is part of the numerator of the float-adjusted index fraction described above:

$$\text{IWF} = (\text{available float shares}) / (\text{total shares outstanding})$$

where available float shares is defined as total shares outstanding less shares held by control holders. In most cases, an IWF is reported to the nearest one percentage point. For companies with multiple share class lines, a separate IWF is calculated for each share class line.

Maintenance of the SPX

In order to keep the SPX comparable over time the Index Sponsor engages in a SPX maintenance process. The SPX maintenance process involves changing the constituents as discussed above, and also involves maintaining quality assurance processes and procedures, adjusting the number of shares used to calculate the SPX, monitoring and completing the adjustments for company additions and deletions, adjusting for stock splits and stock dividends and adjusting for other corporate actions. In addition to its daily governance of indices and maintenance of the SPX methodology, at least once within any 12 month period, the S&P Index Committee reviews the SPX methodology to ensure the SPX continues to achieve the stated objective, and that the data and methodology remain effective. The S&P Index Committee may at times consult with investors, market participants, security issuers included in or potentially included in the SPX, or investment and financial experts.

Divisor Adjustments

The two types of adjustments primarily used by the Index Sponsor are divisor adjustments and adjustments to the number of shares (including float adjustments) used to calculate the SPX. Set forth below is a table of certain corporate events and their resulting effect on the divisor and the share count. If a corporate event requires an adjustment to the divisor, that event has the effect of altering the market value of the affected Reference Asset Constituent and consequently of altering the aggregate market value of the Reference Asset Constituents following the event. In order that the level of the SPX not be affected by the altered market value (which could be an increase or decrease) of the affected Reference Asset Constituent, the Index Sponsor generally derives a new divisor by dividing the post-event market value of the Reference Asset Constituents by the pre-event SPX level, which has the effect of reducing the SPX’s post-event level to the pre-event level.

Changes to the Number of Shares of a Constituent

The SPX maintenance process also involves tracking the changes in the number of shares included for each of the Reference Asset Constituents. The timing of adjustments to the number of shares depends on the type of event causing the change, and whether the change represents 5% or more of the total share count (for companies with multiple share class lines, the 5% threshold is based on each individual share class line rather than total company shares). Changes as a result of mergers or acquisitions are implemented when the

transaction occurs. At the Index Sponsor's discretion, however, de minimis merger and acquisition changes may be accumulated and implemented with the updates made at the quarterly share updates as described below. Changes in a constituent's total shares of 5% or more due to public offerings (which must be underwritten, have a publicly available prospectus or prospectus summary filed with the Securities and Exchange Commission and include a public confirmation that the offering has been completed) are implemented as soon as reasonably possible. Other changes of 5% or more are made weekly and are announced on Fridays for implementation after the close of trading on the following Friday. For changes of less than 5%, on the third Friday of the last month in each calendar quarter, the Index Sponsor updates the share totals of companies in the SPX as required by any changes in the number of shares outstanding. The Index Sponsor implements a share / IWF freeze beginning after the market close on the Tuesday preceding the second Friday of each quarterly rebalancing month and ending after the market close on the third Friday of the quarterly rebalancing month. During this frozen period, shares and IWFs are not changed except for certain corporate action events (merger activity, stock splits and rights offerings).

Adjustments for Corporate Actions

There is a large range of corporate actions that may affect companies included in the SPX. Certain corporate actions require the Index Sponsor to recalculate the share count or the float adjustment or to make an adjustment to the divisor to prevent the level of the SPX from changing as a result of the corporate action. This helps ensure that the movement of the SPX does not reflect the corporate actions of individual companies in the SPX.

Spin-Offs

As a general policy, a spin-off security is added to the SPX at a zero price at the market close of the day before the ex-date (with no divisor adjustment). The spin-off security will remain in the SPX if it meets all eligibility criteria. If the spin-off security is determined ineligible to remain in the SPX, it will generally be removed after at least one day of regular way trading (with a divisor adjustment). If there is a gap between the ex-date and distribution date (or payable date), or if the spin-off security does not trade regular way on the ex-date, the spin-off security is kept in the SPX until the spin-off security begins trading regular way.

Several additional types of corporate actions, and their related adjustments, are listed in the table below.

Corporate Action	Share Count Revision Required?	Divisor Adjustment Required?
Stock split	Yes – share count is revised to reflect new count.	No – share count and price changes are off-setting
Change in shares outstanding (secondary issuance, share repurchase and/or share buy-back)	Yes – share count is revised to reflect new count.	Yes
Special dividends	No	Yes – calculation assumes that share price drops by the amount of the dividend; divisor adjustment reflects this change in index market value
Change in IWF	No	Yes – divisor change reflects the change in market value caused by the change to an IWF
Company added to or deleted from the SPX	No	Yes – divisor is adjusted by the net change in market value, calculated as the shares issued multiplied by the price paid
Rights Offering	No	Yes – divisor adjustment reflects increase in market capitalization (calculation assumes that offering is fully subscribed)

Recalculation Policy

The Index Sponsor reserves the right to recalculate and republish the SPX at its discretion in the event one of the following issues has occurred: (1) incorrect or revised closing price of one or more constituent securities; (2) missed corporate event; (3) incorrect application of corporate action or SPX methodology; (4) late announcement of a corporate event; or (5) incorrect calculation or data entry error. The decision to recalculate the SPX is made at the discretion of the index manager and/or index committee, as further discussed below. The potential market impact or disruption resulting from the potential recalculation is considered when making any such decision. In the event of an incorrect closing price, a missed corporate event or a misapplied corporate action, a late announcement of a corporate event, or an incorrect calculation or data entry error that is discovered within two trading days of its occurrence, the index manager may, at his or her discretion, recalculate the SPX without involving the index committee. In the event any such event is discovered beyond the two trading day period, the index committee shall decide whether the SPX should be recalculated. In the event of an incorrect application of the methodology that results in the incorrect composition and/or weighting of Reference Asset Constituents, the index committee shall determine whether or not to recalculate the SPX following specified guidelines. In the event that the SPX is recalculated, it shall be done within a reasonable timeframe following the detection and review of the issue.

Calculations and Pricing Disruptions

Closing levels for the SPX are calculated by the Index Sponsor based on the closing price of the individual constituents of the SPX as set by their primary exchange. Closing prices are received by the Index Sponsor from one of its third party vendors and verified by comparing them with prices from an alternative vendor. The vendors receive the closing price from the primary exchanges. Real-time intraday prices are calculated similarly without a second verification. Prices used for the calculation of real time SPX levels are based on the "Consolidated Tape". The Consolidated Tape is an aggregation of trades for each constituent over all regional exchanges and trading venues and includes the primary exchange. If there is a failure or interruption on one or more exchanges, real-time calculations will continue as long as the "Consolidated Tape" is operational.

If an interruption is not resolved prior to the market close, official closing prices will be determined by following the hierarchy set out in NYSE Rule 123C. A notice is published on the S&P website at *spdji.com* indicating any changes to the prices used in SPX calculations. In extreme circumstances, the Index Sponsor may decide to delay SPX adjustments or not publish the SPX. Real-time indices are not restated.

Unexpected Exchange Closures

An unexpected market/exchange closure occurs when a market/exchange fully or partially fails to open or trading is temporarily halted. This can apply to a single exchange or to a market as a whole, when all of the primary exchanges are closed and/or not trading. Unexpected market/exchange closures are usually due to unforeseen circumstances, such as natural disasters, inclement weather, outages, or other events.

To a large degree, the Index Sponsor is dependent on the exchanges to provide guidance in the event of an unexpected exchange closure. The Index Sponsor's decision making is dependent on exchange guidance regarding pricing and mandatory corporate actions.

NYSE Rule 123C provides closing contingency procedures for determining an official closing price for listed securities if the exchange is unable to conduct a closing transaction in one or more securities due to a system or technical issue.

3:00 PM ET is the deadline for an exchange to determine its plan of action regarding an outage scenario. As such, the Index Sponsor also uses 3:00 PM ET as the cutoff.

If all major exchanges fail to open or unexpectedly halt trading intraday due to unforeseen circumstances, the Index Sponsor will take the following actions:

Market Disruption Prior to Open of Trading:

(i) If all exchanges indicate that trading will not open for a given day, the Index Sponsor will treat the day as an unscheduled market holiday. The decision will be communicated to clients as soon as possible through the normal channels. Indices containing multiple markets will be calculated as normal, provided that at least one market is open that day. Indices which only contain closed markets will not be calculated.

(ii) If exchanges indicate that trading, although delayed, will open for a given day, the Index Sponsor will begin index calculation when the exchanges open.

Market Disruption Intraday:

(i) If exchanges indicate that trading will not resume for a given day, the SPX level will be calculated using prices determined by the exchanges based on NYSE Rule 123C. Intraday SPX levels will continue to use the last traded composite price until the primary exchange publishes official closing prices.

License Agreement

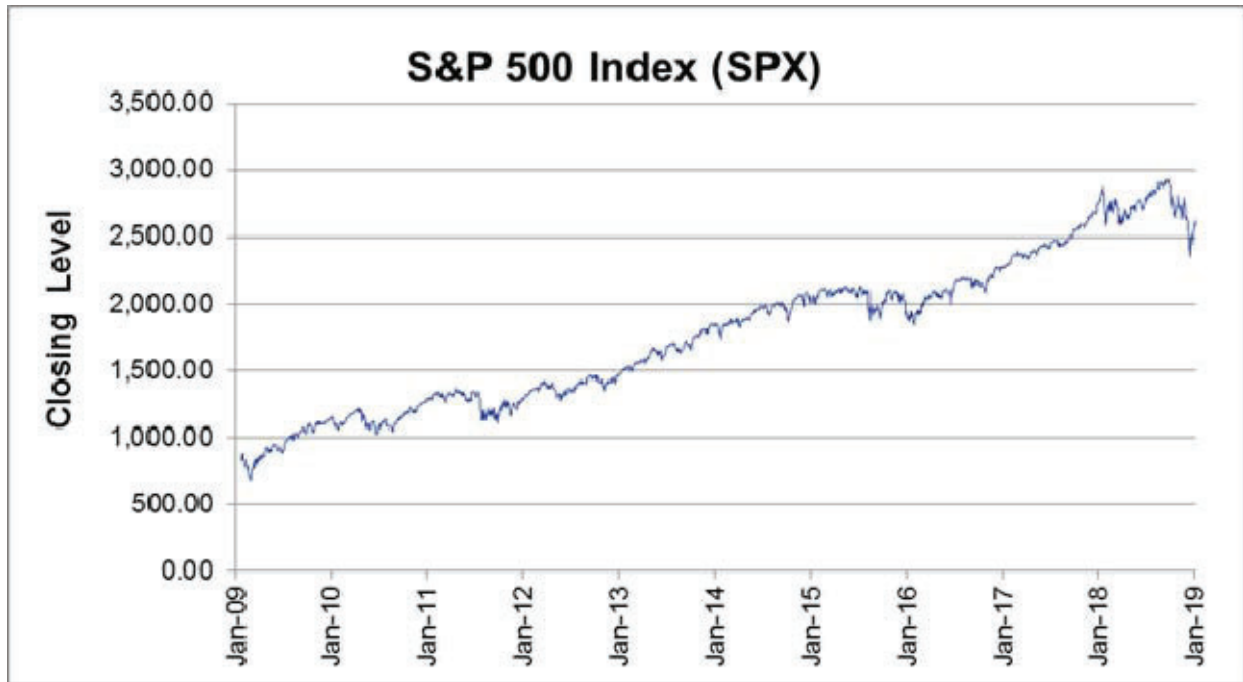
S&P® is a registered trademark of Standard & Poor's Financial Services LLC and Dow Jones® is a registered trademark of Dow Jones Trademark Holdings LLC ("Dow Jones"). These trademarks have been licensed for use by the Index Sponsor. "Standard & Poor's®," "S&P 500®" and "S&P®" are trademarks of Standard & Poor's Financial Services LLC. These trademarks have been sublicensed for certain purposes by us. The SPX is a product of the Index Sponsor and/or its affiliates and has been licensed for use by us.

The Notes are not sponsored, endorsed, sold or promoted by the Index Sponsor, Standard & Poor's Financial Services LLC or any of their respective affiliates (collectively, "S&P Dow Jones Indices"). S&P Dow Jones Indices make no representation or warranty, express or implied, to the holders of the Notes or any member of the public regarding the advisability of investing in securities generally or in the Notes particularly or the ability of the SPX to track general market performance. S&P Dow Jones Indices' only relationship to us with respect to the SPX is the licensing of the SPX and certain trademarks, service marks and/or trade names of S&P Dow Jones Indices and/or its third party licensors. The SPX is determined, composed and calculated by S&P Dow Jones Indices without regard to us or the Notes. S&P Dow Jones Indices have no obligation to take our needs or the needs of holders of the Notes into consideration in determining, composing or calculating the SPX. S&P Dow Jones Indices are not responsible for and have not participated in the determination of the prices, and amount of the Notes or the timing of the issuance or sale of the Notes or in the determination or calculation of the equation by which the Notes are to be converted into cash. S&P Dow Jones Indices have no obligation or liability in connection with the administration, marketing or trading of the Notes. There is no assurance that investment products based on the SPX will accurately track SPX performance or provide positive investment returns. S&P and its subsidiaries are not investment advisors. Inclusion of a security or futures contract within an index is not a recommendation by S&P Dow Jones Indices to buy, sell, or hold such security or futures contract, nor is it considered to be investment advice. Notwithstanding the foregoing, CME Group Inc. and its affiliates may independently issue and/or sponsor financial products unrelated to the Notes currently being issued by us, but which may be similar to and competitive with the Notes. In addition, CME Group Inc. and its affiliates may trade financial products which are linked to the performance of the SPX. It is possible that this trading activity will affect the value of the Notes.

S&P DOW JONES INDICES DO NOT GUARANTEE THE ADEQUACY, ACCURACY, TIMELINESS AND/OR THE COMPLETENESS OF THE SPX OR ANY DATA RELATED THERETO OR ANY COMMUNICATION, INCLUDING BUT NOT LIMITED TO, ORAL OR WRITTEN COMMUNICATION (INCLUDING ELECTRONIC COMMUNICATIONS) WITH RESPECT THERETO. S&P DOW JONES INDICES SHALL NOT BE SUBJECT TO ANY DAMAGES OR LIABILITY FOR ANY ERRORS, OMISSIONS, OR DELAYS THEREIN. S&P DOW JONES INDICES MAKE NO EXPRESS OR IMPLIED WARRANTIES, AND EXPRESSLY DISCLAIMS ALL WARRANTIES, OF MERCHANTABILITY OR FITNESS FOR A PARTICULAR PURPOSE OR USE OR AS TO RESULTS TO BE OBTAINED BY US, HOLDERS OF THE NOTES, OR ANY OTHER PERSON OR ENTITY FROM THE USE OF THE SPX OR WITH RESPECT TO ANY DATA RELATED THERETO. WITHOUT LIMITING ANY OF THE FOREGOING, IN NO EVENT WHATSOEVER SHALL S&P DOW JONES INDICES BE LIABLE FOR ANY INDIRECT, SPECIAL, INCIDENTAL, PUNITIVE, OR CONSEQUENTIAL DAMAGES INCLUDING BUT NOT LIMITED TO, LOSS OF PROFITS, TRADING LOSSES, LOST TIME OR GOODWILL, EVEN IF THEY HAVE BEEN ADVISED OF THE POSSIBILITY OF SUCH DAMAGES, WHETHER IN CONTRACT, TORT, STRICT LIABILITY, OR OTHERWISE. THERE ARE NO THIRD PARTY BENEFICIARIES OF ANY AGREEMENTS OR ARRANGEMENTS BETWEEN S&P DOW JONES INDICES AND US, OTHER THAN THE LICENSORS OF S&P DOW JONES INDICES.

Historical Performance of the S&P 500® Index

The graph below sets forth the information relating to historical performance of the Reference Asset. The graph below shows the daily historical Closing Levels of the Reference Asset from January 30, 2009 through January 30, 2019.



PAST PERFORMANCE IS NOT INDICATIVE OF FUTURE RESULTS.

RTY Notes

Russell 2000® Index

Russell, the Index Sponsor with respect to the RTY, began dissemination of the RTY on January 1, 1984 and calculates and publishes the RTY. The RTY was set to 135 as of the close of business on December 31, 1986. The RTY is designed to track the performance of the small capitalization segment of the U.S. equity market. As a subset of the Russell 3000® Index, the RTY consists of the smallest 2,000 companies included in the Russell 3000® Index. The Russell 3000® Index measures the performance of the largest 3,000 U.S. companies, representing approximately 98% of the investable U.S. equity market. The RTY is determined, comprised, and calculated by Russell without regard to the Notes.

Selection of Stocks Underlying the RTY

All companies eligible for inclusion in the RTY must be classified as a U.S. company under Russell's country-assignment methodology. If a company is incorporated, has a stated headquarters location, and trades in the same country (American Depositary Receipts and American Depositary Shares are not eligible), then the company is assigned to its country of incorporation. If any of the three factors are not the same, Russell defines three Home Country Indicators ("HCIs"): country of incorporation, country of headquarters, and country of the most liquid exchange (as defined by a two-year average daily dollar trading volume) ("ADDTV"). Using the HCIs, Russell compares the primary location of the company's assets with the three HCIs. If the primary location of its assets matches any of the HCIs, then the company is assigned to the primary location of its assets. If there is insufficient information to determine the country in which the company's assets are primarily located, Russell will use the primary country from which the company's revenues are primarily derived for the comparison with the three HCIs in a similar manner. Russell uses the average of two years of assets or revenues data to reduce potential turnover. If conclusive country details cannot be derived from assets or revenues data, Russell will assign the company to the country of its headquarters, which is defined as the address of the company's principal executive offices, unless that country is a Benefit Driven Incorporation "BDI" country, in which case the company will be assigned to the country of its most liquid stock exchange. BDI countries include: Anguilla, Antigua and Barbuda, Aruba, Bahamas, Barbados, Belize, Bermuda, Bonaire, British Virgin Islands, Cayman Islands, Channel Islands, Cook Islands, Curacao, Faroe Islands, Gibraltar, Isle of Man, Liberia, Marshall Islands, Panama, Saba, Sint Eustatius, Sint Maarten, and Turks and Caicos Islands. For any companies incorporated or headquartered in a U.S. territory, including countries such as Puerto Rico, Guam, and U.S. Virgin Islands, a U.S. HCI is assigned.

All securities eligible for inclusion in the RTY must trade on a major U.S. exchange. Bulletin board, pink-sheets, and over-the-counter ("OTC") traded securities are not eligible for inclusion. Stocks must trade at or above \$1.00 on their primary exchange on the last trading day in May to be eligible for inclusion during annual reconstitution. However, in order to reduce unnecessary turnover, if an existing member's closing price is less than \$1.00 on the last day of May, it will be considered eligible if the average of the daily closing prices (from its primary exchange) during the month of May is equal to or greater than \$1.00. Initial public offerings are added each quarter and must have a closing price at or above \$1.00 on the last day of their eligibility period in order to qualify for index inclusion. If a stock, new or existing, does not have a closing price at or above \$1.00 (on its primary exchange) on the last trading day in May, but does have a closing price at or above \$1.00 on another major U.S. exchange, that stock will be eligible for inclusion.

An important criteria used to determine the list of securities eligible for the RTY is total market capitalization, which is defined as the market price as of the last trading day in May for those securities being considered at annual reconstitution times the total number of shares outstanding. Where applicable, common stock, non-restricted exchangeable shares and partnership units/membership interests are used to determine market capitalization. Any other form of shares such as preferred stock, convertible preferred stock, redeemable shares, participating preferred stock, warrants and rights, or trust receipts, are excluded from the calculation. If multiple share classes of common stock exist, they are combined. In cases where the common stock share classes act independently of each other (e.g., tracking stocks), each class is considered for inclusion separately. If multiple share classes exist, Russell will determine a primary trading vehicle, and the price of that primary trading vehicle (usually the most liquid) is used to calculate market capitalization.

Companies with a total market capitalization of less than \$30 million are not eligible for the RTY. Similarly, companies with only 5% or less of their shares available in the marketplace are not eligible for the RTY. Royalty trusts, limited liability companies, closed-end investment companies, blank check companies, special-purpose acquisition companies, and limited partnerships are also not eligible for inclusion in the Russell U.S. Indices. Business development companies, exchange-traded funds and mutual funds are also excluded. Bulletin board, pink-sheets, and over-the-counter ("OTC") traded securities are not eligible for inclusion.

Annual reconstitution is a process by which the RTY is completely rebuilt. Based on closing levels of the company's common stock on its primary exchange on the last trading day of May of each year, Russell reconstitutes the composition of the RTY using the then existing market capitalizations of eligible companies. Reconstitution of the RTY occurs on the last Friday in June or, when the last Friday in June is the 29th or 30th, reconstitution occurs on the prior Friday. In addition, Russell adds initial public offerings to the RTY on a quarterly basis based on market capitalization guidelines established during the most recent reconstitution.

After membership is determined, a security's shares are adjusted to include only those shares available to the public. This is often referred to as "free float." The purpose of the adjustment is to exclude from market calculations the capitalization that is not available for purchase and is not part of the investable opportunity set.

License Agreement

The RTY is a trademark of Russell and has been licensed for use by TD. The Notes are not sponsored, endorsed, sold or promoted by Russell and Russell makes no representation regarding the advisability of investing in the Notes.

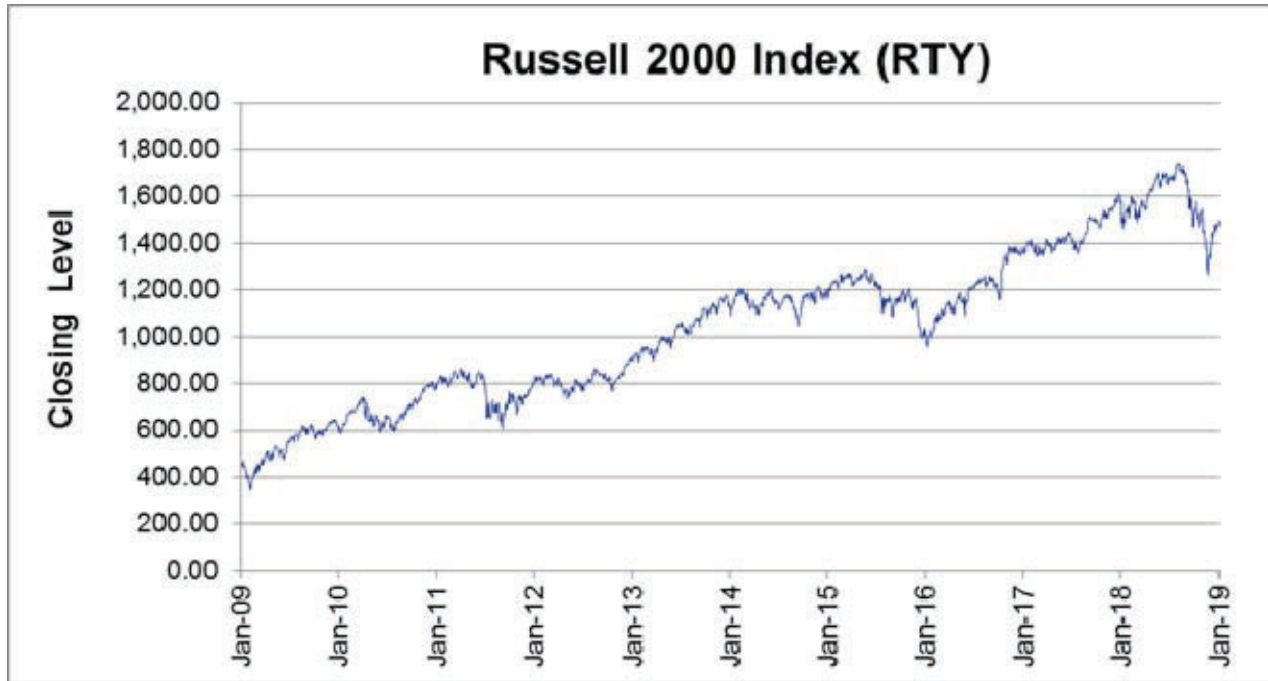
Russell does not guarantee the accuracy and/or the completeness of the RTY or any data included in the RTY and has no liability for any errors, omissions, or interruptions in the RTY. Russell makes no warranty, express or implied, as to results to be obtained by the calculation agent, holders of the Notes, or any other person or entity from the use of the RTY or any data included in the RTY in connection with the rights licensed under the license agreement described in this document or for any other use. Russell makes no express or implied warranties, and hereby expressly disclaims all warranties of merchantability or fitness for a particular purpose with respect to the RTY or any data included in the RTY. Without limiting any of the above information, in no event will Russell have any liability for any special, punitive, indirect or consequential damages, including lost profits, even if notified of the possibility of these damages.

The Notes are not sponsored, endorsed, sold or promoted by Russell. Russell makes no representation or warranty, express or implied, to the owners of the Notes or any member of the public regarding the advisability of investing in securities generally or in the Notes particularly or the ability of the RTY to track general stock market performance or a segment of the same. Russell's publication of the RTY in no way suggests or implies an opinion by Russell as to the advisability of investment in any or all of the stocks upon which the RTY is based. Russell's only relationship to TD is the licensing of certain trademarks and trade names of Russell and of the RTY, which is determined, composed and calculated by Russell without regard to TD or the Notes. Russell is not responsible for and has not reviewed the Notes nor any associated literature or publications and Russell makes no representation or warranty express or implied as to their accuracy or completeness, or otherwise. Russell reserves the right, at any time and without notice, to alter, amend, terminate or in any way change the RTY. Russell has no obligation or liability in connection with the administration, marketing or trading of the Notes.

"Russell 2000[®]" and "Russell 3000[®]" are registered trademarks of Russell in the U.S. and other countries.

Historical Performance of the Russell 2000® Index

The graph below sets forth the information relating to historical performance of the Reference Asset. The graph below shows the daily historical Closing Levels of the Reference Asset from January 30, 2009 through January 30, 2019.



PAST PERFORMANCE IS NOT INDICATIVE OF FUTURE RESULTS.

EEM Notes and EFA Notes

The Reference Asset is registered under the Securities Act of 1933, the Securities Exchange Act of 1934 and/or the Investment Company Act of 1940, each as amended. Companies with securities registered under the SEC are required to file periodically certain financial and other information specified by the SEC. Information provided to or filed with the SEC can be inspected and copied at the public reference facilities maintained by the SEC or through the SEC's website at www.sec.gov. In addition, information regarding the Reference Asset may be obtained from other sources including, but not limited to, press releases, newspaper articles and other publicly disseminated documents.

We have not independently verified the accuracy or completeness of reports filed by any Investment Advisor with the SEC, information published by it on its website or in any other format, information about it obtained from any other source or the information provided below.

We obtained the information regarding each Investment Advisor from publicly available information, including its filings with the SEC. We have not conducted any independent review or due diligence about any such information. You are urged to conduct your own investigation into each Reference Asset and Investment Advisor.

Information About the EEM Notes and EFA Notes

The Index Sponsor of the Target Index of both the EEM Notes and the EFA Notes is MSCI Inc. ("MSCI"). MSCI calculates, publishes and disseminates levels of the Target Index daily by MSCI through numerous data vendors, on the MSCI website and in real time on Bloomberg and Reuters Limited. The Target Index is an MSCI Global Investable Market Index, which is a family of within the MSCI International Equity Indices discussed below under "The MSCI International Equity Indices."

The return on your Notes is linked to the performance of the Reference Asset, and not to the performance of the Target Index.

We have derived all information contained in this pricing supplement regarding the Target Index, including, without limitation, its make-up, method of calculation and changes in its components, from publicly available information, including Bloomberg. The information reflects the policies of, and is subject to change by the MSCI. MSCI has no obligation to continue to publish, and may discontinue publication of, the Target Index.

Construction of the Target Index

MSCI undertakes an index construction process, which involves: (i) defining the equity universe; (ii) determining the market investable equity universe for each market; (iii) determining market capitalization size segments for each market; (iv) applying index continuity rules for the standard index; (v) creating style segments within each size segment within each market; and (vi) classifying securities under the Global Industry Classification Standard. The Target Index construction methodology differs in some cases depending on whether the relevant market is considered a developed market or an emerging market. All of the MSCI Indices are standard indices, meaning that only securities that would qualify for inclusion in a large cap index or a mid-cap index will be included as described below.

Defining the Equity Universe

Identifying Eligible Equity Securities: The equity universe initially looks at securities listed in any of the countries in the MSCI Global Index series, which will be classified as either "developed markets" or "emerging markets". All listed equity securities, including real estate investment trusts and certain income trusts in Canada are eligible for inclusion in the equity universe. Limited partnerships, limited liability companies and business trusts, which are listed in the U.S. and are not structured to be taxed as limited partnerships, are likewise eligible for inclusion in the equity universe. Conversely, mutual funds, exchange-traded funds, equity derivatives and most investment trusts are not eligible for inclusion in the equity universe. Preferred shares that exhibit characteristics of equity securities are eligible.

Country Classification of Eligible Securities: Each company and its securities (i.e., share classes) are classified in one and only one country, which allows for a distinctive sorting of each company by its respective country.

Determining the Market Investable Equity Universes

A market investable equity universe for a market is derived by (i) identifying eligible listings for each security in the equity universe; and (ii) applying investability screens to individual companies and securities in the equity universe that are classified in that market. A market is generally equivalent to a single country. The global investable equity universe is the aggregation of all market investable equity universes.

- (i) *Identifying Eligible Listings:* A security may have a listing in the country where it is classified (a "local listing") and/or in a different country (a "foreign listing"). A security may be represented by either a local listing or a foreign listing (including a depository receipt) in the global investable equity universe. A security may be represented by a foreign listing only if the security is classified in a country that meets the foreign listing materiality requirement (as described below), and the security's foreign listing is traded on an eligible stock exchange of a developed market country if the security is classified in a developed market country or, if the security is classified in an emerging market country, an eligible stock exchange of a developed market country or an emerging market country.

In order for a country to meet the foreign listing materiality requirement, the following is determined: all securities represented by a foreign listing that would be included in the country's MSCI Country Investable Market Index if foreign listings were eligible from that country. The aggregate free-float adjusted market capitalization for all such securities should represent at least (i) 5% of the free float-adjusted market capitalization of the relevant MSCI Country Investable Market Index and (ii) 0.05% of the free-float adjusted market capitalization of the MSCI ACWI Investable Market Index. If a country does not meet the foreign listing materiality requirement, then securities in that country may not be represented by a foreign listing in the global investable equity universe.

- (ii) *Applying Investability Screens:* The investability screens used to determine the investable equity universe in each market are:

Equity Universe Minimum Size Requirement: This investability screen is applied at the company level. In order to be included in a market investable equity universe, a company must have the required minimum full market capitalization. The equity universe minimum size requirement applies to companies in all markets and is derived as follows:

- First, the companies in the developed market equity universe are sorted in descending order of full market capitalization and the cumulative coverage of the free float-adjusted market capitalization of the developed market equity universe is calculated for each company. Each company's free float-adjusted market capitalization is represented by the aggregation of the free float-adjusted market capitalization of the securities of that company in the equity universe.
- Second, when the cumulative free float-adjusted market capitalization coverage of 99% of the sorted equity universe is achieved, by adding each company's free float-adjusted market capitalization in descending order, the full market capitalization of the company that reaches the 99% threshold defines the equity universe minimum size requirement.
- The rank of this company by descending order of full market capitalization within the developed market equity universe is noted, and will be used in determining the equity universe minimum size requirement at the next rebalance.

As of May 2018, the equity universe minimum size requirement was set at U.S. \$283 million. Companies with a full market capitalization below this level are not included in any market investable equity universe. The equity universe minimum size requirement is reviewed and, if necessary, revised at each semi-annual index review, as described below.

Equity Universe Minimum Free Float-Adjusted Market Capitalization Requirement: This investability screen is applied at the individual security level. To be eligible for inclusion in a market investable equity universe, a security must have a free float-adjusted market capitalization equal to or higher than 50% of the equity universe minimum size requirement.

Minimum Liquidity Requirement: This investability screen is applied at the individual security level. To be eligible for inclusion in a market investable equity universe, a security must have at least one eligible listing that has adequate liquidity as measured by its 12-month and 3-month annualized traded value ratio ("ATVR") and 3-month frequency of trading. The ATVR attempts to mitigate the impact of extreme daily trading volumes and takes into account the free float-adjusted market capitalization of securities. A minimum liquidity level of 20% of the 3-month ATVR and 90% of 3-month frequency of trading over the last 4 consecutive quarters, as well as 20% of the 12-month ATVR, are required for inclusion of a security in a market investable equity universe of a developed market. A minimum liquidity level of 15% of the 3-month ATVR and 80% of 3-month frequency of trading over the last 4 consecutive quarters, as well as 15% of the 12-month ATVR, are required for inclusion of a security in a market investable equity universe of an emerging market.

Only one listing per security may be included in the market investable equity universe. In instances where a security has two or more eligible listings that meet the above liquidity requirements, then the following priority rules are used to determine which listing will be used for potential inclusion of the security in the market investable equity universe:

- (1) Local listing (if the security has two or more local listings, then the listing with the highest 3-month ATVR will be used)
- (2) Foreign listing in the same geographical region (MSCI classifies markets into three main geographical regions: EMEA, Asia Pacific and Americas. If the security has two or more listings in the same geographical region, then the listing with the highest 3-month ATVR will be used).
- (3) Foreign listing in a different geographical region (if the security has two or more listings in a different geographical region, then the listing with the highest 3-month ATVR will be used).

Due to liquidity concerns relating to securities trading at very high stock prices, a security that is currently not a constituent of a MSCI Global Investable Markets Index that is trading at a stock price above U.S. \$10,000 will fail the liquidity screening and will not be included in any market investable equity universe.

Global Minimum Foreign Inclusion Factor Requirement: This investability screen is applied at the individual security level. To determine the free float of a security, MSCI considers the proportion of shares of such security available for purchase in the public equity markets by international investors. In practice, limitations on the investment opportunities for international investors include: strategic stakes in a company held by private or public shareholders whose investment objective indicates that the shares held are not likely to be available in the market; limits on the proportion of a security's share capital authorized for purchase by non-domestic investors; or other foreign investment restrictions which materially limit the ability of foreign investors to freely invest in a particular equity market, sector or security.

MSCI will then derive a "foreign inclusion factor" for the company that reflects the proportion of shares outstanding that is available for purchase in the public equity markets by international investors. MSCI will then "float-adjust" the weight of each constituent company in an index by the company's foreign inclusion factor.

Once the free float factor has been determined for a security, the security's total market capitalization is then adjusted by such free float factor, resulting in the free float-adjusted market capitalization figure for the security.

Minimum Length of Trading Requirement: This investability screen is applied at the individual security level. For an initial public offering to be eligible for inclusion in a market investable equity universe, the new issue must have started trading at least three months before the implementation of a semi-annual index review. This requirement is applicable to small new issues in all markets. Large initial public offerings are not subject to the minimum length of trading requirement and may be included in a market investable equity universe and a standard index, such as the Target Index, outside of a quarterly or semi-annual index review.

Minimum Foreign Room Requirement: This investability screen is applied at the individual security level. For a security that is subject to a foreign ownership limit to be eligible for inclusion in a market investable equity universe, the proportion of shares still available to foreign investors relative to the maximum allowed (referred to as "foreign room") must be at least 15%.

Defining Market Capitalization Size Segments for Each Market

Once a market investable equity universe is defined, it is segmented into the following size-based indices:

- Investable Market Index (Large Cap + Mid Cap + Small Cap)
- Standard Index (Large Cap + Mid Cap)
- Large Cap Index

- Mid Cap Index
- Small Cap Index

Creating the size segment indices in each market involves the following steps: (i) defining the market coverage target range for each size segment; (ii) determining the global minimum size range for each size segment; (iii) determining the market size–segment cutoffs and associated segment number of companies; (iv) assigning companies to the size segments; and (v) applying final size–segment investability requirements. For emerging market indices, the market coverage for a standard index is 42.5%. As of March 2018, the global minimum size range for an emerging market standard index is a full market capitalization of USD 3.19 billion to USD 7.33 billion.

Index Continuity Rules for Standard Indices

In order to achieve index continuity, as well as provide some basic level of diversification within a market index, notwithstanding the effect of other index construction rules, a minimum number of five constituents will be maintained for a developed market standard index and a minimum number of three constituents will be maintained for an emerging market standard index, and involves the following steps:

- If after the application of the index construction methodology, a developed market standard index contains fewer than five securities or an emerging market standard index contains fewer than three securities, then the largest securities by free float-adjusted market capitalization are added to the Target Index in order to reach the minimum number of required constituents.
- At subsequent Target Index reviews, if the minimum number of securities described above is not met, then after the market investable equity universe is identified, the securities are ranked by free float-adjusted market capitalization, however, in order to increase stability the free float-adjusted market capitalization of the existing index constituents (prior to review) is multiplied by 1.50, and securities are added until the desired minimum number of securities is reached.

Creating Style Indices within Each Size Segment

All securities in the investable equity universe are classified into value or growth segments. The classification of a security into the value or growth segment is used by MSCI to construct additional indices.

Classifying Securities under the Global Industry Classification Standard

All securities in the global investable equity universe are assigned to the industry that best describes their business activities. The GICS classification of each security is used by MSCI to construct additional indices.

As of the close of business on September 21, 2018, MSCI and S&P Dow Jones Indices LLC updated the Global Industry Classification Sector structure. Among other things, the update broadened the Telecommunications Services sector and renamed it the Communication Services sector. The renamed sector includes the previously existing Telecommunication Services Industry group, as well as the Media Industry group, which was moved from the Consumer Discretionary sector and renamed the Media & Entertainment Industry group. The Media & Entertainment Industry group contains three industries: Media, Entertainment and Interactive Media & Services. The Media industry continues to consist of the Advertising, Broadcasting, Cable & Satellite and Publishing sub-industries. The Entertainment industry contains the Movies & Entertainment sub-industry (which includes online entertainment streaming companies in addition to companies previously classified in such industry prior to September 21, 2018) and the Interactive Home Entertainment sub-industry (which includes companies previously classified in the Home Entertainment Software sub-industry prior to September 21, 2018 (when the Home Entertainment Software sub-industry was a sub-industry in the Information Technology sector)), as well as producers of interactive gaming products, including mobile gaming applications). The Interactive Media & Services industry and sub-industry includes companies engaged in content and information creation or distribution through proprietary platforms, where revenues are derived primarily through pay-per-click advertisements, and includes search engines, social media and networking platforms, online classifieds and online review companies. The Global Classification Sector structure changes were implemented in the MSCI Emerging Markets Index in connection with the November 2018 semi-annual index review.

Calculation Methodology for the Target Index

The Target Index is a net daily total return index. A daily total return index measures the market performance, including price performance and income from regular cash distributions, while a net daily total return index measures the price performance and income from dividends, net of certain withholding taxes. MSCI calculates withholding taxes using the highest applicable withholding tax rate applicable to institutional investors. This net income is reinvested in the Target Index and thus makes up part of the total index performance. MSCI's net daily total return methodology reinvests net cash dividends in indices the day the security is quoted ex-dividend, or on the ex-date (converted to U.S. dollars, as applicable). Certain dividends, including special/extraordinary dividends and commemorative dividends, are reinvested in the indices if, a day prior to the ex-date, the dividend impact on price is less than 5%. If the impact is 5% or more, the dividend will be reflected in the indices through a price adjustment. A specific price adjustment is always applied for stock dividends that are issued at no cost to the shareholders, an extraordinary capital repayment or a dividend paid in the shares of another company. Cash payments related to corporate events, such as mergers and acquisitions, are considered on a case-by-case basis.

Notwithstanding the Reference Asset's investment objective, the return on your Notes will not reflect any dividends paid on the Reference Asset shares, on the Reference Asset Constituents or on the securities that comprise the Target Index.

Maintenance of the Target Index

In order to maintain the representativeness of the Target Index, structural changes may be made by adding or deleting component securities. Currently, such changes in the Target Index may generally only be made on four dates throughout the year: after the close of the last business day of each February, May, August and November.

Each country index is maintained with the objective of reflecting, on a timely basis, the evolution of the underlying equity markets. In maintaining each component country index, emphasis is also placed on its continuity, continuous investability of constituents and replicability of the index and on index stability and minimizing turnover.

MSCI classifies index maintenance in three broad categories. The first consists of ongoing event related changes, such as mergers and acquisitions, which are generally implemented in the country indices in which they occur. The second category consists of quarterly index reviews, aimed at promptly reflecting other significant market events. The third category consists of semi-annual index reviews that systematically re-assess the various dimensions of the equity universe.

Ongoing event-related changes to the Target Index are the result of mergers, acquisitions, spin-offs, bankruptcies, reorganizations and other similar corporate events. They can also result from capital reorganizations in the form of rights issues, stock bonus issues, public placements and other similar corporate actions that take place on a continuing basis. MSCI will remove from the Target Index as soon as practicable securities of companies that file for bankruptcy or other protection from their creditors, that are suspended and for which a return to normal business activity and trading is unlikely in the near future; or that fail stock exchange listing requirements with a delisting announcement. Securities may also be considered for early deletion in other significant cases, such as decreases in free float and foreign ownership limits, or when a constituent company acquires or merges with a non-constituent company or spins-off another company. In practice, when a constituent company is involved in a corporate event which results in a significant decrease in the company's free float adjusted market capitalization or the company decreases its foreign inclusion factor to below 0.15, the securities of that constituent company are considered for early deletion from the indices simultaneously with the event unless, in either case, it is a standard index constituent with a minimum free float-adjusted market capitalization is not at least two-thirds of one-half of the standard index interim size segment cut-off. Share conversions may also give rise to an early deletion. All changes resulting from corporate events are announced prior to their implementation, provided all necessary information on the event is available.

MSCI's quarterly index review process is designed to ensure that the country indices continue to be an accurate reflection of evolving equity markets. This goal is achieved by timely reflecting significant market driven changes that were not captured in each index at the time of their actual occurrence and that should not wait until the semi-annual index review due to their importance. These quarterly index reviews may result in additions and deletions of component securities from a country index (or a security being removed from one country listing and represented by a different country listing) and changes in "foreign inclusion factors" and in number of shares. Additions and deletions to component securities may result from: the addition of large companies that did not meet the minimum size criterion for inclusion at the time of their initial public offering or secondary offering; the replacement of companies which are no longer suitable industry representatives; the deletion of securities whose overall free float has fallen to less than 15% and that do not meet specified criteria; the deletion of securities that have become very small or illiquid; and the addition or deletion of securities as a result of other market events. Significant changes in free float estimates and corresponding changes in the foreign inclusion factor for component securities may result from: block sales, block buys, secondary offerings and transactions made by way of immediate book-building that did not meet the requirements for implementation at the time of such event; corporate events that should have been implemented at the time of such event but could not be reflected immediately due to lack of publicly available details at the time of the event; exercise of IPO over-allotment options which result in an increase in free float; increases in foreign ownership limits; decreases in foreign ownership limits which did not require foreign investors to immediately sell shares in the market; re-estimates of free float figures resulting from the reclassification of shareholders from strategic to non-strategic, and vice versa; the end of lock-up periods or expiration of loyalty incentives for non-strategic shareholders; conversion of a non-index constituent share class or an unlisted line of shares which has an impact on index constituents; and acquisition by shares of non-listed companies or assets. However, no changes in foreign inclusion factors are implemented for any of the above events if the change in free float estimate is less than 1%, except in cases of correction. Small changes in the number of shares resulting from, for example, exercise of options or warrants, conversion of convertible bonds or other instruments, conversion of a non-index constituent share class or an unlisted line of shares which has an impact on index constituents, periodic conversion of a share class into another share class, exercise of over-allotment options, exercise of share buybacks, or the cancellation of shares, are generally updated at the quarterly index review rather than at the time of the event. The results of the quarterly index reviews are announced at least two weeks in advance of their effective implementation dates as of the close of the last business day of February and August. MSCI has noted that consistency is a factor in maintaining each component country index.

MSCI's semi-annual index review is designed to systematically reassess the component securities of the Target Index. During each semi-annual index review, the universe of component securities is updated and the global minimum size range for the Target Index is recalculated, which is based on the full market capitalization and the cumulative free float-adjusted market capitalization coverage of each security that is eligible to be included in the Target Index. The following Target Index maintenance activities, among others, are undertaken during each semi-annual index review: the list of countries in which securities may be represented by foreign listings is reviewed; the component securities are updated by identifying new equity securities that were not part of the Target Index at the time of the previous quarterly index review; the minimum size requirement for the Target Index is updated and new companies are evaluated relative to the new minimum size requirement; existing component securities that do not meet the minimum liquidity requirements of the Target Index may be removed (or, with respect to any such security that has other listings, a determination is made as to whether any such listing can be used to represent the security in the market investable universe); and changes in "foreign inclusion factors" are implemented (provided the change in free float is greater than 1%, except in cases of correction). During a semi-annual index review, component securities may be added or deleted from a country index for a range of reasons, including the reasons discussed with respect to component securities changes during quarterly index reviews as discussed above. Foreign listings may become eligible to represent securities only from the countries that met the foreign listing materiality requirement during the previous semi-annual index review (this requirement is applied only to countries that do not yet include foreign listed securities). Once a country meets the foreign listing materiality requirement at a given semi-annual index review, foreign listings will remain eligible for such country even if the foreign listing materiality requirements are not met in the future.

The results of the semi-annual index reviews are announced at least two weeks in advance of their effective implementation date as of the close of the last business day of May and November.

Target Index maintenance also includes monitoring and completing adjustments for share changes, stock splits, stock dividends, and stock price adjustments due to company restructurings or spin-offs.

These guidelines and the policies implementing the guidelines are the responsibility of, and, ultimately, subject to adjustment by, MSCI.

"iShares[®]" is a registered trademark of BlackRock Institutional Trust Company, N.A. ("BITC"). The Target Index is not sponsored, endorsed, sold, or promoted by BITC. BITC makes no representations or warranties to the owners of the Target Index or any member of

the public regarding the advisability of investing in the Target Index. BITC has no obligation or liability in connection with the operation, marketing, trading or sale of the Target Index.

Representative Sampling

The Reference Asset uses a representative sampling strategy to attempt to track the performance of the Target Index. For the Reference Asset, this strategy involves investing in a representative sample of securities that collectively have an investment profile similar to that of the Target Index. The securities selected are expected to have aggregate investment characteristics (based on factors such as market capitalization and industry weightings), fundamental characteristics (such as return variability, earnings valuation and yield) and liquidity measures similar to those of the Target Index.

The Reference Asset generally invests at least 90% of its assets in the securities of the Target Index and in depositary receipts representing securities of the Target Index. The Reference Asset may invest the remainder of its assets in securities not included in the Target Index, but which BFA believes will help the Reference Asset track the Target Index. The Reference Asset may also invest its other assets in futures contracts, options and swaps, as well as cash and cash equivalents, including shares of money market funds affiliated with BFA. Also, the Reference Asset may lend securities representing up to one-third of the value of the Reference Asset's total assets (including the value of the collateral received). The Reference Asset invests all of its assets that are invested in India in a wholly owned subsidiary located in the Republic of Mauritius. BFA also serves as the investment advisor of the subsidiary.

Tracking Error

The performance of the Reference Asset and the Target Index may vary due to a variety of factors, including differences between the Reference Asset's assets and the Target Index, pricing differences (including differences between a security's price at the local market close and the Reference Asset's valuation of a security at the time of calculation of the Reference Asset's NAV per share), differences in transaction costs, the Reference Asset's holding of uninvested cash, differences in timing of the accrual of or the valuation of dividends or interest, tax gains or losses, changes to the Target Index or the costs to the Reference Asset of complying with various new or existing regulatory requirements. Tracking error may also result because the Reference Asset incurs fees and expenses, while the Target Index does not. BFA expects that, over time, the Reference Asset's performance difference will not exceed 5%. The Reference Asset's use of a representative sampling strategy can be expected to produce a greater tracking error over a period of time than would result if the Reference Asset used an indexing strategy in which an exchange-traded fund invests in substantially all of the securities in the Target Index in approximately the same proportions as in the Target Index.

Industry Concentration Policy

The Reference Asset will concentrate its investments (i.e., hold 25% or more of its total assets) in a particular industry or group of industries to approximately the same extent that the Target Index is concentrated in that industry or group of industries.

Continuous Listing Standards

Under new continuous listing standards adopted by NYSE Arca (the "Exchange"), the EEM Fund's and EFA Fund's primary exchange, which went into effect on January 1, 2018, each Fund will be required to confirm on an ongoing basis that the components of its Target Index satisfies the Exchange's listing requirements. In the event that its Target Index does not comply with the Exchange's listing requirements, the EEM Fund or EFA Fund, as applicable, will be required to rectify such non-compliance by requesting that MSCI modify its Target Index, adopting a new index or obtaining relief from the SEC. Failure to rectify this non-compliance may result in the EEM Fund or the EFA Fund being delisted by the Exchange.

EEM Notes

iShares® MSCI Emerging Markets ETF

The shares of the iShares® MSCI Emerging Markets ETF (the “EEM Fund”) are issued by iShares, Inc. (the “Company”). The Company was organized as a Maryland corporation on September 1, 1994 and is authorized to have multiple series or portfolios, of which the EEM Fund is one. On July 1, 2013, the iShares® MSCI Emerging Markets Index Fund changed its name to the iShares® MSCI Emerging Markets ETF.

- The EEM Fund is a tracking ETF that seeks investment results which correspond generally to the price and yield performance, before fees and expenses, of the Target Index.
- The index it tracks is the USD net total return version of the Target Index (ticker NDUEEGF).
- Investment Advisor: BlackRock Fund Advisors (“BFA”).
- The EEM Fund’s shares trade on the NYSE Arca under the ticker symbol “EEM”.
- The company’s SEC CIK Number is 0000930667.
- The EEM Fund’s inception date was April 7, 2003.
- The EEM Fund’s shares are issued or redeemed only in creation units of 450,000 shares or multiples thereof.

The Target Index was launched on December 31, 1987 with an initial level of 100.

We obtained the following fee information from the iShares® website without independent verification. The Investment Advisor is entitled to receive a management fee from the EEM Fund based on the EEM Fund’s allocable portion of an aggregate management fee based on the aggregate average daily net assets of the EEM Fund and a set of other specified iShares® funds (the “funds”) as follows: 0.75% per annum of the aggregate net assets of the funds less than or equal to U.S. \$14.0 billion, *plus* 0.68% per annum of the aggregate net assets of the funds on amounts in excess of U.S. \$14.0 billion up to and including U.S. \$28.0 billion, *plus* 0.61% per annum of the aggregate net assets of the funds on amounts in excess of U.S. \$28.0 billion up to and including U.S. \$42.0 billion, *plus* 0.54% per annum of the aggregate net assets of the funds on amounts in excess of U.S. \$42.0 billion up to and including U.S. \$56.0 billion, *plus* 0.47% per annum of the aggregate net assets of the funds on amounts in excess of U.S. \$56.0 billion up to and including U.S. \$70.0 billion, *plus* 0.41% per annum of the aggregate net assets of the funds on amounts in excess of U.S. \$70.0 billion up to and including U.S. \$84.0 billion, *plus* 0.35% per annum of the aggregate net assets of the funds in excess of U.S. \$84.0 billion. As of December 31, 2018, the aggregate expense ratio of the EEM Fund was 0.67% per annum.

The investment advisory agreement of the EEM Fund provides that BFA will pay all operating expenses of the EEM Fund, except interest expenses, taxes, brokerage expenses, future distribution fees or expenses, and extraordinary expenses. The EEM Fund may also pay “Acquired Fund Fees and Expenses”. Acquired Fund Fees and Expenses reflect the EEM Fund’s pro rata share of the fees and expenses incurred by investing in other investment companies.

For additional information regarding the company or BFA, please consult the reports (including the most recent Annual Report to Shareholders on Form N-CSR) and other information the company files with the SEC. In addition, information regarding the EEM Fund, including its top portfolio holdings, may be obtained from other sources including, but not limited to, press releases, newspaper articles, other publicly available documents and the iShares® website.

The Target Index

The Target Index is a free float-adjusted market capitalization index and is one of the MSCI Global Investable Market Indices (the “MSCI Indices”), the methodology of which is described below. The Target Index is considered a “standard” index, which means it consists of all eligible large capitalization and mid-capitalization stocks, as determined by MSCI, in the relevant emerging markets. Additional information about the MSCI Indices is available on the following website: msci.com/index-methodology. Daily closing price information for the Target Index is available on the following website: mscibarra.com/products/indices/international_equity_indices/performance.html. We are not incorporating by reference the website, the sources listed above or any material they include in this prospectus supplement.

The Target Index is intended to provide performance benchmarks for the emerging equity markets in the Americas, Europe, the Middle East, Africa and Asia, which are, as of the date of this prospectus supplement, Brazil, Chile, China, Colombia, Czech Republic, Egypt, Greece, Hungary, India, Indonesia, Korea, Malaysia, Mexico, Pakistan, Peru, Philippines, Poland, Qatar, Russia, South Africa, Taiwan, Thailand, Turkey and the United Arab Emirates. The constituent stocks of the Target Index are derived from the constituent stocks in the 24 MSCI standard single country indices for the emerging market countries listed above. The Target Index is calculated in U.S. dollars on a total return net basis. The Target Index was launched on December 31, 1987 at an initial value of 100.

As of the close on May 31, 2018, MSCI began a multi-step process to include, in the Target Index, large cap China A shares that are not in trading suspension. As part of the first step of the inclusion process, which resulted from the May 2018 quarterly index review, MSCI added such large cap China A shares to the Target Index at 2.5% of their foreign inclusion factor-adjusted market capitalization. In connection with the August 2018 quarterly index review, MSCI implemented the second step of the inclusion process by increasing the foreign inclusion factor-adjusted market capitalization of those existing China A share constituents from 2.5% to 5%. With the implementation of this second step, and the inclusion of additional China A shares in connection with the August 2018 quarterly index review, China A shares were initially expected to represent approximately 0.75% of the Target Index.

MSCI has announced that, beginning in June 2019, it expects to include the MSCI Saudi Arabia Index in the Target Index, representing on a pro forma basis a weight of approximately 2.6% of the Target Index with 32 securities, following a two-step inclusion process. The first inclusion step is expected to coincide with the May 2019 semi-annual review and the second inclusion step is expected to take place as part of the August 2019 quarterly index review. In addition, MSCI has announced the reclassification of the MSCI Argentina Index from a “frontier market” to an “emerging market”, and the MSCI Argentina Index is expected to be included in the Target Index coinciding with the May 2019 semi-annual index review. MSCI expects to continue to restrict the inclusion in the MSCI Argentina Index to only foreign listings of Argentinian companies, such as American depositary receipts.

Investment Objective

The EEM Fund seeks to track the investment results, before fees and expenses, of the Target Index. The EEM Fund's investment objective may be changed without shareholder approval.

Below are the top holdings and weightings by country and industry sector of the EEM Fund. (Sector designations are determined by the Investment Advisor using criteria it has selected or developed. ETF advisors and index sponsors may use very different standards for determining sector designations. In addition, many companies operate in a number of sectors, but are listed in only one sector and the basis on which that sector is selected may also differ. As a result, sector comparisons between ETFs or indices with different sponsors may reflect differences in methodology as well as actual differences in the sector composition of the indices or ETFs.) We obtained the information below from the EEM Fund website without independent verification.

Notwithstanding the EEM Fund's investment objective, the return on your Notes will not reflect any dividends paid on the EEM Fund shares, on the securities purchased by the EEM Fund or on the securities that comprise the Target Index.

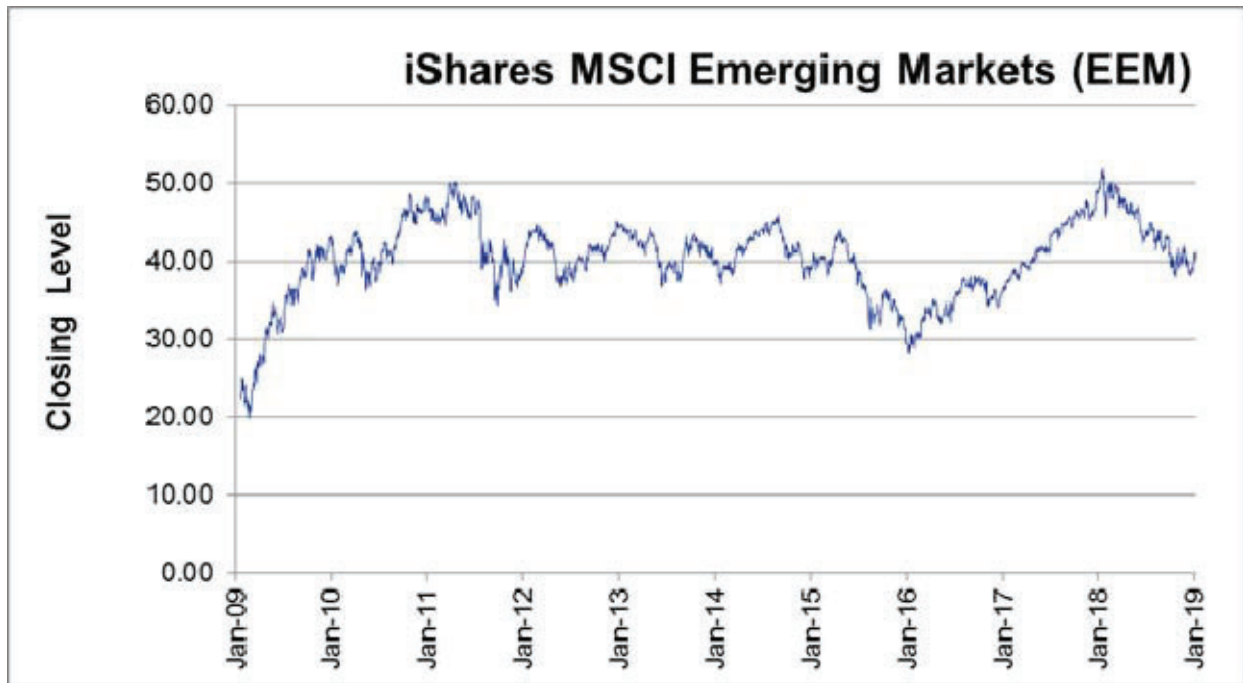
As of December 31 2018, the top 10 Constituent Issuer holdings (by percentage) of the EEM Fund are Tencent Holdings Ltd. (4.75%), Taiwan Semiconductor Manufacturing Co Ltd (3.75%), Alibaba Group Holding Ltd ADR (3.69%), Samsung Electronics Co., Ltd (3.46%), Naspers Limited N Ltd (1.83%), China Construction Bank Corporation (Hong Kong) (1.64%), China Mobile Ltd. (1.23%), Industrial and Commercial Bank of China (1.02%), Reliance Industries Limited (0.95%) and Ping An Insurance Group Co of China Ltd (0.94%).

As of December 31, 2018, the EEM Fund's holding weightings by country (by percentage) are China (30.30%), Korea (South) (13.73%), Taiwan (11.35%), India (9.36%), Brazil (7.47%), South Africa (6.23%), Russian Federation (3.69%), Mexico (2.77%), Thailand (2.43%), Malaysia (2.43%) and Other (10.25%). The weighting percentages may not sum to 100% due to rounding.

As of December 31, 2018, the EEM Fund's holding weightings (by percentage) by sector are Financials (24.67%), Information Technology (14.19%), Communication (14.07%), Consumer Discretionary (10.43%), Energy (7.94%), Materials (7.65%), Consumer Staples (6.70%), Industrials (5.51%), Real Estate (3.00%), Health Care (2.81%), Utilities (2.66%) and Cash and/or Derivatives (0.36%). The weighting percentages may not sum to 100% due to rounding.

Historical Performance of the iShares® MSCI Emerging Markets ETF

The graph below sets forth the information relating to historical performance of the Reference Asset. The graph below shows the daily historical Closing Levels of the Reference Asset from January 30, 2009 through January 30, 2019.



PAST PERFORMANCE IS NOT INDICATIVE OF FUTURE RESULTS.

EFA Notes

iShares® MSCI EAFE ETF

We have derived all information contained herein regarding the iShares® MSCI EAFE ETF (the “EFA Fund”) from publicly available information. Such information reflects the policies of, and is subject to changes by BlackRock Fund Advisors (the “Investment Advisor”), the investment advisor of the EFA Fund. The Bank has not undertaken an independent review or due diligence of any publicly available information regarding the EFA Fund.

The EFA Fund

The EFA Fund is one of the separate investment portfolios that constitute iShares Trust. The EFA Fund seeks investment results that correspond generally to the price and yield performance, before fees and expenses, of the Target Index. The EFA Fund will generally invest at least 90% of its assets in the securities of the Target Index and depositary receipts representing the securities of the Target Index. The EFA Fund also may invest the remainder of its assets in certain futures, options and swap contracts, cash and cash equivalents, including money market funds advised by the Investment Advisor or its affiliates, as well as in securities not included in the Target Index, but which the Investment Advisor believes will help the EFA Fund track the Target Index.

The Investment Advisor uses a representative sampling strategy to manage the EFA Fund. Representative sampling is an indexing strategy that involves investing in a representative sample of the securities included in an applicable target index that collectively has an investment profile similar to such target index. The securities selected are expected to have, in the aggregate, investment characteristics (based on market capitalization and industry weightings), fundamental characteristics (such as return variability and yield), and liquidity measures similar to those of the Target Index. The EFA Fund may or may not hold all of the securities that are included in the Target Index.

The Target Index

The MXEA is intended to measure equity market performance in developed market countries, excluding the U.S. and Canada. The MXEA is a free float-adjusted market capitalization equity index with a base date of December 31, 1969 and an initial level of 100. The MXEA is calculated daily in U.S. dollars and published in real time every 60 seconds during market trading hours. The MXEA currently consists of the following 21 developed market country indices: Australia, Austria, Belgium, Denmark, Finland, France, Germany, Hong Kong, Ireland, Israel, Italy, Japan, Netherlands, New Zealand, Norway, Portugal, Singapore, Spain, Sweden, Switzerland and the United Kingdom.

The Target Index was developed by the MSCI and is calculated, maintained and published by the MSCI. MSCI is under no obligation to continue to publish, and may discontinue or suspend the publication of the Target Index at any time. The Target Index has been developed by the MSCI as an equity benchmark for its international stock performance.

Investment Objective

The EFA Fund seeks to track the investment results, before fees and expenses, of the Target Index. The EFA Fund’s investment objective may be changed without shareholder approval.

Below are the top holdings and weightings by country and industry sector of the EFA Fund. (Sector designations are determined by the Investment Advisor using criteria it has selected or developed. ETF advisors and index sponsors may use very different standards for determining sector designations. In addition, many companies operate in a number of sectors, but are listed in only one sector and the basis on which that sector is selected may also differ. As a result, sector comparisons between ETFs or indices with different sponsors may reflect differences in methodology as well as actual differences in the sector composition of the indices or ETFs.) We obtained the information below from the EFA Fund website without independent verification.

Notwithstanding the EFA Fund’s investment objective, the return on your Notes will not reflect any dividends paid on the EEM Fund shares, on the securities purchased by the EFA Fund or on the securities that comprise the Target Index.

As of December 31, 2018, ordinary operating expenses of the EFA Fund are expected to accrue at an annual rate of 0.31% of the EFA Fund’s average daily net asset value. Expenses of the EFA Fund reduce the net value of the assets held by the EFA Fund and, therefore, reduce the value of the shares of EFA Fund.

As of December 31 2018, the top 10 Constituent Issuer holdings (by percentage) of the EFA Fund are Nestle SA (1.97%), Novartis AG (1.47%), Roche Holding AG (1.38%), HSBC Holdings PLC (1.30%), Royal Dutch Shell PLC (1.07%), Toyota Motor Corporation (1.06%), Total SA (1.00%), BP PLC (1.00%), class b ordinary shares of Royal Dutch Shell PLC (0.89%) and AIA Group LTD (0.80%).

As of December 31, 2018, the EFA Fund’s holding weightings by sector (by percentage) are Financials (19.34%), Industrials (14.19%), Consumer Staples (11.47%), Health Care (11.31%), Consumer Discretionary (11.15%), Materials (7.32%), Information Technology (5.92%), Energy (5.81%), Communication (5.51%), Utilities (3.73%), Real Estate (3.68%) and Other (0.56%).

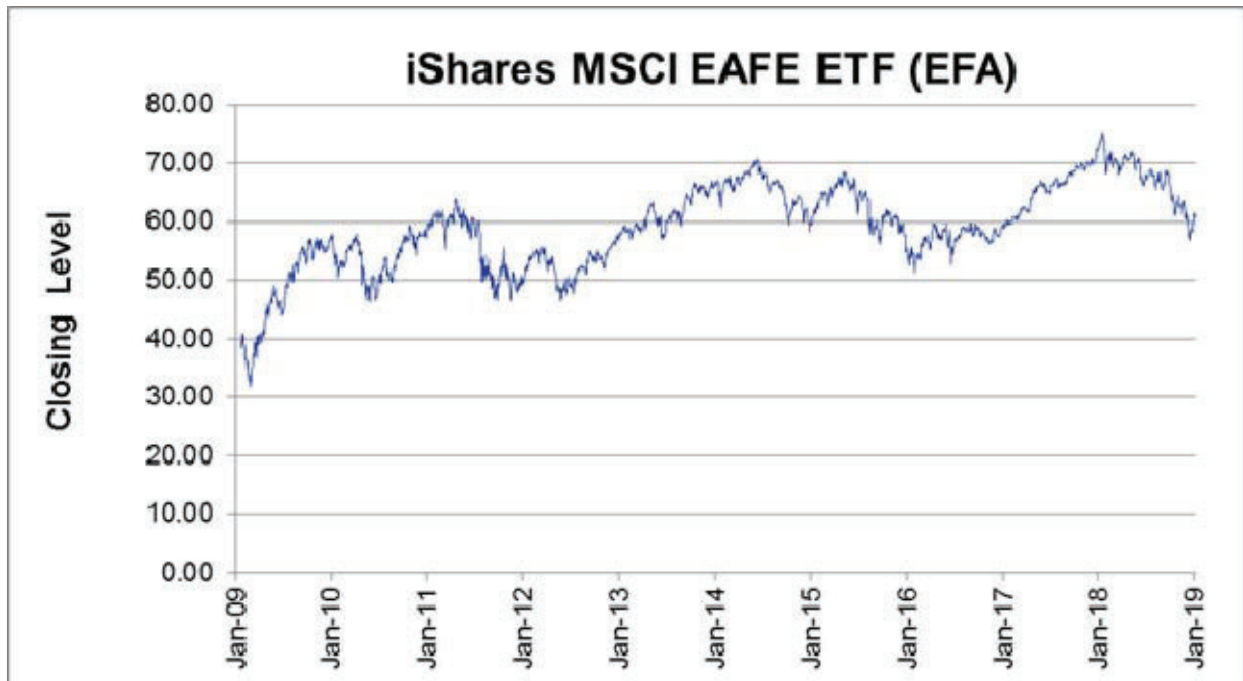
As of December 31, 2018, the EFA Fund’s holding weightings by country (by percentage) are Japan (24.22%), United Kingdom (17.20%), France (11.00%), Germany (8.76%), Switzerland (8.59%), Australia (6.87%), Hong Kong (3.86%), Netherlands (3.41%), Spain (3.08%), Sweden (2.69%) and Other (10.25%). The weighting percentages may not sum to 100% due to rounding.

Information filed by iShares Trust with the SEC can be found by reference to its SEC file numbers: 333-92935 and 811-09729.

Shares of the EFA Fund are listed on the NYSE Arca under ticker symbol “EFA.”

Historical Performance of the iShares® MSCI EAFE ETF

The graph below sets forth the information relating to historical performance of the Reference Asset. The graph below shows the daily historical Closing Levels of the Reference Asset from January 30, 2009 through January 30, 2019.



PAST PERFORMANCE IS NOT INDICATIVE OF FUTURE RESULTS.

Supplemental Discussion of U.S. Federal Income Tax Consequences

The U.S. federal income tax consequences of your investment in the Notes are uncertain. No statutory, regulatory, judicial or administrative authority directly discusses how the Notes should be treated for U.S. federal income tax purposes. Some of these tax consequences are summarized below, but we urge you to read the more detailed discussion under “Supplemental Discussion of U.S. Federal Income Tax Consequences” in the product prospectus supplement and discuss the tax consequences of your particular situation with your tax advisor. This discussion is based upon the Internal Revenue Code of 1986, as amended (the “Code”), final, temporary and proposed U.S. Treasury Department (the “Treasury”) regulations, rulings and decisions, in each case, as available and in effect as of the date hereof, all of which are subject to change, possibly with retroactive effect. Tax consequences under state, local and non-U.S. laws are not addressed herein. No ruling from the U.S. Internal Revenue Service (the “IRS”) has been sought as to the U.S. federal income tax consequences of your investment in the Notes, and the following discussion is not binding on the IRS.

U.S. Tax Treatment. Pursuant to the terms of the Notes, the Bank and you agree, in the absence of a statutory or regulatory change or an administrative determination or judicial ruling to the contrary, to characterize your Notes as prepaid derivative contracts with respect to the Reference Asset. If your Notes are so treated, you should generally recognize gain or loss upon the taxable disposition of your Notes in an amount equal to the difference between the amount you receive at such time and the amount you paid for your Notes. Subject to the discussion below regarding Section 1260 of the Code with respect to the EEM Notes and the EFA Notes, such gain or loss should generally be long-term capital gain or loss if you have held your Notes for more than one year (otherwise such gain or loss should be short-term capital gain or loss). The deductibility of capital losses is subject to limitations.

Section 1260. With respect to EEM Notes and EFA Notes, there is a risk that an investment in the Notes could be treated as a “constructive ownership transaction” within the meaning of Section 1260 of the Code. A constructive ownership transaction includes a contract under which an investor will receive payment equal to or credit for the future value of any equity interest in certain “passthru entities” (including regulated investment companies such as ETFs, real estate investment trusts and passive foreign investment companies). Under the “constructive ownership” rules, if an investment in the Notes is treated as a constructive ownership transaction, any long-term capital gain recognized by a U.S. holder (as defined under “Supplemental Discussion of U.S. Federal Income Tax Consequences” in the product prospectus supplement MLN-ES-ETF-1) in respect of the Notes would be recharacterized as ordinary income to the extent such gain exceeds the amount of “net underlying long-term capital gain” (as defined in Section 1260 of the Code) of the U.S. holder (the “Excess Gain”). In addition, an interest charge would also apply to any deemed underpayment of tax in respect of any Excess Gain to the extent such gain would have resulted in gross income inclusion for the U.S. holder in taxable years prior to the taxable year of the taxable disposition of the Notes (assuming such income accrued such that the amount in each successive year is equal to the income in the prior year increased at a constant rate equal to the applicable federal rate as of the date of taxable disposition of the Notes).

It is not clear to what extent any long-term capital gain recognized by a U.S. holder in respect of the Notes would be recharacterized as ordinary income and subject to the interest charge described above, in part, because it is not clear how the net underlying long-term capital gain would be computed in respect of the Notes. Under Section 1260 of the Code, the net underlying long-term capital gain is generally the net long-term capital gain a taxpayer would have recognized by investing in the underlying passthru entity at the inception of the constructive ownership transaction and selling on the date the constructive ownership transaction is closed out (i.e. at maturity or earlier disposition). It is possible that because the U.S. holder does not share in distributions made on the Reference Asset, these distributions could be excluded from the calculation of the amount and character of gain, if any, that would have been realized had the U.S. holder held the Reference Asset directly and that the application of the constructive ownership rules may not recharacterize adversely a significant portion of the long-term capital gain you may recognize with respect to the Notes. However, it is also possible that all or a portion of your gain with respect to the Notes could be treated as Excess Gain because the Reference Asset is an ETF, the net underlying long-term capital gain could equal the amount of long-term capital gain a U.S. holder would have recognized if on the issue date of the Notes the holder had invested, pro rata, the Principal Amount of the Notes in shares of the Reference Asset and sold those shares for their fair market value on the date the Notes are sold, exchanged or retired. In addition, all or a portion of your gain recognized with respect to the Notes could be Excess Gain if you purchase the Notes for an amount that is less than the Principal Amount of the Notes or if the return on the Notes is adjusted to take into account any extraordinary dividends that are paid on the shares of the Reference Asset. Furthermore, unless otherwise established by clear and convincing evidence, the net underlying long-term capital gain is treated as zero. Accordingly, it is possible that all or a portion of any gain on the sale or settlement of the Notes after one year could be treated as Excess Gain from a constructive ownership transaction, which gain would be recharacterized as ordinary income, and subject to an interest charge. Because the application of the constructive ownership rules to the Notes is unclear, you are urged to consult your tax advisors regarding the potential application of the constructive ownership rules to an investment in the Notes.

Based on certain factual representations received from us, our special U.S. tax counsel, is of the opinion that it would be reasonable to treat your Notes in the manner described above. However, because there is no authority that specifically addresses the tax treatment of the Notes, it is possible that your Notes could alternatively be treated for tax purposes as a single contingent payment debt instrument, or pursuant to some other characterization, (including with regard to the EEM Notes and the EFA Notes, possible treatment as a “constructive ownership transaction” under Section 1260 of the Code) such that the timing and character of your income from the Notes could differ materially and adversely from the treatment described above, as described further under “Supplemental Discussion of U.S. Federal Income Tax Consequences — Alternative Treatments” of the product prospectus supplement.

Except to the extent otherwise required by law, TD intends to treat your Notes for U.S. federal income tax purposes in accordance with the treatment described above and under “Supplemental Discussion of U.S. Federal Income Tax Consequences” of the applicable product prospectus supplement, unless and until such time as the Treasury and the IRS determine that some other treatment is more appropriate.

Section 1297. We will not attempt to ascertain whether any Reference Asset Constituent Issuer would be treated as a “passive foreign investment company” (“PFIC”) within the meaning of Section 1297 of the Code. If any such entity were so treated, certain adverse U.S. federal income tax consequences might apply upon the taxable disposition of a Note. You should refer to information filed with the SEC or the equivalent governmental authority by such entities and consult your tax advisor regarding the possible consequences to you if any such entity is or becomes a PFIC.

Notice 2008-2. In 2007, the IRS released a notice that may affect the taxation of holders of the Notes. According to Notice 2008-2, the IRS and the Treasury Department are actively considering whether the holder of an instrument similar to the Notes should be required to accrue ordinary income on a current basis, and they are seeking taxpayer comments on the subject. It is not possible to determine what guidance they will ultimately issue, if any. It is possible, however, that under such guidance, holders of the Notes will ultimately be required to accrue income currently and this could be applied on a retroactive basis. The IRS and the Treasury Department are also considering other relevant issues, including whether additional gain or loss from such instruments should be treated as ordinary or capital, whether non-U.S. holders of such instruments should be subject to withholding tax on any deemed income accruals, and whether the special “constructive ownership” rules of the Code should be applied to such instruments. Both U.S. and non-U.S. holders are urged to consult their tax advisors concerning the significance, and the potential impact, of the above considerations on their investments in the Notes.

Medicare Tax on Net Investment Income. U.S. holders that are individuals, estates, or certain trusts are subject to an additional 3.8% tax on all or a portion of their “net investment income” or “undistributed net investment income” in the case of an estate or trust, which may include any income or gain with respect to the Notes, to the extent of their net investment income or undistributed net investment income (as the case may be) that when added to their other modified adjusted gross income, exceeds \$200,000 for an unmarried individual, \$250,000 for a married taxpayer filing a joint return (or a surviving spouse), \$125,000 for a married individual filing a separate return or the dollar amount at which the highest tax bracket begins for an estate or trust. The 3.8% Medicare tax is determined in a different manner than the regular income tax. You should consult your tax advisors as to the consequences of the 3.8% Medicare tax to your investment in the Notes.

Specified Foreign Financial Assets. U.S. holders may be subject to reporting obligations with respect to their Notes if they do not hold their Notes in an account maintained by a financial institution and the aggregate value of their Notes and certain other “specified foreign financial assets” (applying certain attribution rules) exceeds an applicable threshold. Significant penalties can apply if a U.S. holder is required to disclose its Notes and fails to do so.

Non-U.S. Holders. This section applies only if you are a non-U.S. holder. For these purposes, you are a non-U.S. holder if you are the beneficial owner of the Notes and are, for U.S. federal income tax purposes:

- a non-resident alien individual;
- a non-U.S. corporation; or
- an estate or trust that, in either case, is not subject to U.S. federal income tax on a net income basis on income or gain from the Notes.

If you are a non-U.S. holder, subject to Section 871(m) of the Code and The Foreign Account Tax Compliance Act (“FATCA”), discussed below, if you are a non-U.S. holder, you should generally not be subject to U.S. withholding tax with respect to payments on your Notes or to generally applicable information reporting and backup withholding requirements with respect to payments on your Notes if you comply with certain certification and identification requirements as to your non-U.S. status (by providing us (and/or the applicable withholding agent) with a fully completed and duly executed applicable IRS Form W-8). Subject to Section 897 of the Code and Section 871(m) of the Code, discussed below, gain from the taxable disposition of a Note generally should not be subject to U.S. tax unless (i) such gain is effectively connected with a trade or business conducted by the non-U.S. holder in the United States, (ii) the non-U.S. holder is a non-resident alien individual and is present in the U.S. for 183 days or more during the taxable year of such taxable disposition and certain other conditions are satisfied or (iii) the non-U.S. holder has certain other present or former connections with the U.S.

Section 897. We will not attempt to ascertain whether any Reference Asset Constituent Issuer would be treated as a “United States real property holding corporation” (“USRPHC”) within the meaning of Section 897 of the Code. We also have not attempted to determine whether the Notes should be treated as “United States real property interests” (“USRPI”) as defined in Section 897 of the Code. If any such entity and the Notes were so treated, certain adverse U.S. federal income tax consequences could possibly apply, including subjecting any gain to a non-U.S. holder in respect of a Note upon a taxable disposition of the Note to U.S. federal income tax on a net basis, and the proceeds from such a taxable disposition to a 15% withholding tax. You should consult your tax advisor regarding the potential treatment of any such entity as a USRPHC and the Notes as USRPI.

Section 871(m). A 30% withholding tax (which may be reduced by an applicable income tax treaty) is imposed under Section 871(m) of the Code on certain “dividend equivalents” paid or deemed paid to a non-U.S. holder with respect to a “specified equity-linked instrument” that references one or more dividend paying U.S. equity securities. The withholding tax can apply even if the instrument does not provide for payments that reference dividends. Treasury regulations provide that the withholding tax applies to all dividend equivalents paid or deemed paid on specified equity-linked instruments that have a delta of one (“delta-one specified equity-linked instruments”) issued after 2016 and to all dividend equivalents paid or deemed paid on all other specified equity-linked instruments issued after 2018. However, the IRS has issued guidance that states that the Treasury and the IRS intend to amend the effective dates of the Treasury regulations to provide that withholding on dividend equivalents paid or deemed paid will not apply to specified equity-linked instruments that are not delta-one specified equity-linked instruments and are issued before January 1, 2021.

Based on our determination that the Notes are not “delta-one” with respect to the Reference Asset or any Reference Asset Constituent, our special U.S. tax counsel is of the opinion that the Notes should not be delta-one specified equity-linked instruments and thus should not be subject to withholding on dividend equivalents. Our determination is not binding on the IRS, and the IRS may disagree with this determination. Furthermore, the application of Section 871(m) of the Code will depend on our determinations made upon issuance of the Notes. If withholding is required, we will not make payments of any additional amounts.

Nevertheless, after issuance, it is possible that your Notes could be deemed to be reissued for tax purposes upon the occurrence of certain events affecting the Reference Asset, any Reference Asset Constituent or your Notes, and following such occurrence your Notes could be treated as delta-one specified equity-linked instruments that are subject to withholding on dividend equivalents. It is also possible that withholding tax or other tax under Section 871(m) of the Code could apply to the Notes under these rules if you enter, or have entered, into certain other transactions in respect of the Reference Asset, any Reference Asset Constituent or the Notes. If you enter, or have entered, into other transactions in respect of the Reference Asset, any Reference Asset Constituent or the Notes, you should consult its tax advisor regarding the application of Section 871(m) of the Code to its Notes in the context of its other transactions.

Because of the uncertainty regarding the application of the 30% withholding tax on dividend equivalents to the Notes, you are urged to consult your tax advisor regarding the potential application of Section 871(m) of the Code and the 30% withholding tax to an investment in the Notes.

Foreign Account Tax Compliance Act. FATCA was enacted on March 18, 2010, and imposes a 30% U.S. withholding tax on “withholdable payments” (i.e., certain U.S.-source payments, including interest (and original issue discount), dividends, other fixed or determinable annual or periodical income, and the gross proceeds from a disposition of property of a type that can produce U.S.-source interest or dividends) and “passthru payments” (i.e., certain payments attributable to withholdable payments) made to certain foreign financial institutions (and certain of their affiliates) unless the payee foreign financial institution agrees (or is required), among other things, to disclose the identity of any U.S. individual with an account at the institution (or the relevant affiliate) and to annually report certain information about such account. FATCA also requires withholding agents making withholdable payments to certain foreign entities that do not disclose the name, address, and taxpayer identification number of any substantial U.S. owners (or do not certify that they do not have any substantial U.S. owners) to withhold tax at a rate of 30%. Under certain circumstances, a holder may be eligible for refunds or credits of such taxes.

Pursuant to final and temporary Treasury regulations and other IRS guidance, the withholding and reporting requirements under FATCA will generally apply to certain “withholdable payments”, will not apply to gross proceeds on a sale or disposition, and will apply to certain foreign passthru payments only to the extent that such payments are made after the date that is two years after final regulations defining the term “foreign passthru payment” are published. If withholding is required, we (or the applicable paying agent) will not be required to pay additional amounts with respect to the amounts so withheld. Foreign financial institutions and non-financial foreign entities located in jurisdictions that have an intergovernmental agreement with the U.S. governing FATCA may be subject to different rules.

Investors should consult their tax advisors about the application of FATCA, in particular if they may be classified as financial institutions (or if they hold their Notes through a foreign entity) under the FATCA rules.

Proposed Legislation. In 2007, legislation was introduced in Congress that, if it had been enacted, would have required holders of Notes purchased after the bill was enacted to accrue interest income over the term of the Notes despite the fact that there will be no interest payments over the term of the Notes.

Furthermore, in 2013, the House Ways and Means Committee released in draft form certain proposed legislation relating to financial instruments. If it had been enacted, the effect of this legislation generally would have been to require instruments such as the Notes to be marked to market on an annual basis with all gains and losses to be treated as ordinary, subject to certain exceptions.

It is impossible to predict whether any similar or identical bills will be enacted in the future, or whether any such bill would affect the tax treatment of your Notes. You are urged to consult your tax advisor regarding the possible changes in law and their possible impact on the tax treatment of your Notes.

Both U.S. and Non-U.S. Holders of the Notes are urged to consult their tax advisors concerning the application of U.S. federal income tax laws to their particular situations, as well as any tax consequences of the purchase, beneficial ownership and disposition of the Notes arising under the laws of any state, local, non- U.S. or other taxing jurisdiction (including that of TD and, as applicable, those of the Reference Asset Constituent Issuers).

Supplemental Plan of Distribution (Conflicts of Interest)

We have appointed TDS, an affiliate of TD, as the Agent for the sale of the Notes. Pursuant to the terms of a distribution agreement, TDS will purchase the Notes from TD at the public offering price less any underwriting discount set forth on the cover page of this pricing supplement and may use all or a portion of that commission to allow selling concessions to other registered broker-dealers in connection with the distribution of the Notes, or will offer the Notes directly to investors. TDS or other registered broker-dealers will offer the Notes at the public offering price set forth on the cover page of this pricing supplement. The underwriting discount represents the selling concessions for other dealers in connection with the distribution of the Notes. The other dealers may forgo, in their sole discretion, some or all of their selling concessions. TD will reimburse TDS for certain expenses in connection with its role in the offer and sale of the Notes, and TD will pay TDS a fee in connection with its role in the offer and sale of the Notes.

Conflicts of Interest. TD Securities (USA) LLC is an affiliate of TD and, as such, has a “conflict of interest” in this offering within the meaning of Financial Industry Regulatory Authority, Inc. (“FINRA”) Rule 5121. In addition, TD will receive the net proceeds from the initial public offering of the Notes, thus creating an additional conflict of interest within the meaning of FINRA Rule 5121. This offering of the Notes will be conducted in compliance with the provisions of FINRA Rule 5121. In accordance with FINRA Rule 5121, neither TD Securities (USA) LLC nor any other affiliated agent of ours is permitted to sell the Notes in this offering to an account over which it exercises discretionary authority without the prior specific written approval of the account holder.

We, TDS, another of our affiliates or third parties may use this pricing supplement in the initial sale of the Notes. In addition, we, TDS, another of our affiliates or third parties may use this pricing supplement in a market-making transaction in the Notes after their initial sale. ***If a purchaser buys the Notes from us, TDS, another of our affiliates or third parties, this pricing supplement is being used in a market-making transaction unless we, TDS, another of our affiliates or third parties informs such purchaser otherwise in the confirmation of sale.***

Prohibition of Sales to EEA Retail Investors

The Notes are not intended to be offered, sold or otherwise made available to and should not be offered, sold or otherwise made available to any retail investor in the European Economic Area (“EEA”). For these purposes, a retail investor means a person who is one (or more) of: (i) a retail client as defined in point (11) of Article 4(1) of Directive 2014/65/EU, as amended (“MiFID II”); (ii) a customer within the meaning of Directive 2002/92/EC, as amended, where that customer would not qualify as a professional client as defined in point (10) of Article 4(1) of MiFID II; or (iii) not a qualified investor as defined in Directive 2003/71/EC, as amended. Consequently no key information document required by Regulation (EU) No 1286/2014, as amended (the “PRIIPs Regulation”), for offering or selling the Notes or otherwise making them available to retail investors in the EEA has been prepared and therefore offering or selling the Notes or otherwise making them available to any retail investor in the EEA may be unlawful under the PRIIPs Regulation.

Additional Information Regarding the Estimated Value of the Notes

The final terms for the Notes will be determined on the date the Notes are initially priced for sale to the public, which we refer to as the Pricing Date, based on prevailing market conditions on the Pricing Date, and will be communicated to investors in a final pricing supplement.

The economic terms of the Notes are based on our internal funding rate (which is our internal borrowing rate based on variables such as market benchmarks and our appetite for borrowing), and several factors, including any sales commissions expected to be paid to TDS or another affiliate of ours, any selling concessions, discounts, commissions or fees expected to be allowed or paid to non-affiliated intermediaries, the estimated profit that we or any of our affiliates expect to earn in connection with structuring the Notes, estimated costs which we may incur in connection with the Notes and the estimated cost which we may incur in hedging our obligations under the Notes. Because our internal funding rate generally represents a discount from the levels at which our benchmark debt securities trade in the secondary market, the use of an internal funding rate for the Notes rather than the levels at which our benchmark debt securities trade in the secondary market is expected to have an adverse effect on the economic terms of the Notes.

On the cover page of this pricing supplement, we have provided the initial estimated value range for the Notes. This range of estimated values was determined by reference to our internal pricing models which take into account a number of variables and are based on a number of assumptions, which may or may not materialize, typically including volatility, interest rates (forecasted, current and historical rates), price-sensitivity analysis, time to maturity of the Notes, and our internal funding rate. For more information about the initial estimated value, see “Additional Risk Factors” beginning on page P-6. Because our internal funding rate generally represents a discount from the levels at which our benchmark debt securities trade in the secondary market, the use of an internal funding rate for the Notes rather than the levels at which our benchmark debt securities trade in the secondary market is expected, assuming all other economic terms are held constant, to increase the estimated value of the Notes. For more information see the discussion under “Additional Risk Factors — The Estimated Value of Your Notes Is Based on Our Internal Funding Rate.”

Our estimated value on the Pricing Date is not a prediction of the price at which the Notes may trade in the secondary market, nor will it be the price at which the Agent may buy or sell the Notes in the secondary market. Subject to normal market and funding conditions, the Agent or another affiliate of ours intends to offer to purchase the Notes in the secondary market but it is not obligated to do so.

Assuming that all relevant factors remain constant after the Pricing Date, the price at which the Agent may initially buy or sell the Notes in the secondary market, if any, may exceed our estimated value on the Pricing Date for a temporary period expected to be approximately 3 months after the Issue Date because, in our discretion, we may elect to effectively reimburse to investors a portion of the estimated cost of hedging our obligations under the Notes and other costs in connection with the Notes which we will no longer expect to incur over the term of the Notes. We made such discretionary election and determined this temporary reimbursement period on the basis of a number of factors, including the tenor of the Notes and any agreement we may have with the distributors of the Notes. The amount of our estimated costs which we effectively reimburse to investors in this way may not be allocated ratably throughout the reimbursement period, and we may discontinue such reimbursement at any time or revise the duration of the reimbursement period after the Issue Date of the Notes based on changes in market conditions and other factors that cannot be predicted.

We urge you to read the “Additional Risk Factors” beginning on page P-6 of this pricing supplement.

Events of Default

The indenture provides holders of Notes with remedies if we fail to perform specific obligations, such as making payments on the Notes, or if we become bankrupt. Holders should review the applicable provisions and understand which of our actions would trigger an event of default and which actions would not.

Under the indenture, “event of default” means any of the following:

- we default in the payment of the principal of or interest on, as applicable, any note of that series and, in each case, the default continues for a period of 30 Business Days; or
- we become insolvent or bankrupt or subject to the provisions of the Winding-up and Restructuring Act (Canada), or any statute hereafter enacted in substitution therefor, as such act, or substituted act, may be amended from time to time, (ii) we go into liquidation, either voluntary or under an order of a court of competent jurisdiction or (iii) we pass a resolution for our winding-up, liquidation or dissolution (with certain exceptions).

The indenture permits the issuance of notes in one or more series, and, in many cases, whether an event of default has occurred is determined on a series by series basis. For purposes of this section, with respect to notes issued on or after September 23, 2018, “series” refers to notes having identical terms, except as to issue date, principal amount and, if applicable, the date from which interest begins to accrue.

The indenture provides that:

- if an event of default due to the default in payment of principal of or, if applicable, any premium or interest on, any series of senior notes issued under the indenture, or due to any event of default referred to in the last bullet of the preceding paragraph applicable to the senior notes of that series but not applicable to all outstanding senior notes issued under the indenture, occurs and is continuing, either the trustee or the holders of not less than 25% in aggregate principal amount of the outstanding senior notes of each affected series, voting as a single class, by notice in writing to TD, may declare the principal of (or such other amount as may be specified) all senior notes of each affected series and, if applicable, interest accrued thereon to be due and payable immediately; and
- if an event of default due to specified events of bankruptcy, insolvency, winding up or liquidation of TD, occurs and is continuing, either the trustee or the holders of not less than 25% in aggregate principal amount of all outstanding senior notes issued under the senior debt indenture, treated as one class, by notice in writing to TD may declare the principal of (or such other amount as may be specified) all those senior notes and, if applicable, interest accrued thereon to be due and payable immediately.

Annulment of Acceleration and Waiver of Defaults.

In some circumstances, if any and all events of default under the indenture, other than the non-payment of the principal of the securities that has become due as a result of an acceleration, have been cured, waived or otherwise remedied, then the holders of a majority in aggregate principal amount of all series of outstanding senior notes affected, voting as one class, may annul past declarations of acceleration of or waive past defaults of the senior notes.

Differences in Events of Default

Notes issued by us prior to September 23, 2018, such as the Series A notes and the Series B notes, contain events of default that are different from those set forth above. In particular, the events of default applicable to the Series A notes and the Series B notes do not provide for a 30-business-day cure period with respect to any failure by us to pay the principal of or, if applicable, interest on those senior notes. Accordingly, if we fail to pay the principal of any series of Series A notes or Series B notes when due, the holders of such notes would be entitled to declare their securities due and payable following a 7-day cure period, whereas holders of Series C notes, Series D notes or Series E notes would not be entitled to accelerate the notes until 30 Business Days after our failure to pay the principal of the notes. In addition, if we fail to pay, if applicable, interest on any series of Series A notes or Series B notes when due, the holders of such notes would be entitled to declare their securities due and payable following a 30-calendar day cure period, whereas holders of Series C notes, Series D notes or Series E notes would not be entitled to accelerate the notes until 30 Business Days after our failure to pay, if applicable, the interest on the notes.